



COLLIN COUNTY

Auditor's Office
2300 Bloomdale Rd.
Suite 3100
McKinney, Texas 75071
www.collincountytexas.gov

To: Commissioners Court
From: Jeff May – County Auditor
Date: June 30, 2016
Re: Investment Report – 2nd Quarter (FY 2016)

On March 31, 2016, total invested operating, non-operating, and capital project funds of Collin County had a market value of \$538,900,870. As required by Collin County's Investment Policy and in accordance with Government Code 2256, all investments were made with the following objectives in order of priority. First, the safety of the principal and maintenance of adequate liquidity were given the highest consideration. Second, diversification was accomplished by investing county funds into five separate PFIA investment pools (LOGIC, Texas Class, Texas TERM, TexPool and TexSTAR), as well as by purchasing Certificates of Deposit, Federal Agency, US Treasury, and Municipal Bonds.

The weighted average maturity (WAM) for investments was 0.625 years, and yield to maturity (YTM) was 0.647%, which compares to 0.436 WAM and 0.319% YTM for prior year 1st quarter.

During the FY16 2nd quarter, our overnight pools and cash equivalent investments experienced an increase from the prior quarter by \$12,914,867, due primarily to the establishment of two new money market accounts and one new ICS account. An Increase in value was also reflected in Certificates of Deposit by \$30,207,019, while Bonds decreased by \$365,379.

Bond investment activity during the quarter consisted of three bonds called, 26 bonds matured, and ten bonds purchased. The total interest earned for all investments during this quarter totaled \$877,700.

Attached is our Collin County Quarterly Investment Report which consists of a Statement of Investment Position, a Summary Statement by Group, Investment Details, and Schedules of Investments by Fund.



Collin County, Texas
 QUARTERLY INVESTMENT REPORT
 Quarter Ending March 31, 2016

STATEMENT OF INVESTMENT POSITION

The investments held in Collin County portfolio are managed in full compliance with the Public Funds Investment Act (Government Code 2256.023), and with the Investment Policy and strategy of Collin County Government.


	OPERATING GROUP			NON-OPERATING GROUP			CAPITAL PROJECTS GROUP			TOTAL PORTFOLIO		
	Prior Year Market Value	Beginning Market Value	Ending Market Value	Prior Year Market Value	Beginning Market Value	Ending Market Value	Prior Year Market Value	Beginning Market Value	Ending Market Value	Prior Year Market Value	Beginning Market Value	Ending Market Value
	03/31/15	12/31/15	03/31/16	03/31/15	12/31/15	03/31/16	03/31/15	12/31/15	03/31/16	03/31/15	12/31/15	03/31/16
Cash in Bank	-	14,715,962	9,477,481							-	14,715,962	9,477,481
PFIA Investment Pools	308,072,926	161,387,051	140,026,629					3,852,159	3,853,041	308,072,926	165,239,210	143,879,670
Cash Equivalent Investments	24,657,776	46,717,488	80,053,447						2,502	24,657,776	107,870,573	142,144,980
Certificates of Deposit	-	-	46,041,191	29,632,743	61,153,085	62,089,031				80,064,786	142,833,714	173,040,733
Federal/Agency Bonds				45,743,652	50,789,251	50,250,196				45,743,652	50,789,251	50,250,196
Municipal Bonds				20,620,463	19,934,134	20,107,810	50,432,043	92,069,795	92,200,595	20,620,463	19,934,134	20,107,810
TOTALS	332,730,702	222,820,501	275,598,748	95,996,858	182,640,389	167,245,984	50,432,043	95,921,954	96,056,138	479,159,603	501,382,844	538,900,870

	<u>CALL DATE</u>	<u>MATURITY DATE</u>	<u>BENCHMARK: US TREASURY BILLS*</u>	
Weighted Yield to Call (YTC):	0.640%	Weighted Yield to Maturity (YTM):	1 Month:	0.250%
Weighted Average Maturity (WAM):	0.463 Years	Weighted Average Maturity (WAM):	3 Month:	0.300%
			6 Month:	0.470%
			1 Year:	0.660%
			2 Year:	0.880%
			3 Year:	1.040%

* Source for Benchmark Rates: Federal Reserve Government Website

In accordance with Government Code 2256.005 Sections f-i, The Investment Officers of Collin County are required to:
 (1) Disclose a personal business relationship with a business organization offering to sell investments to the organization; and,
 (2) Disclose whether he/she is related within the second degree by affinity of consanguinity to an individual seeking to sell an investment to the entity;

In addition, A report shall be presented to the governing body on changes to the Public Funds Investment Act within six months after the end of each regular legislative session (Government Code 2256.007).

Authorized By Investment Officers: 
 Jeffrey May, County Auditor

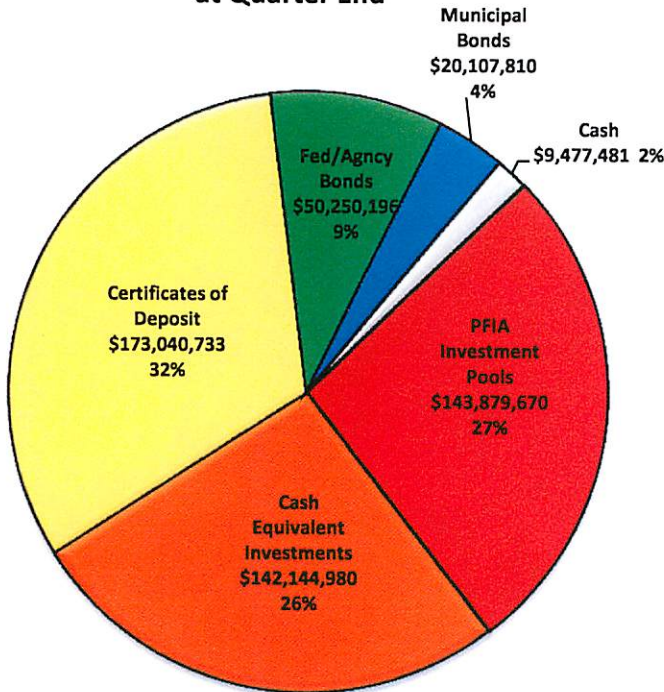

 Monika Arris, Budget Director



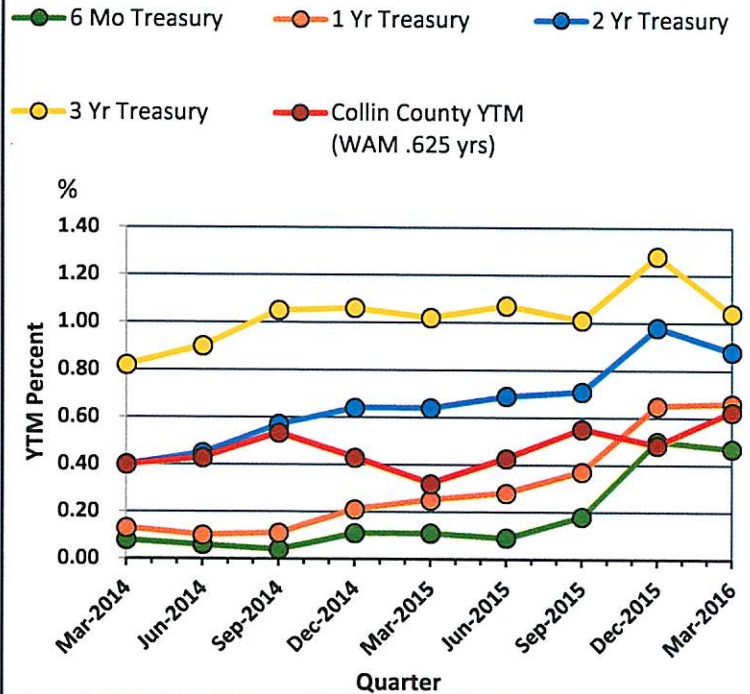
Collin County, Texas
 QUARTERLY INVESTMENT REPORT
 Quarter Ending March 31, 2016

TOTAL PORTFOLIO

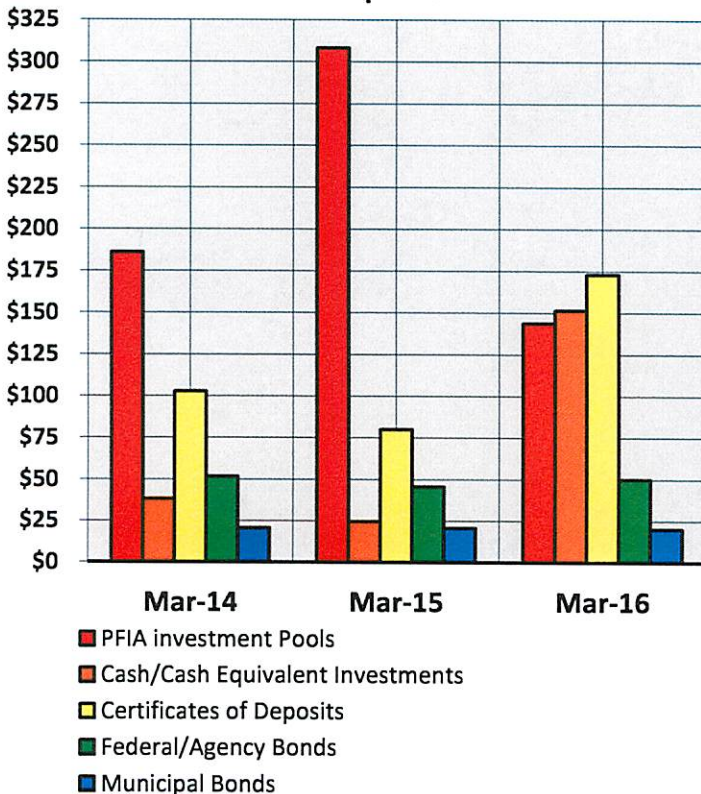
Portfolio Composition by Type at Quarter End



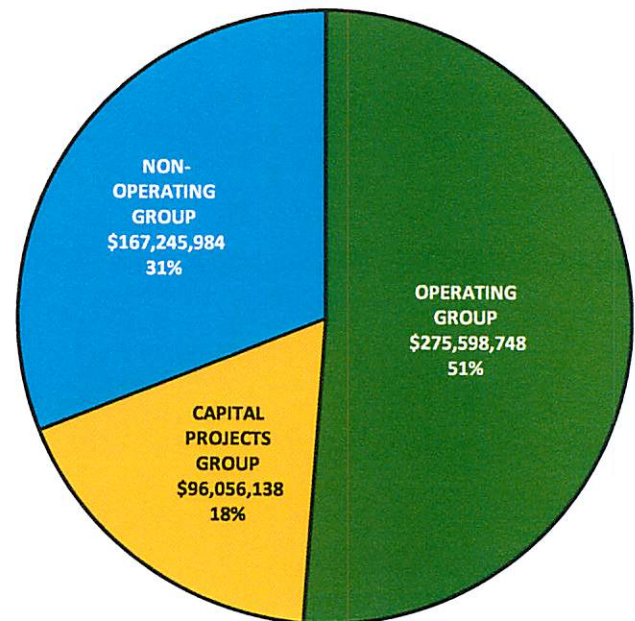
Benchmark Two Year Comparison



Portfolio Position Type Three Year Comparison



Portfolio Composition by Investment Pool Group at Quarter End





Collin County, Texas
QUARTERLY INVESTMENT REPORT
 Quarter Ending March 31, 2016

TOTAL PORTFOLIO
Summary Statement by Group

POOLED FUND GROUP	Calculations based on MATURITY date			Benchmark *	Calculations based on CALL date	
	Weighted Yield to Maturity (YTM)	Weighted Average Maturity (WAM) (Years)			Weighted Yield to Call (YTC)	Weighted Average Maturity (WAM) (Years)
Operating Group	0.471%	0.047		0.250%	0.471%	0.047
PFIA Investment Pools	0.463%	0.002		1 Mo T-Bill	0.463%	0.002
Cash Equivalent Investments	0.411%	0.002			0.411%	0.002
Certificates of Deposit	0.596%	0.258			0.596%	0.258
Non-Operating Group	0.920%	1.477		0.660%	0.900%	0.964
Cash Equivalent Investments	0.434%	0.000		1 Yr Treasury	0.434%	0.000
Certificates of Deposit	0.578%	0.903			0.578%	0.903
Federal/Agency Bonds	1.643%	3.779			1.581%	2.072
Municipal Bonds	1.202%	1.279			1.200%	1.275
Capital Projects Group	0.654%	0.740		0.470%	0.654%	0.740
PFIA Investment Pools	0.390%	0.014		6 Mo T-Bill	0.390%	0.014
Cash Equivalent Investments	0.449%	0.000			0.449%	0.000
Certificates of Deposit	0.665%	0.770			0.665%	0.770


POOLED FUND GROUP	Beginning Book Value 12/31/15	Increases	Decreases	Interest Earned	Amortization / Accretion	Ending Book Value 03/31/16	Beginning Market Value 12/31/15	Unrealized Gain / (Loss) Market Adj	Ending Market Value 03/31/16	Interest Accrued
Operating Group										
PFIA Investment Pools	161,387,051	113,366,000	(134,888,277)	161,855	-	140,026,629	161,387,051	-	140,026,629	-
Cash Equivalent Investments	46,717,488	70,000,000	(36,726,697)	62,656	-	80,053,447	46,717,488	-	80,053,447	-
Certificates of Deposit	-	46,000,000	-	41,191	-	46,041,191	-	-	46,041,191	-
Sub-Total	208,104,539	229,366,000	(171,614,974)	265,702	-	266,121,267	208,104,539	-	266,121,267	-
Non-Operating Group										
Cash Equivalent Investments	61,153,085	9,746,334	(8,877,395)	67,007	-	62,089,031	61,153,085	-	62,089,031	72
Certificates of Deposit	50,763,919	2,429,949	(18,443,374)	48,453	-	34,798,947	50,763,919	-	34,798,947	10,894
Federal/Agency Bonds	51,009,083	5,005,211	(6,328,386)	202,485	(5,708)	49,882,685	50,789,251	(539,055)	50,250,196	210,008
Municipal Bonds	19,871,179	4,333,768	(4,209,853)	134,853	(73,370)	20,056,577	19,934,134	(4,154,144)	20,107,810	125,787
Sub-Total	182,797,266	21,515,262	(37,859,008)	452,798	(79,078)	166,827,240	182,640,389	(4,693,199)	167,245,984	346,761
Capital Projects Group										
PFIA Investment Pools	3,852,159	-	(3,661)	4,543	-	3,853,041	3,852,159	-	3,853,041	7,362
Cash Equivalent Investments	-	2,500	-	2	-	2,502	-	-	2,502	-
Certificates of Deposit	92,069,795	-	(23,855)	154,655	-	92,200,595	92,069,795	-	92,200,595	80,809
Sub-Total	95,921,954	2,500	(27,516)	159,200	-	96,056,138	95,921,954	-	96,056,138	88,171
Grand Totals:	486,823,759	250,883,762	(209,501,498)	877,700	(79,078)	529,004,645	486,666,882	(4,693,199)	529,423,389	434,932



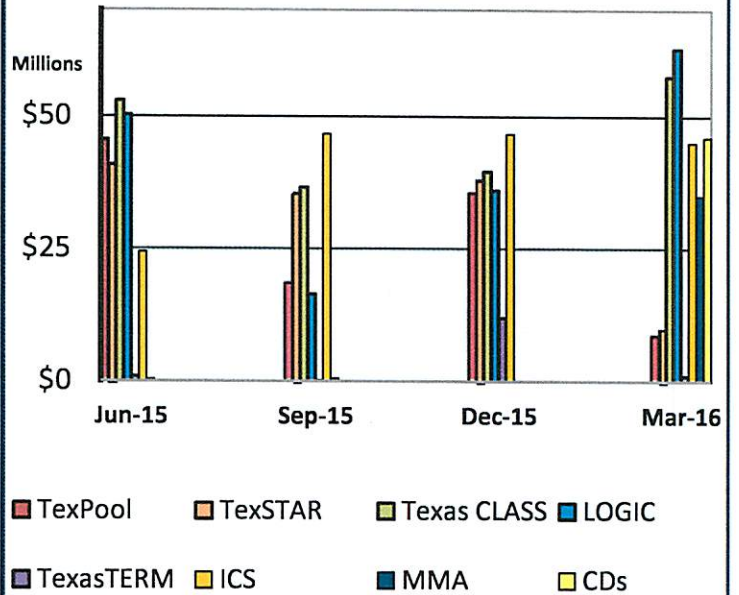
Collin County, Texas
QUARTERLY INVESTMENT REPORT
 Quarter Ending March 31, 2016

OPERATING GROUP

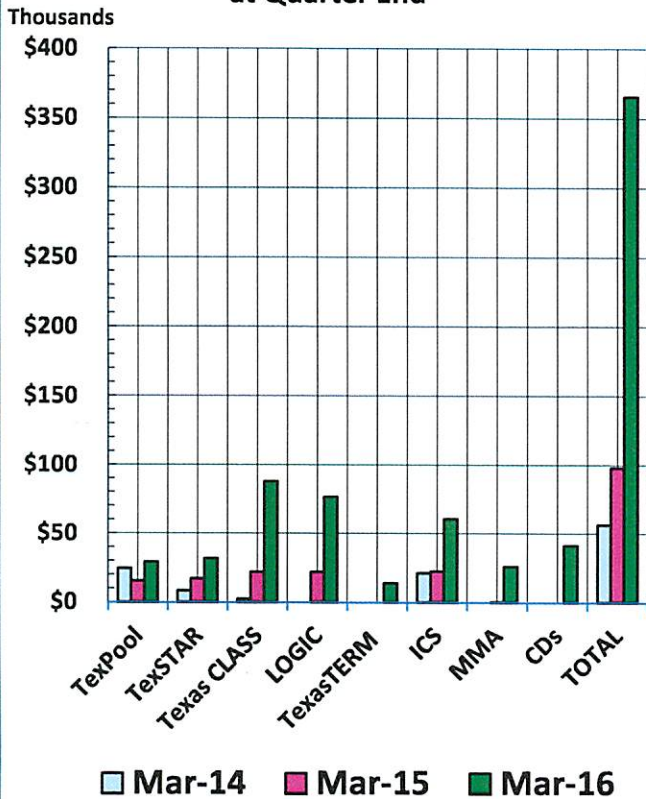
Operating Investments by Type at Quarter End



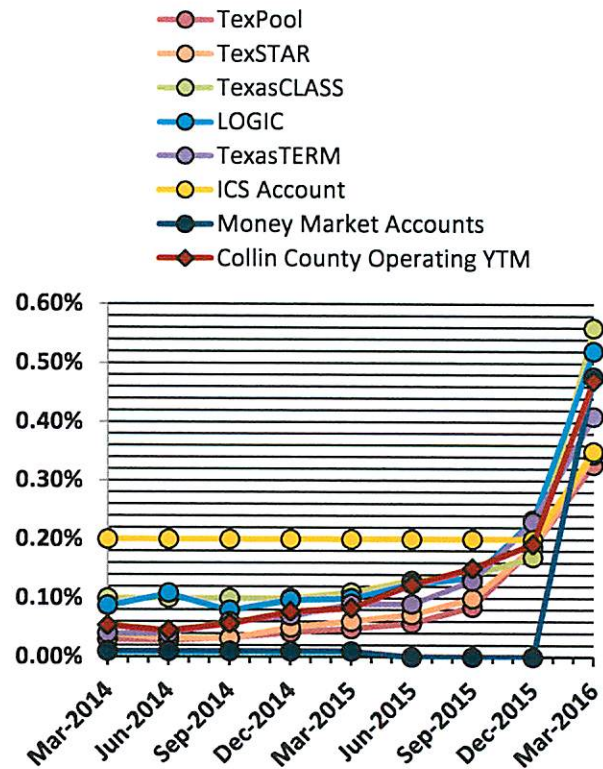
Operating Investments Market Values Comparison at Quarter End



Operating Investments YTD Interest Earnings Comparison at Quarter End



Operating Investments Yields Comparison at Quarter End





Collin County, Texas
 QUARTERLY INVESTMENT REPORT
 Quarter Ending March 31, 2016

OPERATING
Investment Details

<u>OPERATING GROUP</u>	<u>Yield to Maturity (YTM)</u>	<u>Beginning Book Value 12/31/15</u>	<u>Increases</u>	<u>Decreases</u>	<u>Interest Earned QTD</u>	<u>Ending Book Value 3/31/16</u>	<u>Beginning Market Value 12/31/15</u>	<u>Ending Market Value 3/31/16</u>	<u>Interest Accrued</u>	<u>Maturity Date</u>
<u>PFIA Investment Pools</u>										
TexPool	0.2986%	35,566,148	16,121,000	(43,012,106)	18,974	8,694,016	35,566,148	8,694,016	-	N/A
TexSTAR	0.3103%	38,049,336	27,046,000	(55,106,287)	19,237	10,008,286	38,049,336	10,008,286	-	N/A
LOGIC	0.4650%	36,112,893	26,647,000	(30,000)	59,100	62,788,993	36,112,893	62,788,993	-	N/A
Texas CLASS	0.5133%	39,639,017	43,552,000	(25,719,000)	60,386	57,532,403	39,639,017	57,532,403	-	N/A
TexasTERM DL	0.3833%	1,001,755	-	-	1,176	1,002,931	1,001,755	1,002,931	-	N/A
TexasTERM FX	0.2600%	11,017,902	-	(11,020,884)	2,982	-	11,017,902	-	-	02/08/16
		161,387,051	113,366,000	(134,888,277)	161,855	140,026,629	161,387,051	140,026,629	-	
<u>Cash Equivalent Investments</u>										
ICS Account-Legacy Texas Bank	0.2767%	46,717,488	-	(36,726,697)	15,048	10,005,839	46,717,488	10,005,839	-	N/A
ICS Account-Independent Bank	0.4000%	-	35,000,000	-	21,868	35,021,868	-	35,021,868	-	N/A
Legacy Texas Bank MMA	0.4603%	-	35,000,000	-	25,740	35,025,740	-	35,025,740	-	N/A
		46,717,488	70,000,000	(36,726,697)	62,656	80,053,447	46,717,488	80,053,447	-	
<u>Certificates of Deposit</u>										
CD #60050000702	0.4200%	-	7,500,000	-	4,734	7,504,734	-	7,504,734	-	04/05/16
CD #60050000703	0.5300%	-	5,000,000	-	3,983	5,003,983	-	5,003,983	-	05/05/16
CD #60050000704	0.5400%	-	5,000,000	-	4,058	5,004,058	-	5,004,058	-	06/05/16
CD #60050000705	0.5900%	-	5,000,000	-	4,434	5,004,434	-	5,004,434	-	07/05/16
CD #60050000706	0.6700%	-	13,000,000	-	13,092	13,013,092	-	13,013,092	-	08/05/16
CD #60050000707	0.6900%	-	10,500,000	-	10,890	10,510,890	-	10,510,890	-	09/05/16
		-	46,000,000	-	41,191	46,041,191	-	46,041,191	-	
		208,104,539	229,366,000	(171,614,974)	265,702	266,121,267	208,104,539	266,121,267	-	



Collin County, Texas
QUARTERLY INVESTMENT REPORT
 Quarter Ending March 31, 2016

OPERATING
Schedule of Investments by Fund

Fund Number	Fund Name	Book Value 03/31/16	YTD Interest Earned	% of Total Invested
<u>General Funds</u>				
001	General	98,382,470	135,167	36.969%
002	Housing Finance Corp	246,030	336	0.092%
003	Records Archive Fund	5,508,259	7,568 *	2.070%
005	Dis Cts Rec Tech Fund	387,470	534 *	0.146%
499	Permanent Improvements	8,652,317	11,886	3.251%
		113,176,546	155,491	42.528%
<u>Special Revenue Funds</u>				
010	Road and Bridge	12,936,311	17,773	4.861%
011	Farm and Market	20,300	29	0.008%
012	Lateral Road	882,026	1,210	0.331%
013	Judicial Appellate	171,963	238	0.065%
015	Court Reporters	174,333	241 *	0.066%
021	Law Library	2,844,381	3,908 *	1.069%
025	Co Clrk Rec Mgmt & Pres	4,810,498	6,610 *	1.808%
026	Dist Clrk Rec Mgmt & Pres	347,399	479 *	0.131%
028	Justice Court Tech Fund	780,677	1,071 *	0.293%
029	Courthouse Security	505,977	695 *	0.190%
031	Economic Development 2001	21,416	29	0.008%
033	Contract Elections	2,770,431	3,806	1.041%
036	Sheriff Forfeiture	373,881	512	0.140%
037	DA State Forfeiture	462,604	636	0.174%
038	DA Service Fee	259,790	358 *	0.098%
039	Meyers Park Foundation	15,159	22	0.006%
040	Health Care Foundation	3,631,208	4,987	1.364%
044	County Rec Mgmt & Pres	1,075,651	1,477 *	0.404%
046	Juvenile Case Manager Fnd	248,262	340 *	0.093%
047	Court Initiated Guardnshp	241,270	333 *	0.091%
049	DA Pretrial Intervntn Prg	611,135	841 *	0.230%
050	Specialty Court	181,202	249 *	0.068%
051	SCAAP	607,456	834	0.228%
052	Cty Crts Technology Fund	212,884	292 *	0.080%
053	Dis Cts Technology Fund	159,054	219 *	0.060%
054	Probate Contributions Fnd	482,334	662	0.181%
055	CCLC Court Rec Presrvtn	310,066	428 *	0.117%
056	Dis Clrk Crt Rec Presrvtn	350,466	483 *	0.132%
057	DA Apportionment	105,376	146	0.040%
058	Justice Crt Bldg Security	208,442	285 *	0.078%
		35,801,952	49,193	13.455%
<u>Grant Funds</u>				
184	RTR-Outer Loop PH3 75-121	845,021	1,163	0.318%
198	LEOSE Education	96,682	132	0.036%
		941,703	1,295	0.354%
<u>Debt Service Fund</u>				
399	Debt Service Fund	25,043,065	34,405	9.410%
		25,043,065	34,405	9.410%



Collin County, Texas
QUARTERLY INVESTMENT REPORT
 Quarter Ending March 31, 2016

OPERATING
Schedule of Investments by Fund

Fund Number	Fund Name	Book Value 03/31/16	YTD Interest Earned	% of Total Invested
-------------	-----------	------------------------	------------------------	------------------------

Capital Project Funds

Permanent Improvement Bonds

403	Ltd Tax Perm Imp 2000	12,789	18	0.005%
404	Lmtd Tax P/I Series '01	261,448	358	0.098%
405	Ltd Tax Perm Imp 2002	1,201,080	1,649	0.451%
406	Ltd Tax Perm Imp 2004	26,310	37	0.010%
407	Lmtd Tax Perm Imp 2005	97,765	135	0.037%
408	Lmtd Tax Perm Imp Bds '06	402,348	552	0.151%
411	Ltd Tax Perm Imp 2007	66,768	91	0.025%
412	Ltd TX PI 2008 07Proj	43,438	58	0.016%
413	LTD TAX PI 2008 03PROJ	69,949	95	0.026%
414	Ltd Tax PI Bds 2009	1,167,245	1,605	0.439%
415	Ltd TX PI BAB Bds 2009B	435,219	600	0.164%
416	Ltd Tax PI Bds 2011	432,848	596	0.163%
417	Ltd Tax Perm Imp 2012	1,374,294	1,887	0.516%
418	Ltd Tax Perm Imp 2013	721,746	991	0.271%
419	Ltd Tax P/I 2014	1,454,112	1,996	0.546%
420	Ltd Tax P/I 2015	2,303,932	3,166	0.866%
		10,071,291	13,834	3.784%

Road Bonds

421	Unlimited Road Bond 99	1,859,643	2,556	0.699%
422	Unlimited Road Bond 99A	207,687	285	0.078%
423	Unlimited Road Bond 00/01	812,393	1,115	0.305%
425	Unlmtd Tax Rd Bonds 2004	1,119,138	1,539	0.421%
426	Unlmtd Tax Road Bond 2005	984,801	1,353	0.370%
427	Unlmtd Tax Road Bds '06	1,038,247	1,426	0.390%
428	Unlimited Road Bond 95/97	155,859	216	0.059%
430	Unltd Tax Rd Bds 2007	4,038,749	5,550	1.518%
431	Unltd Tx Rd Bds 08 03Proj	587,946	808	0.221%
432	Unltd Rd Bds 2008 07Proj	3,647,867	5,013	1.371%
433	Unltd Tax Road Bds 2009	963,497	1,324	0.362%
434	UNLTD TX RD BAB 2009B	8,180	11	0.003%
435	Unltd Tax Rd Bds 2011	4,552,145	6,256	1.711%
436	UNLTD TAX ROAD BD 2012	310,441	428	0.117%
437	Unlmtd Tax Road Bond 2013	18,533,359	25,462	6.964%
439	Unltd Tax Road Bd 2014	490,017	673	0.184%
440	Unltd Tax Road Bd 2015	495	-	0.000%
		39,310,464	54,015	14.773%

Tax Notes

441	Tax Notes Series 2002	1,100,260	1,510	0.413%
442	Tax Notes Series 2004	4,745,805	6,519	1.783%
443	Tax Notes 2006	1,420,285	1,952	0.534%
445	Capital Improvement TN 01	496,819	684	0.187%
446	Capital Imp T/N 01A	185,004	256	0.070%
		7,948,173	10,921	2.987%

Total Capital Project Funds

		57,329,928	78,770	21.544%
--	--	------------	--------	---------



Collin County, Texas
QUARTERLY INVESTMENT REPORT
 Quarter Ending March 31, 2016

OPERATING
Schedule of Investments by Fund

Fund Number	Fund Name	Book Value 03/31/16	YTD Interest Earned	% of Total Invested
<u>Internal Service Funds</u>				
501	Liability Insurance	2,771,565	3,806	1.041%
502	Workers' Compensation Ins	1,874,432	2,574	0.704%
503	Flexible Benefit	163,469	223 **	0.061%
504	Unemployment Insurance	699,169	962	0.263%
505	Insurance Claim	1,045,695	1,437	0.393%
507	Animal Safety Fund	1,272,047	1,748	0.478%
		7,826,377	10,750	2.940%
<u>Other Funds</u>				
599	CC Toll Road Authority	21,765,643	29,904	8.179%
650	Judicial District	3,108,511	4,270	1.168%
701	State Fees Agency	822,770	1,130 *	0.309%
702	Unclaimed Holdings	304,778	420 *	0.115%
		26,001,702	35,724	9.771%
	Total Operating Investments	266,121,273	365,628	100.00%
	Rounding Difference	(6)	(6)	
Total Book Value as of 03/31/16		266,121,267	365,622	

Notes


- * Interest is recorded in Fund 001 General Fund
- ** Interest is recorded in Fund 505 Insurance Claim



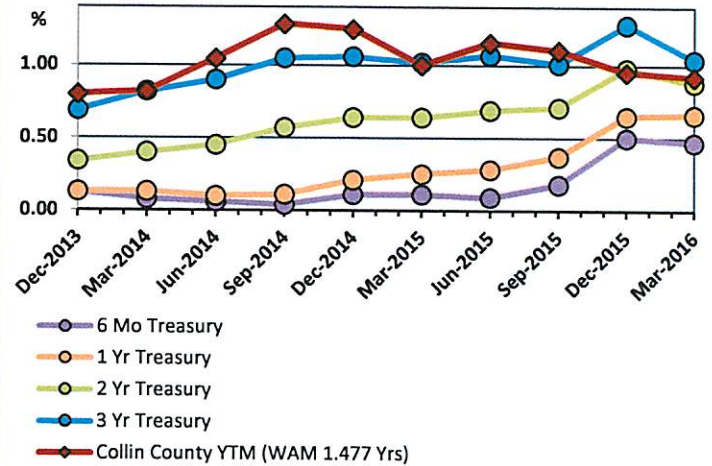
Collin County, Texas
 QUARTERLY INVESTMENT REPORT
 Quarter Ending March 31, 2016

NON-OPERATING GROUP

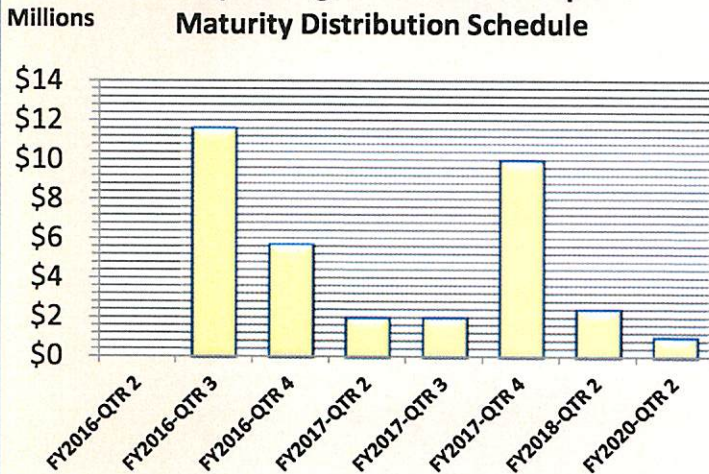
Non-Operating Investments by Type at Quarter End



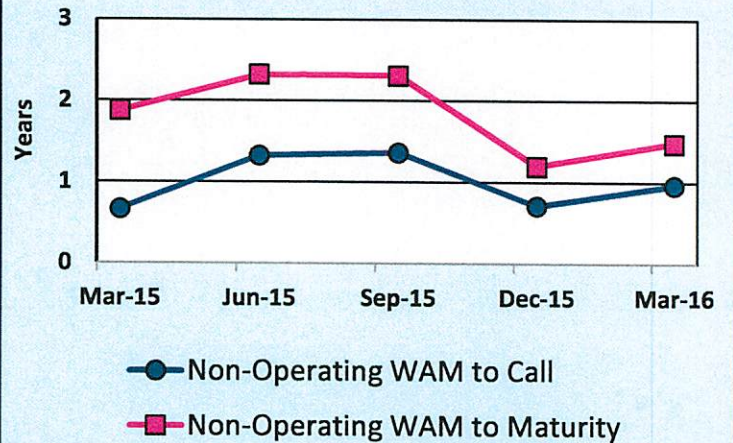
Non-Operating Yields to Maturity Benchmark Comparison



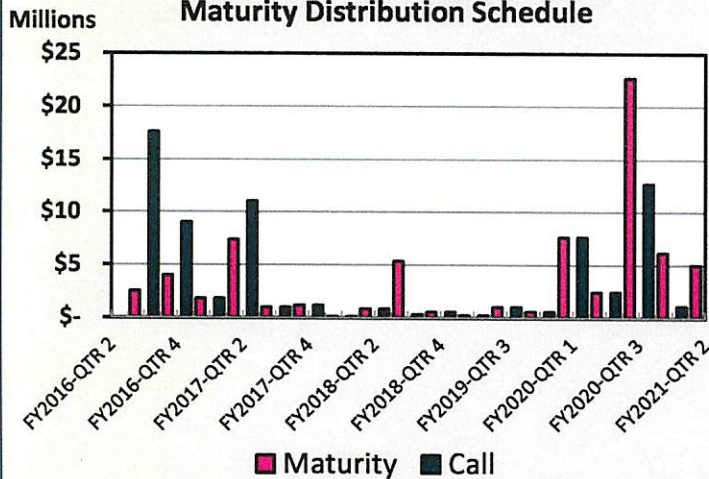
Non-Operating Certificates of Deposit Maturity Distribution Schedule



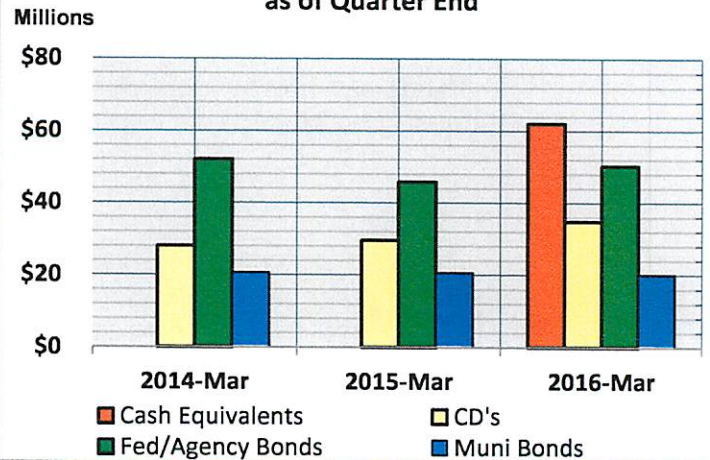
Non-Operating Weighed Average Maturity



Non-Operating Investment Bonds Maturity Distribution Schedule



Non-Operating Investments Three Year Comparison as of Quarter End





Collin County, Texas
 QUARTERLY INVESTMENT REPORT
 Quarter Ending March 31, 2016

**NON-OPERATING
 Investment Details**

NON-OPERATING GROUP		Security Name	Rating	Yield to Call	Yield to Maturity	Beginning Book Value	Increases	Decreases	Interest Earned	Amortization/ Accretion	Ending Book Value	Beginning Market Value	Unrealized Gain / (Loss)	Ending Market Value	Interest Accrued	Maturity / Call Date	Callable	
				(YTC)	(YTM)	12/31/15			QTD		3/31/16	12/31/15	Market Adj	3/31/16				
Cash Equivalent Investments																		
American National Bank																		
Custody Cash Holdings																		
SeaCap Cash Holdings																		
Legacy Texas Bank MMA																		
				0.449%		344,688	5,949,871	(5,000,000)	52	-	1,294,611	344,688	-	1,294,611	44		N	
						808,260	3,796,463	(3,877,395)	48	-	727,366	808,260	-	727,366	28		N	
						60,000,247	-	-	66,907	-	60,067,154	60,000,247	-	60,067,154	-		N	
						61,163,085	9,746,334	(8,877,395)	67,007	-	62,089,031	61,163,085	-	62,089,031	72			
Certificates of Deposit																		
Legacy Texas Bank																		
				0.450%		2,136,676	-	-	2,390	-	2,137,966	2,136,676	-	2,137,966	-	04/08/16	N	
				0.450%		2,136,676	-	-	2,390	-	2,137,966	2,136,676	-	2,137,966	-	04/08/16	N	
				0.450%		2,136,676	-	-	2,390	-	2,137,966	2,136,676	-	2,137,966	-	04/08/16	N	
				0.450%		2,136,676	-	-	2,390	-	2,137,966	2,136,676	-	2,137,966	-	04/08/16	N	
				0.450%		1,067,789	-	-	1,195	-	1,068,984	1,067,789	-	1,068,984	-	04/08/16	N	
				0.450%		2,427,322	-	(2,429,949)	2,627	-	-	-	-	-	-	03/28/16	N	
				1.050%		-	2,429,949	(271)	271	-	2,429,949	-	-	2,429,949	271	03/28/16	N	
				0.350%		2,280,746	-	-	1,994	-	2,282,740	2,280,746	-	2,282,740	-	08/04/16	N	
				0.350%		2,034,971	-	-	1,771	-	2,036,742	2,034,971	-	2,036,742	-	08/04/16	N	
				0.350%		1,003,362	-	-	873	-	1,004,225	1,003,362	-	1,004,225	-	01/16/17	N	
				0.300%		376,077	-	-	281	-	376,368	376,077	-	376,368	-	07/16/16	N	
				0.350%		1,002,660	-	-	873	-	1,003,523	1,002,660	-	1,003,523	-	03/30/17	N	
				0.350%		1,002,362	-	-	873	-	1,003,235	1,002,362	-	1,003,235	-	04/29/17	N	
				0.350%		1,002,074	-	-	872	-	1,002,946	1,002,074	-	1,002,946	-	05/29/17	N	
				0.700%		1,961,055	-	-	3,415	-	1,964,470	1,961,055	-	1,964,470	-	08/07/17	N	
				0.850%		1,023,162	-	-	2,164	-	1,025,326	1,023,162	-	1,025,326	-	02/02/20	N	
				0.780%		8,019,716	-	-	15,564	-	8,035,279	8,019,716	-	8,035,279	-	09/28/17	N	
				0.250%		16,008,330	-	(16,009,974)	1,644	-	-	16,008,330	-	-	-	01/15/16	N	
				0.520%		1,002,010	-	-	1,296	-	1,003,306	1,002,010	-	1,003,306	-	08/12/16	N	
						48,763,919	2,429,949	(18,440,194)	45,273	-	32,788,947	48,763,919	-	32,788,947	271			
TexasTERM																		
				0.490%		2,000,000	-	(3,180)	3,180	-	2,000,000	2,000,000	-	2,000,000	10,623	06/01/16	N	
						2,000,000	-	(3,180)	3,180	-	2,000,000	2,000,000	-	2,000,000	10,623			
Federal/Agency Bonds																		
American National Bank																		
				AA+	1.401%	1.276%	4,996,810	3,749	(5,003,924)	3,299	66	-	5,001,165	(5,001,165)	-	01/20/16	Y	
				AA+	1.000%	1.074%	300,037	25	(300,429)	389	(2)	-	298,362	(298,352)	-	02/12/16	Y	
				AA+	2.135%	2.193%	673,734	1,437	(576,334)	1,118	45	-	675,687	(575,587)	-	02/29/16	Y	
				AA+	2.427%		261,262	-	(252,569)	2,569	(1,252)	-	262,330	(252,330)	-	03/15/16	N	
				AA+	1.080%	1.080%	5,000,000	-	(13,500)	13,500	-	5,000,000	4,972,340	27,675	5,000,015	19,350	04/05/16	Y
				AA+	1.139%		311,091	-	(1,938)	1,938	(673)	310,418	312,365	(1,331)	311,064	2,669	05/27/16	N
				AA+	1.417%		406,986	-	(3,256)	3,256	(1,799)	404,186	407,602	(2,545)	404,957	4,402	05/31/16	N
				AA+	1.886%	1.857%	4,988,448	-	(23,125)	23,125	88	4,988,636	4,944,335	58,375	5,002,710	29,035	06/08/16	Y
				AA+	1.400%	2.112%	5,000,000	-	(17,500)	17,500	-	5,000,000	5,000,160	6,935	5,007,085	17,694	06/30/16	Y
				AA+	2.076%	2.016%	4,986,567	-	(25,000)	25,000	188	4,986,755	5,018,860	1,585	5,020,545	17,222	07/29/16	Y
				AA+	1.152%		261,367	-	(1,250)	1,250	(522)	260,835	261,917	(493)	261,424	500	08/25/16	N
				AA+	0.351%		30,269	-	(150)	150	(104)	30,165	30,336	(100)	30,236	60	08/25/16	N
				NR	1.830%	1.830%	-	3,750,000	(12,581)	12,581	-	3,750,000	-	3,756,109	12,581	01/25/17	Y	
				AA+	1.215%		426,165	-	(1,328)	1,328	(35)	426,120	426,694	400	426,894	900	01/30/17	N
				AA+	1.089%		299,695	-	(750)	750	65	299,760	300,249	668	300,917	192	03/08/17	N
				AA+	0.769%		299,940	-	(563)	563	13	299,953	299,429	757	300,186	25	03/27/17	N
				AA+	0.776%		238,972	-	(3,023)	3,023	(2,413)	238,659	238,967	(1,359)	237,608	3,662	06/12/17	N
				AA+	1.000%		500,000	-	(1,250)	1,250	-	500,000	500,162	1,978	502,130	917	07/25/17	N
				AA+	0.768%		249,923	-	(469)	469	11	249,934	248,406	1,465	249,871	120	09/08/17	N



Collin County, Texas
 QUARTERLY INVESTMENT REPORT
 Quarter Ending March 31, 2016

NON-OPERATING
 Investment Details

NON-OPERATING GROUP	Security Name	Rating	Yield to Call (YTC)	Yield to Maturity (YTM)	Beginning Book Value 12/31/15	Increases	Decreases	Interest Earned QTD	Amortization/ Accretion	Ending Book Value 3/31/16	Beginning Market Value 12/31/15	Unrealized Gain / (Loss) Market Adj	Ending Market Value 3/31/16	Interest Accrued	Maturity / Call Date	Callable
CUSIP #381460SQ8	Goldsboro NC	AA-		1.385%	169,862	-	(574)	574	15	169,867	169,497	1,571	171,068	485	07/15/18	N
CUSIP #3886226G2-MATURED	Grapevine Texas G/O	AA		1.870%	160,646	-	(150,917)	917	(546)	160,723	160,723	(150,723)	-	-	02/15/16	N
CUSIP #388640VS0	Colleyville ISD / Z-CPN	AAA		1.400%	297,486	-	-	-	1,008	298,494	298,926	705	299,631	-	08/15/16	N
CUSIP #394591DH1-MATURED	Greene Co / Z-CPN	NR		1.750%	99,725	-	(100,000)	-	275	99,936	99,936	(99,936)	-	-	03/01/16	N
CUSIP #442331QZ0-MATURED	Houston TEX Impmt GO	AA		1.580%	90,349	-	(90,600)	600	(349)	90,537	90,537	(90,537)	-	-	03/01/16	N
CUSIP #44236PDJ4-MATURED	Houston TX Cmnty	AA+		1.500%	130,635	-	(130,794)	794	(535)	130,625	130,625	(130,625)	-	-	02/15/16	N
CUSIP #4450428G2-MATURED	Humble Texas ISD	AAA		1.750%	300,438	-	(301,100)	1,100	(438)	300,966	300,966	(300,966)	-	-	02/15/16	N
CUSIP #448492D39	Hutto Tex ISD	AAA		1.302%	9,869	-	-	-	37	9,906	9,922	31	9,953	-	08/01/16	N
CUSIP #448492D21	Hutto TX ISD	AAA		1.302%	39,664	-	-	-	147	39,811	39,877	46	39,923	-	08/01/16	N
CUSIP #448492UC0	Hutto TX ISD / Z-CPN PRE	AAA		1.302%	79,361	-	-	-	293	79,644	79,778	80	79,858	-	08/01/16	N
CUSIP #47844PBW4	Johnson County KS GO	AAA		1.450%	431,617	-	(2,150)	2,150	(589)	430,948	430,266	(1,634)	432,632	717	09/01/16	N
CUSIP #48542KM30	Kansas St Dev Revs	AAA		1.030%	127,234	-	(781)	781	(447)	126,787	127,826	(512)	127,314	1,563	04/01/17	N
CUSIP #487694FA4	Keller Texas ISD	AA		1.000%	103,003	-	(938)	938	(669)	102,334	103,228	(696)	102,632	479	02/15/17	N
CUSIP #496443EU2-PURCH	Kingsport Tenn	AA		1.100%	-	266,950	(1,188)	1,188	(885)	266,065	-	-	264,110	938	03/01/18	N
CUSIP #499530KR3-MATURED	Knox Cnty Tenn / Z-CPN	AAA		1.680%	124,829	-	(125,000)	-	171	-	124,950	(124,950)	-	-	02/01/16	N
CUSIP #504102XZ2	La Porte Texas ISD	AA		1.170%	267,703	-	(2,500)	2,500	(1,716)	265,987	268,768	(1,893)	266,865	1,278	02/15/17	N
CUSIP #5288107P3-MATURED	Lewisville TX GO	AAA		1.660%	100,274	-	(100,489)	489	(274)	-	100,433	(100,433)	-	-	02/15/16	N
CUSIP #5288283S3	Lewisville TX ISD GO	AAA		1.280%	104,361	-	(750)	750	(416)	103,945	105,408	(353)	105,055	383	08/15/18	N
CUSIP #534366BS7	Lincoln NE Haymark G/O	AAA		0.950%	103,924	-	(750)	750	(502)	103,422	104,271	(310)	103,961	883	12/15/17	N
CUSIP #537428M50	Little Rock AR ISD GO	AA3		1.300%	166,207	-	(825)	825	(279)	166,928	167,091	(453)	166,638	550	02/01/17	N
CUSIP #542264EP7	Lone Star TX Clg Sys GO	AAA		1.000%	306,562	-	(2,250)	2,250	(1,462)	305,100	308,049	(1,728)	306,321	1,150	02/15/17	N
CUSIP #551702AH6	Lynnwood WA Rev	AA		1.100%	200,033	-	(1,950)	1,950	(1,373)	198,660	200,985	(1,566)	199,419	2,600	12/01/16	N
CUSIP #564386BC3-MATURED	Mansfield Texas ISD	AA		1.500%	126,368	-	(125,611)	611	(368)	-	126,646	(125,645)	-	-	02/15/16	N
CUSIP #581646Z25	McKinney Tx Tax Rev	AAA		1.500%	161,603	-	(721)	721	(153)	161,450	161,229	1,284	162,513	368	08/15/18	N
CUSIP #60636PFA3	Missouri St Envir	AAA		1.300%	168,247	-	(2,217)	2,217	(1,623)	166,624	169,047	(2,143)	166,904	2,217	07/01/16	N
CUSIP #61138PCN9	Monroe Wash Wtr/Swr	AA		1.700%	101,282	-	(1,000)	1,000	(549)	100,733	101,936	(847)	101,089	667	08/01/16	N
CUSIP #6136646A4-PURCH	Montgomery Cnty Tenn	AA+		1.300%	-	507,070	(688)	688	(141)	506,929	-	-	505,710	3,438	05/01/20	N
CUSIP #628560RU0-PURCH	Myrtle Beach SC	AA		1.710%	-	278,035	(353)	353	(146)	277,889	-	-	279,609	663	03/01/20	N
CUSIP #639557QC4	Nebo Utah ISD	AAA		1.140%	605,119	-	(4,063)	4,063	(2,559)	602,560	606,640	(3,360)	603,180	4,063	07/01/16	N
CUSIP #717146MK7	San Juan Alamo Tex	AAA	1.151%	1.714%	103,627	-	(1,281)	1,281	(814)	102,713	100,327	(147)	100,180	854	04/07/16	Y
CUSIP #720373GQ6	Pierce Cnty WA ISD	AAA		0.970%	604,602	-	(2,500)	2,500	(1,255)	603,347	606,360	(1,700)	604,660	3,333	12/01/16	N
CUSIP #751091RD3-PURCH	Raleigh N C	AAA		0.756%	-	303,393	(483)	483	(299)	303,094	-	-	303,126	483	02/01/17	N
CUSIP #763227GP4	Richardson TX GO	AAA		1.240%	262,063	-	(1,250)	1,250	(460)	261,603	263,888	(665)	263,023	639	02/15/17	N
CUSIP #763227HA6-MATURED	Richardson TX G/O	AAA		1.050%	376,874	-	(376,375)	1,375	(874)	-	376,163	(376,163)	-	-	02/15/16	N
CUSIP #763227HB4	Richardson TX GO Ser B	AAA		1.240%	201,661	-	(1,000)	1,000	(368)	201,293	202,938	(612)	202,326	511	02/15/17	N
CUSIP #779460JP0	Rowan Cnty NC G/O	AA-		1.000%	197,065	-	(975)	975	(474)	196,591	197,968	(669)	197,299	650	02/01/17	N
CUSIP #791451HY6-MATURED	St Louis MO CO SCH	AA1		1.580%	100,167	-	(100,387)	387	(167)	-	100,266	(100,266)	-	-	02/15/16	N
CUSIP #795676QK4-PURCH	Salt Lake Cnty UT	AAA		1.197%	-	1,009,720	(1,208)	1,208	(238)	1,009,482	-	-	1,009,270	4,417	06/15/19	N
CUSIP #796237RH0-PURCH	San Antonio Tex	AAA		1.600%	-	576,255	(6,940)	6,940	(4,933)	571,322	-	-	578,605	5,017	08/01/19	N
CUSIP #819190RX9	Shakopee Minn ISD	AA2		1.050%	306,169	-	(2,250)	2,250	(1,421)	304,738	307,699	(1,605)	305,994	1,500	02/01/17	N
CUSIP #820123SC2	Sharyland TX ISD	AAA		1.100%	237,270	-	(2,300)	2,300	(1,619)	235,651	238,619	(1,895)	236,624	1,176	02/15/17	N
CUSIP #831168FD6-MATURED	Slaton TX ISD	AAA		1.700%	330,602	-	(331,210)	1,210	(502)	-	330,782	(330,782)	-	-	02/15/16	N
CUSIP #844424N31-MATURED	Southlake TX Wtr & Swr	AAA		1.510%	205,369	-	(205,752)	752	(359)	-	205,613	(205,613)	-	-	02/15/16	N
CUSIP #881847RG4	Texasrkana ISD	AAA		0.900%	102,300	-	(750)	750	(512)	101,788	102,404	(607)	101,797	383	02/15/17	N
CUSIP #882135N36	Texas A & M Univ Revs	AAA		1.500%	202,503	-	(2,500)	2,500	(1,681)	200,822	203,414	(2,344)	201,070	3,778	05/15/16	N
CUSIP #882722J69-PURCH	Texas St	AAA		1.277%	-	1,066,870	(2,573)	2,573	(1,504)	1,065,366	-	-	1,061,480	15,970	10/01/19	N
CUSIP #88283LAU0	TX ST Transn Comm Rev	AAA		1.500%	262,102	-	(3,125)	3,125	(2,102)	260,000	262,838	(2,838)	260,000	6,250	04/01/16	N
CUSIP #89438V4Y9-MATURED	Travis County TX GO-100Shr	AAA		1.850%	100,123	-	(100,438)	438	(123)	-	100,385	(100,385)	-	-	03/01/16	N
CUSIP #89453PDM8-MATURED	Travis County TX GO-155Shr	AAA		1.750%	165,062	-	(155,517)	517	(62)	-	165,412	(155,412)	-	-	03/01/16	N
CUSIP #89453PEN5	Travis County TX GO-130Shr	AAA		1.050%	130,664	-	(488)	488	(142)	130,522	131,223	(230)	130,993	163	03/01/17	N
CUSIP #89453PFJ3	Travis Cnty TX GO	AAA		1.050%	363,773	-	(1,750)	1,750	(808)	362,965	365,299	(1,046)	364,253	583	03/01/17	N
CUSIP #899559NH7	Tulsa OK Cnty ISD	AA		1.030%	605,896	-	(2,500)	2,500	(1,179)	604,716	607,486	(1,535)	605,950	5,000	04/01/17	N
CUSIP #899607GU3	Tulsa Cnty Okla ISD	AA+		1.133%	499,838	-	(1,250)	1,250	162	600,000	600,886	(885)	600,000	2,500	04/01/16	N



Collin County, Texas
 QUARTERLY INVESTMENT REPORT
 Quarter Ending March 31, 2016

**NON-OPERATING
 Investment Details**

NON-OPERATING GROUP	Security Name	Rating	Yield to Call	Yield to Maturity	Beginning Book Value	Increases	Decreases	Interest Earned	Amortization/ Accretion	Ending Book Value	Beginning Market Value	Unrealized Gain / (Loss)	Ending Market Value	Interest Accrued	Maturity / Call Date	Callable
			(YTC)	(YTM)	12/31/15			QTD	3/31/16	12/31/15	Market Adj	3/31/16				
CUSIP #902273TW1	Tyler Texas ISD	AA	1.150%		127,518	-	(938)	938	(561)	126,957	127,784	(595)	127,199	479	02/15/17	N
CUSIP #920219MG4	Valleyview Texas ISD	AAA	1.250%		205,969	-	(2,000)	2,000	(1,330)	204,639	207,462	(1,808)	205,654	1,022	02/15/17	N
CUSIP #930863P82	Wake County NC G.O.	AAA	1.200%		105,668	-	(1,000)	1,000	(680)	104,988	106,490	(526)	105,984	667	02/01/18	N
CUSIP #939745V44-MATURED	Washington State / Z-CPN 1	AA+	1.550%		110,000	-	(110,000)	-	-	-	110,000	(110,000)	-	-	01/01/16	N
CUSIP #93974ATV6	Wash St Motor Veh / Z-CPN	AA+	1.200%		247,335	-	-	-	724	248,059	248,518	502	249,020	-	12/01/16	N
CUSIP #93974AYU2	Washington State / Z-CPN 2	AA+	1.750%		99,305	-	-	-	416	99,721	99,823	81	99,904	-	06/01/16	N
CUSIP #947535AG5-MATURED	Webb Cons ISD / Z-CPN	AAA	1.000%		298,639	-	(300,000)	-	361	-	299,772	(299,772)	-	-	02/15/16	N
CUSIP #956398SR3	West Univ Place TX	AAA	1.200%		287,393	-	(1,425)	1,425	(552)	286,841	288,856	(958)	287,898	950	02/01/17	N
CUSIP #969867YJ1-MATURED	Williamson County TX GO	AAA	1.470%		100,180	-	(100,367)	367	(180)	-	100,321	(100,321)	-	-	02/15/16	N
CUSIP #970667SM4-MATURED	Willis TX ISD	AAA	1.050%		100,323	-	(100,458)	458	(323)	-	100,335	(100,335)	-	-	02/15/16	N
CUSIP #982671E21	Wyandotte County KS	AA	0.950%		505,841	-	(3,750)	3,750	(2,503)	503,338	506,840	(3,000)	503,840	2,500	08/01/16	N
					18,871,179	4,333,768	(4,209,853)	134,853	(73,370)	20,056,677	19,934,134	(4,154,144)	20,107,810	125,787		
					182,797,266	21,515,262	(37,859,008)	452,798	(79,078)	166,827,240	182,640,389	(4,693,199)	167,245,984	346,761		



Collin County, Texas
QUARTERLY INVESTMENT REPORT
 Quarter Ending March 31, 2016

NON-OPERATING
Schedule of Investments by Fund

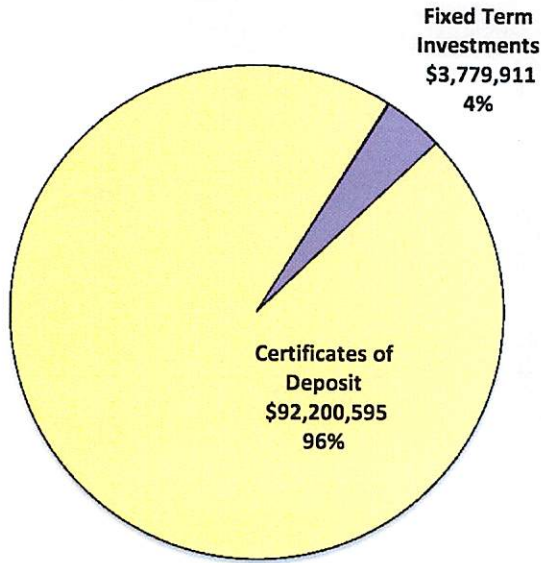
Fund Number	Fund Name	Book Value 03/31/16	YTD Interest Earned	% of Total Invested
<u>General Funds</u>				
001	General	145,389,536	601,558	86.967%
499	Permanent Improvements	2,036,742	8,425	1.218%
		147,426,278	609,983	88.185%
<u>Special Revenue Funds</u>				
010	Road and Bridge	15,444,499	63,900	9.238%
040	Health Care Foundation	2,013,945	8,335	1.205%
		17,458,444	72,235	10.443%
<u>Grant Funds</u>				
184	RTR-Outer Loop PH3 75-121	2,292,739	9,483	1.371%
		2,292,739	9,483	1.371%
<u>Debt Service Funds</u>				
399	Debt Service Fund	-	-	0.000%
		-	-	0.000%
	Rounding Difference		7	
	SubTotal Non-Operating Investments (Excluding Fiduciary Funds)	167,177,461	691,708	100.00%
<u>Market Adjustment *</u>				
	Federal Agency Bonds	237,523		
	Municipal Bonds	112,715		
		350,238		
	Total Book Value as of 03/31/16	167,527,699		
<u>Fiduciary (Agency) Funds</u>				
731	County Clerk - Trust	5,090,257		
736	District Clerk - Trust	2,018,065		
750	Tax Assessor/Collector	6,292,087		
		13,400,409		
	Total Consolidate Book Value	180,577,870		

* Note: Market Adjustments are recorded annually at fiscal year end, therefore, the amounts shown above are relative to FYE 09/30/15, which differ from 2nd Qtr amounts as of 03/31/16 provided in NON-OPERATING Details Schedule (Pages 10-13).

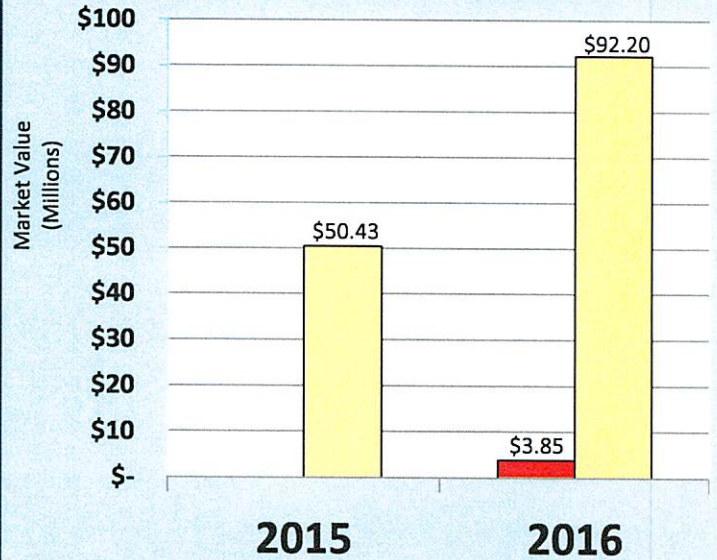


CAPITAL PROJECTS GROUP

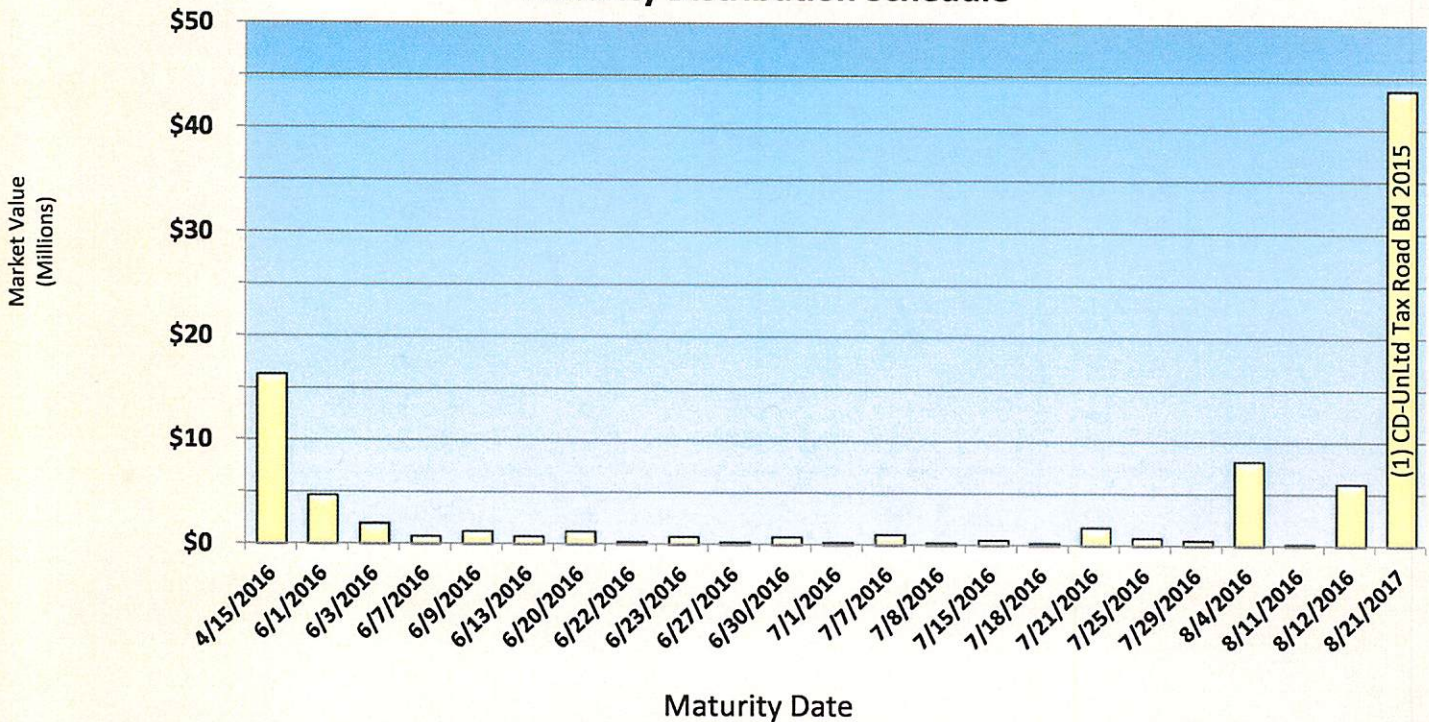
Capital Projects Investments by Type at Quarter End



Capital Projects Investments Prior Year Comparison Quarter Ending: December 31



Capital Projects Certificates of Deposit Maturity Distribution Schedule





Collin County, Texas
QUARTERLY INVESTMENT REPORT
 Quarter Ending March 31, 2016

CAPITAL PROJECTS
Investment Details

<u>CAPITAL PROJECTS GROUP</u>	<u>Yield to Maturity (YTM)</u>	<u>Beginning Book Value 12/31/15</u>	<u>Increases</u>	<u>Decreases</u>	<u>Interest Earned QTD</u>	<u>Ending Book Value 3/31/16</u>	<u>Beginning Market Value 12/31/15</u>	<u>Ending Market Value 3/31/16</u>	<u>Interest Accrued</u>	<u>Maturity Date</u>
PFIA Investment Pools										
TexasTERM DL	0.3833%	72,248	-	-	882	73,130	72,248	73,130	-	N/A
TexasTERM FX	0.3900%	3,779,911	-	(3,661)	3,661	3,779,911	3,779,911	3,779,911	7,362	04/05/16
		3,852,159	-	(3,661)	4,543	3,853,041	3,852,159	3,853,041	7,362	
Cash Equivalent Investments										
Legacy Texas Bank MMA	0.4486%	-	2,500	-	2	2,502	-	2,502	-	N/A
		-	2,500	-	2	2,502	-	2,502	-	
Certificates of Deposit										
Legacy Texas Bank										
CD #201002712	0.3500%	1,017,486	-	-	886	1,018,372	1,017,486	1,018,372	-	08/04/16
CD #201002718	0.3500%	3,563,381	-	-	3,102	3,566,483	3,563,381	3,566,483	-	08/04/16
CD #201002722	0.3500%	3,561,199	-	-	3,100	3,564,299	3,561,199	3,564,299	-	08/04/16
CD #60050000377	0.5200%	6,012,062	-	-	7,777	6,019,839	6,012,062	6,019,839	-	08/12/16
CD #60050000385	0.9000%	43,629,724	-	-	97,706	43,727,430	43,629,724	43,727,430	-	08/21/17
CD #200574706R1	0.4500%	16,285,943	-	-	18,229	16,304,172	16,285,943	16,304,172	-	04/15/16
		74,069,795	-	-	130,800	74,200,595	74,069,795	74,200,595	-	
TexasTERM										
CD #1247010602151	0.4900%	4,694,000	-	(6,011)	6,011	4,694,000	4,694,000	4,694,000	25,904	06/01/16 *
CD #1247010604151	0.4200%	1,984,000	-	(2,843)	2,843	1,984,000	1,984,000	1,984,000	9,435	06/03/16
CD #1247010608151	0.4800%	496,000	-	(783)	783	496,000	496,000	496,000	2,565	06/07/16
CD #1247010608152	0.5000%	248,000	-	(392)	392	248,000	248,000	248,000	1,282	06/07/16
CD #1247010610151	0.6000%	743,000	-	(1,252)	1,252	743,000	743,000	743,000	4,072	06/09/16
CD #1247010610152	0.4200%	496,000	-	(836)	836	496,000	496,000	496,000	2,719	06/09/16
CD #1247010612151	0.4500%	744,000	-	(1,119)	1,119	744,000	744,000	744,000	3,616	06/13/16
CD #1247010619151	0.4300%	1,240,000	-	(1,799)	1,799	1,240,000	1,240,000	1,240,000	5,675	06/20/16
CD #1247010623151	0.4500%	248,000	-	(371)	371	248,000	248,000	248,000	1,154	06/22/16
CD #1247010624151	0.5100%	744,000	-	(946)	946	744,000	744,000	744,000	2,932	06/23/16
CD #1247010626151	0.5000%	248,000	-	(309)	309	248,000	248,000	248,000	951	06/27/16
CD #1247010701151	0.4200%	744,000	-	(779)	779	744,000	744,000	744,000	2,354	06/30/16
CD #1247010702151	0.5500%	248,000	-	(340)	340	248,000	248,000	248,000	1,024	07/01/16
CD #1247010708151	0.4400%	992,000	-	(1,088)	1,088	992,000	992,000	992,000	3,205	07/07/16
CD #1247010709151	0.4500%	248,000	-	(278)	278	248,000	248,000	248,000	816	07/08/16
CD #1247010716151	0.4800%	496,000	-	(594)	594	496,000	496,000	496,000	1,696	07/15/16
CD #1247010717151	0.5100%	248,000	-	(315)	315	248,000	248,000	248,000	897	07/18/16
CD #1247010721151	0.5000%	1,488,000	-	(1,855)	1,855	1,488,000	1,488,000	1,488,000	5,198	07/21/16
CD #1247010722151	0.5000%	248,000	-	(309)	309	248,000	248,000	248,000	863	07/21/16
CD #1247010724151	0.4500%	744,000	-	(835)	835	744,000	744,000	744,000	2,312	07/25/16
CD #1247010730151	0.5000%	496,000	-	(618)	618	496,000	496,000	496,000	1,671	07/29/16
CD #1247010812151	0.4500%	163,000	-	(183)	183	163,000	163,000	163,000	468	08/11/16
		18,000,000	-	(23,855)	23,855	18,000,000	18,000,000	18,000,000	80,809	
		95,921,954	2,500	(27,516)	159,200	96,056,138	95,921,954	96,056,138	88,171	

* Sold \$2,000,000 from Capital Projects Pool to Non-Operating Pool 08/12/15



Collin County, Texas
QUARTERLY INVESTMENT REPORT
 Quarter Ending March 31, 2016

CAPITAL PROJECTS
Schedule of Investments by Fund

Fund Number	Fund Name	Book Value 03/31/16	YTD Interest Earned	% of Total Invested
<u>Capital Project Funds</u>				
430	Unltd Tax Rd Bds 2007	1,018,371	3,387	1.060%
432	Unltd Rd Bds 2008 07PRoj	3,779,910	12,574	3.935%
435	Unltd Tax Rd Bds 2011	3,566,483	11,865	3.713%
436	Unltd Tax Road Bd 2012	16,304,172	54,239	16.974%
437	Unltd Tax Road Bond 2013	2,502	10	0.003%
439	UnLtd Tax Road Bd 2014	24,092,968	80,147	25.082%
440	UnLtd Tax Road Bd 2015	43,727,430	145,465	45.523%
443	Tax Notes 2006	3,564,299	11,858	3.711%
	Total Capital Projects Investments	96,056,135	319,545	100.00%
	Rounding Difference	3	(4)	
Total Book Value as of 03/31/16		96,056,138	319,541	