



COLLIN COUNTY

Auditor's Office
2300 Bloomdale Rd.
Suite 3100
McKinney, Texas 75071
www.collincountytx.gov

To: Commissioners Court
From: Jeff May – County Auditor
Date: October 24, 2016
Re: Investment Report – 3rd Quarter (FY 2016)

On June 30, 2016, total invested operating, non-operating, and capital project funds of Collin County had a market value of \$515,844,110. As required by Collin County's Investment Policy and in accordance with Government Code 2256, all investments were made with the following objectives in order of priority. First, the safety of the principal and maintenance of adequate liquidity were given the highest consideration. Second, diversification was accomplished by investing county funds into five separate PFIA investment pools (LOGIC, Texas Class, Texas TERM, TexPool and TexSTAR), as well as by purchasing Certificates of Deposit, Federal Agency, US Treasury, and Municipal Bonds.

The weighted average maturity (WAM) for investments was 0.589 years, and yield to maturity (YTM) was 0.659%, which compares to 0.605 WAM and 0.427% YTM for prior year 1st quarter.

During the FY16 2nd quarter, our overnight pools and cash equivalent investments experienced an increase from the prior quarter by \$857,050, due primarily to the redemption of investments matured. Decreases in value were reflected in Certificates of Deposit by \$21,828,382, and Bonds by \$4,380,048.

Bond investment activity during the quarter consisted of three bonds called, ten bonds matured, and eight bonds purchased. The total interest earned for all investments during this quarter totaled \$945,148.

Attached is our Collin County Quarterly Investment Report which consists of a Statement of Investment Position, a Summary Statement by Group, Investment Details, and Schedules of Investments by Fund.



Collin County, Texas
 QUARTERLY INVESTMENT REPORT
 Quarter Ending June 30, 2016

STATEMENT OF INVESTMENT POSITION

The investments held in Collin County portfolio are managed in full compliance with the Public Funds Investment Act (Government Code 2256.023), and with the Investment Policy and strategy of Collin County Government.

	OPERATING GROUP			NON-OPERATING GROUP			CAPITAL PROJECTS GROUP			TOTAL PORTFOLIO		
	Prior Year Market Value	Beginning Market Value	Ending Market Value	Prior Year Market Value	Beginning Market Value	Ending Market Value	Prior Year Market Value	Beginning Market Value	Ending Market Value	Prior Year Market Value	Beginning Market Value	Ending Market Value
	06/30/15	03/31/16	06/30/16	06/30/15	03/31/16	06/30/16	06/30/15	03/31/16	06/30/16	06/30/15	03/31/16	06/30/16
Cash in Bank	-	9,477,481	11,772,101	-	-	-	-	3,853,041	14,799,717	-	9,477,481	11,772,101
PFIA Investment Pools	240,153,362	140,026,629	175,156,787	-	62,089,031	36,828,887	-	2,502	2,505	240,153,362	143,879,670	189,956,504
Cash Equivalent Investments	24,770,602	80,053,447	60,093,804	-	34,798,947	59,256,632	-	2,505	2,505	24,770,602	142,144,980	96,925,196
Certificates of Deposit	-	46,041,191	28,575,494	31,670,565	34,798,947	59,256,632	64,391,047	92,200,595	63,380,225	96,061,612	173,040,733	151,212,351
Federal/Agency Bonds	-	-	-	46,988,337	50,250,196	45,935,710	-	-	-	46,988,337	50,250,196	45,935,710
Municipal Bonds	-	-	-	20,397,560	20,107,810	20,042,248	-	-	-	20,397,560	20,107,810	20,042,248
TOTALS	264,923,964	275,598,748	275,598,186	99,056,462	167,245,984	162,063,477	64,391,047	96,056,138	78,182,447	428,371,473	538,900,870	515,844,110

<u>CALL DATE</u>	<u>MATURITY DATE</u>	<u>BENCHMARK: US TREASURY BILLS*</u>
Weighted Yield to Call (YTC): 0.662%	Weighted Yield to Maturity (YTM): 0.659%	1 Month: 0.220%
Weighted Average Maturity (WAM): 0.449 Years	Weighted Average Maturity (WAM): 0.589 Years	3 Month: 0.270%
		6 Month: 0.400%
		1 Year: 0.550%
		2 Year: 0.730%
		3 Year: 0.860%

* Source for Benchmark Rates: [Federal Reserve Government Website](#)

In accordance with Government Code 2256.005 Sections f-i, The Investment Officers of Collin County are required to:
 (1) Disclose a personal business relationship with a business organization offering to sell investments to the organization; and,
 (2) Disclose whether he/she is related within the second degree by affinity of consanguinity to an individual seeking to sell an investment to the entity;

In addition, A report shall be presented to the governing body on changes to the Public Funds Investment Act within six months after the end of each regular legislative session (Government Code 2256.007).

Authorized By Investment Officers:


 Jeffrey May, County Auditor

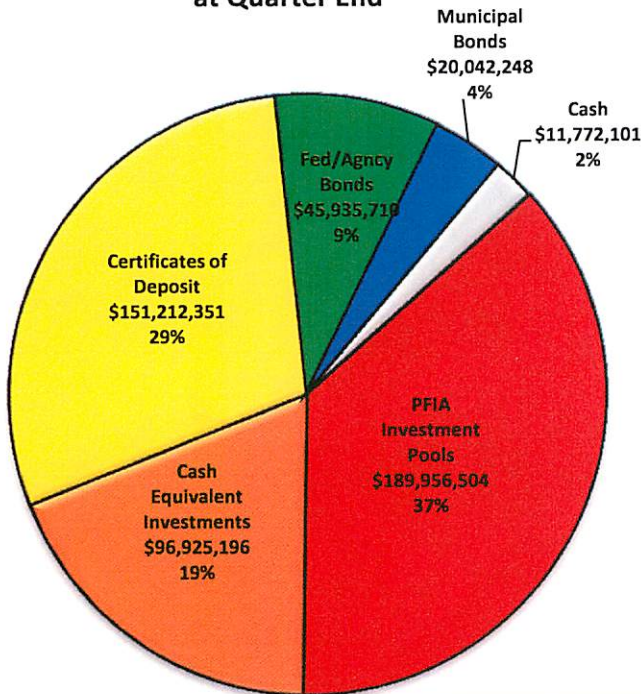

 Monika Arris, Budget Director



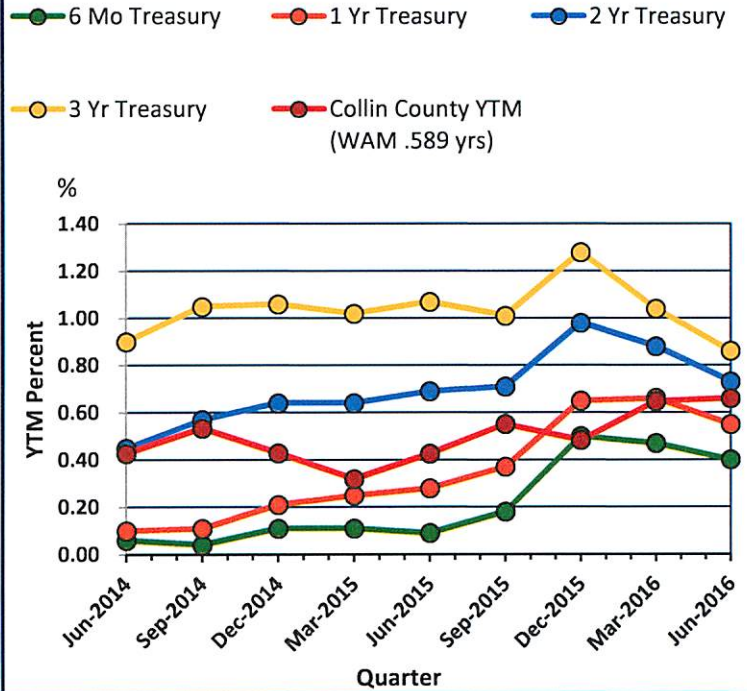
Collin County, Texas
 QUARTERLY INVESTMENT REPORT
 Quarter Ending June 30, 2016

TOTAL PORTFOLIO

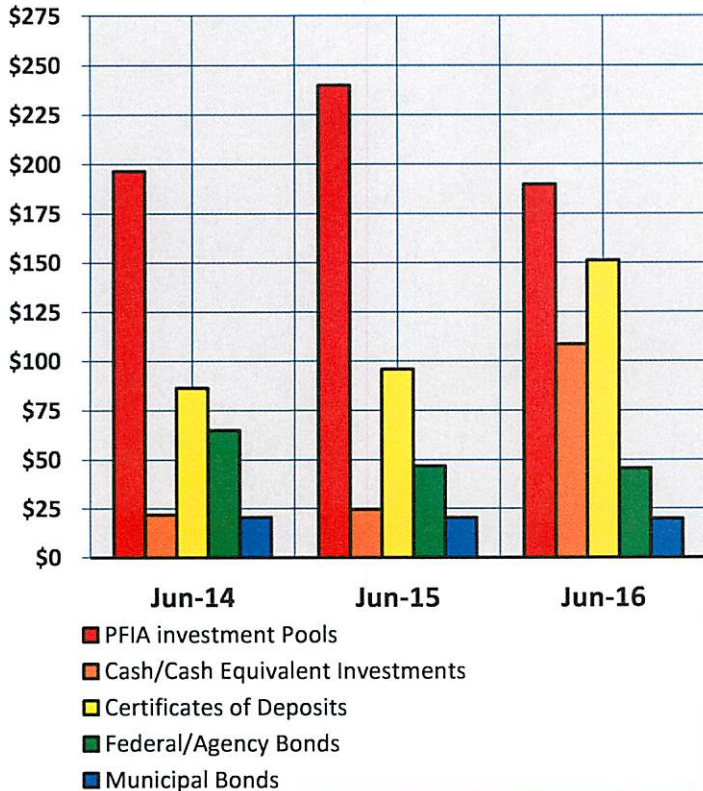
Portfolio Composition by Type at Quarter End



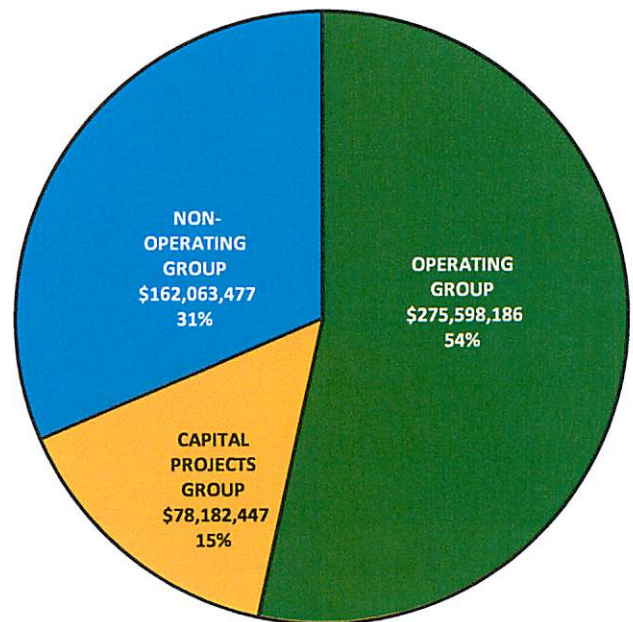
Benchmark Two Year Comparison



Portfolio Position Type Three Year Comparison



Portfolio Composition by Investment Pool Group at Quarter End





Collin County, Texas
QUARTERLY INVESTMENT REPORT
 Quarter Ending June 30, 2016

TOTAL PORTFOLIO
Summary Statement by Group

POOLED FUND GROUP	Calculations based on MATURITY date			Benchmark *	Calculations based on CALL date	
	Weighted Yield to Maturity (YTM)	Weighted Average Maturity (WAM)	Weighted Yield to Call (YTC)		Weighted Average Maturity (WAM)	
		(Years)			(Years)	
Operating Group	0.536%	0.014		0.220%	0.536%	0.014
PFIA Investment Pools	0.559%	0.002		1 Mo T-Bill	0.559%	0.002
Cash Equivalent Investments	0.408%	0.003			0.408%	0.003
Certificates of Deposit	0.663%	0.113			0.663%	0.113
Non-Operating Group	0.839%	1.491		0.550%	0.850%	1.055
Cash Equivalent Investments	0.001%	0.000		1 Yr Treasury	0.001%	0.000
Certificates of Deposit	0.664%	0.769			0.664%	0.769
Federal/Agency Bonds	1.576%	3.669			1.600%	2.130
Municipal Bonds	1.205%	1.378			1.205%	1.378
Capital Projects Group	0.695%	0.662		0.400%	0.695%	0.662
PFIA Investment Pools	0.430%	0.000		6 Mo T-Bill	0.430%	0.000
Cash Equivalent Investments	0.497%	0.000			0.497%	0.000
Certificates of Deposit	0.758%	0.816			0.758%	0.816

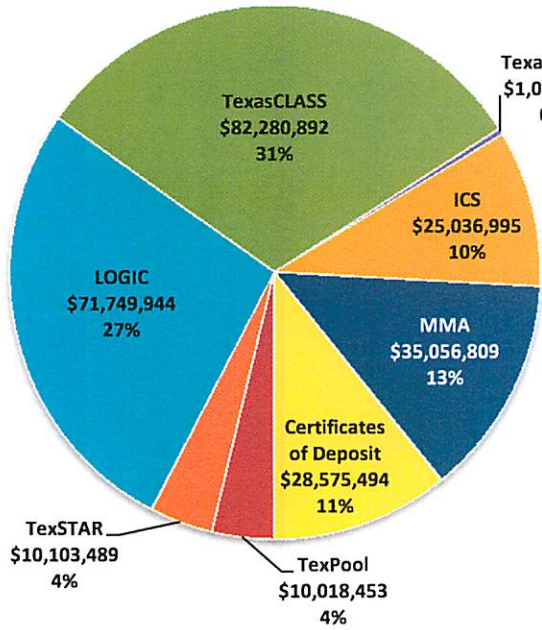
POOLED FUND GROUP	Beginning Book Value 03/31/16	Increases	Decreases	Interest Earned	Amortization / Accretion	Ending Book Value 06/30/16	Beginning Market Value 03/31/16	Unrealized Gain / (Loss) Market Adj	Ending Market Value 06/30/16	Interest Accrued
Operating Group										
PFIA Investment Pools	140,026,629	60,150,110	(25,240,000)	220,048	-	175,156,787	140,026,629	-	175,156,787	-
Cash Equivalent Investments	80,053,447	12,514,323	(32,547,446)	73,480	-	60,093,804	80,053,447	-	60,093,804	-
Certificates of Deposit	46,041,191	-	(17,520,953)	55,256	-	28,575,494	46,041,191	-	28,575,494	73
Sub-Total	266,121,267	72,664,433	(75,308,399)	348,784	-	263,826,085	266,121,267	-	263,826,085	73
Non-Operating Group										
Cash Equivalent Investments	62,089,031	52,123,557	(77,416,888)	33,187	-	36,828,887	62,089,031	-	36,828,887	4,749
Certificates of Deposit	34,798,947	36,000,000	(11,623,925)	81,610	-	59,256,632	34,798,947	-	59,256,632	-
Federal/Agency Bonds	49,882,685	6,250,000	(10,927,473)	209,045	(3,513)	45,410,745	50,250,196	(4,314,486)	45,935,710	148,353
Municipal Bonds	20,056,577	1,844,660	(2,005,693)	128,134	(68,784)	19,954,894	20,107,810	126,104	20,042,248	175,871
Sub-Total	166,827,240	96,218,217	(101,973,979)	451,976	(72,297)	161,451,158	167,245,984	(4,188,382)	162,063,477	328,973
Capital Projects Group										
PFIA Investment Pools	3,853,041	34,818,024	(23,877,914)	6,566	-	14,799,717	3,853,041	-	14,799,717	-
Cash Equivalent Investments	2,502	16,307,177	(16,307,177)	3	-	2,505	2,502	-	2,505	-
Certificates of Deposit	92,200,595	-	(28,958,189)	137,819	-	63,380,225	92,200,595	-	63,380,225	31,443
Sub-Total	96,056,138	51,125,201	(69,143,280)	144,388	-	78,182,447	96,056,138	-	78,182,447	31,443
Grand Totals:	529,004,645	220,007,851	(246,425,658)	945,148	(72,297)	503,459,690	529,423,389	(4,188,382)	504,072,009	360,489



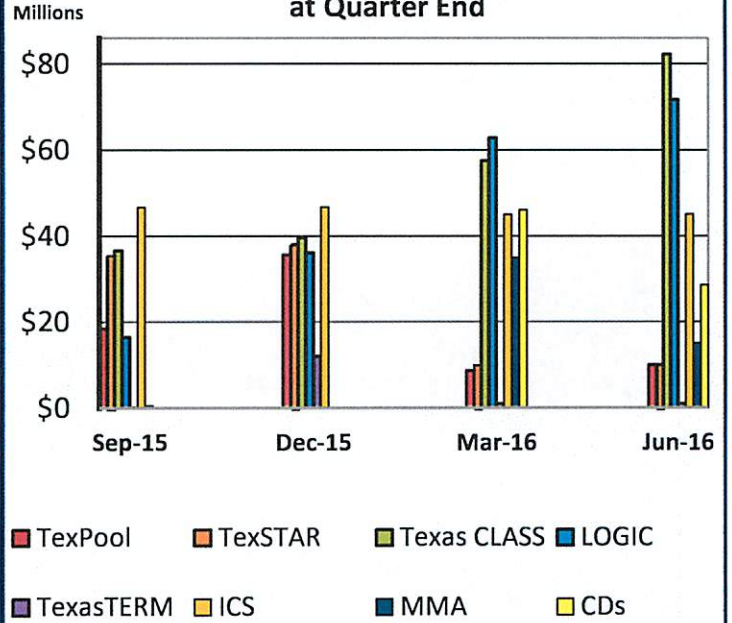
Collin County, Texas
QUARTERLY INVESTMENT REPORT
 Quarter Ending June 30, 2016

OPERATING GROUP

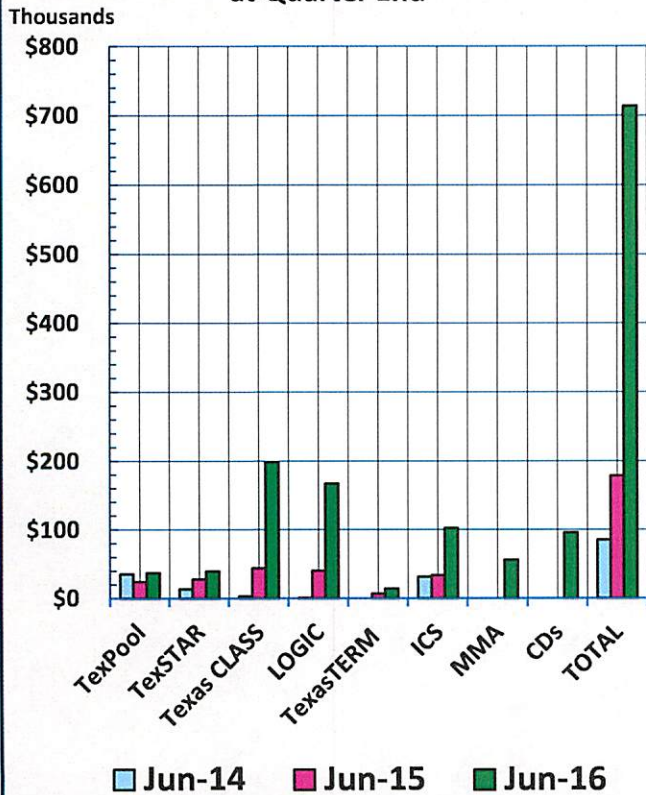
Operating Investments by Type at Quarter End



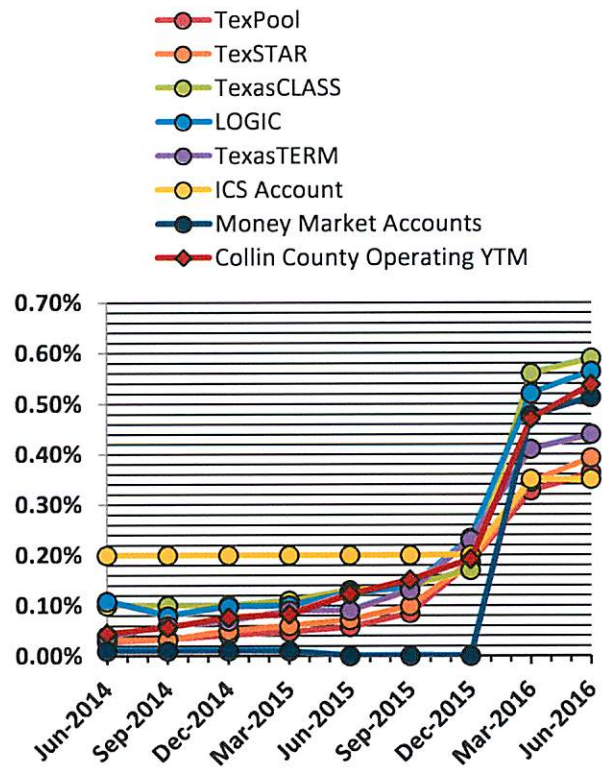
Operating Investments Market Values Comparison at Quarter End



Operating Investments YTD Interest Earnings Comparison at Quarter End



Operating Investments Yields Comparison at Quarter End





Collin County, Texas
QUARTERLY INVESTMENT REPORT
 Quarter Ending June 30, 2016

OPERATING
Investment Details

<u>OPERATING GROUP</u>	Yield to Maturity (YTM)	Beginning Book Value 3/31/16	Increases	Decreases	Interest Earned QTD	Ending Book Value 6/30/16	Beginning Market Value 3/31/16	Ending Market Value 6/30/16	Interest Accrued	Maturity Date
PFIA Investment Pools										
TexPool	0.3471%	8,694,016	1,400,000	(84,000)	8,437	10,018,453	8,694,016	10,018,453	-	N/A
TexSTAR	0.3762%	10,008,286	8,900,000	(8,813,000)	8,203	10,103,489	10,008,286	10,103,489	-	N/A
LOGIC	0.5525%	62,788,993	14,660,000	(5,790,000)	90,951	71,749,944	62,788,993	71,749,944	-	N/A
Texas CLASS	0.6133%	57,532,403	35,190,110	(10,553,000)	111,379	82,280,892	57,532,403	82,280,892	-	N/A
TexasTERM DL	0.4300%	1,002,931			1,078	1,004,009	1,002,931	1,004,009	-	N/A
		140,026,629	60,150,110	(25,240,000)	220,048	175,156,787	140,026,629	175,156,787	-	
Cash Equivalent Investments										
ICS Account-Legacy Texas Bank	0.3000%	10,005,839			7,485	10,013,324	10,005,839	10,013,324	-	N/A
ICS Account-Independent Bank	0.4000%	35,021,868			34,941	35,056,809	35,021,868	35,056,809	-	N/A
Legacy Texas Bank MMA	0.4971%	35,025,740	12,514,323	(32,547,446)	31,054	15,023,671	35,025,740	15,023,671	-	N/A
		80,053,447	12,514,323	(32,547,446)	73,480	60,093,804	80,053,447	60,093,804	-	
Certificates of Deposit										
CD #60050000702-MATURED	0.4200%	7,504,734		(7,505,278)	544	-	7,504,734	-	-	04/05/16
CD #60050000703-MATURED	0.5300%	5,003,983		(5,006,630)	2,647	-	5,003,983	-	-	05/05/16
CD #60050000704-MATURED	0.5400%	5,004,058		(5,009,045)	4,987	-	5,004,058	-	-	06/05/16
CD #60050000705	0.5900%	5,004,434			7,345	5,011,779	5,004,434	5,011,779	-	07/05/16
CD #60050000706	0.6700%	13,013,092			21,690	13,034,782	13,013,092	13,034,782	-	08/05/16
CD #60050000707	0.6900%	10,510,890			18,043	10,528,933	10,510,890	10,528,933	73	09/05/16
		46,041,191	-	(17,520,953)	55,256	28,575,494	46,041,191	28,575,494	73	
		266,121,267	72,664,433	(75,308,399)	348,784	263,826,085	266,121,267	263,826,085	73	



Collin County, Texas
QUARTERLY INVESTMENT REPORT
 Quarter Ending June 30, 2016

OPERATING
Schedule of Investments by Fund

Fund Number	Fund Name	Book Value 06/30/16	YTD Interest Earned	% of Total Invested
<u>General Funds</u>				
001	General	67,569,245	182,966	25.611%
002	Housing Finance Corp	250,356	679	0.095%
003	Records Archive Fund	6,005,259	16,260 *	2.276%
005	Dis Cts Rec Tech Fund	426,470	1,157 *	0.162%
499	Permanent Improvements	8,217,493	22,254	3.115%
		82,468,823	223,316	31.259%
<u>Special Revenue Funds</u>				
010	Road and Bridge	21,636,440	58,588	8.201%
011	Farm and Market	20,327	57	0.008%
012	Lateral Road	883,187	2,393	0.335%
013	Judicial Appellate	193,202	522	0.073%
015	Court Reporters	160,333	436 *	0.061%
021	Law Library	2,895,381	7,837 *	1.097%
025	Co Clrk Rec Mgmt & Pres	5,206,498	14,095 *	1.973%
026	Dist Clrk Rec Mgmt & Pres	333,399	900 *	0.126%
028	Justice Court Tech Fund	691,677	1,872 *	0.262%
029	Courthouse Security	426,977	1,157 *	0.162%
031	Economic Development 2001	(555)	- ***	0.000%
033	Contract Elections	2,945,303	7,973	1.116%
036	Sheriff Forfeiture	414,374	1,122	0.157%
037	DA State Forfeiture	469,228	1,272	0.178%
038	DA Service Fee	258,790	700 *	0.098%
039	Meyers Park Foundation	15,179	43	0.006%
040	Health Care Foundation	3,254,570	8,816	1.234%
044	County Rec Mgmt & Pres	1,036,651	2,808 *	0.393%
046	Juvenile Case Manager Fnd	261,262	707 *	0.099%
047	Court Initiated Guardnshp	253,270	686 *	0.096%
049	DA Pretrial Intervntn Prg	651,135	1,765 *	0.247%
050	Specialty Court	181,202	493 *	0.069%
051	SCAAP	608,255	1,650	0.231%
052	Cty Crts Technology Fund	225,884	614 *	0.086%
053	Dis Cts Technology Fund	171,054	464 *	0.065%
054	Probate Contributions Fnd	480,967	1,300	0.182%
055	CCLC Court Rec Presrvtn	325,066	879 *	0.123%
056	Dis Clrk Crt Rec Presrvtn	378,466	1,022 *	0.143%
057	DA Apportionment	98,510	264	0.037%
058	Justice Crt Bldg Security	212,442	579 *	0.081%
		44,688,474	121,014	16.939%
<u>Grant Funds</u>				
184	RTR-Outer Loop PH3 75-121	846,133	2,293	0.321%
198	LEOSE Education	121,832	329	0.046%
		967,965	2,622	0.367%
<u>Debt Service Fund</u>				
399	Debt Service Fund	26,182,933	70,897	9.924%
		26,182,933	70,897	9.924%



Collin County, Texas
QUARTERLY INVESTMENT REPORT
 Quarter Ending June 30, 2016

OPERATING
Schedule of Investments by Fund

Fund Number	Fund Name	Book Value 06/30/16	YTD Interest Earned	% of Total Invested
<u>Capital Project Funds</u>				
<u>Permanent Improvement Bonds</u>				
403	Ltd Tax Perm Imp 2000	12,806	36	0.005%
404	Lmtd Tax P/I Series '01	224,775	607	0.085%
405	Ltd Tax Perm Imp 2002	1,202,660	3,258	0.456%
406	Ltd Tax Perm Imp 2004	26,344	71	0.010%
407	Lmtd Tax Perm Imp 2005	97,894	264	0.037%
408	Lmtd Tax Perm Imp Bds '06	402,877	1,093	0.153%
411	Ltd Tax Perm Imp 2007	66,856	179	0.025%
412	Ltd TX PI 2008 07Proj	43,495	114	0.016%
413	LTD TAX PI 2008 03PROJ	70,041	193	0.027%
414	Ltd Tax PI Bds 2009	1,168,781	3,165	0.443%
415	Ltd TX PI BAB Bds 2009B	435,792	1,179	0.165%
416	Ltd Tax PI Bds 2011	433,418	1,172	0.164%
417	Ltd Tax Perm Imp 2012	1,376,102	3,729	0.522%
418	Ltd Tax Perm Imp 2013	512,574	1,386	0.194%
419	Ltd Tax P/I 2014	1,456,026	3,944	0.552%
420	Ltd Tax P/I 2015	1,806,453	4,894	0.685%
		9,336,894	25,284	3.539%
<u>Road Bonds</u>				
421	Unlimited Road Bond 99	1,857,086	5,029	0.704%
422	Unlimited Road Bond 99A	100,830	271	0.038%
423	Unlimited Road Bond 00/01	984,677	2,665	0.373%
425	Unlmtd Tax Rd Bonds 2004	1,028,545	2,786	0.390%
426	Unlmtd Tax Road Bond 2005	970,083	2,629	0.368%
427	Unlmtd Tax Road Bds '06	1,039,613	2,815	0.394%
428	Unlimited Road Bond 95/97	171,073	464	0.065%
430	Unltd Tax Rd Bds 2007	3,999,026	10,830	1.516%
431	Unltd Tx Rd Bds 08 03Proj	444,549	1,207	0.169%
432	Unltd Rd Bds 2008 07Proj	7,432,295	20,125	2.817%
433	Unltd Tax Road Bds 2009	964,765	2,615	0.366%
434	UNLTD TX RD BAB 2009B	8,190	21	0.003%
435	Unltd Tax Rd Bds 2011	4,558,135	12,345	1.728%
436	UNLTD TAX ROAD BD 2012	16,459,373	44,572	6.239%
437	Unlmtd Tax Road Bond 2013	18,557,746	50,251	7.034%
439	Unltd Tax Road Bd 2014	413,598	1,122	0.157%
440	Unltd Tax Road Bd 2015	(124,527)	(336) ***	-0.047%
		58,865,057	159,411	22.314%
<u>Tax Notes</u>				
441	Tax Notes Series 2002	1,101,708	2,986	0.418%
442	Tax Notes Series 2004	4,753,050	12,874	1.802%
443	Tax Notes 2006	1,204,126	3,258	0.456%
445	Capital Improvement TN 01	497,473	1,350	0.189%
446	Capital Imp T/N 01A	185,247	500	0.070%
		7,741,604	20,968	2.935%
	Total Capital Project Funds	75,943,555	205,663	28.788%



Collin County, Texas
QUARTERLY INVESTMENT REPORT
 Quarter Ending June 30, 2016

OPERATING
Schedule of Investments by Fund

Fund Number	Fund Name	Book Value 06/30/16	YTD Interest Earned	% of Total Invested
<u>Internal Service Funds</u>				
501	Liability Insurance	2,662,130	7,208	1.009%
502	Workers' Compensation Ins	1,824,840	4,944	0.692%
503	Flexible Benefit	163,469	443 **	0.062%
504	Unemployment Insurance	710,095	1,922	0.269%
505	Insurance Claim	1,047,286	2,836	0.397%
507	Animal Safety Fund	1,101,630	2,986	0.418%
		7,509,450	20,339	2.847%
<u>Other Funds</u>				
599	CC Toll Road Authority	21,794,283	59,017	8.261%
650	Judicial District	3,010,056	8,151	1.141%
701	State Fees Agency	991,770	2,686 *	0.376%
702	Unclaimed Holdings	268,778	729 *	0.102%
		26,064,887	70,583	9.880%
	Total Operating Investments	263,826,087	714,434	100.00%
	Rounding Difference	(2)	(30)	
	Total Book Value as of 06/30/16	263,826,085	714,404	

Notes


- * Interest is recorded in Fund 001 General Fund
- ** Interest is recorded in Fund 505 Insurance Claim
- *** Negative balances shall be adjusted at fiscal year end: 09/30/16



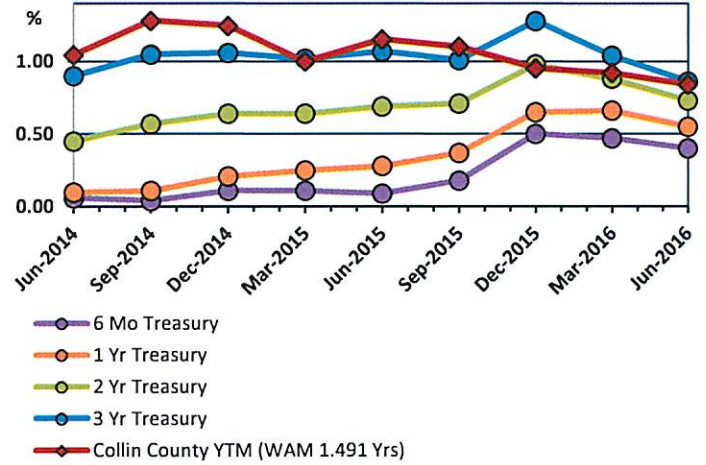
Collin County, Texas
 QUARTERLY INVESTMENT REPORT
 Quarter Ending June 30, 2016

NON-OPERATING GROUP

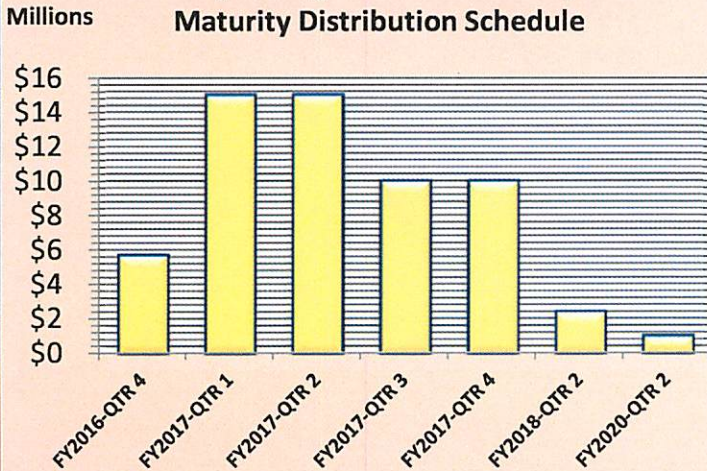
Non-Operating Investments by Type at Quarter End



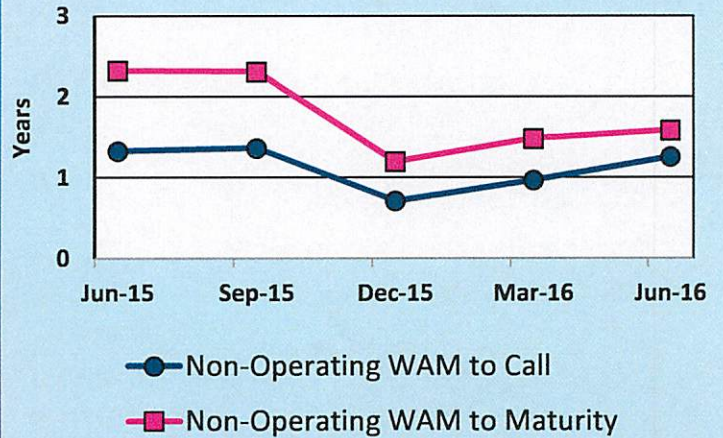
Non-Operating Yields to Maturity Benchmark Comparison



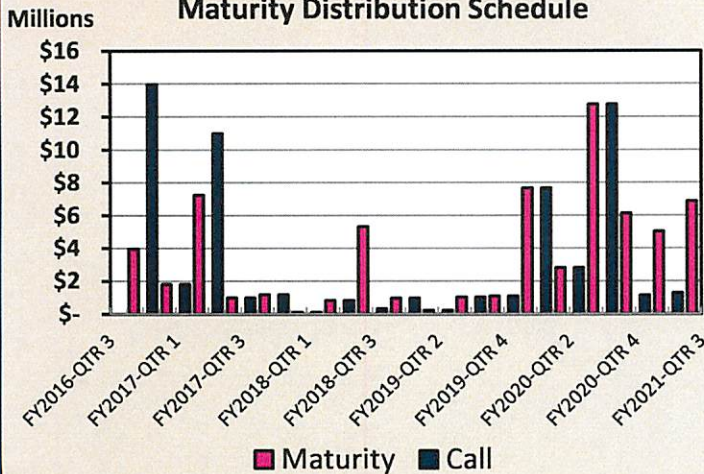
Non-Operating Certificates of Deposit Maturity Distribution Schedule



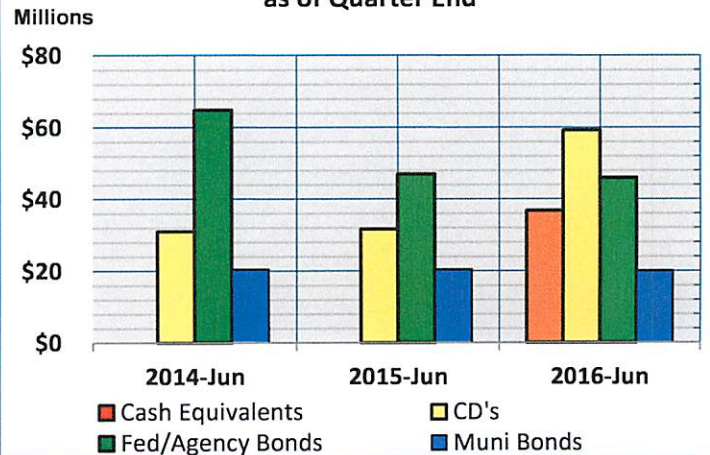
Non-Operating Weighed Average Maturity



Non-Operating Investment Bonds Maturity Distribution Schedule



Non-Operating Investments Three Year Comparison as of Quarter End





Collin County, Texas
 QUARTERLY INVESTMENT REPORT
 Quarter Ending June 30, 2016

**NON-OPERATING
 Investment Details**

NON-OPERATING GROUP	Security Name	Rating	Yield to Call (YTC)	Yield to Maturity (YTM)	Beginning Book Value 3/31/16	Increases	Decreases	Interest Earned QTD	Amortization/ Accretion	Ending Book Value 6/30/16	Beginning Market Value 3/31/16	Unrealized Gain / (Loss) Market Adj	Ending Market Value 6/30/16	Interest Accrued	Maturity / Call Date	Callable	
Cash Equivalent Investments																	
American National Bank	Custody Cash Holdings			0.001%	1,294,511	40,945,781	(6,246,382)	2,990	-	35,996,900	1,294,511	-	35,996,900	4,597		N	
	SeaCap Cash Holdings			0.001%	727,366	1,555,982	(1,458,015)	477	-	825,810	727,366	-	825,810	152		N	
	Legacy Texas Bank MMA			0.497%	60,067,154	9,621,794	(69,712,491)	29,720	-	6,177	60,067,154	-	6,177	-		N	
					62,089,031	52,123,557	(77,416,888)	33,187	-	36,828,887	62,089,031	-	36,828,887	4,749			
Certificates of Deposit																	
Legacy Texas Bank	CD #200573215-MATURED			0.450%	2,137,966		(2,138,176)	210	-	-	2,137,966	-	-	-	04/08/16	N	
	CD #200573218-MATURED			0.450%	2,137,966		(2,138,176)	210	-	-	2,137,966	-	-	-	04/08/16	N	
	CD #200573221-MATURED			0.450%	2,137,966		(2,138,176)	210	-	-	2,137,966	-	-	-	04/08/16	N	
	CD #200573224-MATURED			0.450%	2,137,966		(2,138,176)	210	-	-	2,137,966	-	-	-	04/08/16	N	
	CD #200573228-MATURED			0.450%	1,068,984		(1,069,089)	105	-	-	1,068,984	-	-	-	04/08/16	N	
	CD #201007024			0.300%	376,358			280	-	376,638	376,358	-	376,638	-	07/16/16	N	
	CD #201002708			0.350%	2,292,740			1,995	-	2,294,735	2,292,740	-	2,294,735	-	08/04/16	N	
	CD #201002728			0.350%	2,036,742			1,773	-	2,038,515	2,036,742	-	2,038,515	-	08/04/16	N	
	CD #60050000377			0.520%	1,003,306			1,298	-	1,004,604	1,003,306	-	1,004,604	-	08/12/16	N	
	CD #60050000911-PURCH			0.750%	-	5,000,000		6,372	-	5,006,372	-	-	5,006,372	-	10/31/16	N	
	CD #60050000912-PURCH			0.750%	-	5,000,000		6,372	-	5,006,372	-	-	5,006,372	-	11/30/16	N	
	CD #60050000913-PURCH			0.790%	-	5,000,000		6,712	-	5,006,712	-	-	5,006,712	-	12/31/16	N	
	CD #201007026			0.350%	1,004,225			874	-	1,005,099	1,004,225	-	1,005,099	-	01/16/17	N	
	CD #60050000914-PURCH			0.860%	-	4,000,000		5,845	-	4,005,845	-	-	4,005,845	-	01/31/17	N	
	CD #60050000915-PURCH			0.470%	-	5,000,000		3,993	-	5,003,993	-	-	5,003,993	-	02/28/17	N	
	CD #60050000103			0.350%	1,003,523			873	-	1,004,396	1,003,523	-	1,004,396	-	03/30/17	N	
	CD #60050000916-PURCH			0.520%	-	4,000,000		3,534	-	4,003,534	-	-	4,003,534	-	03/31/17	N	
	CD #60050000184			0.350%	1,003,235			872	-	1,004,107	1,003,235	-	1,004,107	-	04/29/17	N	
	CD #60050000917-PURCH			0.670%	-	4,000,000		4,554	-	4,004,554	-	-	4,004,554	-	04/30/17	N	
	CD #60050000244			0.350%	1,002,946			872	-	1,003,818	1,002,946	-	1,003,818	-	05/29/17	N	
	CD #60050000918-PURCH			0.670%	-	4,000,000		4,554	-	4,004,554	-	-	4,004,554	-	05/31/17	N	
	CD #200559207R1			0.700%	1,964,470			3,421	-	1,967,891	1,964,470	-	1,967,891	-	08/07/17	N	
	CD #201005479R1			0.780%	8,035,279			15,593	-	8,050,872	8,035,279	-	8,050,872	-	09/28/17	N	
	CD #200532700R1			1.050%	2,429,949			6,577	-	2,436,526	2,429,949	-	2,436,526	-	03/28/18	N	
	CD #201002724R1			0.850%	1,025,326			2,169	-	1,027,495	1,025,326	-	1,027,495	-	02/02/20	N	
					32,798,947	36,000,000	(9,621,793)	79,478	-	59,256,632	32,798,947	-	59,256,632	-			
TexasTERM	CD #1247010602151			0.490%	2,000,000		(2,002,132)	2,132	-	-	2,000,000	-	-	-	06/01/16	N	
					2,000,000	-	(2,002,132)	2,132	-	-	2,000,000	-	-	-			
Federal/Agency Bonds																	
American National Bank	CUSIP #3135G0GY3	Fannie Mae		AA+	1.215%	425,120		(1,328)	1,328	(37)	425,083	426,994	(73)	426,921	2,228	01/30/17	N
	CUSIP #31398ADM1	Fannie Mae		AA+	0.776%	236,559		(3,023)	3,023	(2,415)	234,144	237,608	(2,610)	234,998	638	06/12/17	N
	CUSIP #3135G0D75	Fannie Mae		AA+	1.555%	4,988,869		(18,750)	18,750	658	4,989,527	5,055,215	40,840	5,096,055	1,875	06/22/20	N
	CUSIP #3135G0J87-PURCH	Fannie Mae	2.023%	1.688%	-	2,500,000	(11,146)	6,646	145	2,495,645	-	2,502,370	2,502,370	7,219	10/28/16	Y	
	CUSIP #3132X0EQ0	Farmer Mac		NR	1.550%	1,250,000		(4,844)	4,844	-	1,250,000	1,256,285	14,375	1,270,660	8,396	01/25/21	N
	CUSIP #3132X0ET4-PURCH	Farmer Mac	1.830%	1.830%	3,750,000		(17,156)	17,156	-	3,750,000	3,756,109	3,142	3,759,251	29,738	01/25/17	Y	
	CUSIP #3133ECQ56	Fed Farm Cr Bank		AA+	1.080%	5,000,000		(13,500)	13,500	-	5,000,000	5,000,015	65	5,000,080	5,850	07/05/16	Y
	CUSIP #3133EEMA5	Fed Farm Cr Bank		AA+	1.427%	5,013,239		(18,750)	18,750	(884)	5,012,355	5,054,525	30,030	5,084,555	208	12/30/19	N
	CUSIP #3133EEU65-CALLED	Fed Farm Cr Bank		AA+	1.886%	4,998,536		(5,015,816)	17,215	65	-	5,002,710	(5,002,710)	-	-	06/08/16	Y
	CUSIP #3133EAZQ4	Fed Farm Cr Bank		AA+	1.573%	1,108,958		(4,301)	4,301	61	1,109,019	1,120,745	9,864	1,130,609	7,503	07/24/20	N
	CUSIP #3133EF4D6 #1-PURCH	Fed Farm Cr Bank		AA+	1.633%	-	1,475,000	(4,632)	3,717	29	1,474,114	-	1,477,005	1,477,005	4,713	04/20/17	Y
	CUSIP #3133EF4D6 #2-PURCH	Fed Farm Cr Bank		AA+	1.633%	-	2,275,000	(7,042)	5,631	44	2,273,633	-	2,277,990	2,277,990	7,269	04/20/17	Y
	CUSIP #313380EC7	Fed Home Ln Bank		AA+	0.768%	249,934		(469)	469	12	249,946	249,871	428	250,299	589	09/08/17	N



Collin County, Texas
 QUARTERLY INVESTMENT REPORT
 Quarter Ending June 30, 2016

NON-OPERATING Investment Details

NON-OPERATING GROUP	Security Name	Rating	Yield to Call (YTC)	Yield to Maturity (YTM)	Beginning Book Value 3/31/16	Increases	Decreases	Interest Earned QTD	Amortization/ Accretion	Ending Book Value 6/30/16	Beginning Market Value 3/31/16	Unrealized Gain / (Loss) Market Adj	Ending Market Value 6/30/16	Interest Accrued	Maturity / Call Date	Callable
CUSIP #313381C94	Fed Home Ln Bank	AA+		1.446%	1,489,527		(4,688)	4,688	707	1,490,234	1,502,676	13,736	1,516,412	938	12/13/19	N
CUSIP #313383HU8	Fed Home Ln Bank	AA+		1.841%	4,981,868		(21,875)	21,875	1,080	4,982,948	5,101,255	31,780	5,133,035	4,618	06/12/20	N
CUSIP #3130A5SD2-CALLED	Fed Home Ln Bank	AA+	1.400%	2.112%	5,000,000		(5,017,306)	17,306	-	-	5,007,085	(5,007,085)	-	-	06/30/16	Y
CUSIP #3134G3T5	Fed Home Ln Mtg Corp	AA+		1.508%	1,992,186		(7,000)	7,000	517	1,992,703	2,015,574	15,216	2,030,790	13,378	01/09/20	N
CUSIP #3137EADR7	Fed Home Ln Mtg Corp	AA+		1.586%	1,983,496		(6,875)	6,875	1,009	1,984,505	2,015,696	14,456	2,030,152	4,583	05/01/20	N
CUSIP #3137EACT4-MATURED	Freddie Mac	AA+		1.139%	310,418		(311,206)	1,206	(418)	-	311,054	(311,054)	-	-	05/27/16	N
CUSIP #3137EACW7#1	Freddie Mac	AA+		1.152%	250,835		(1,250)	1,250	(522)	250,313	251,424	(880)	250,564	1,750	08/25/16	N
CUSIP #3137EACW7#2	Freddie Mac	AA+		0.351%	30,165		(150)	150	(103)	30,062	30,236	(145)	30,091	210	08/25/16	N
CUSIP #3137EADC0	Freddie Mac	AA+		1.089%	299,760		(750)	750	63	299,823	300,917	67	300,984	942	03/08/17	N
CUSIP #3134G3K82	Freddie Mac	AA+		0.769%	299,953		(563)	563	10	299,963	300,186	381	300,567	588	03/27/17	N
CUSIP #3134G3ZH6	Freddie Mac	AA+		1.000%	500,000		(1,250)	1,250	-	500,000	502,130	(94)	502,036	2,167	07/25/17	N
CUSIP #3137EABP3	Freddie Mac	AA+		1.650%	322,321		(3,656)	3,656	(2,535)	319,786	326,384	(2,148)	324,236	731	06/13/18	N
CUSIP #3134G7FY2	Freddie Mac	AA+	2.076%	2.016%	4,996,755		(25,000)	25,000	187	4,996,942	5,020,545	(14,495)	5,006,050	42,222	07/29/16	Y
CUSIP #912828KW9-MATURED	US Treasury	AA+		1.417%	404,186		(405,147)	2,147	(1,186)	-	404,957	(404,957)	-	-	05/31/16	N
					49,882,685	6,250,000	(10,927,473)	209,045	(3,513)	45,410,745	50,250,196	(4,314,486)	45,935,710	148,353		

Municipal Bonds

American National Bank


CUSIP #014365AX8	Alderwood WA Wtr Rev	AA+		1.050%	356,693		(3,500)	3,500	(2,510)	354,183	357,487	(2,853)	354,634	1,167	12/01/16	N
CUSIP #041431LL9-PURCH	Arlington Cnty VA	AAA		1.339%	-	500,000	(465)	465	-	500,000	-	502,855	502,855	2,790	08/01/19	N
CUSIP #04184KGW9-MATURED	Arlington TX WTR	AA+		1.550%	150,227		(150,625)	625	(227)	-	150,485	(150,485)	-	-	06/01/16	N
CUSIP #052429Y92	Austin Texas ISD 1	AAA		1.200%	202,454		(2,500)	2,500	(1,840)	200,614	202,866	(2,104)	200,762	4,167	08/01/16	N
CUSIP #052430CY9	Austin Texas ISD 2	AA+		1.180%	101,233		(1,250)	1,250	(925)	100,308	101,433	(1,052)	100,381	2,083	08/01/16	N
CUSIP #073186ES3	Baytown Texas G/O	AA		1.000%	373,002		(1,850)	1,850	(900)	372,102	374,211	(1,081)	373,130	3,083	02/01/17	N
CUSIP #075671KK2	Becker Minn ISD	AA+		0.950%	137,247		(1,013)	1,013	(674)	136,573	137,444	(720)	136,724	1,688	02/01/17	N
CUSIP #085275A62	Bernalillo Cnty N Mex	AA1		0.950%	277,087		(2,319)	2,319	(1,648)	275,439	278,526	(1,397)	277,129	3,865	02/01/18	N
CUSIP #085279QG5	Bernalillo N Mexico Mun	AA1		1.580%	130,175		(650)	650	(131)	130,044	130,517	(399)	130,118	1,083	08/01/16	N
CUSIP #094275GD0	Blooming Grove TX ISD / Z-CPN	Aaa		1.500%	135,214		-	-	503	135,717	136,634	705	137,339	-	08/15/18	N
CUSIP #096833TF5	Boca Raton Florida	AAA		1.440%	368,130		(4,563)	4,563	(3,130)	365,000	369,019	(4,019)	365,000	9,125	07/01/16	N
CUSIP #101565ZW2	Boulder / Z-CPN	AA2		1.400%	297,141		-	-	1,009	298,150	298,569	612	299,181	-	12/15/16	N
CUSIP #101565ZY8	Boulder/Lar/Weld CO	AA2		1.000%	200,000		(500)	500	-	200,000	200,568	(146)	200,422	89	12/15/16	N
CUSIP #113835L75	Brooklyn Center Minn-PURCH	AA		2.100%	160,072		(1,163)	1,163	(331)	159,741	163,012	981	163,993	1,938	02/01/20	N
CUSIP #114385EE3	Brooks Co Tex ISD	AAA		1.350%	126,637		(1,563)	1,563	(1,099)	125,538	126,881	(1,311)	125,570	2,361	08/15/16	N
CUSIP #114889WH7	Broward County FL	AAA		1.270%	183,116		(1,750)	1,750	(1,159)	181,957	185,087	(1,137)	183,950	3,500	01/01/18	N
CUSIP #114889VY1	Broward County FL GO	AA+		0.980%	202,954		(1,500)	1,500	(984)	201,970	203,502	(1,166)	202,336	3,000	01/01/17	N
CUSIP #121403XH7	Burleson Texas ISD	AAA		1.450%	100,817		(1,000)	1,000	(613)	100,204	101,025	(801)	100,224	1,667	08/01/16	N
CUSIP #127145FG0-MATURED	Cache Cnty Utah	AAA		1.130%	201,544		(202,056)	2,056	(1,544)	-	201,776	-	-	-	06/15/16	N
CUSIP #148537LN1	Castleberry ISD TX	AAA		1.000%	102,006		(625)	625	(366)	101,640	102,272	(293)	101,979	944	08/15/17	N
CUSIP #186072QQ0	Cleveland Cnty OK GO	AA2		1.000%	502,230		(1,875)	1,875	(608)	501,622	503,105	(310)	502,795	2,500	03/01/17	N
CUSIP #388640VS0	Colleyville ISD / Z-CPN	AAA		1.400%	298,494		-	-	1,008	299,502	299,631	270	299,901	-	08/15/16	N
CUSIP #222057FN6	Cotulla Texas ISD G/O	AAA		1.080%	609,714		(3,025)	3,025	(1,351)	608,363	610,693	(1,482)	609,211	4,571	02/15/17	N
CUSIP #232760T81	Cypress-Fairbks TX ISD	AAA		1.000%	229,296		(1,828)	1,828	(1,231)	228,065	230,033	(1,293)	228,740	2,763	02/15/17	N
CUSIP #234685KL8	Dallas Cnty GO	AAA		0.920%	128,274		(1,250)	1,250	(939)	127,335	128,655	(994)	127,661	1,889	02/15/17	N
CUSIP #235308QJ5	Dallas TX ISD GO BABS	AAA		1.680%	214,229		(2,125)	2,125	(1,239)	212,990	216,750	266	217,016	3,211	02/15/19	N
CUSIP #239019XP2-MATURED	Davis Cnty UT SHC Dist	AAA		1.460%	175,853		(176,313)	1,313	(853)	-	176,120	(176,120)	-	-	06/01/16	N
CUSIP #248775M62	Denton Cnty Tx	AAA		0.930%	325,417		(838)	838	(81)	325,336	325,910	-	326,164	1,545	07/15/17	N
CUSIP #2490015V6	Denton Texas ISD	AAA		1.250%	101,351		(1,250)	1,250	(907)	100,444	101,606	(1,058)	100,548	1,889	08/15/16	N
CUSIP #2638672F9	Dubuque Iowa GO	AA1		0.950%	107,452		(788)	788	(526)	106,926	107,790	(535)	107,255	263	06/01/17	N
CUSIP #270083XU7	Eanes Texas ISD	AAA		1.130%	126,564		(1,563)	1,563	(1,173)	125,391	126,791	(1,315)	125,476	2,604	08/01/16	N
CUSIP #283734MM0	El Paso Texas G/O	AA		1.350%	101,310		(1,250)	1,250	(880)	100,430	101,599	(1,054)	100,545	1,889	08/15/16	N
CUSIP #303531ZV2-MATURED	Fairbanks AK Boro GO	AA		1.500%	200,000		(200,000)	-	-	-	200,000	(200,000)	-	-	04/01/16	N
CUSIP #347550LN3	Fort Lauderdale GO	AA		1.270%	200,836		(1,500)	1,500	(837)	199,999	201,200	(1,200)	200,000	3,000	07/01/16	N
CUSIP #366155YP8	Garland TX ISD	AAA		0.900%	504,683		(2,500)	2,500	(1,342)	503,341	505,830	(1,310)	504,520	3,778	02/15/17	N



Collin County, Texas
QUARTERLY INVESTMENT REPORT
 Quarter Ending June 30, 2016

**NON-OPERATING
 Investment Details**

NON-OPERATING GROUP	Security Name	Rating	Yield to Call	Yield to Maturity	Beginning Book Value	Increases	Decreases	Interest Earned	Amortization/ Accretion	Ending Book Value	Beginning Market Value	Unrealized Gain / (Loss)	Ending Market Value	Interest Accrued	Maturity / Call Date	Callable	
			(YTC)	(YTM)	3/31/16			QTD	6/30/16	3/31/16	Market Adj	6/30/16					
CUSIP #381460SQ8	Goldsboro NC	AA-	1.385%		169,867		(574)	574	15	169,882	171,068	737	171,805	1,058	07/15/18	N	
CUSIP #448492D39	Hutto TX ISD	AAA	1.302%		9,906		-	-	37	9,943	9,953	37	9,990	-	08/01/16	N	
CUSIP #448492D21	Hutto TX ISD	AAA	1.302%		39,811		-	-	147	39,958	39,923	60	39,983	-	08/01/16	N	
CUSIP #448492UC0	Hutto TX ISD / Z-CPN PRE	AAA	1.302%		79,644		-	-	294	79,938	79,858	111	79,969	-	08/01/16	N	
CUSIP #47844PBW4	Johnson County KS GO	AAA	1.450%		430,948		(2,150)	2,150	(569)	430,379	432,632	(1,600)	431,032	2,867	09/01/16	N	
CUSIP #48542KM30	Kansas St Dev Revs	AAA	1.030%		126,787		(781)	781	(447)	126,340	127,314	(526)	126,788	781	04/01/17	N	
CUSIP #487694FA4	Keller Texas ISD	AA	1.000%		102,334		(938)	938	(669)	101,665	102,532	(716)	101,816	1,417	02/15/17	N	
CUSIP #496443EU2	Kingsport Tenn	AA	1.100%		266,065		(2,813)	2,813	(2,095)	263,970	264,110	-	263,398	3,750	03/01/18	N	
CUSIP #504102XZ2	La Porte Texas ISD	AA	1.170%		255,987		(2,500)	2,500	(1,716)	254,271	256,865	(1,947)	254,918	3,778	02/15/17	N	
CUSIP #5288283S3	Lewisville TX ISD GO	AAA	1.280%		103,945		(750)	750	(416)	103,529	105,055	(277)	104,778	1,133	08/15/18	N	
CUSIP #534366BS7	Lincoln NE Haymarket G/O	AAA	0.950%		103,422		(750)	750	(502)	102,920	103,961	(533)	103,428	133	12/15/17	N	
CUSIP #537428M50	Little Rock AR ISD GO	AA3	1.300%		165,928		(825)	825	(279)	165,649	166,638	(466)	166,172	1,375	02/01/17	N	
CUSIP #542264EP7	Lone Star TX Clg Sys GO	AAA	1.000%		305,100		(2,250)	2,250	(1,482)	303,638	306,321	(1,776)	304,545	3,400	02/15/17	N	
CUSIP #551702AH6	Lynnwood WA Rev	AA	1.100%		198,660		(1,950)	1,950	(1,373)	197,287	199,419	(1,695)	197,724	650	12/01/16	N	
CUSIP #581646Z25	McKinney Tx Tax Rev	AAA	1.500%		151,460		(721)	721	(153)	151,297	152,513	840	153,353	1,089	08/15/18	N	
CUSIP #591852UX4-PURCH	Metropolitan Council MN	AAA	1.050%		-	402,376	(1,300)	1,300	(246)	402,130	-	404,208	404,208	1,733	09/01/18	N	
CUSIP #60636PFA3	Missouri St Envir	AAA	1.300%		166,624		(2,217)	2,217	(1,623)	165,001	166,904	(1,904)	165,000	4,434	07/01/16	N	
CUSIP #61138PCN9	Monroe Wash Wtr/Swr	AA	1.700%		100,733		(1,000)	1,000	(549)	100,184	101,089	(849)	100,240	1,667	08/01/16	N	
CUSIP #6136646A4	Montgomery Cnty Tenn	AA+	1.300%		506,929		(2,063)	2,063	(424)	506,505	505,710	-	505,135	1,375	05/01/20	N	
CUSIP #628560RU0	Myrtle Beach SC	AA	1.710%		277,889		(1,988)	1,988	(823)	277,066	279,609	-	281,311	2,650	03/01/20	N	
CUSIP #639557QC4	Nebo Utah ISD	AAA	1.140%		502,560		(4,063)	4,063	(2,559)	500,001	503,180	(3,180)	500,000	8,125	07/01/16	N	
CUSIP #701060J8-PURCH	Parker County TX	AA	1.400%		-	336,404	(601)	601	(240)	336,164	-	337,181	337,181	2,918	02/15/20	N	
CUSIP #720373GQ6	Pierce Cnty WA ISD	AAA	0.970%		503,347		(2,500)	2,500	(1,255)	502,092	504,660	(1,750)	502,910	833	12/01/16	N	
CUSIP #751091RD3	Raleigh N C	AAA	0.756%		303,094		(1,500)	1,500	(928)	302,166	303,126	-	302,442	1,983	02/01/17	N	
CUSIP #763227GP4	Richardson TX GO	AAA	1.240%		251,603		(1,250)	1,250	(460)	251,143	253,023	(733)	252,290	1,889	02/15/17	N	
CUSIP #763227HB4	Richardson TX GO Ser B	AAA	1.240%		201,283		(1,000)	1,000	(368)	200,915	202,326	(632)	201,694	1,511	02/15/17	N	
CUSIP #779460JP0	Rowan Cnty NC G/O	AA-	1.000%		196,581		(975)	975	(474)	196,107	197,299	(628)	196,671	1,625	02/01/17	N	
CUSIP #795676QK4	Salt Lake Cnty UT	AAA	1.197%		1,009,482		(3,750)	3,750	(739)	1,008,743	1,009,270	-	1,017,580	667	06/15/19	N	
CUSIP #796237RH0	San Antonio Tex	AAA	1.600%		571,322		(7,525)	7,525	(5,349)	565,973	578,605	-	577,820	12,542	08/01/19	N	
CUSIP #717146MK7-CALLED	San Juan Alamo Tex	AAA	1.151%	1.714%	102,713		(102,801)	242	(154)	-	100,180	(100,180)	-	-	-	04/07/16	Y
CUSIP #819190RX9	Shakopee Minn ISD	AA2	1.050%		304,738		(2,250)	2,250	(1,421)	303,317	305,994	(1,734)	304,260	3,750	02/01/17	N	
CUSIP #820123SC2	Sharyland TX ISD	AAA	1.100%		235,651		(2,300)	2,300	(1,619)	234,032	236,624	(1,755)	234,869	3,476	02/15/17	N	
CUSIP #881847RG4	Texarkana ISD	AAA	0.900%		101,788		(750)	750	(512)	101,276	101,797	(496)	101,301	1,133	02/15/17	N	
CUSIP #882135N36-MATURED	Texas A & M Univ Revs	AA+	1.500%		200,822		(201,222)	1,222	(822)	-	201,070	(201,070)	-	-	-	05/15/16	N
CUSIP #88213AEG6-PURCH	Texas A & M Univ Revs	AAA	1.720%		-	605,880	(803)	803	(83)	605,798	-	615,594	615,594	1,478	05/15/21	N	
CUSIP #882722J69	Texas St	AAA	1.277%		1,065,366		(7,985)	7,985	(4,669)	1,060,697	1,061,480	-	1,064,080	7,985	10/01/19	N	
CUSIP #89453PFJ3	Travis Cnty TX GO	AAA	1.050%		352,965		(1,750)	1,750	(608)	352,167	354,253	(1,082)	353,171	2,333	03/01/17	N	
CUSIP #89453PEN5	Travis County TX GO-130Shr	AAA	1.050%		130,522		(488)	488	(142)	130,380	130,993	(238)	130,765	650	03/01/17	N	
CUSIP #899607GU3-MATURED	Tulsa Cnty Okla ISD	AA+	1.133%		500,000		(500,000)	-	-	-	500,000	(500,000)	-	-	-	04/01/16	N
CUSIP #899559NH7	Tulsa OK Cnty ISD	AA	1.030%		504,716		(2,500)	2,500	(1,179)	503,537	505,950	(890)	505,060	2,500	04/01/17	N	
CUSIP #88283LAU0-MATURED	TX ST Transn Comm Rev	AAA	1.500%		250,000		(250,000)	-	-	-	250,000	(250,000)	-	-	-	04/01/16	N
CUSIP #902273TW1	Tyler Texas ISD	AA	1.150%		126,967		(938)	938	(561)	126,396	127,199	(613)	126,586	1,417	02/15/17	N	
CUSIP #920219MG4	Valleyview Texas ISD	AAA	1.250%		204,639		(2,000)	2,000	(1,330)	203,309	205,654	(1,594)	204,060	3,022	02/15/17	N	
CUSIP #930863P82	Wake County NC G.O.	AAA	1.200%		104,988		(1,000)	1,000	(680)	104,308	105,964	(597)	105,367	1,667	02/01/18	N	
CUSIP #93974ATV6	Wash St Motor Veh / Z-CPN	AA+	1.200%		248,059		-	-	724	248,783	249,020	458	249,478	-	12/01/16	N	
CUSIP #93974AYU2-MATURED	Washington State / Z-CPN 2	AA+	1.750%		99,721		(100,000)	-	279	-	99,904	(99,904)	-	-	-	06/01/16	N
CUSIP #956398SR3	West Univ Place TX	AAA	1.200%		286,841		(1,425)	1,425	(552)	286,289	287,898	(826)	287,072	2,375	02/01/17	N	
CUSIP #982671E21	Wyandotte County KS	AA	0.950%		503,338		(3,750)	3,750	(2,503)	500,835	503,840	(2,985)	500,855	6,250	08/01/16	N	
					20,056,577	1,844,660	(2,005,693)	128,134	(68,784)	19,954,894	20,107,810	126,104	20,042,248	175,871			
					166,827,240	96,218,217	(101,973,979)	451,976	(72,297)	161,451,158	167,245,984	(4,188,382)	162,063,477	328,973			



Collin County, Texas
QUARTERLY INVESTMENT REPORT
 Quarter Ending June 30, 2016

NON-OPERATING
Schedule of Investments by Fund

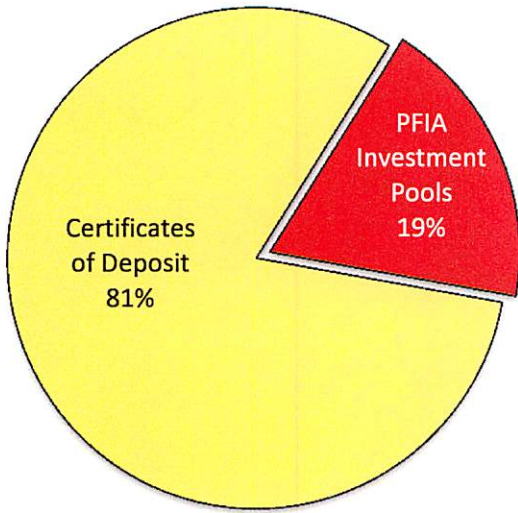
Fund Number	Fund Name	Book Value 06/30/16	YTD Interest Earned	% of Total Invested
<u>General Funds</u>				
001	General	139,927,613	1,129,113	86.508%
499	Permanent Improvements	2,038,515	16,446	1.260%
		141,966,128	1,145,559	87.768%
<u>Special Revenue Funds</u>				
010	Road and Bridge	15,461,814	124,765	9.559%
040	Health Care Foundation	2,028,706	16,367	1.254%
		17,490,520	141,132	10.813%
<u>Grant Funds</u>				
184	RTR-Outer Loop PH3 75-121	2,294,735	18,521	1.419%
		2,294,735	18,521	1.419%
<u>Debt Service Funds</u>				
399	Debt Service Fund	-	-	0.000%
		-	-	0.000%
	Rounding Difference			
	SubTotal Non-Operating Investments (Excluding Fiduciary Funds)	161,751,383	1,305,212	100.00%
<u>Market Adjustment *</u>				
	Federal Agency Bonds	196,112		
	Municipal Bonds	104,121		
		300,233		
	Total Book Value as of 06/30/16	162,051,616		
<u>Fiduciary (Agency) Funds</u>				
731	County Clerk - Trust	5,037,778		
736	District Clerk - Trust	1,200,139		
750	Tax Assessor/Collector	2,879,993		
		9,117,910		
	Total Consolidate Book Value	170,869,293		

* Note: Market Adjustments are recorded annually at fiscal year end, therefore, the amounts shown above are relative to FYE 09/30/15, which differ from 3rd Qtr amounts as of 06/30/16 provided in NON-OPERATING Details Schedule (Pages 10-13).

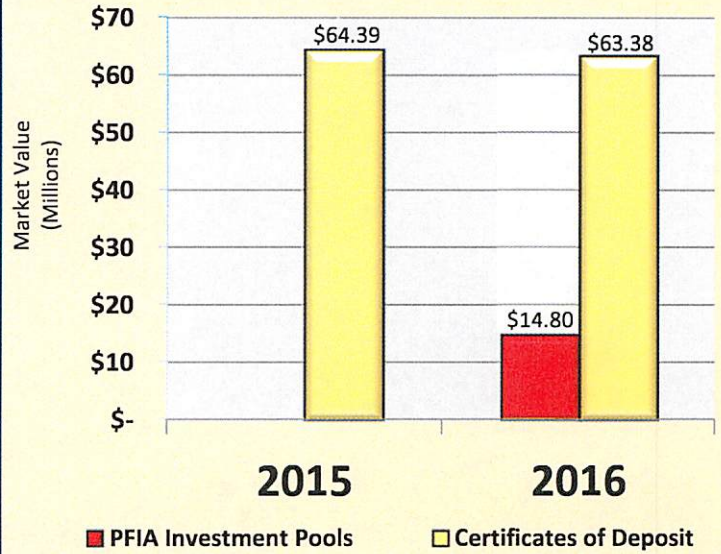


CAPITAL PROJECTS GROUP

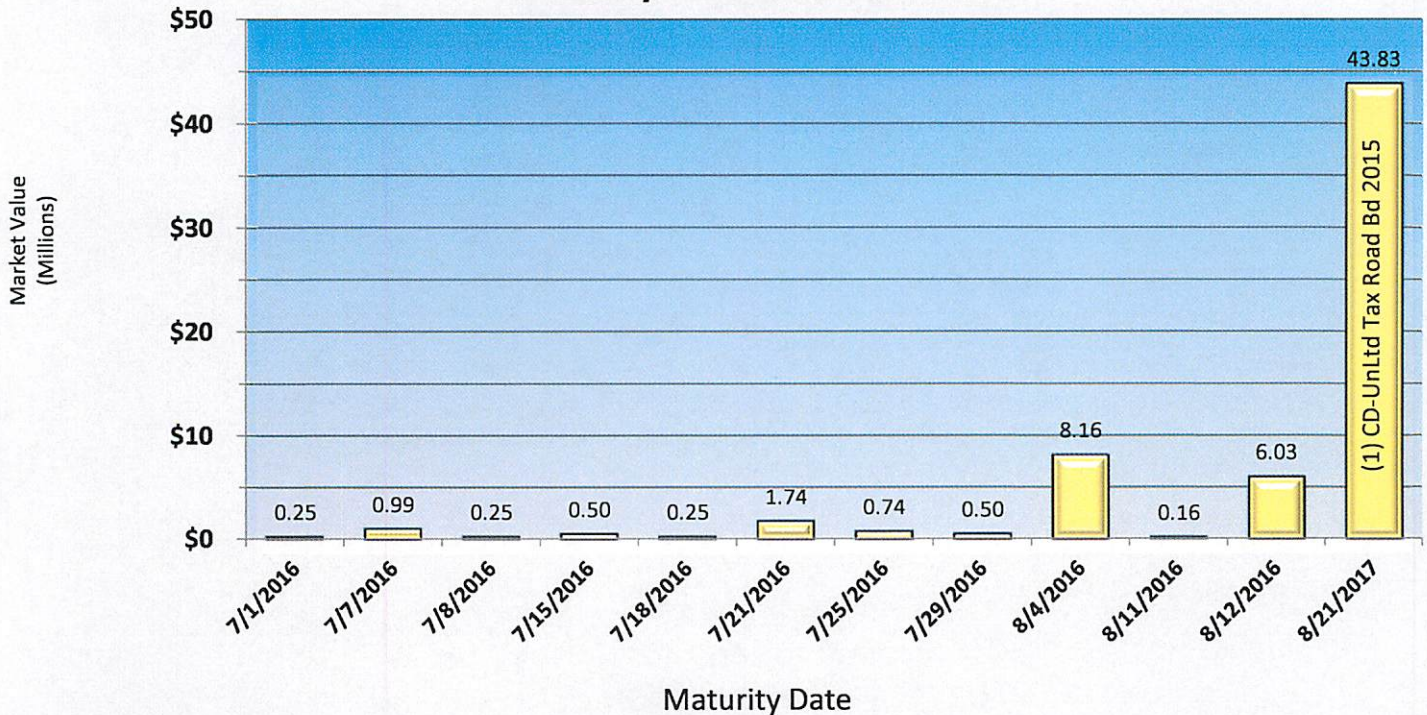
Capital Projects Investments by Type at Quarter End



Capital Projects Investments Prior Year Comparison Quarter Ending: June 30



Capital Projects Certificates of Deposit Maturity Distribution Schedule





Collin County, Texas
QUARTERLY INVESTMENT REPORT
 Quarter Ending June 30, 2016

CAPITAL PROJECTS
Investment Details

<u>CAPITAL PROJECTS GROUP</u>	<u>Yield to Maturity (YTM)</u>	<u>Beginning Book Value 3/31/16</u>	<u>Increases</u>	<u>Decreases</u>	<u>Interest Earned QTD</u>	<u>Ending Book Value 6/30/16</u>	<u>Beginning Market Value 3/31/16</u>	<u>Ending Market Value 6/30/16</u>	<u>Interest Accrued</u>	<u>Maturity Date</u>
<u>PFIA Investment Pools</u>										
TexasTERM DL	0.4300%	73,130	34,818,024	(20,097,842)	6,405	14,799,717	73,130	14,799,717	-	N/A
TexasTERM FX-MATURED	0.3900%	3,779,911		(3,780,072)	161	-	3,779,911	-	-	04/05/16
		3,853,041	34,818,024	(23,877,914)	6,566	14,799,717	3,853,041	14,799,717	-	
<u>Cash Equivalent Investments</u>										
Legacy Texas Bank MMA	0.4971%	2,502	16,307,177	(16,307,177)	3	2,505	2,502	2,505	-	N/A
		2,502	16,307,177	(16,307,177)	3	2,505	2,502	2,505	-	
<u>Certificates of Deposit</u>										
Legacy Texas Bank										
CD #200574706R1-MATURED	0.4500%	16,304,172		(16,307,178)	3,006	-	16,304,172	-	-	04/15/16
CD #201002712	0.3500%	1,018,372			886	1,019,258	1,018,372	1,019,258	-	08/04/16
CD #201002718	0.3500%	3,566,483			3,105	3,569,588	3,566,483	3,569,588	-	08/04/16
CD #201002722	0.3500%	3,564,299			3,103	3,567,402	3,564,299	3,567,402	-	08/04/16
CD #60050000377	0.5200%	6,019,839			7,786	6,027,625	6,019,839	6,027,625	-	08/12/16
CD #60050000385	0.9000%	43,727,430			97,922	43,825,352	43,727,430	43,825,352	-	08/21/17
		74,200,595	-	(16,307,178)	115,808	58,009,225	74,200,595	58,009,225	-	
TexasTERM										
CD #1247010602151-MATURED	0.4900%	4,694,000		(4,698,030)	4,030	-	4,694,000	-	-	06/01/16 *
CD #1247010604151-MATURED	0.4200%	1,984,000		(1,985,968)	1,968	-	1,984,000	-	-	06/03/16
CD #1247010608151-MATURED	0.4800%	496,000		(496,569)	569	-	496,000	-	-	06/07/16
CD #1247010608152-MATURED	0.5000%	248,000		(248,296)	296	-	248,000	-	-	06/07/16
CD #1247010610151-MATURED	0.6000%	743,000		(744,049)	1,049	-	743,000	-	-	06/09/16
CD #1247010610152-MATURED	0.4200%	496,000		(496,534)	534	-	496,000	-	-	06/09/16
CD #1247010612151-MATURED	0.4500%	744,000		(744,898)	898	-	744,000	-	-	06/13/16
CD #1247010619151-MATURED	0.4300%	1,240,000		(1,241,582)	1,582	-	1,240,000	-	-	06/20/16
CD #1247010623151-MATURED	0.4500%	248,000		(248,334)	334	-	248,000	-	-	06/22/16
CD #1247010624151-MATURED	0.5100%	744,000		(745,111)	1,111	-	744,000	-	-	06/23/16
CD #1247010626151-MATURED	0.5000%	248,000		(248,384)	384	-	248,000	-	-	06/27/16
CD #1247010701151-MATURED	0.4200%	744,000		(745,046)	1,046	-	744,000	-	-	06/30/16
CD #1247010702151	0.5500%	248,000		(433)	433	248,000	248,000	248,000	1,736	07/01/16
CD #1247010708151	0.4400%	992,000		(1,453)	1,453	992,000	992,000	992,000	5,732	07/07/16



Collin County, Texas
QUARTERLY INVESTMENT REPORT
 Quarter Ending June 30, 2016

CAPITAL PROJECTS
Investment Details

<u>CAPITAL PROJECTS GROUP</u>	Yield to Maturity (YTM)	Beginning Book Value 3/31/16	Increases	Decreases	Interest Earned QTD	Ending Book Value 6/30/16	Beginning Market Value 3/31/16	Ending Market Value 6/30/16	Interest Accrued	Maturity Date
CD #1247010709151	0.4500%	248,000		(371)	371	248,000	248,000	248,000	1,459	07/08/16
CD #1247010716151	0.4800%	496,000		(773)	773	496,000	496,000	496,000	2,981	07/15/16
CD #1247010717151	0.5100%	248,000		(408)	408	248,000	248,000	248,000	1,570	07/18/16
CD #1247010721151	0.5000%	1,488,000		(2,209)	2,209	1,488,000	1,488,000	1,488,000	8,401	07/21/16
CD #1247010722151	0.5000%	248,000		(402)	402	248,000	248,000	248,000	1,524	07/21/16
CD #1247010724151	0.4500%	744,000		(1,113)	1,113	744,000	744,000	744,000	4,195	07/25/16
CD #1247010730151	0.5000%	496,000		(804)	804	496,000	496,000	496,000	2,977	07/29/16
CD #1247010812151	0.4500%	163,000		(244)	244	163,000	163,000	163,000	868	08/11/16
		18,000,000	-	(12,651,011)	22,011	5,371,000	18,000,000	5,371,000	31,443	
		96,056,138	51,125,201	(69,143,280)	144,388	78,182,447	96,056,138	78,182,447	31,443	

* Sold \$2,000,000 from Capital Projects Pool to Non-Operating Pool 08/12/15



Collin County, Texas
QUARTERLY INVESTMENT REPORT
 Quarter Ending June 30, 2016

CAPITAL PROJECTS
Schedule of Investments by Fund

Fund Number	Fund Name	Book Value 06/30/16	YTD Interest Earned	% of Total Invested
<u>Capital Project Funds</u>				
430	Unltd Tax Rd Bds 2007	1,019,258	6,114	1.304%
432	Unltd Rd Bds 2008 07PRoj	-	-	0.000%
435	Unltd Tax Rd Bds 2011	3,569,588	21,407	4.566%
436	Unltd Tax Road Bd 2012	-	-	0.000%
437	Unltd Tax Road Bond 2013	2,505	14	0.003%
439	UnLtd Tax Road Bd 2014	26,198,341	157,100	33.509%
440	UnLtd Tax Road Bd 2015	43,825,352	262,802	56.055%
443	Tax Notes 2006	3,567,402	21,393	4.563%
	Total Capital Projects Investments	78,182,446	468,830	100.00%
	Rounding Difference	1	(1)	
	Total Book Value as of 06/30/16	78,182,447	468,829	