

# New Construction General Notes

- REFER DEMOLITION PLANS FOR REPLACEMENT OF EXISTING MOISTURE DAMAGED INSULATION AND PREPARATION OF EXISTING ROOFING TO RECEIVE NEW ROOFING.
- CUT 6" LONG SLITS THROUGH CAP SHEET AND BASE PLY AT 3 FOOT ON CENTER BOTH WAYS IN ENTIRE ROOF RECOVERY AREA.
- SECURE ALL LOOSE EXISTING VENT HOODS.
- PROVIDE NEW WET-SEALING OF ALL EXISTING EXTERIOR SKYLIGHTS IN ACCORDANCE WITH SPECIFICATIONS SECTION 08 8900.

## NEW ROOF RECOVERY SYSTEM

### ALL ROOF AREAS (EXCEPT AS NOTED BELOW):

- MINERAL SURFACED SBS MODIFIED BITUMEN ROOF MEMBRANE TORCH APPLIED OVER UNSURFACED BASE PLY TORCH APPLIED OVER PRIMED SURFACE OF EXISTING MODIFIED BITUMEN CAP SHEET AFTER ALL WET MATERIALS HAVE BEEN REMOVED AND REPLACED AND AFTER 6" SLITS ARE CUT INTO THE EXISTING ROOF SYSTEM THROUGH THE ROOFING MEMBRANE.
- NOTE THAT ALL EXISTING BASE FLASHINGS ARE TO BE REMOVED AND REPLACED.
- INSTALL NEW BASE FLASHINGS IN ALL LOCATIONS PER DETAILS.
- REMOVE ALL SHEET METAL COUNTER FLASHINGS.
- INSTALL NEW MEMBRANE AND COUNTER FLASHING AT ALL COPINGS PER DETAILS.
- REMOVE ALL SHEET METAL "CONES" FROM EXISTING ROOF PENETRATIONS.
- ROOFTOP HVAC UNITS: RAISE CURB HEIGHTS AS REQUIRED TO PROVIDE MINIMUM 8" FLASHING HEIGHT. WORK TO INCLUDE DISCONNECT OF EXISTING ELECTRICAL CONNECTIONS, GAS PIPING AND CONDENSATE LINES. EXTEND AND RECONNECT ELECTRICAL, GAS AND CONDENSATE CONNECTIONS. PROVIDE 48 HOUR NOTICE TO OWNER PRIOR TO TAKING ANY UNIT OUT OF SERVICE.
- GAS PIPING, ELECTRICAL CONDUITS AND CONDENSATE DRAIN PIPING: RAISE SUCH PIPING TO ACCOMMODATE THE INSTALLATION OF NEW ROOF SYSTEM. RECONNECT SUCH PIPING AS REQUIRED TO PROVIDE FUNCTIONING SYSTEM. INSTALL PIPE SUPPORTS AS SPECIFIED. PROVIDE 48 HOUR NOTICE TO OWNER PRIOR TO REMOVING AND RAISING CONDUITS AND PIPING.

## NEW ROOFING SYSTEM

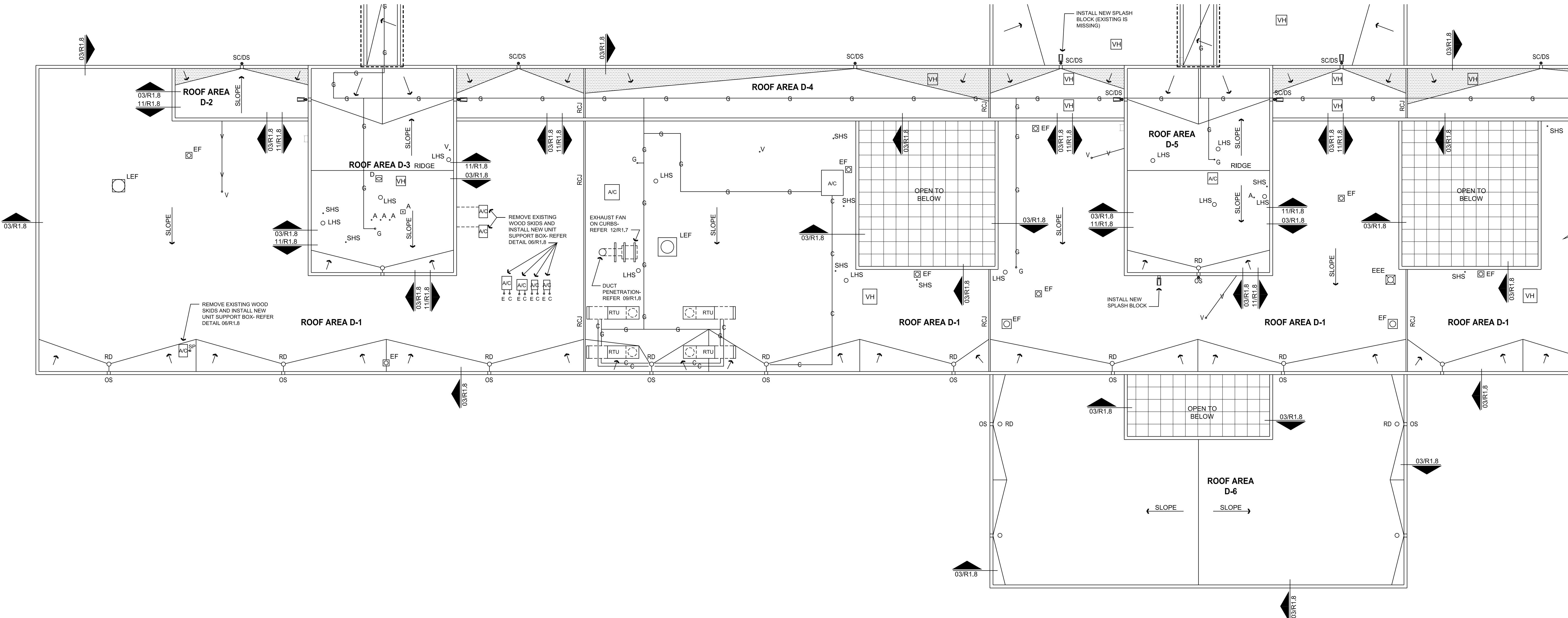
### ROOF AREAS A7, A8, B9, B10, C7 AND C8:

- MINERAL SURFACED SBS MODIFIED BITUMEN ROOF MEMBRANE TORCH APPLIED OVER UNSURFACED BASE PLY TORCH APPLIED OVER 1/2" GYPSUM SHEATHING ADHERED TO 1/2" MINIMUM THICKNESS 1/2" PER FOOT TAPERED POLYISOCYANURATE INSULATION ADHERED TO 2" THICK POLYISOCYANURATE INSULATION MECHANICALLY FASTENED TO EXISTING DECK. FORM CRICKETS WITH 1/2" PER FOOT TAPERED POLYISOCYANURATE INSULATION.

- ALL SIGHT EXPOSED ROOFING RELATED SHEET METAL VISIBLE FROM GROUND LEVEL TO BE FORMED OUT OF PRE-FINISHED SHEET METAL.
- ALL NON SIGHT EXPOSED ROOFING RELATED SHEET METAL NOT VISIBLE FROM GROUND LEVEL TO BE FORMED OUT OF GALVANIZED SHEET METAL.
- PROVIDE WALK PADS AT THE BASE AND THE TOP OF ALL ROOF ACCESS LADDERS AND THREE SIDES OF ROOF HATCH.
- INSTALL INSULATION CRICKETS ON THE HIGH SIDE OF ALL ROOF CURBS.
- REFER SPECIFICATIONS FOR PRICING ALTERNATE REGARDING CLEANING, PRIMING AND PAINTING OF GAS PIPING, HOT STACKS AND EMERGENCY ENGINE EXHAUST.
- ALL GAS, CONDENSATE AND ELECTRICAL CONDUIT LINES TO BE SUPPORTED PER DETAILS.
- REPLACE MISSING SPLASH BLOCKS AT OUTLET OF ANY DOWNSPOUTS THAT DRAIN ONTO ROOF AREAS.

# Legend

	EXISTING SKYLIGHT- REFER DETAIL 01/R1.7		EXISTING A/C UNIT, REFER DETAIL 04/R1.7		EXISTING RADAR DISH- RELOCATE TEMPORARILY UNTIL ROOFING IS COMPLETE
	EXISTING CURB MOUNTED EXHAUST FAN- REFER DETAIL 02/R1.7		EXISTING ROOFTOP UNIT, REFER DETAIL 04/R1.7 AND 12/R1.7		AREA NOT IN SCOPE
	EXISTING CURB MOUNTED LARGE EXHAUST FAN- REFER DETAIL 04/R1.7		EXISTING VENT HOOD- REFER DETAIL 04/R1.7 SIM		DIRECTION OF ROOF SLOPE
	EMERGENCY ENGINE EXHAUST- REFER DETAIL 13/R1.7 SIM		EXISTING PIPE HOOD- REFER DETAIL 07/R1.7		ROOF CRICKET
	EXISTING VENT PENETRATION- REFER DETAIL 13/R1.7		EXISTING GAS PIPING- REFER 09/R1.7 FOR SUPPORT DETAIL		REMOVE EXISTING ROOFING AND INSULATION, INSTALL NEW TAPERED INSULATION- REFER 02/R1.8
	EXISTING ANTENNA- REFER DETAIL 05/R1.7 (SIM)		EXISTING HVAC CONDENSATE LINES- REFER 08/R1.7 FOR SUPPORT DETAIL		SECTION DETAIL REFERENCE
	EXISTING CONDUIT PENETRATION- REFER DETAIL 05/R1.7		EXISTING ROOF HATCH- REFER DETAIL 03/R1.7		DETAIL REFERENCE
	EXISTING INSULATED COOLANT LINE PENETRATION- REFER DETAIL 06/R1.7		ROOFING CONTROL JOINT, REFER TO DETAIL 08/R1.8		
	GAS LINE PENETRATION- REFER DETAIL 05/R1.7		SCUPPER/ DOWNSPOUT- REFER TO DETAIL 10/R1.8		
	EXISTING SMALL HOT STACK PENETRATION- REFER DETAIL 10/R1.7		EXISTING OVERFLOW SCUPPER- REFER TO DETAIL 10/R1.8		
	EXISTING LARGE HOT STACK PENETRATION- REFER DETAIL 13/R1.7		EXISTING ROOF DRAIN- REFER TO DETAIL 11/R1.7		
	EXISTING INSULATED PIPE PENETRATION- REFER DETAIL 06/R1.7		EXISTING LADDER		
	EXISTING CONDUIT IN SEALANT PAN- REFER DETAIL 05/R1.8				



**Moisture Protection Technology Consultants, Inc.**  
 8750 N. Central Expwy., Suite 1730  
 Dallas, Texas 75231  
 Voice 214-363-2192  
 Fax 214-363-2193



Date of Signing: October 19, 2017

**Roof Recovery**  
**Collin County Justice Center**  
**for Collin County**  
**McKinney, Texas**

Drawn By: TW  
 Checked By: TB

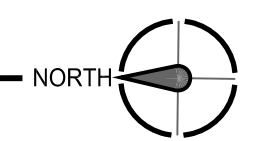
Revisions:  
 ADDENDUM 3 10-19-17

All drawings and written material appearing herein constitute original and unpublished work of the Architect, and may not be used or disclosed without prior written consent of the Architect.  
 © 2017 DryTec Moisture Protection Technology Consultants, Inc.

Sheet Title:  
**Roof Plan- Areas D1-D6**

Project Number: 46-17026N  
 Scale: AS NOTED  
 Date: 08/28/17

Sheet No. **R1.4**  
 12 of 21 Sheets



# New Construction General Notes

- REFER DEMOLITION PLANS FOR REPLACEMENT OF EXISTING MOISTURE DAMAGED INSULATION AND PREPARATION OF EXISTING ROOFING TO RECEIVE NEW ROOFING.
- CUT 6" LONG SLITS THROUGH CAP SHEET AND BASE PLY AT 3 FOOT ON CENTER BOTH WAYS IN ENTIRE ROOF RECOVERY AREA.
- SECURE ALL LOOSE EXISTING VENT HOODS.
- PROVIDE NEW WET-SEALING OF ALL EXISTING EXTERIOR SKYLIGHTS IN ACCORDANCE WITH SPECIFICATIONS SECTION 08 8900.

## NEW ROOF RECOVERY SYSTEM

### ALL ROOF AREAS (EXCEPT AS NOTED BELOW):

- MINERAL SURFACED SBS MODIFIED BITUMEN ROOF MEMBRANE TORCH APPLIED OVER UNSURFACED BASE PLY TORCH APPLIED OVER PRIMED SURFACE OF EXISTING MODIFIED BITUMEN CAP SHEET AFTER ALL WET MATERIALS HAVE BEEN REMOVED AND REPLACED AND AFTER 6" SLITS ARE CUT INTO THE EXISTING ROOF SYSTEM THROUGH THE ROOFING MEMBRANE.
- NOTE THAT ALL EXISTING BASE FLASHINGS ARE TO BE REMOVED AND REPLACED.
- INSTALL NEW BASE FLASHINGS IN ALL LOCATIONS PER DETAILS.
- REMOVE ALL SHEET METAL COUNTER FLASHINGS.
- INSTALL NEW MEMBRANE AND COUNTER FLASHING AT ALL COPINGS PER DETAILS.
- REMOVE ALL SHEET METAL "CONES" FROM EXISTING ROOF PENETRATIONS.
- ROOFTOP HVAC UNITS: RAISE CURB HEIGHTS AS REQUIRED TO PROVIDE MINIMUM 8" FLASHING HEIGHT. WORK TO INCLUDE DISCONNECT OF EXISTING ELECTRICAL CONNECTIONS, GAS PIPING AND CONDENSATE LINES. EXTEND AND RECONNECT ELECTRICAL, GAS AND CONDENSATE CONNECTIONS. PROVIDE 48 HOUR NOTICE TO OWNER PRIOR TO TAKING ANY UNIT OUT OF SERVICE.
- GAS PIPING, ELECTRICAL CONDUITS AND CONDENSATE DRAIN PIPING: RAISE SUCH PIPING TO ACCOMMODATE THE INSTALLATION OF NEW ROOF SYSTEM. RECONNECT SUCH PIPING AS REQUIRED TO PROVIDE FUNCTIONING SYSTEM. INSTALL PIPE SUPPORTS AS SPECIFIED. PROVIDE 48 HOUR NOTICE TO OWNER PRIOR TO REMOVING AND RAISING CONDUITS AND PIPING.

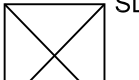
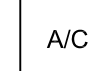



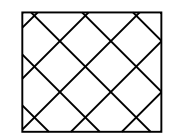





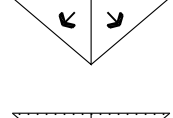





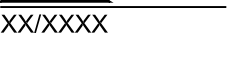






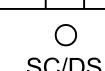


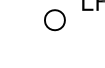




## NEW ROOFING SYSTEM

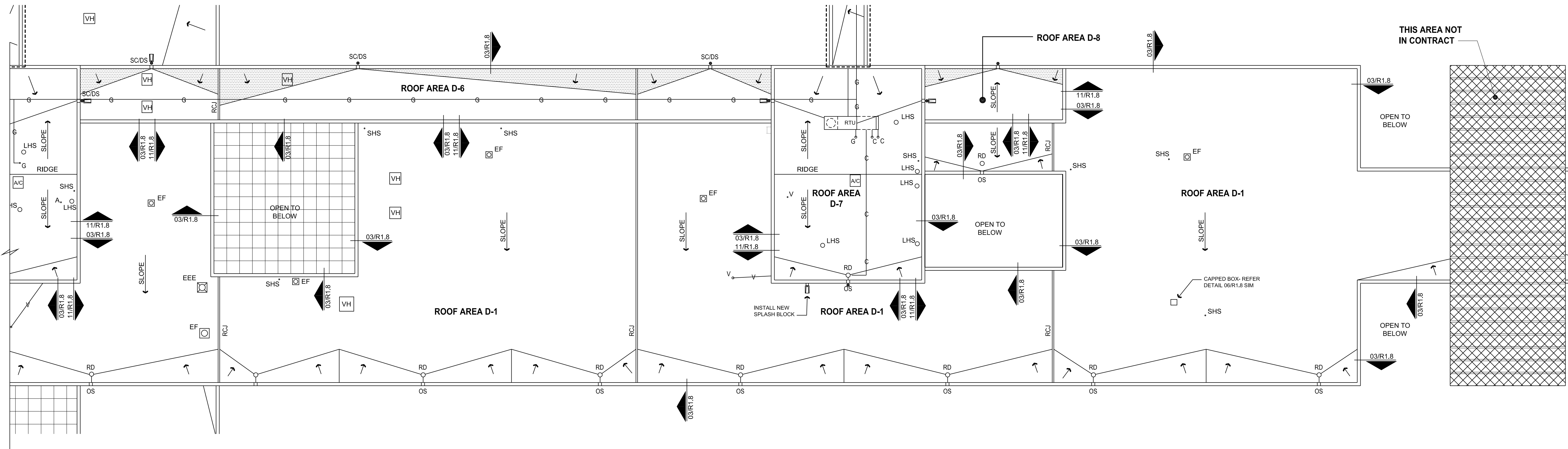
### ROOF AREAS A7, A8, B9, B10, C7 AND C8:

- MINERAL SURFACED SBS MODIFIED BITUMEN ROOF MEMBRANE TORCH APPLIED OVER UNSURFACED BASE PLY TORCH APPLIED OVER 1/2" GYPSUM SHEATHING ADHERED TO 1/2" MINIMUM THICKNESS 1/2" PER FOOT TAPERED POLYISOCYANURATE INSULATION ADHERED TO 2" THICK POLYISOCYANURATE INSULATION MECHANICALLY FASTENED TO EXISTING DECK. FORM CRICKETS WITH 1/2" PER FOOT TAPERED POLYISOCYANURATE INSULATION.

- ALL SIGHT EXPOSED ROOFING RELATED SHEET METAL VISIBLE FROM GROUND LEVEL TO BE FORMED OUT OF PRE-FINISHED SHEET METAL.
- ALL NON SIGHT EXPOSED ROOFING RELATED SHEET METAL NOT VISIBLE FROM GROUND LEVEL TO BE FORMED OUT OF GALVANIZED SHEET METAL.
- PROVIDE WALK PADS AT THE BASE AND THE TOP OF ALL ROOF ACCESS LADDERS AND THREE SIDES OF ROOF HATCH.
- INSTALL INSULATION CRICKETS ON THE HIGH SIDE OF ALL ROOF CURBS.
- REFER SPECIFICATIONS FOR PRICING ALTERNATE REGARDING CLEANING, PRIMING AND PAINTING OF GAS PIPING, HOT STACKS AND EMERGENCY ENGINE EXHAUST.
- ALL GAS, CONDENSATE AND ELECTRICAL CONDUIT LINES TO BE SUPPORTED PER DETAILS.
- REPLACE MISSING SPLASH BLOCKS AT OUTLET OF ANY DOWNSPOUTS THAT DRAIN ONTO ROOF AREAS.

# Legend

 SL	EXISTING SKYLIGHT- REFER DETAIL 01/R1.7	 A/C	EXISTING A/C UNIT, REFER DETAIL 04/R1.7	 D	EXISTING RADAR DISH- RELOCATE TEMPORARILY UNTIL ROOFING IS COMPLETE
 EF	EXISTING CURB MOUNTED EXHAUST FAN- REFER DETAIL 02/R1.7	 RTU	EXISTING ROOFTOP UNIT, REFER DETAIL 04/R1.7 AND 12/R1.7		AREA NOT IN SCOPE
 LEF	EXISTING CURB MOUNTED LARGE EXHAUST FAN- REFER DETAIL 04/R1.7	 VH	EXISTING VENT HOOD- REFER DETAIL 04/R1.7 SIM		DIRECTION OF ROOF SLOPE
 EEE	EMERGENCY ENGINE EXHAUST- REFER DETAIL 13/R1.7 SIM	 PH	EXISTING PIPE HOOD- REFER DETAIL 07/R1.7		ROOF CRICKET
 V	EXISTING VENT PENETRATION- REFER DETAIL 05/R1.7	 G	EXISTING GAS PIPING- REFER 09/R1.7 FOR SUPPORT DETAIL		REMOVE EXISTING ROOFING AND INSULATION, INSTALL NEW TAPERED INSULATION- REFER 02/R1.8
 A	EXISTING ANTENNA- REFER DETAIL 05/R1.7 (SIM)	 G	EXISTING HVAC CONDENSATE LINES- REFER 08/R1.7 FOR SUPPORT DETAIL		SECTION DETAIL REFERENCE
 E	EXISTING CONDUIT PENETRATION- REFER DETAIL 05/R1.7	 RH	EXISTING ROOF HATCH- REFER DETAIL 03/R1.7		DETAIL REFERENCE
 C	EXISTING INSULATED COOLANT LINE PENETRATION- REFER DETAIL 06/R1.7	 RCJ	EXISTING ROOFING CONTROL JOINT, REFER TO DETAIL 09/R1.8		
 G	GAS LINE PENETRATION- REFER DETAIL 05/R1.7	 SC/DS	SCUPPER/ DOWNSPOUT- REFER TO DETAIL 10/R1.8		
 SHS	EXISTING SMALL HOT STACK PENETRATION- REFER DETAIL 10/R1.7	 OS	EXISTING OVERFLOW SCUPPER- REFER TO DETAIL 10/R1.8		
 LHS	EXISTING LARGE HOT STACK PENETRATION- REFER DETAIL 13/R1.7	 RD	EXISTING ROOF DRAIN- REFER TO DETAIL 11/R1.7		
 IP	EXISTING INSULATED PIPE PENETRATION- REFER DETAIL 06/R1.7		EXISTING LADDER		
 SP	EXISTING CONDUIT IN SEALANT PAN- REFER DETAIL 05/R1.8				



**01 Enlarged Roof Plan - Roof Areas D1, D6, D7 AND D8**  
Scale: 1/16" = 1'-0"

**DryTec**  
Moisture Protection Technology Consultants, Inc.  
8750 N. Central Expwy., Suite 1730  
Dallas, Texas 75231  
Voice 214-363-2192  
Fax 214-363-2193



Date of Signing: October 19, 2017

**Roof Recovery  
Collin County Justice Center  
for Collin County  
McKinney, Texas**

Drawn By TW  
Checked By TB

Revisions  
ADDENDUM 3 10-19-17

All drawings and written material appearing herein constitute original and unpublished work of the Architect, and may not be used or disclosed without prior written consent of the Architect.  
© 2017 DryTec Moisture Protection Technology Consultants, Inc.

Sheet Title  
**Roof Plan-  
Areas D1, D6,  
D7 and D8**

Project Number 46-17026N  
Scale: AS NOTED  
Date 08/28/17

Sheet No. **R1.5**  
13 of 21 Sheets

# New Construction General Notes

- REFER DEMOLITION PLANS FOR REPLACEMENT OF EXISTING MOISTURE DAMAGED INSULATION AND PREPARATION OF EXISTING ROOFING TO RECEIVE NEW ROOFING.
- CUT 6" LONG SLITS THROUGH CAP SHEET AND BASE PLY AT 3 FOOT ON CENTER BOTH WAYS IN ENTIRE ROOF RECOVERY AREA.
- SECURE ALL LOOSE EXISTING VENT HOODS.
- PROVIDE NEW WET-SEALING OF ALL EXISTING EXTERIOR SKYLIGHTS IN ACCORDANCE WITH SPECIFICATIONS SECTION 08 8900.

## NEW ROOF RECOVERY SYSTEM

### ALL ROOF AREAS (EXCEPT AS NOTED BELOW):

- MINERAL SURFACED SBS MODIFIED BITUMEN ROOF MEMBRANE TORCH APPLIED OVER UNSURFACED BASE PLY TORCH APPLIED OVER PRIMED SURFACE OF EXISTING MODIFIED BITUMEN CAP SHEET AFTER ALL WET MATERIALS HAVE BEEN REMOVED AND REPLACED AND AFTER 6" SLITS ARE CUT INTO THE EXISTING ROOF SYSTEM THROUGH THE ROOFING MEMBRANE.
- NOTE THAT ALL EXISTING BASE FLASHINGS ARE TO BE REMOVED AND REPLACED.
- INSTALL NEW BASE FLASHINGS IN ALL LOCATIONS PER DETAILS.
- REMOVE ALL SHEET METAL COUNTER FLASHINGS.
- INSTALL NEW MEMBRANE AND COUNTER FLASHING AT ALL COPINGS PER DETAILS.
- REMOVE ALL SHEET METAL "CONES" FROM EXISTING ROOF PENETRATIONS.
- ROOFTOP HVAC UNITS: RAISE CURB HEIGHTS AS REQUIRED TO PROVIDE MINIMUM 8" FLASHING HEIGHT. WORK TO INCLUDE DISCONNECT OF EXISTING ELECTRICAL CONNECTIONS, GAS PIPING AND CONDENSATE LINES. EXTEND AND RECONNECT ELECTRICAL, GAS AND CONDENSATE CONNECTIONS. PROVIDE 48 HOUR NOTICE TO OWNER PRIOR TO TAKING ANY UNIT OUT OF SERVICE.
- GAS PIPING, ELECTRICAL CONDUITS AND CONDENSATE DRAIN PIPING: RAISE SUCH PIPING TO ACCOMMODATE THE INSTALLATION OF NEW ROOF SYSTEM. RECONNECT SUCH PIPING AS REQUIRED TO PROVIDE FUNCTIONING SYSTEM. INSTALL PIPE SUPPORTS AS SPECIFIED. PROVIDE 48 HOUR NOTICE TO OWNER PRIOR TO REMOVING AND RAISING CONDUITS AND PIPING.

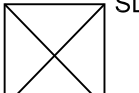
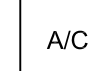









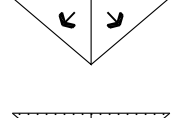


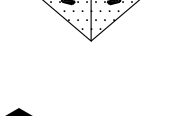


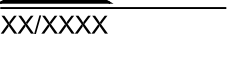




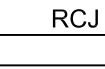

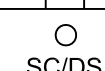







## NEW ROOFING SYSTEM

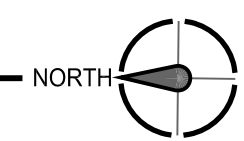
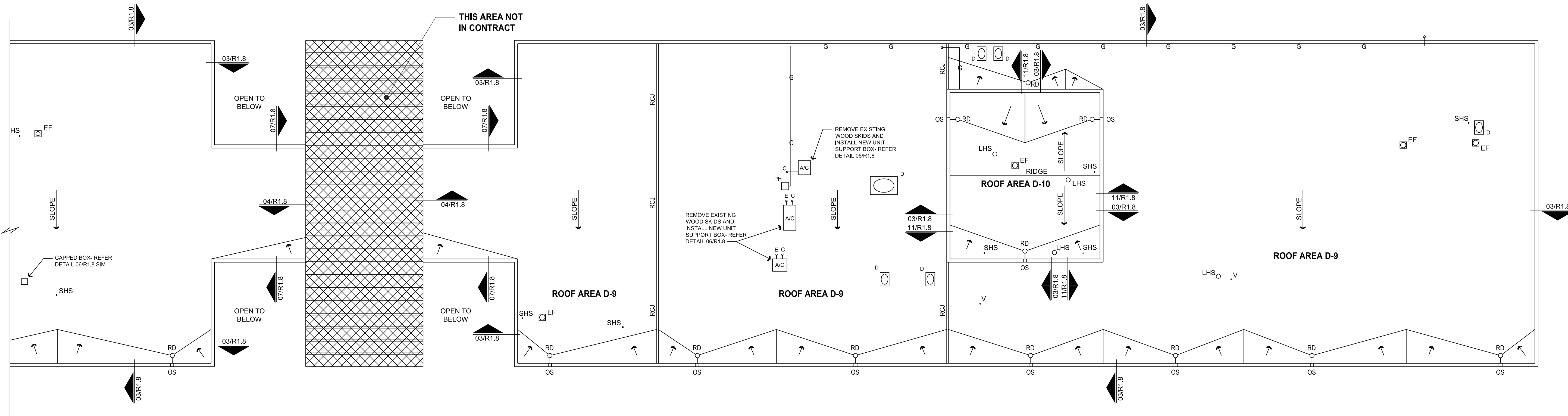
### ROOF AREAS A7, A8, B9, B10, C7 AND C8:

- MINERAL SURFACED SBS MODIFIED BITUMEN ROOF MEMBRANE TORCH APPLIED OVER UNSURFACED BASE PLY TORCH APPLIED OVER 1/2" GYPSUM SHEATHING ADHERED TO 1/2" MINIMUM THICKNESS 1/2" PER FOOT TAPERED POLYISOCYANURATE INSULATION ADHERED TO 2" THICK POLYISOCYANURATE INSULATION MECHANICALLY FASTENED TO EXISTING DECK. FORM CRICKETS WITH 1/2" PER FOOT TAPERED POLYISOCYANURATE INSULATION.


- ALL SIGHT EXPOSED ROOFING RELATED SHEET METAL VISIBLE FROM GROUND LEVEL TO BE FORMED OUT OF PRE-FINISHED SHEET METAL.
- ALL NON SIGHT EXPOSED ROOFING RELATED SHEET METAL NOT VISIBLE FROM GROUND LEVEL TO BE FORMED OUT OF GALVANIZED SHEET METAL.
- PROVIDE WALK PADS AT THE BASE AND THE TOP OF ALL ROOF ACCESS LADDERS AND THREE SIDES OF ROOF HATCH.
- INSTALL INSULATION CRICKETS ON THE HIGH SIDE OF ALL ROOF CURBS.
- REFER SPECIFICATIONS FOR PRICING ALTERNATE REGARDING CLEANING, PRIMING AND PAINTING OF GAS PIPING, HOT STACKS AND EMERGENCY ENGINE EXHAUST.
- ALL GAS, CONDENSATE AND ELECTRICAL CONDUIT LINES TO BE SUPPORTED PER DETAILS.
- REPLACE MISSING SPLASH BLOCKS AT OUTLET OF ANY DOWNSPOUTS THAT DRAIN ONTO ROOF AREAS.

# Legend

	EXISTING SKYLIGHT- REFER DETAIL 01/R1.7		EXISTING A/C UNIT, REFER DETAIL 04/R1.7		EXISTING RADAR DISH- RELOCATE TEMPORARILY UNTIL ROOFING IS COMPLETE
	EXISTING CURB MOUNTED EXHAUST FAN- REFER DETAIL 02/R1.7		EXISTING ROOFTOP UNIT, REFER DETAIL 04/R1.7 AND 12/R1.7		AREA NOT IN SCOPE
	EXISTING CURB MOUNTED LARGE EXHAUST FAN- REFER DETAIL 04/R1.7		EXISTING VENT HOOD- REFER DETAIL 04/R1.7 SIM		DIRECTION OF ROOF SLOPE
	EMERGENCY ENGINE EXHAUST- REFER DETAIL 13/R1.7 SIM		EXISTING PIPE HOOD- REFER DETAIL 07/R1.7		ROOF CRICKET
	EXISTING VENT PENETRATION- REFER DETAIL 05/R1.7		EXISTING GAS PIPING- REFER 09/R1.7 FOR SUPPORT DETAIL		REMOVE EXISTING ROOFING AND INSULATION, INSTALL NEW TAPERED INSULATION- REFER 02/R1.8
	EXISTING ANTENNA- REFER DETAIL 05/R1.7 (SIM)		EXISTING HVAC CONDENSATE LINES- REFER 08/R1.7 FOR SUPPORT DETAIL		SECTION DETAIL REFERENCE
	EXISTING CONDUIT PENETRATION- REFER DETAIL 05/R1.7		EXISTING ROOF HATCH- REFER DETAIL 03/R1.7		DETAIL REFERENCE
	EXISTING INSULATED COOLANT LINE PENETRATION- REFER DETAIL 06/R1.7		EXISTING ROOFING CONTROL JOINT, REFER TO DETAIL 09/R1.8		
	GAS LINE PENETRATION- REFER DETAIL 05/R1.7		SCUPPER/ DOWNSPOUT- REFER TO DETAIL 10/R1.8		
	EXISTING SMALL HOT STACK PENETRATION- REFER DETAIL 10/R1.7		EXISTING OVERFLOW SCUPPER- REFER TO DETAIL 10/R1.8		
	EXISTING LARGE HOT STACK PENETRATION- REFER DETAIL 13/R1.7		EXISTING ROOF DRAIN- REFER TO DETAIL 11/R1.7		
	EXISTING INSULATED PIPE PENETRATION- REFER DETAIL 06/R1.7		EXISTING LADDER		
	EXISTING CONDUIT IN SEALANT PAN- REFER DETAIL 05/R1.8				



Moisture Protection  
Technology  
Consultants, Inc.  
8750 N. Central Expy.,  
Suite 1730  
Dallas, Texas 75231  
Voice 214-363-2192  
Fax 214-363-2193



Date of Signing: October 19, 2017

**Roof Recovery**  
**Collin County Justice Center**  
**for Collin County**  
**McKinney, Texas**

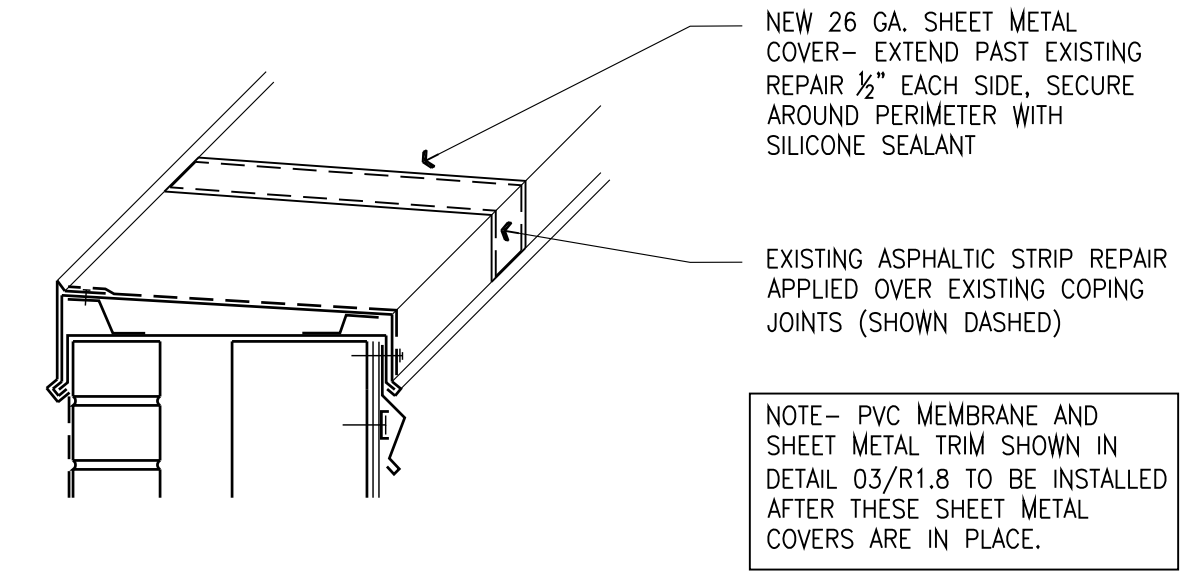
Drawn By TW  
Checked By TB  
Revisions  
ADDENDUM 3 10-19-17

All drawings and written material appearing herein constitute original and unpublished work of the Architect and may not be used or disclosed without prior written consent of the Architect.  
© 2017 DryTec Moisture Protection Technology Consultants, Inc.

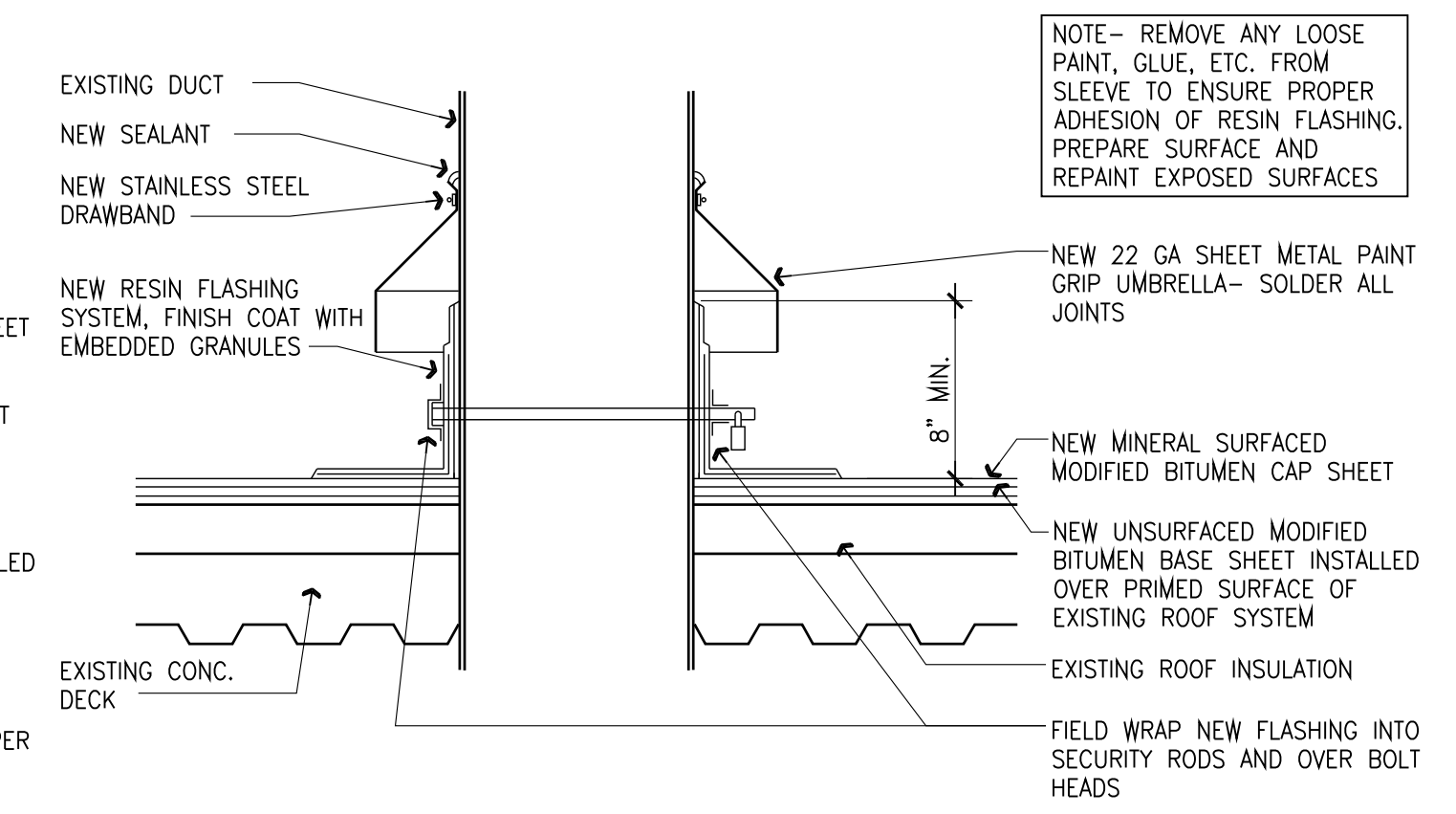
Sheet Title  
**Roof Plan-  
Areas D9, D10**

Project Number 46-17026N  
Scale: AS NOTED  
Date 08/28/17

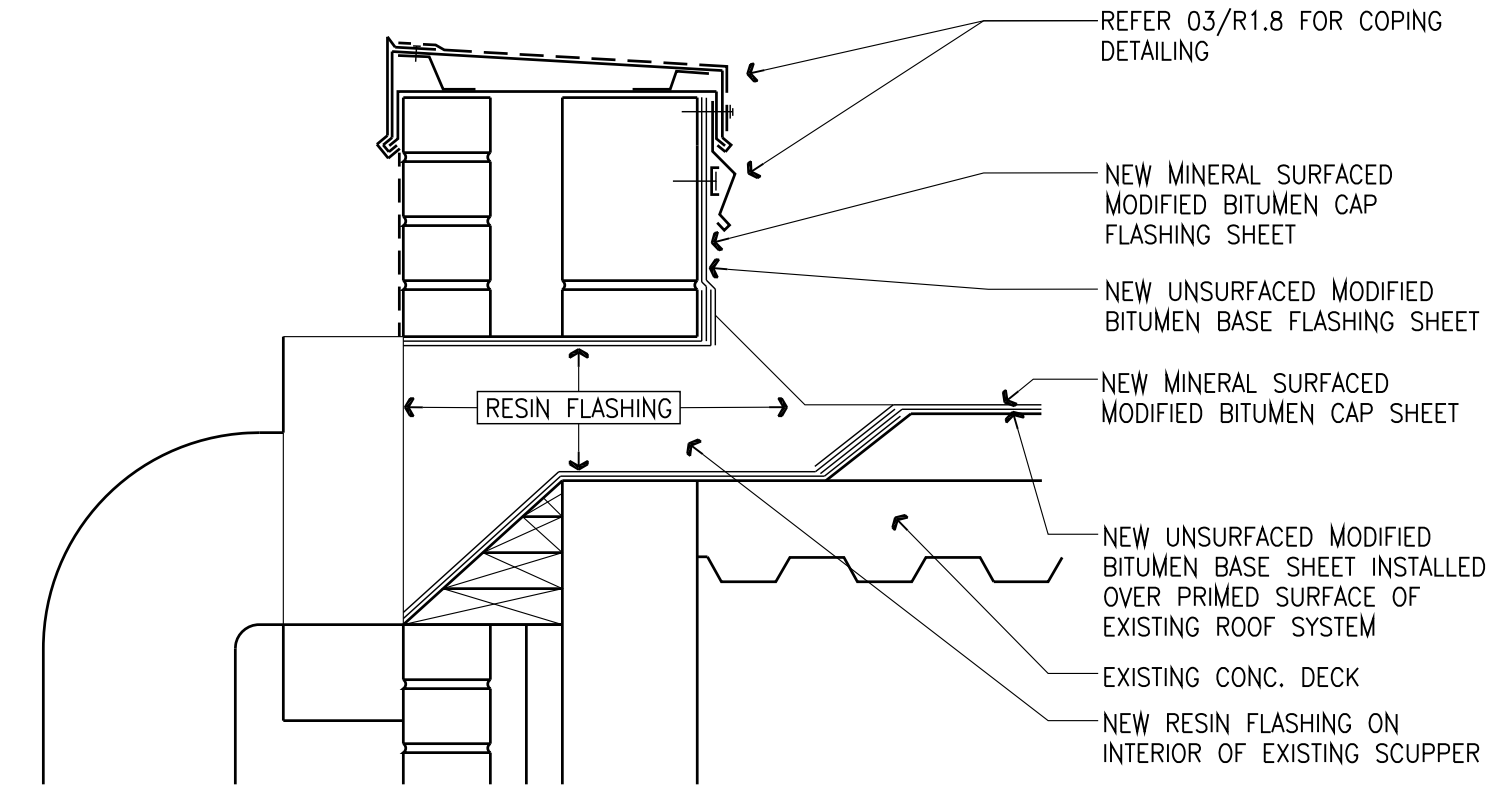
Sheet No. **R1.6**  
14 of 21 Sheets



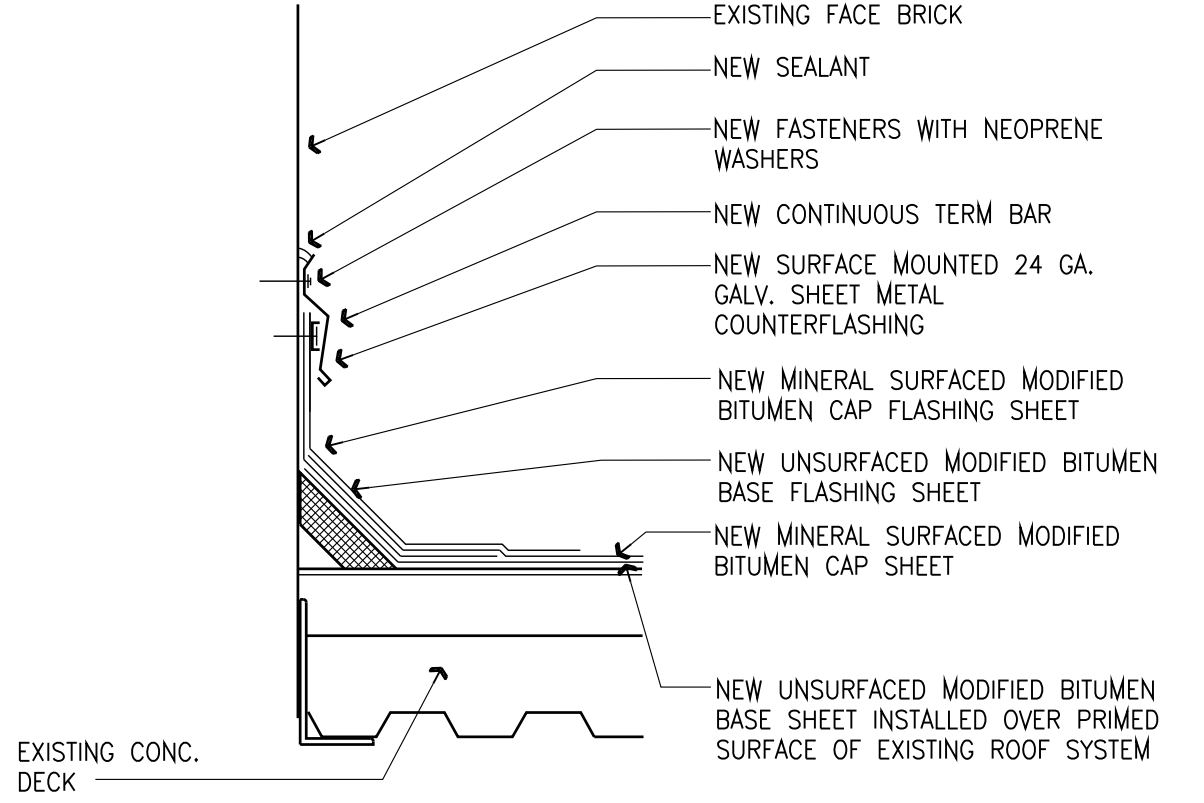
**13 Remedial Patch Repair Detail**  
Scale: 1-1/2" = 1'-0"



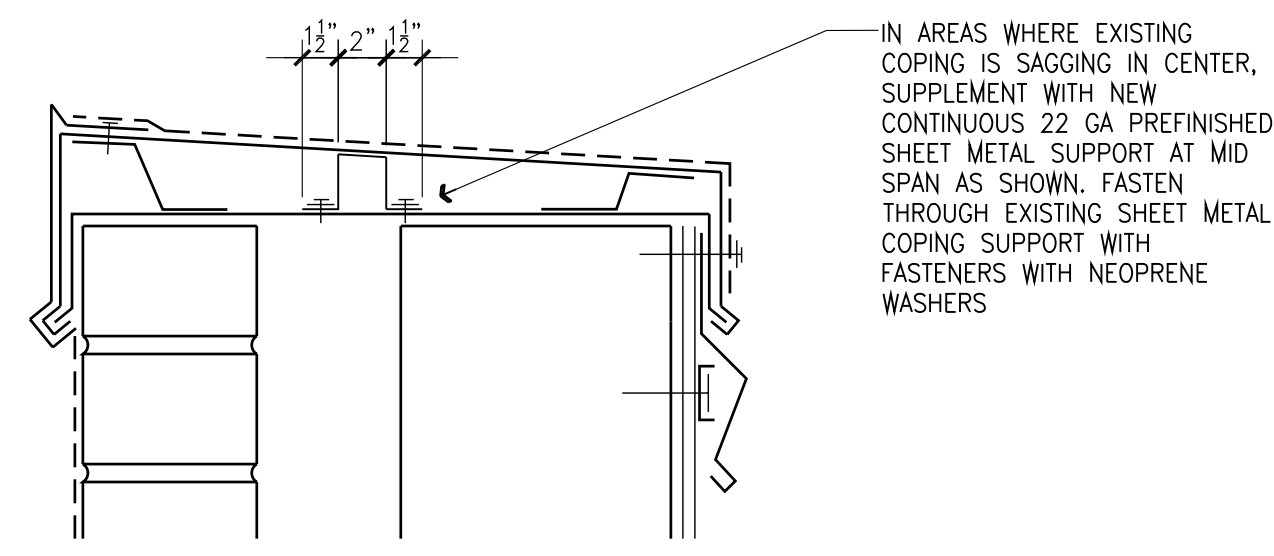
**09 Duct Penetration Detail**  
Scale: 1-1/2" = 1'-0"



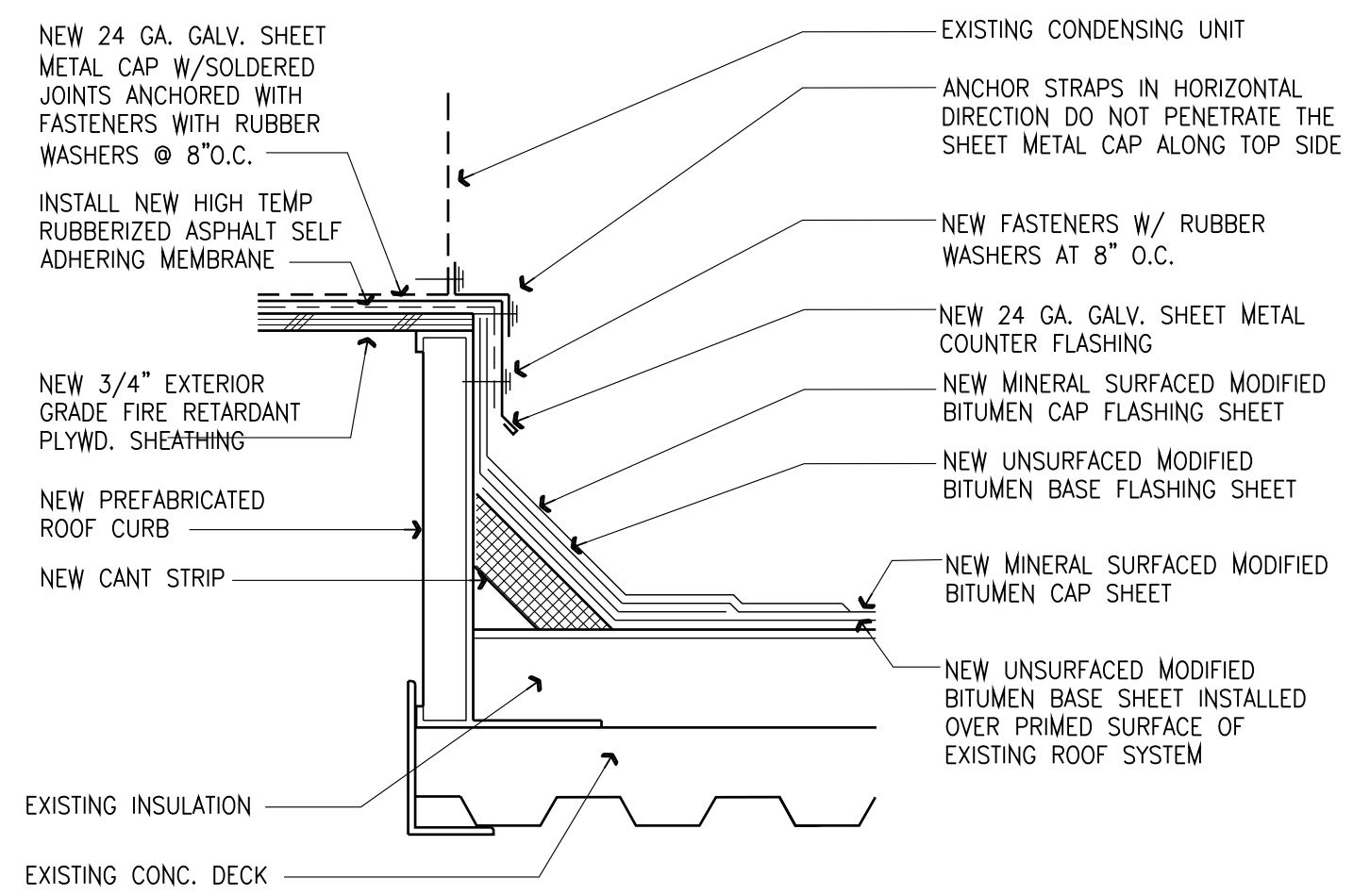
**10 Scupper Detail**  
Scale: 1-1/2" = 1'-0"



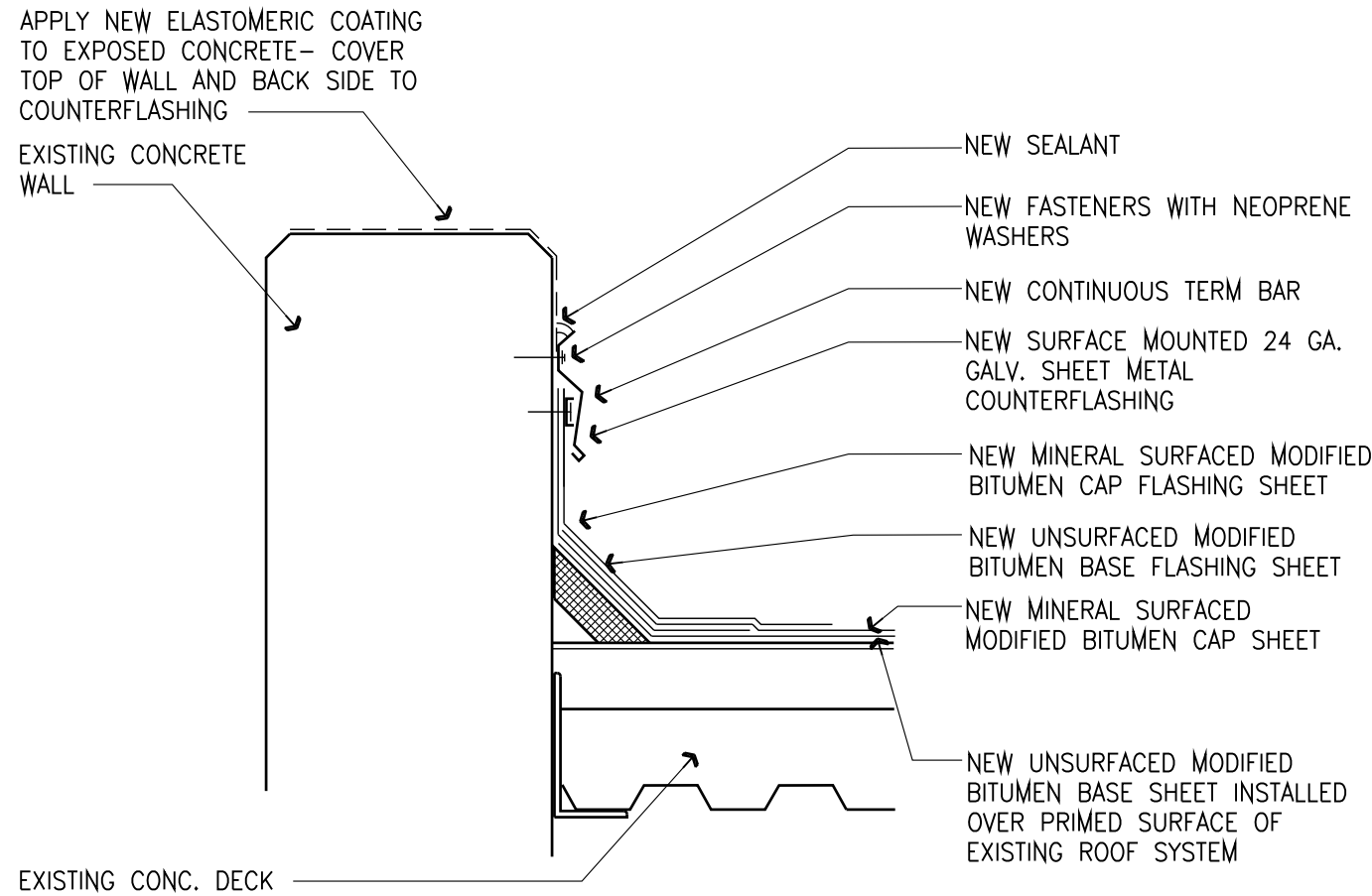
**11 Wall Flashing Detail**  
Scale: 1-1/2" = 1'-0"



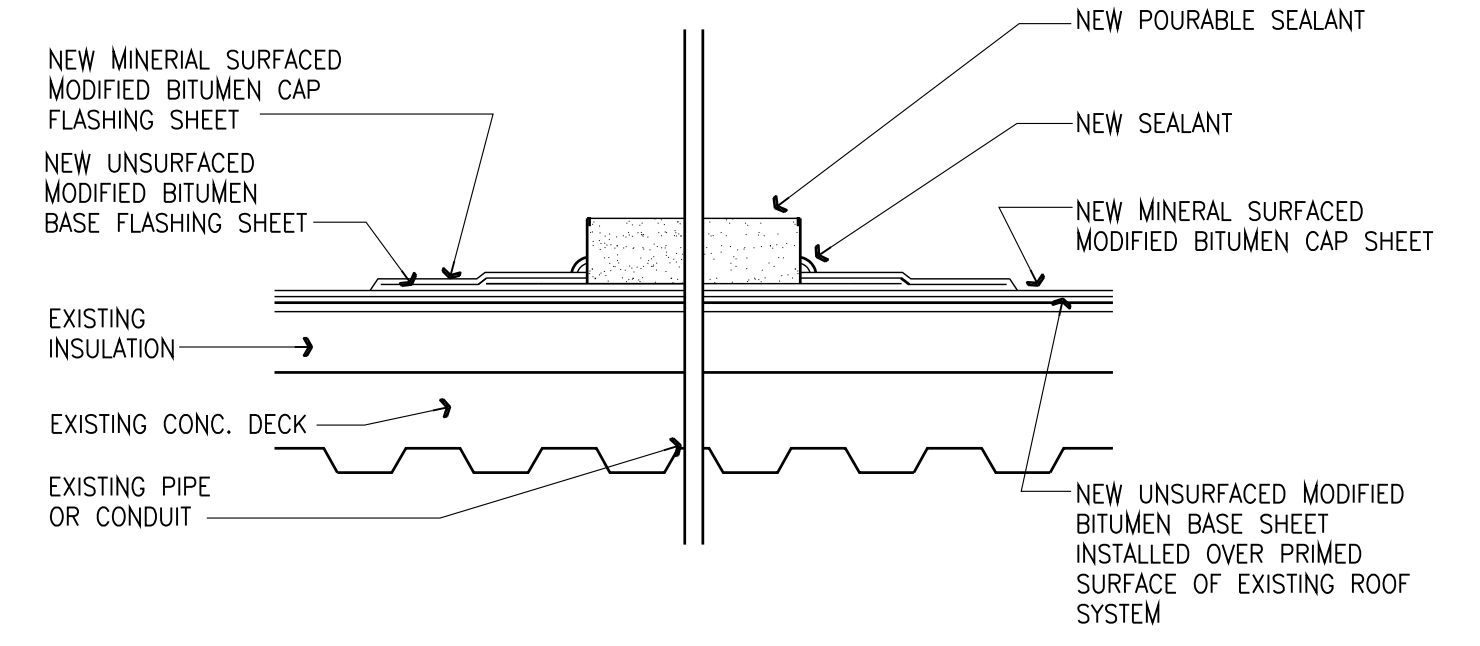
**12 Coping Support Detail**  
Scale: 3" = 1'-0"



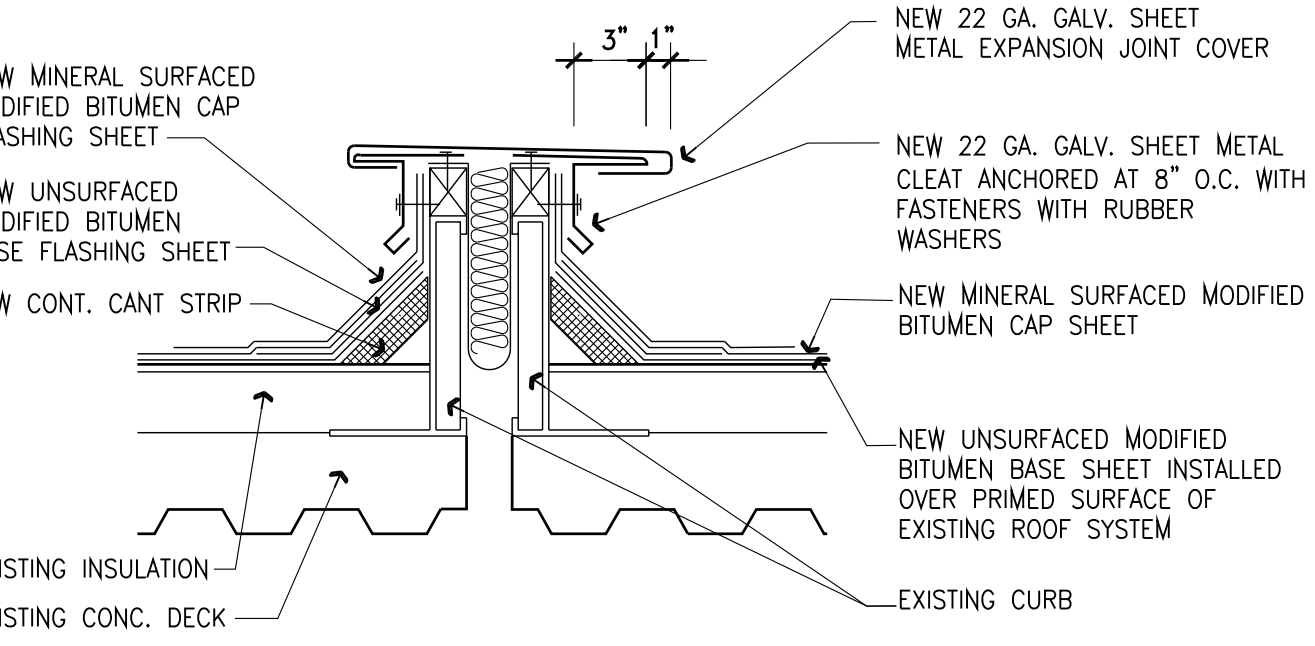
**06 A/C Unit Support Detail**  
Scale: 1-1/2" = 1'-0"



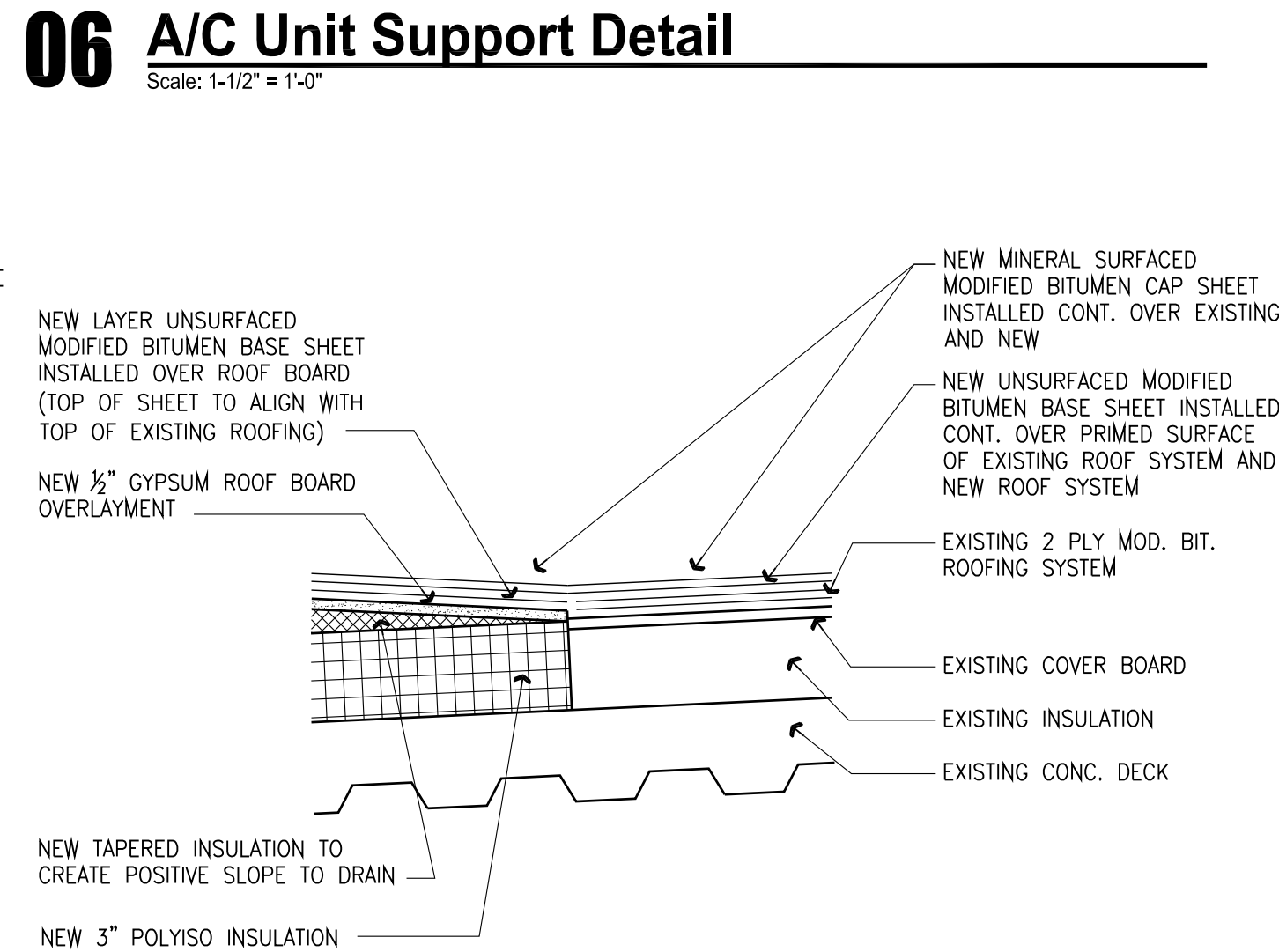
**07 Concrete Parapet Detail**  
Scale: 1-1/2" = 1'-0"



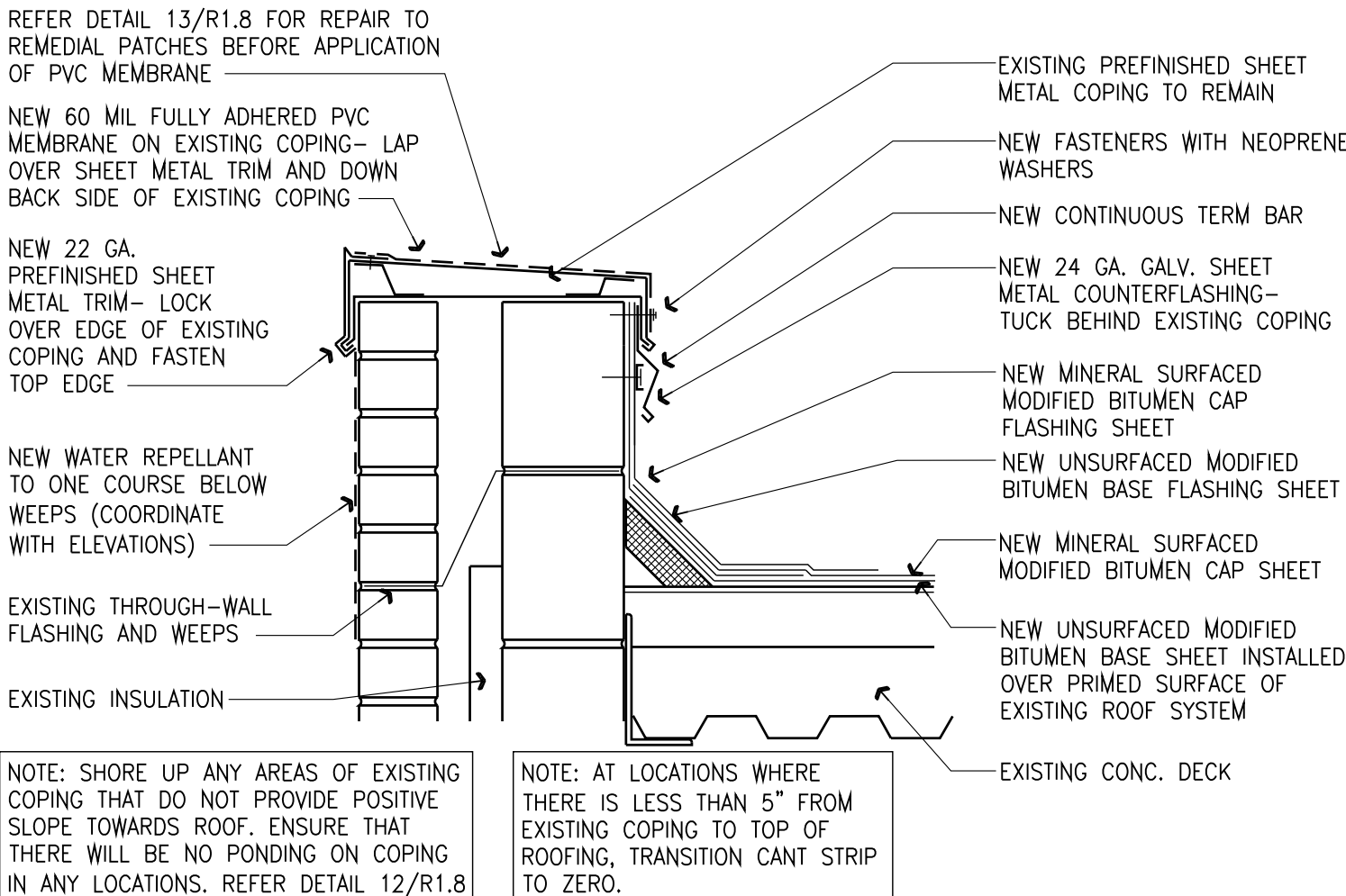
**05 Existing Sealant Pan Detail**  
Scale: 1-1/2" = 1'-0"



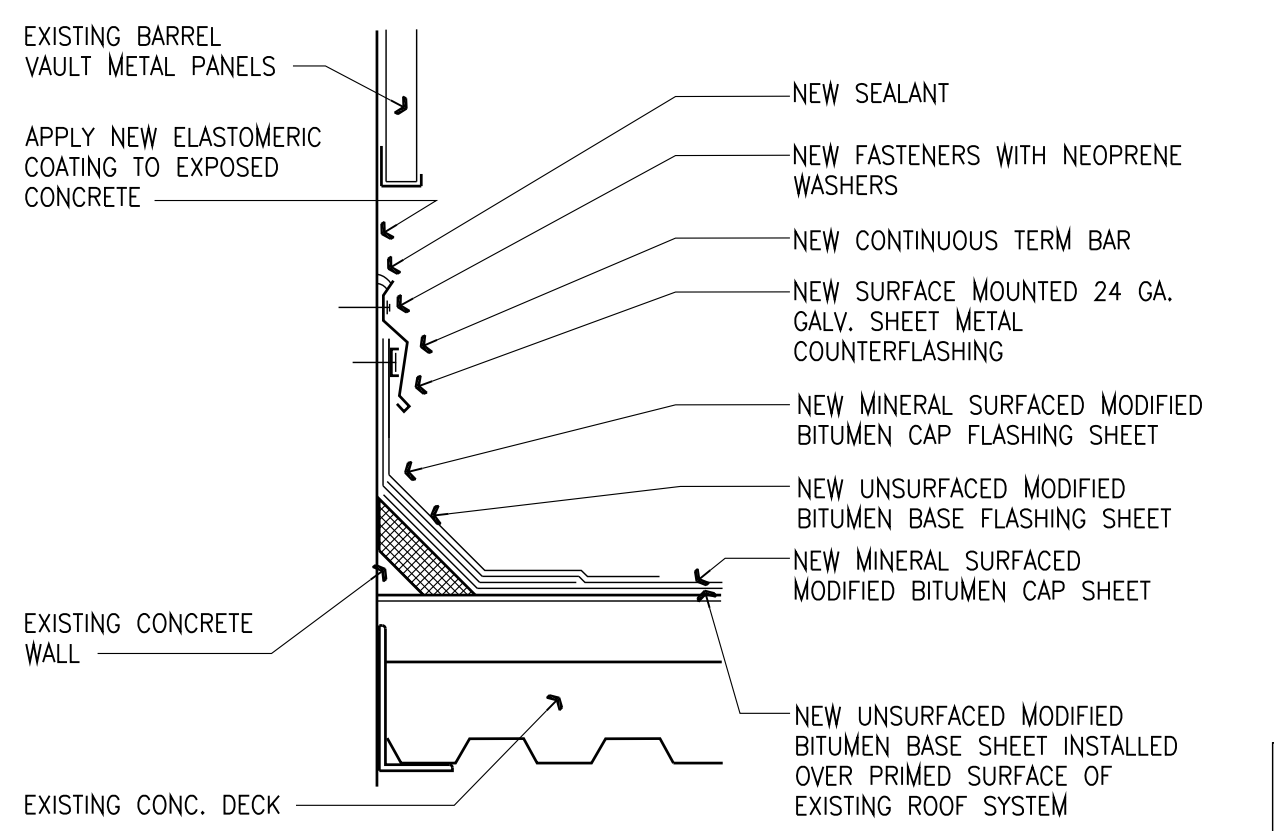
**08 Expansion Joint Detail**  
Scale: 1-1/2" = 1'-0"



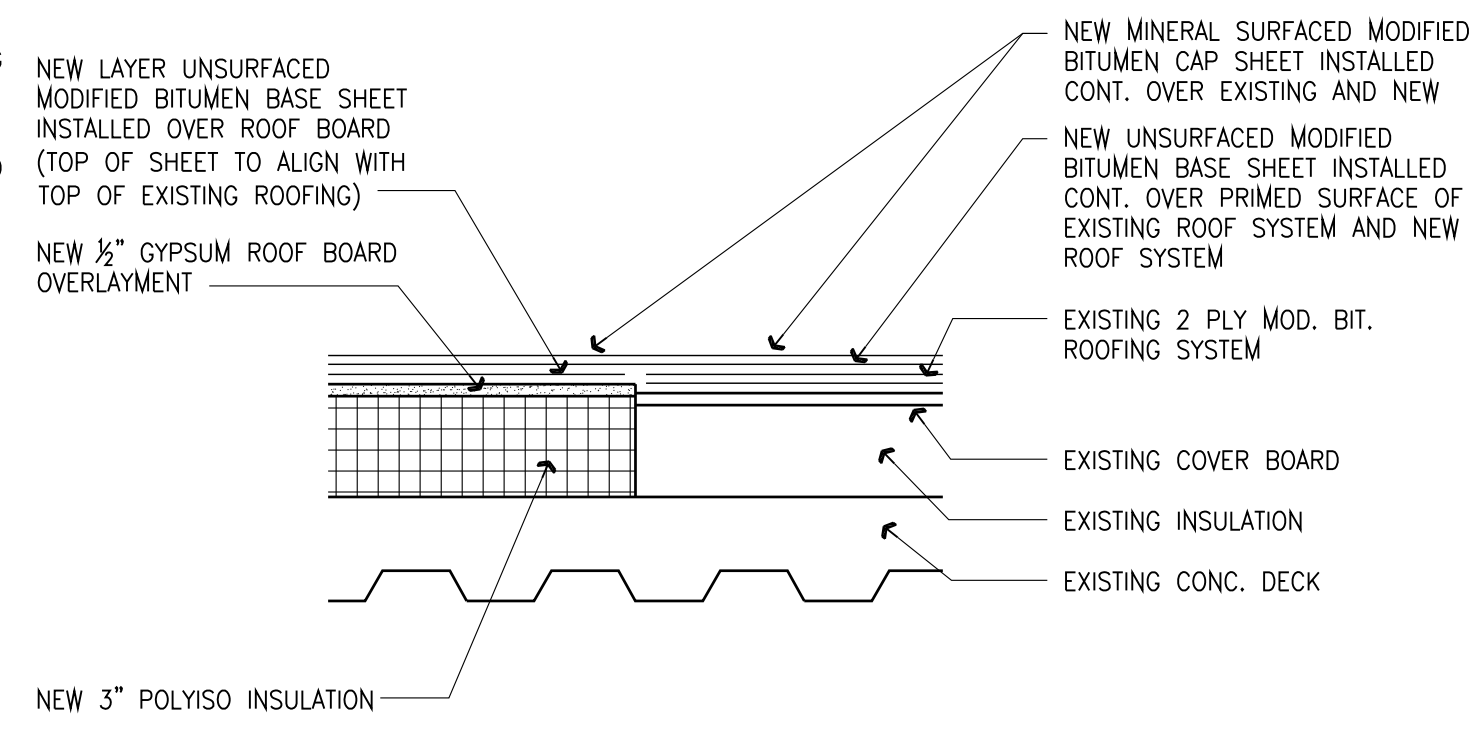
**02 Supplemental Insulation Detail**  
Scale: 1-1/2" = 1'-0"



**03 Typical Parapet Detail**  
Scale: 1-1/2" = 1'-0"



**04 Wall Flashing Detail**  
Scale: 1-1/2" = 1'-0"



**01 Existing Roofing Infill Detail**  
Scale: 1-1/2" = 1'-0"

Roof Recovery  
Collin County Justice Center  
for Collin County  
McKinney, Texas

Drawn By TW  
Checked By TB

Revisions

ADDENDUM 2	10-13-17
ADDENDUM 3	10-19-17

All drawings and written material appearing herein constitute original and unpublished work of the Architect, and may not be used or disclosed without prior written consent of the Architect.  
© 2017 DryTec Moisture Protection Technology Consultants, Inc.

Sheet Title  
**Roof Details**

Project Number 46-17026N  
Scale: AS NOTED  
Date 08/28/17

Sheet No. **R1.8**  
16 of 21 Sheets