



COLLIN COUNTY

Tax Rate Public Hearing

BUDGET 2019



Tax Base Growth

Adjusted Taxable Value





COLLIN COUNTY

Truth-in-Taxation

BUDGET 2019



Effective Tax Rate

\$211,667,400



2017 Adjusted
Total Property Taxes



\$117,082,109,515



2018 Adjusted
Total Property Value



\$ 0.180785



This Year's
Effective Tax Rate

The Effective Tax Rate is a hypothetical property tax rate that would give the county the same amount of total revenue it had in the previous fiscal year on properties taxed in both years.



Operations Effective Tax Rate

\$152,827,096



2017 Adjusted

Operations Property Taxes



\$117,082,109,515



2018 Adjusted

Total Property Value



\$ 0.130530



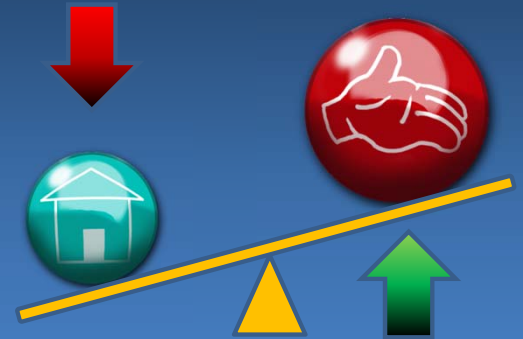
This Year's

Operations Effective Tax Rate

The Operations Effective Tax Rate is a hypothetical property tax rate that would give the county the same amount of operating revenue it had in the previous fiscal year. This give the County the ability to set the Debt Service tax rate at the amount needed to meet our financial obligations



The "Seesaw" Effect



Appraised Property Value



Effective Tax Rate

=



=



Rollback Rate

\$152,827,096



2017
Adjusted Operations
Property Taxes



\$117,082,109,515



2018
Adjusted
Appraisal Value



\$ 0.130530



This Year's
Effective
Operating Rate

\$ 0.130530



This Year's Effective
Operating Rate



108%



The Law



\$ 0.140972



Maximum
Operating Rate



Total Rollback Rate

\$ 0.140972



Maximum
Operating Rate

+

\$ 0.053573



Debt Tax Rate

=

\$ 0.194545



This Year's Total
Rollback Rate



Effective Tax Rates

\$ 0.130530



\$ 0.053573



\$ 0.184103



This Year's
Effective Operating Rate

Debt Tax Rate

Operations Effective Tax Rate
Plus Required Debt Rate

\$ 0.127212



\$ 0.053573



\$ 0.180785



Operating Tax Rate remaining
after meeting our Debt
Obligation

Debt Tax Rate

This Year's Effective
Tax Rate



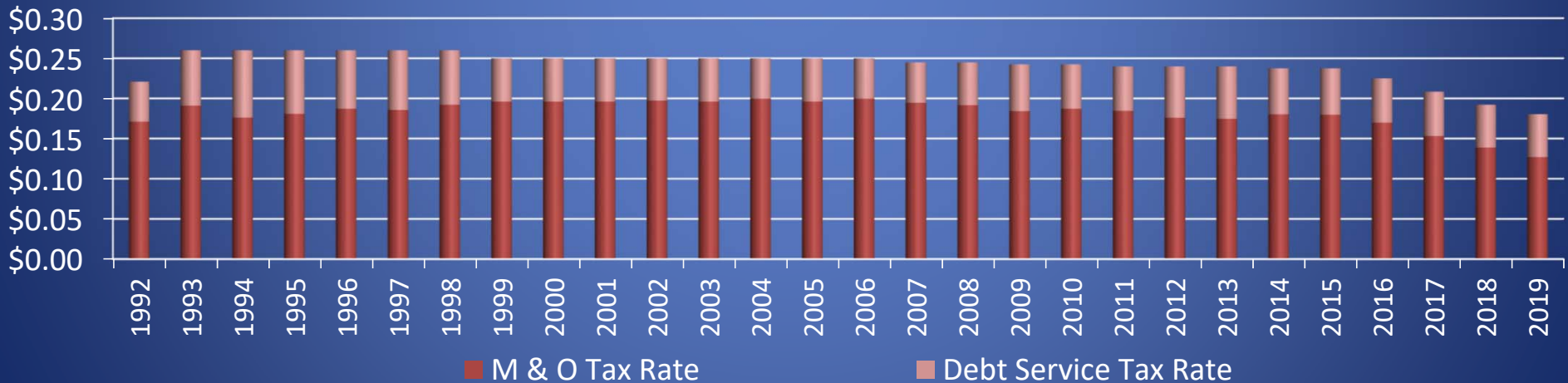
Truth-in-Taxation

| Property Tax Rate Description | FY 2018 Adopted | FY 2019 Proposed Tax Rate |
|---|--------------------------|---------------------------|
| General Fund | \$0.136477 | \$0.126946 |
| Road & Bridge Fund | --- | --- |
| Permanent Improvement Fund | <u>\$0.002319</u> | <u>\$0.000266</u> |
| Total Maintenance & Operating Tax Rate | \$0.138796 | \$0.127212 |
| Debt Service Fund | <u>\$0.053450</u> | <u>\$0.053573</u> |
| Total Property Tax Rate | <u>\$0.192246</u> | <u>\$0.180785</u> |
| Effective Tax Rate | \$0.192246 | \$0.180785 |
| Effective Maintenance & Operating Tax Rate | \$0.141332 | \$0.130530 |
| Rollback Maintenance & Operating Tax Rate | \$0.169851 | \$0.140972 |
| Debt Tax Rate | \$0.053450 | \$0.053573 |
| Effective M & O Tax Rate plus Debt Tax Rate | \$0.194782 | \$0.184103 |
| Rollback Tax Rate | \$0.206088 | \$0.194545 |
| Rollback Tax Rate at 4% | \$0.200435 | \$0.189324 |



Tax Rate

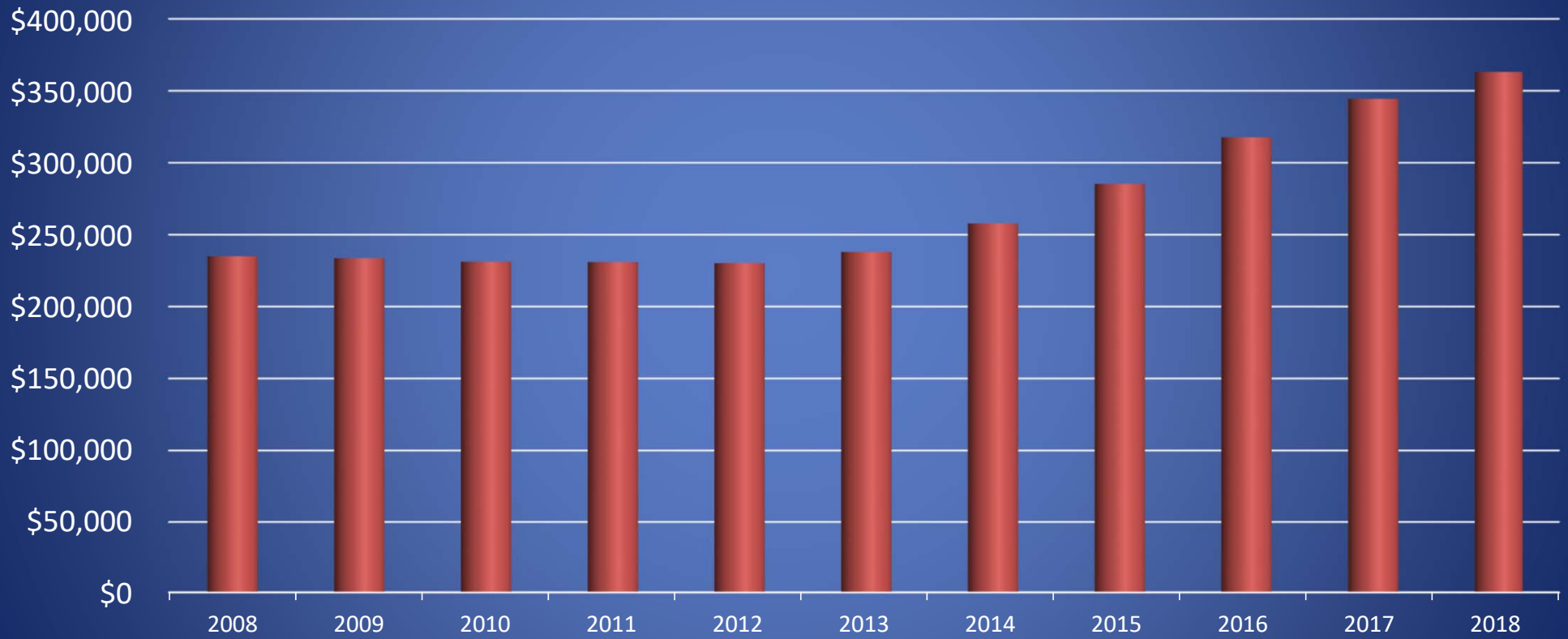
- Current Tax Rate is \$0.192246 per \$100 valuation
- No tax rate increase for twenty-five years
- 5% Homestead Exemption for nine years
- Proposed Tax Rate is \$0.180785 per \$100 valuation





Home Values

Average Home Value



| | 2008 | 2009 | 2010 | 2011 | 2012 | 2013 | 2014 | 2015 | 2016 | 2017 | 2018 |
|------------------------|-----------|-----------|-----------|-----------|-----------|-----------|-----------|-----------|-----------|-----------|-----------|
| Adjusted Taxable Value | \$235,031 | \$233,591 | \$231,192 | \$230,944 | \$230,218 | \$238,030 | \$257,767 | \$285,262 | \$317,599 | \$344,382 | \$363,040 |



Average Collin County Tax Bill

Average Collin County Tax Bill





Average Tax Bill

The following is a property tax analysis for an average homeowner living in Collin County. The average home in Collin County is valued at \$363,040 according to statistics compiled by the Central Appraisal District of Collin County.

| TAXING UNIT | FY 2019 PROPOSED TAX RATE | AVERAGE TAXES |
|----------------|---------------------------|------------------|
| Collin County | \$0.180785 | \$ 623.51 |
| City of Plano | \$0.460300 | \$ 1,336.86 |
| Plano ISD | \$1.439000 | \$ 4,864.40 |
| Collin College | <u>\$0.081222</u> | <u>\$ 290.81</u> |
| Total | \$2.161307 | \$ 7,115.57 |



Plano ISD
68%

City of Plano
19%

Collin County
9%

Collin
College
4%

Note: Utilizes FY 2019 Proposed Tax Rates for other entities



Next Steps

- Monday, September 17, 2018
 - FY 2019 Proposed Budget Public Hearing at 1:30pm in the Jack Hatchell Administration Building, Commissioners Courtroom
 - Adoption of FY 2019 Budget, Tax Rate, Elected Officials Salaries, and Fee Schedule at 1:30 pm, in the Jack Hatchell Administration Building, Commissioners Courtroom



COLLIN COUNTY

Tax Rate Public Hearing

BUDGET 2019