



COLLIN COUNTY

FY 2020 Proposed Budget Public Hearing

BUDGET 2020



2020 General Fund Revenue vs Expenditures



Fiscal Year	Taxes	Other Revenue	Total Revenue	Percent Change
FY 2016	\$159.0	\$25.6	\$184.5	
FY 2017	\$161.3	\$26.1	\$187.3	1.5%
FY 2018	\$166.6	\$30.0	\$196.6	5.0%
FY 2019	\$172.9	\$30.1	\$203.0	3.3%
FY 2020	\$178.8	\$29.0	\$207.9	2.4%

Fiscal Year	Expenditures	One Time Exp.	Total Expenditures	Percent Change
FY 2016	\$175.5	\$7.5	\$183.0	
FY 2017	\$182.3	\$13.5	\$195.8	7.0%
FY 2018	\$196.6	\$40.5	\$237.1	21.1%
FY 2019	\$201.7	\$7.2	\$208.8	-11.9%
FY 2020	\$207.9	\$13.6	\$221.5	6.0%



Road & Bridge Fund Revenue vs Expenditures

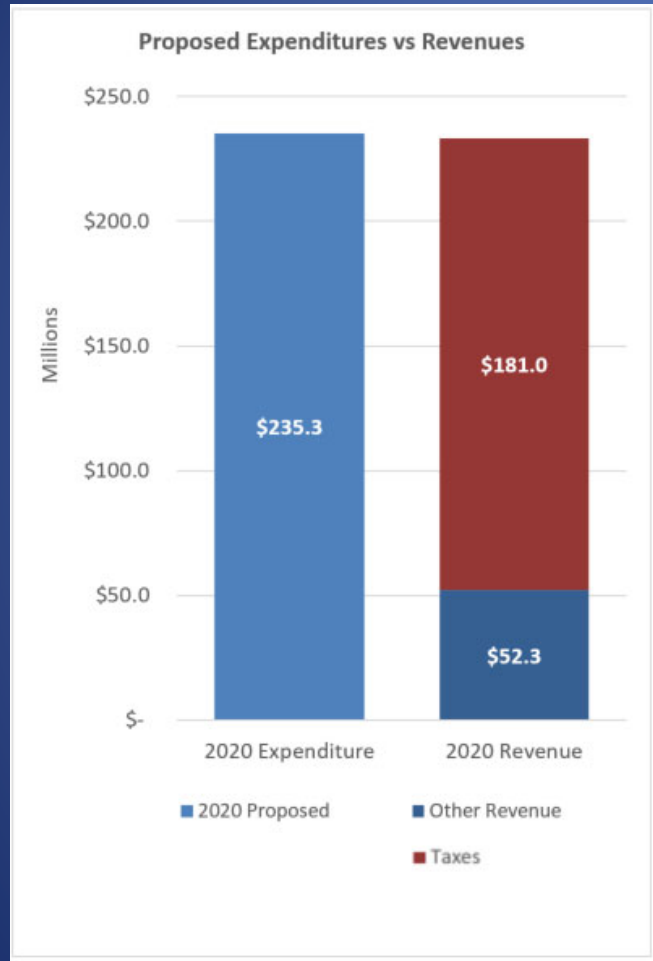


Fiscal Year	Taxes	Other Revenue	Total Revenues	Percent Change
FY 2016	\$3.8	\$18.1	\$21.9	
FY 2017	\$0.4	\$20.2	\$20.7	-5.5%
FY 2018	---	\$21.9	\$21.9	5.9%
FY 2019	---	\$22.1	\$22.1	0.9%
FY 2020	---	\$23.1	\$23.1	4.6%

Fiscal Year	Expenditures	Percent Change
FY 2016	\$23.3	
FY 2017	\$22.7	-2.2%
FY 2018	\$24.3	7.0%
FY 2019	\$24.7	1.4%
FY 2020	\$25.1	2.0%



Permanent Improvement Fund Revenue vs Expenditures

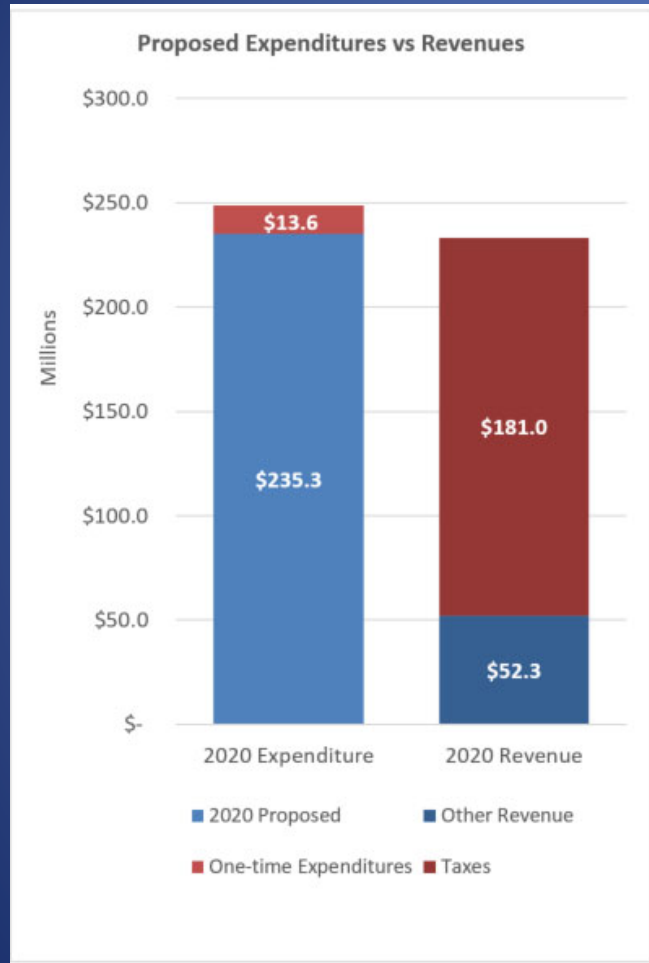


Fiscal Year	Taxes	Other Revenue	Total Revenue	Percent Change
FY 2016		\$0.01	\$0.01	
FY 2017	\$3.2	\$0.02	\$3.2	26,967.3%
FY 2018	\$2.8	\$0.1	\$2.9	-9.9%
FY 2019	\$0.4	\$0.1	\$0.5	-83.8%
FY 2020	\$2.1	\$0.1	\$2.2	374.5%

Fiscal Year	Expenditures	Percent Change
FY 2016	\$3.0	
FY 2017	\$2.8	-5.9%
FY 2018	\$2.8	0.9%
FY 2019	\$2.0	-30.6%
FY 2020	\$2.2	14.3%



Operating Funds Revenue vs Expenditures

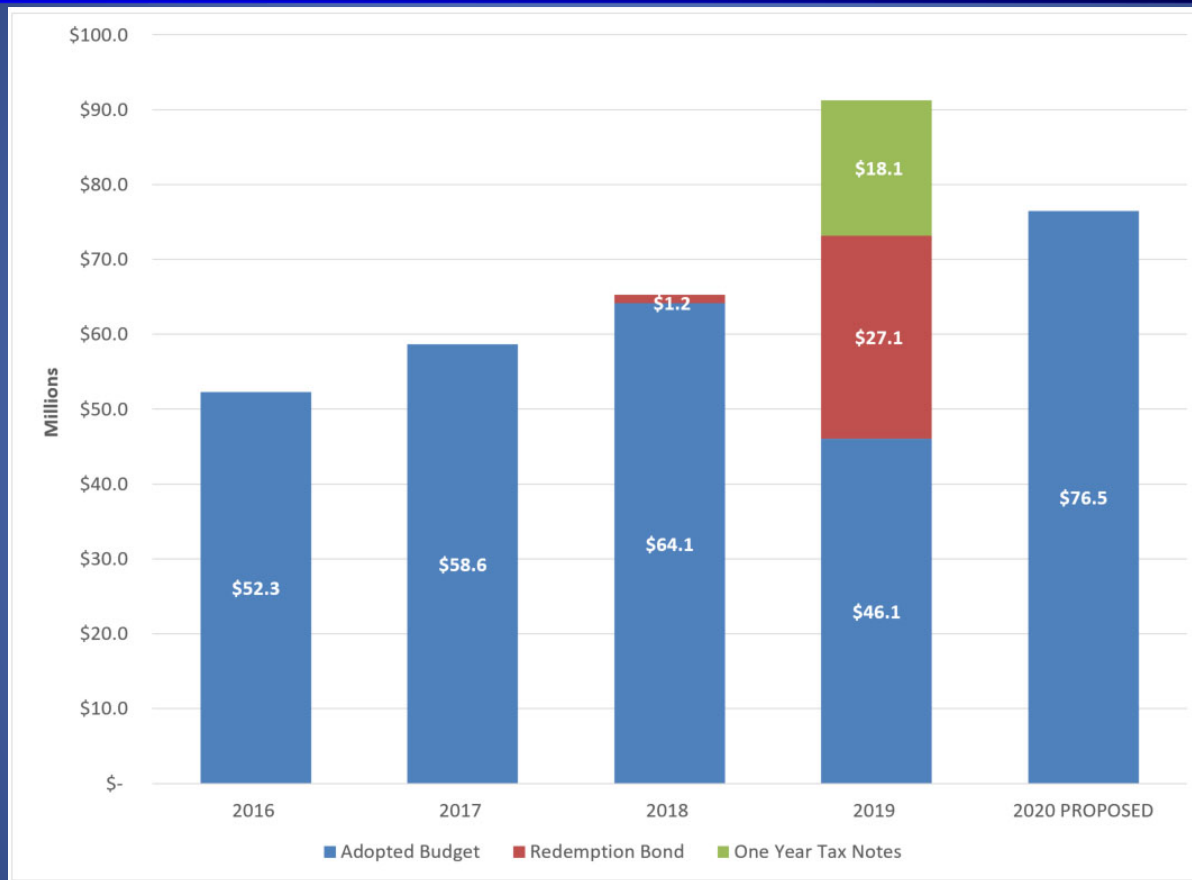


Fiscal Year	Taxes	Other Revenue	Total Revenue	Percent Change
FY 2016	\$162.8	\$43.6	\$206.4	
FY 2017	\$164.9	\$46.3	\$211.2	2.3%
FY 2018	\$169.4	\$52.0	\$221.4	4.8%
FY 2019	\$173.2	\$52.3	\$225.6	1.9%
FY 2020	\$181.0	\$52.3	\$233.2	3.4%

Fiscal Year	Expenditures	One Time Exp.	Total Expenditures	Percent Change
FY 2016	\$201.7	\$7.5	\$209.2	
FY 2017	\$207.8	\$13.5	\$221.4	5.8%
FY 2018	\$223.7	\$40.5	\$264.2	19.4%
FY 2019	\$228.3	\$7.2	\$235.5	-10.9%
FY 2020	\$235.3	\$13.6	\$248.9	5.7%



Remaining Funds Supported by Taxes – Debt Service



	FY 2016	FY 2017	FY 2018	FY 2019	FY 2020
Debt Tax Rate	\$0.055200	\$0.055200	\$0.053450	\$0.053573	\$0.052000



Healthcare Fund Revenue vs Expenditures



Fiscal Year	General Fund Transfer In	Other Revenue	Total Revenue	Percent Change
FY 2016	---	\$1.3	\$1.3	
FY 2017	\$0.5	\$1.3	\$1.8	37.9%
FY 2018	\$3.3	\$1.3	\$4.6	150.5%
FY 2019	\$1.8	\$1.3	\$3.1	-32.8%
FY 2020	\$1.8	\$1.4	\$3.2	5.0%

Fiscal Year	Expenditures	Percent Change
FY 2016	\$4.0	
FY 2017	\$4.3	6.8%
FY 2018	\$4.5	5.0%
FY 2019	\$4.7	3.9%
FY 2020	\$4.7	1.3%



COLLIN COUNTY

FY 2020 Combined Budget Details

BUDGET 2020



Combined Funds Revenue vs Expenditures



Fiscal Year	Taxes	Other Revenue	Total Revenue	Percent Change
FY 2016	\$215.5	\$85.0	\$300.5	
FY 2017	\$224.3	\$96.1	\$320.4	6.6%
FY 2018	\$234.6	\$105.8	\$340.5	6.3%
FY 2019	\$246.1	\$106.0	\$352.1	3.4%
FY 2020	\$257.5	\$108.7	\$366.2	4.0%

Fiscal Year	Expenditures	One Time Exp.	Total Expenditures	Percent Change
FY 2016	\$303.0	\$7.5	\$310.5	
FY 2017	\$315.2	\$13.5	\$328.8	5.9%
FY 2018	\$340.5	\$40.5	\$380.9	15.9%
FY 2019	\$371.1	\$7.2	\$378.3	-0.7%
FY 2019	\$368.3	\$13.6	\$381.9	1.0%



Next Steps

- Motion to Adopted Elected Officials Salaries
- Motion to Adopt the FY 2020 Budget
 - Record Vote
- Motion to Adopt the M&O Tax Rate - \$0.122951
- Motion to Adopt the Debt Service Tax Rate - \$0.052
- Motion to Adopt the Total Combined Tax Rate - \$0.174951
- Motion to Adopt the FY 2020 Fee Schedule
- Motion to Adopt the FY 2020 Committed Fund Balance