


Project Access–Collin County


Annual report to
Collin County Commissioners Court and
Collin County HealthCare Foundation
April 2013



Current Physicians Recruited vs. 2012 Goal

- ▶ **Twelve month Goal** 100 Physicians
- ▶ Actual 108 Physicians
 - 41 Primary Care
 - 67 Specialists
- ▶ **Slots available Goal** 625 Patient Slots--Total
- ▶ Slots available (annual) 861 Patient Slots--Total
 - 338 Primary care Pt's
 - 523 Specialty care Pt's
- ▶ Current Specialty Care being provided: Allergy and Immunology, Cardiology, **Colorectal, Dermatology, Endocrinology, Gastroenterology, General Surgery, Gynecology, Gynecologic Oncology, Nephrology, Neurosurgery**, Ophthalmology, Orthopedic, Otolaryngology, Podiatry, Psychiatry, Plastic Surgery, Pulmonary, Rheumatology, Sleep Medicine, Urogynecology, Urology, **Vascular Surgery** and limited Oncology. Specialists recruited and provided when needed.

* *Specialties acquired in 2012 are highlighted in Blue*



Current Hospitals Providers **and** **2012 Goals**

- ▶ **Twelve Month Hospital goal** **8 hospitals**
- ▶ **Actual** **8 hospitals**
- ▶ **Hospitals:** Baylor Regional Hospital Plano, Baylor Hospital Frisco, Baylor Heart Hospital, THR Presbyterian Hospital Plano, THR Presbyterian Hospital Allen, HCA Medical Center McKinney, HCA Medical Center Plano, Centennial Hospital Frisco.



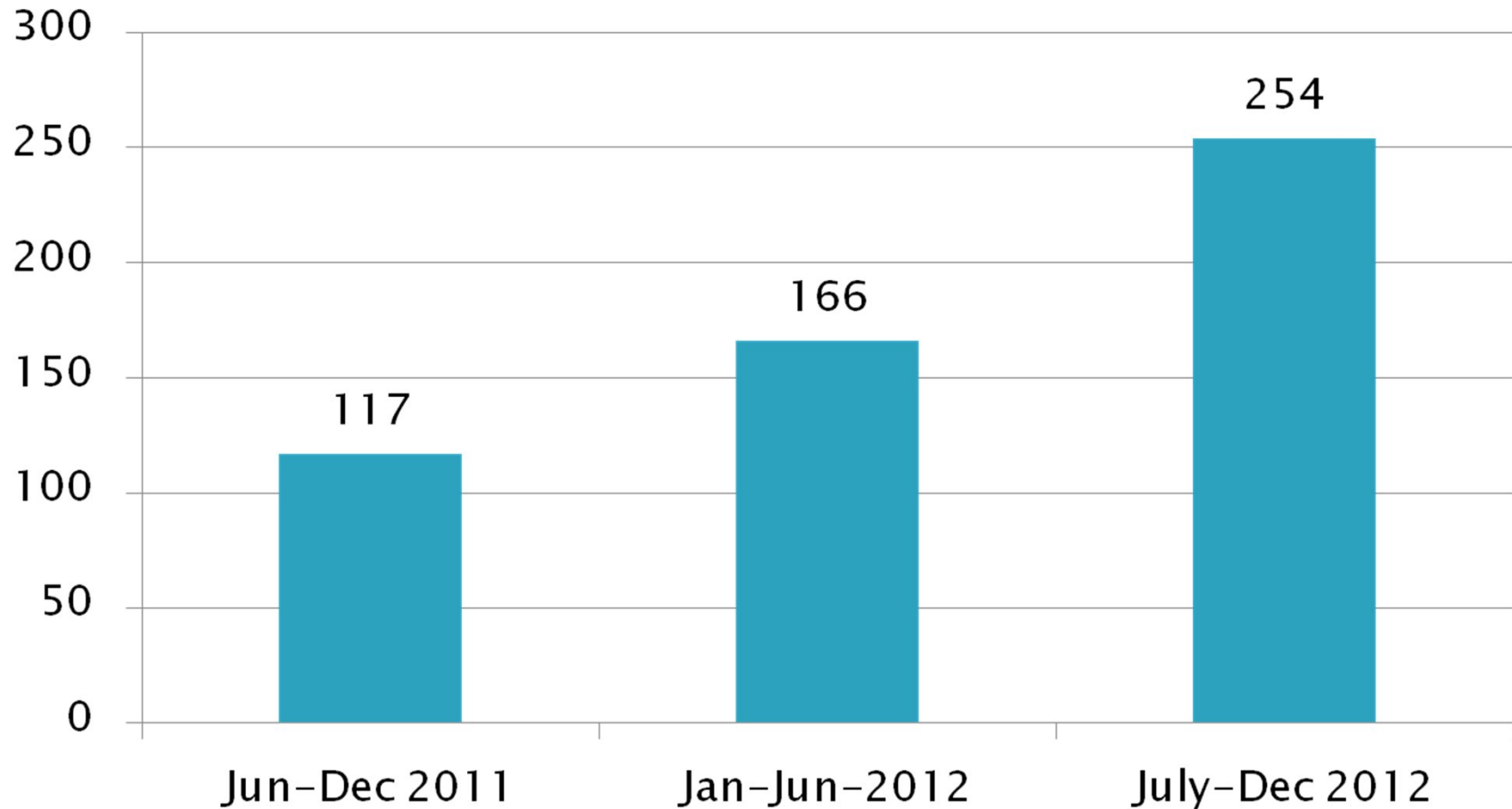
Current Ancillary Providers

- ▶ Ancillary/Diagnostic Centers : [Allen Physical Therapy](#), Clinical Pathology Laboratories, E-Care Frisco, E-Care McKinney, [Envision Imaging](#), [GDAS Cancer Infusion Clinic](#), Legacy Heart Center, Advanced Foot and Ankle Care of North Texas, Premier Foot and Ankle, [North Star Diagnostic Imaging](#), [Omni EEG Lab, Inc.](#), Servant Medical Imaging, [Texas Health Center for Diagnostics and Surgery](#), [The Dallas Center for Sleep Disorders](#), [V Care Home Health and Hospice](#)

▶ ** Ancillary Providers acquired in 2012 are highlighted in Blue*



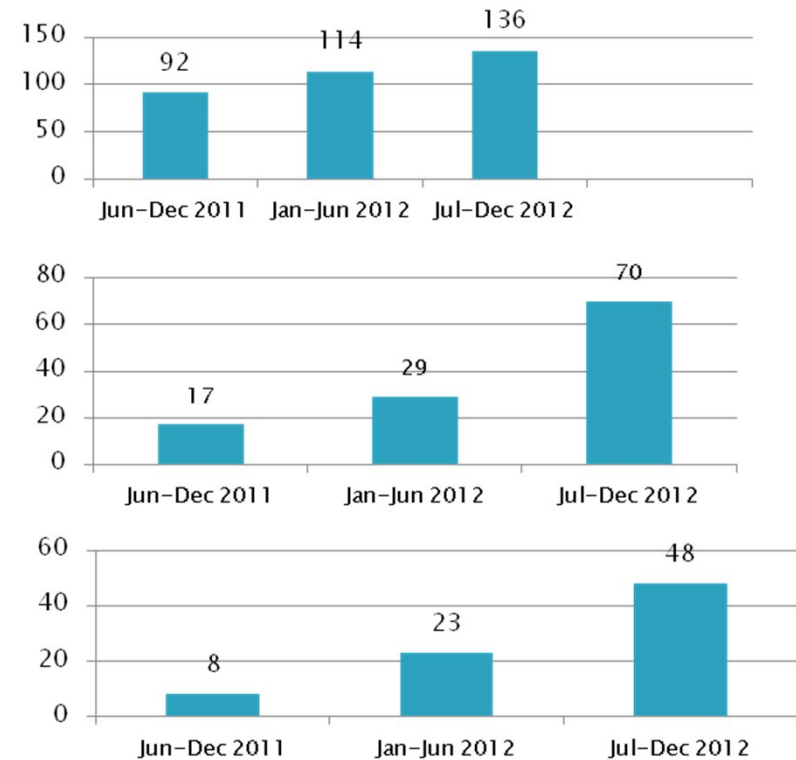
Cumulative PACCC Patients Served



Cumulative PACCC Patient Referrals by Referral Source


- ▶ Referred from County
- ▶ Referred from Physicians
- ▶ Referred from Hospitals
- ▶ Patients subsequently receiving insurance or increase in income

30%




Patient Care Values

- ▶ With 78% of the physician 1500 forms reporting: **\$588,983 in care recorded in 2012**
- ▶ Pharmacy Assistance Secured: **\$88,969**
- ▶ Pharmacy Assistance Paid Out: **\$68,494**
- ▶ Total Care Value for 2012: **\$746,446**



Patient Care Values

- ▶ All patients are assigned to a Primary Care Physician.
- ▶ Additional Services that have been provided
 - Total Ancillary/Diagnostic Procedures scheduled in 2012: **179**
 - Total Referrals to Specialists made in 2012: **181**
 - Total Surgical procedures coordinated in 2012: **22**
- ▶ All surgical, diagnostic and other procedures completed through Hospital Partners and/or PACC Ancillary Providers



PACC Assumptions

- ▶ PACC has offered a real time solution to using the ER as a means to access primary care. The need for uncompensated ER visits has been greatly reduced to approximately 10%.
- ▶ PACC continues to expand considerably beyond its initial pilot program with Village Healthcare.
- ▶ PACC has met and exceeded the 2012 goals.

