



COLLIN COUNTY
JUSTICE COURTS

**Justice Court
Statistics**

COLLIN COUNTY JUSTICE COURTS

Total Civil Cases Filed

- FY2012: 13,600 civil cases
- FY2013: 12,018 civil cases

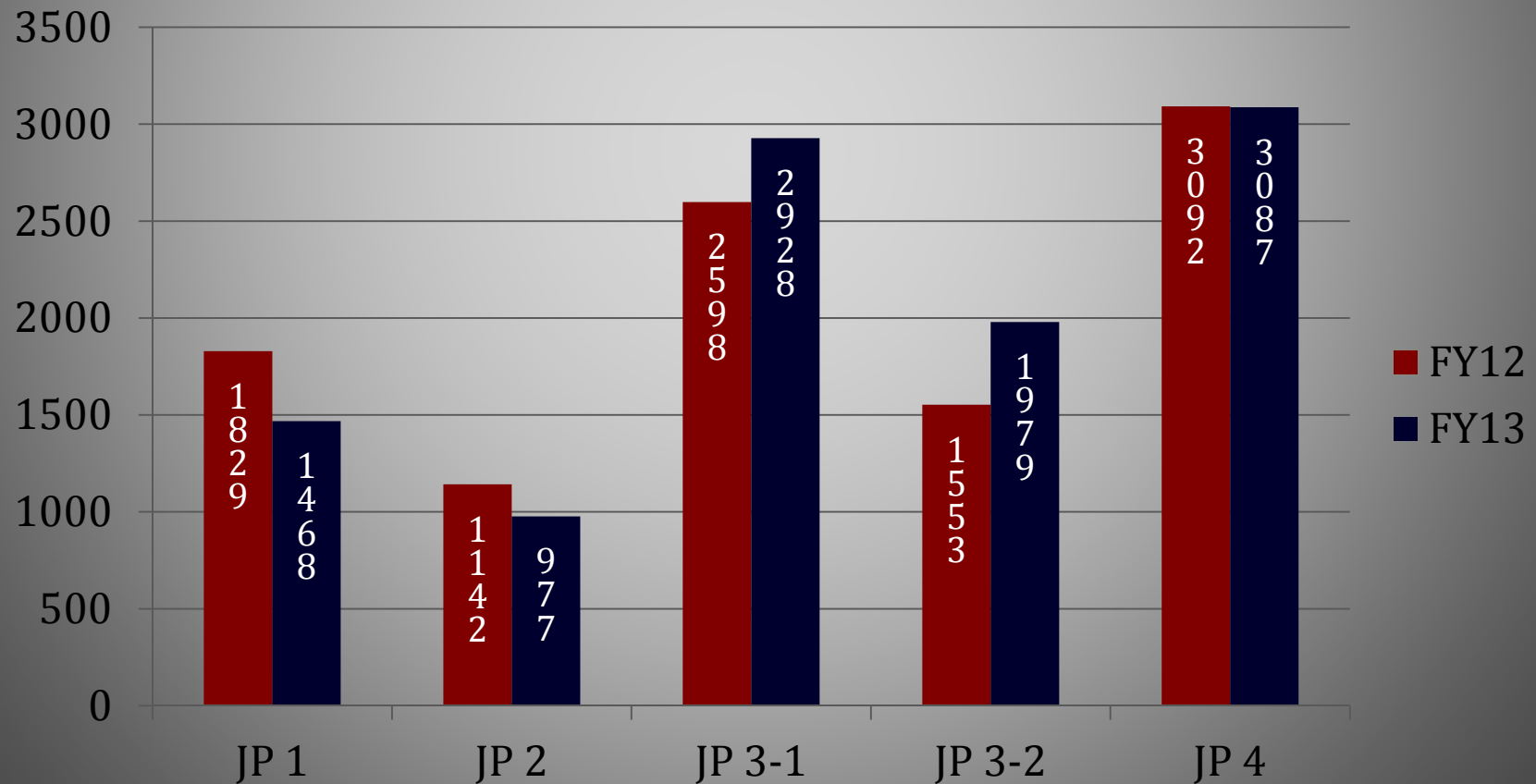
COLLIN COUNTY JUSTICE COURTS

Total Criminal Cases Filed

- FY2012: 31,343 criminal cases
- FY2013: 28,806 criminal cases

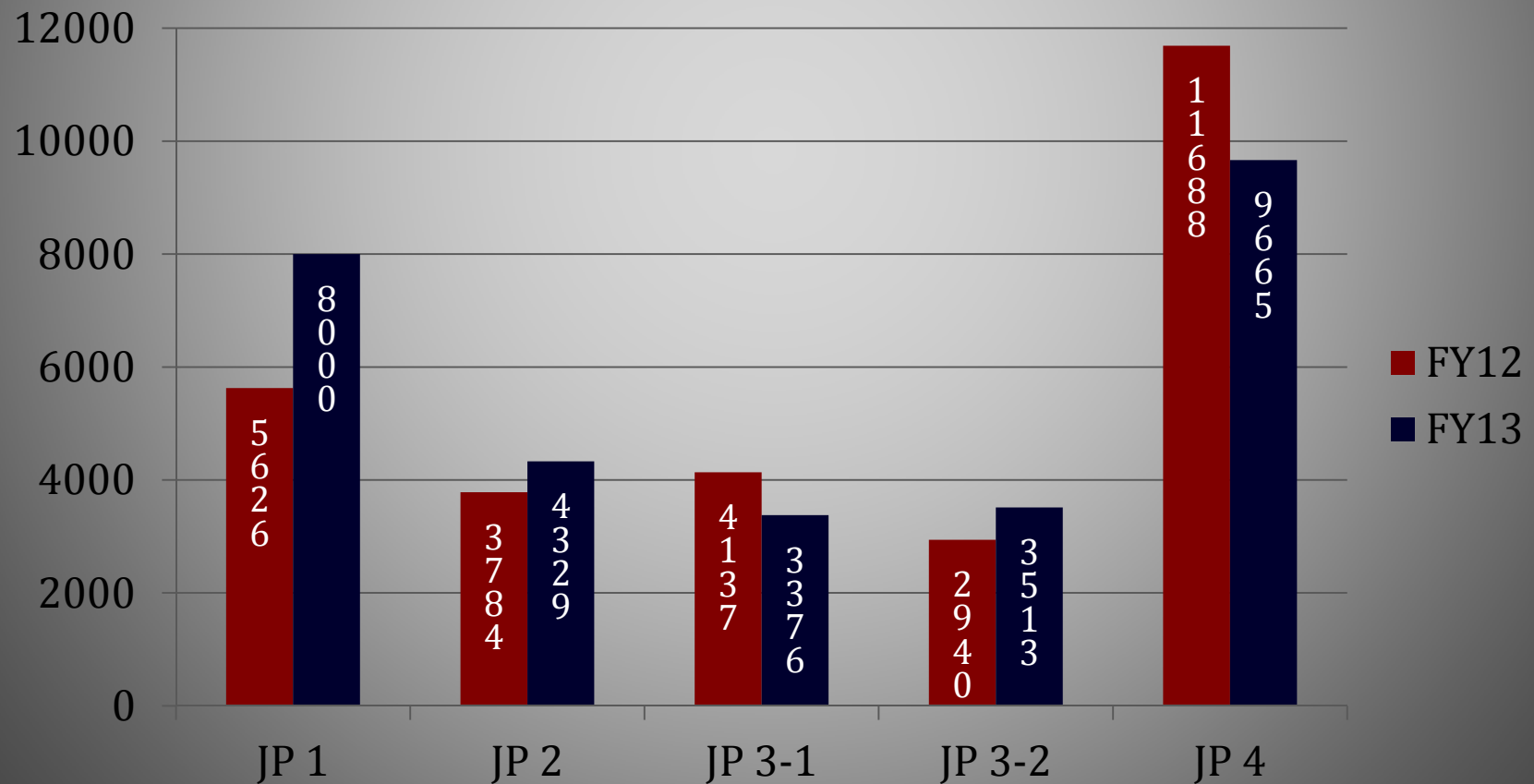
COLLIN COUNTY JUSTICE COURTS

Civil Cases Disposed



COLLIN COUNTY JUSTICE COURTS

Criminal Cases Disposed



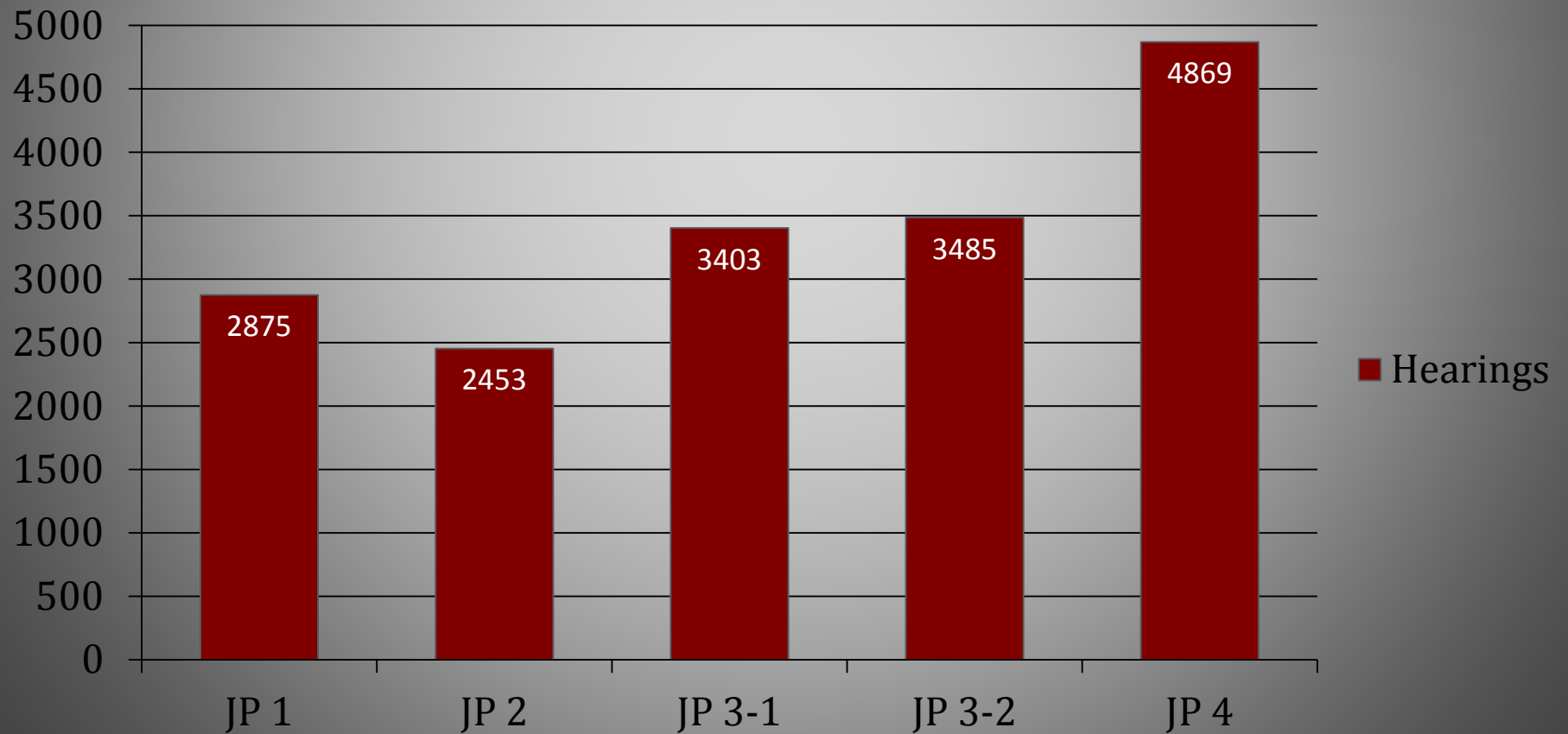


COLLIN COUNTY
JUSTICE COURTS

**FY13 Precinct
Hearings Breakdown**

COLLIN COUNTY JUSTICE COURTS

Hearing Totals



COLLIN COUNTY JUSTICE COURTS

Justice Courts Staff

- 1 Functional Analyst for 5 Courts
 - JP1: 6 staff members
 - JP2: 5 staff members
 - JP3-1: 5 staff members
 - JP3-2: 5 staff members
 - JP4: 6 staff members



COLLIN COUNTY
JUSTICE COURTS

**Justice Court Statistics &
Comparisons**

COLLIN COUNTY JUSTICE COURTS

Collin County FY2000 & FY2013 Justice Court Case Filings

- ★ FY2000: 27,608 Criminal cases filed
★ FY2013: 33,894 Criminal cases filed > 23% Increase
- ★ FY2000: 1,324 Eviction cases filed
★ FY2013: 5,149 Eviction cases filed > 289% Increase
- ★ FY2000: 1,214 Civil Suits filed
★ FY2013: 3,762 Civil Suits filed > 210% Increase
- ★ FY2000: \$2,161,106 total revenue
★ FY2013: \$4,305,789 total revenue > 99% Increase

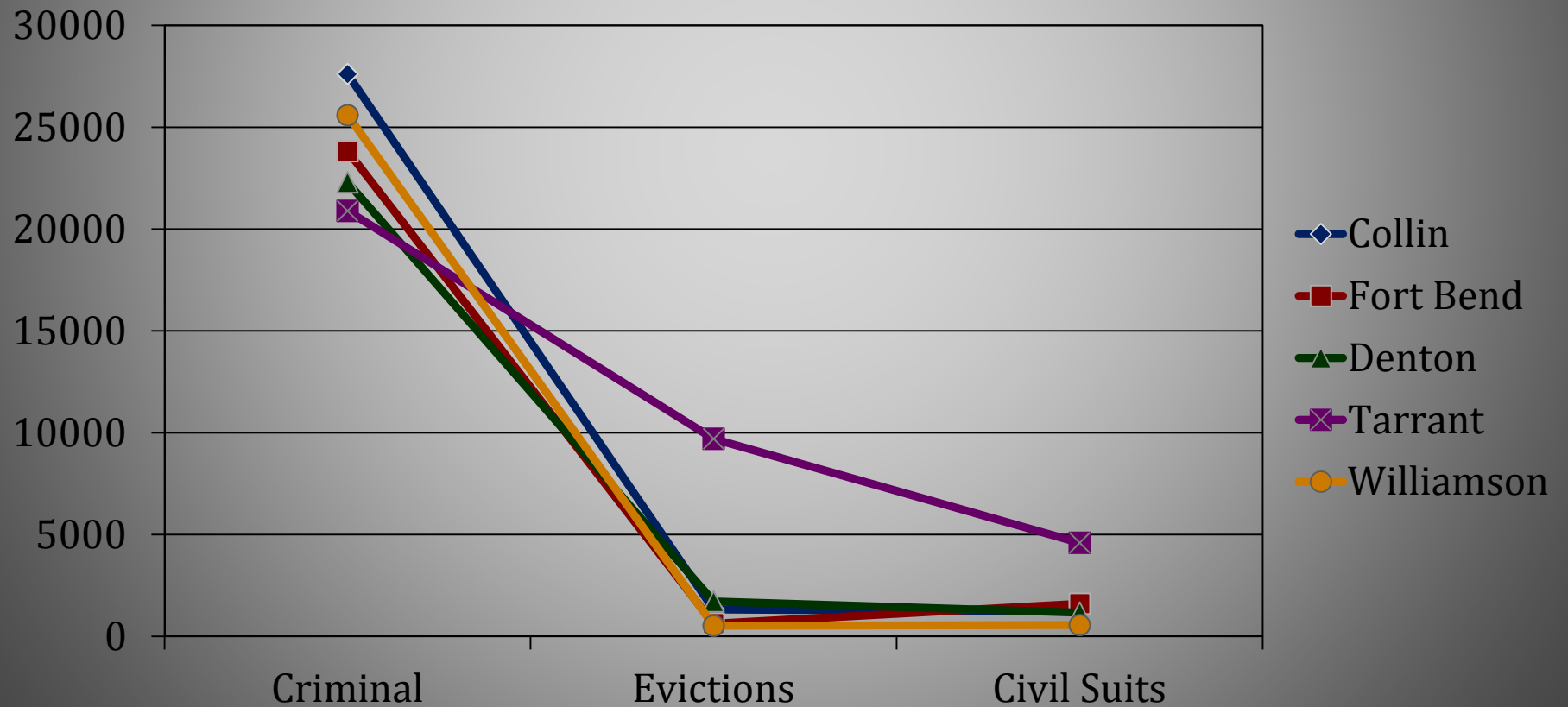
The slide features a dark blue and maroon header with a faint background image of the Texas state seal and a flag. The text 'COLLIN COUNTY JUSTICE COURTS' is written in white, serif, all-caps font. The main body of the slide is a light gray gradient, containing the title 'Justice Court Comparisons' in a large, bold, black serif font.

COLLIN COUNTY JUSTICE COURTS

Justice Court Comparisons

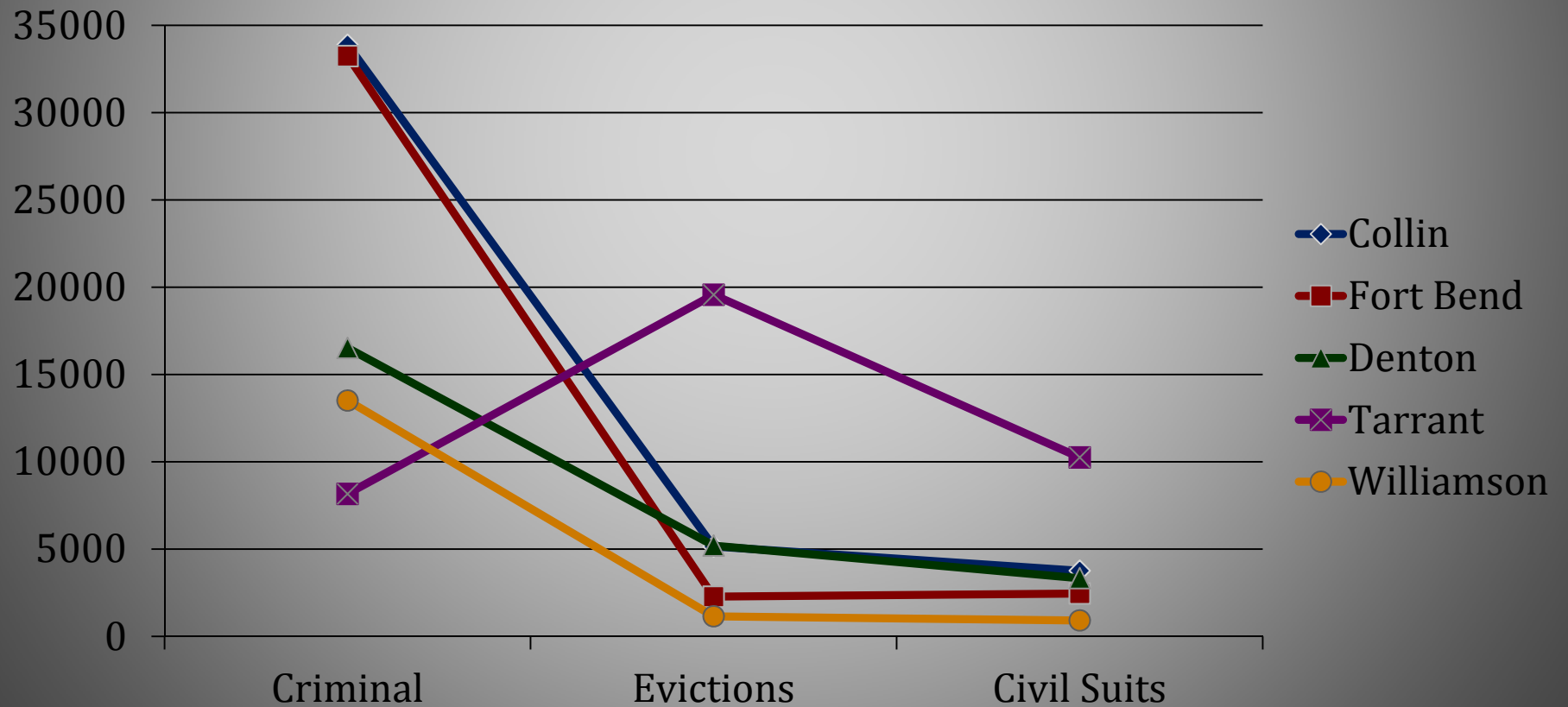
COLLIN COUNTY JUSTICE COURTS

FY2000 Cases Filed County Comparisons



COLLIN COUNTY JUSTICE COURTS

FY2013 Cases Filed County Comparisons



COLLIN COUNTY JUSTICE COURTS

Comparisons

	Population (2012)	No. of Judges	No. of Staff	Avg # Cases per Clerk
Collin	834,642	5	28	1,528
Denton	707,304	6	33	759
Tarrant	1,880,153	8	55	690
Williamson	456,232	4	47	331
Fort Bend	627,293	6	40	949
City of Frisco	121,387	3	13	1,020
City of Plano	269,776	3	35	1,556
City of McKinney	136,067	2	11	1,476
City of Allen	87,473	1	8	1,152