



**Chairman**

Judge  
Veronica Escobar  
*El Paso County*

**Chair Elect**

Judge  
Robert Hebert  
*Fort Bend County*

**Immediate Past Chair**

Commissioner  
Bobbie Mitchell  
*Denton County*

**Vice-Chairmen**

Comm. Tim Brown  
*Bell County*

Judge Ed Emmett  
*Harris County*

Judge Loyd Neal  
*Nueces County*

Judge Glen Whitley  
*Tarrant County*

Judge Dan Gattis  
*Williamson County*

Comm. Kevin Burns  
*Wise County*

**Executive Director**

Donald Lee

**Member Counties**

*Bell ~ Bexar*

*Brazoria ~ Brazos*

*Cameron ~ Chambers*

*Collin ~ Comal*

*Dallas ~ Denton*

*Ector ~ El Paso*

*Fort Bend ~ Galveston*

*Grayson ~ Gregg*

*Harris ~ Hays*

*Hidalgo ~ Jefferson*

*Johnson ~ Kaufman*

*Lubbock ~ McLennan*

*Midland ~ Montgomery*

*Nueces ~ Potter*

*Randall ~ Rockwall*

*San Patricio ~ Smith*

*Tarrant ~ Travis*

*Webb ~ Williamson*

*Wise*

500 West 13<sup>th</sup> Street  
Austin, TX 78701

Phone: 512.476.6174

Fax: 512.476.5122

[www.cuc.org](http://www.cuc.org)

**Texas Conference of Urban Counties Membership Luncheon**

Travis County Building | 700 Lavaca, Austin, TX 78701

**April 5, 2017, 11:45 AM – 2:00 PM**

**AGENDA**

11:45 AM Convene

1. Chairman's Report, Judge Veronica Escobar.
  - a. Special Guest Speaker, Chairman Kel Seliger, Senate President Pro Tempore, Chairman of the Senate Higher Education Committee.
  - b. Special Guest Speaker, Chairman Todd Hunter, Chairman of the House Calendars Committee.
2. Secretary's Report, Judge Loyd Neal. [pg. 2]
3. Treasurer's Report, Commissioner Kevin Burns. [pg. 6]
4. Report on the activities of Public Power Pool, Mr. David Quin. [pg. 13]
5. Report on the TechShare Program, Mr. Charles Gray. [pg. 15]
6. Report on the Intergovernmental Relations Program.
  - a. Report on taxation and revenue issues, Mr. Fred Hill.
  - b. Report on state budget issues, Mr. Angelo Zottarelli.
  - c. Discuss changes made to the Policy Platform by the Policy Committee since the last luncheon, Mr. Donald Lee.
7. Update on Corpus 2018 Urban Counties Education, Policy, and Technology Conference January 10-12, 2018.
8. New Business.

Next Urban Counties Membership Luncheon: **May 10, 2017**

## **Texas Conference of Urban Counties Membership Luncheon**

Travis County | 700 Lavaca, Austin, TX 78701

**March 8, 2017, 12:00 PM – 3:00 PM**

### **MINUTES**

The meeting convened at 12:30 PM

Judge Escobar led the group in a moment of silence in memory of Commissioner Richard Moya.

Guest Speaker, Representative Chris Turner, addressed the group.

Judge Neal presented the Secretary's Report. On a motion by Commissioner Burns and a second by Judge Whitley, the report was approved as presented.

Mr. Mike Reed presented the Treasurer's Report. On a motion by Commissioner Clark and a second by Commissioner Arnold, the report was approved as presented.

Mr. David Quin presented a report on the activities of Public Power Pool.

Mr. Charles Gray presented a report on the TechShare Program.

Mr. Angelo Zottarelli presented a report on state budget issues.

Mr. Fred Hill presented a report on taxation and revenue issues.

Mr. Donald Lee reported changes made to the Policy Platform by the Policy Committee.

RESOLVED by the Texas Conference of Urban Counties Policy Committee that the Taxation section of the Policy Platform is amended as follows:

Support, consistent with current court cases, prohibiting the use of the "dark store theory" in the appraisal of business real property.

RESOLVED by the Texas Conference of Urban Counties Policy Committee that the Taxation section of the Policy Platform is amended as follows:

Support a significant increase in the school homestead exemption and ensure adjustments are made in state funding to schools to account for the exemption.

RESOLVED by the Texas Conference of Urban Counties Policy Committee that the Taxation section of the Policy Platform is amended as follows:

Support increasing the taxable value of income-producing tangible personal property to qualify for an exemption.

RESOLVED by the Texas Conference of Urban Counties Policy Committee that the Juvenile & Criminal Justice section of the Policy Platform is amended as follows:

Require that the creation of new probate investigator positions in a county must be authorized by the county commissioners court.

RESOLVED by the Texas Conference of Urban Counties Policy Committee that the Health and Human Services section of the Policy Platform is amended as follows:

Support the following priorities of the Select Committee on Mental Health:

- a) Early intervention and prevention measures for school-aged children in order to prevent more severe mental health issues;
- b) Strengthening and expanding jail diversion programs;
- c) Addressing the mental health workforce shortages; and
- d) Encouraging approaches to health care that integrate both physical and mental care.

RESOLVED by the Texas Conference of Urban Counties Policy Committee that the Revenue, Budget, & Miscellaneous section of the Policy Platform is amended as follows:

Oppose any proposal that would require voter approval for the expenditure of general fund revenue and certificates of obligation by any county.

RESOLVED by the Texas Conference of Urban Counties Policy Committee that the Revenue, Budget, & Miscellaneous section of the Policy Platform is amended as follows:

Oppose mandated budget reports by counties that do not properly account for independent elected county officials, statutory and constitutional mandates for county funding, or would require significant expenditures to create the report.

RESOLVED by the Texas Conference of Urban Counties Policy Committee that the Revenue, Budget, & Miscellaneous section of the Policy Platform is amended as follows:

Support a Constitutional Amendment prohibiting unfunded mandates on counties.

RESOLVED by the Texas Conference of Urban Counties Policy Committee that the Revenue, Budget, & Miscellaneous section of the Policy Platform is amended as follows:

Oppose new unfunded mandates on DRE equipment.

RESOLVED by the Texas Conference of Urban Counties Policy Committee that the Revenue, Budget, & Miscellaneous section of the Policy Platform is amended as follows:

Support creating an option for commissioners court to have ESDs within their county transition from appointed to elected boards.

RESOLVED by the Texas Conference of Urban Counties Policy Committee that the Revenue, Budget, & Miscellaneous section of the Policy Platform is amended as follows:

Oppose unified primary elections.

RESOLVED by the Texas Conference of Urban Counties Policy Committee that the Revenue, Budget and Miscellaneous section of the Policy Platform is amended as follows:

Oppose provisions that permit the salary of a district judge to exceed the statutory salary cap by the amount of compensation paid for extrajudicial services unless such provisions are permissive at the discretion of commissioners courts.

RESOLVED by the Texas Conference of Urban Counties Policy Committee that the Revenue, Budget and Miscellaneous section of the Policy Platform is amended as follows:

Support retaining the current authority of local governments to bring actions to recover penalties from violators of environmental laws and regulations.

RESOLVED by the Texas Conference of Urban Counties Policy Committee that the Support section of the Policy Platform is amended as follows:

**Expedited Public Information.** Support creation of expedited processes for responding to public information requests as an option for governmental bodies.

RESOLVED by the Texas Conference of Urban Counties Policy Committee that the Support section of the Policy Platform is amended as follows:

**Fireworks Regulation.** Support allowing a county to regulate the sale or use of fireworks.

RESOLVED by the Texas Conference of Urban Counties Policy Committee that the Support section of the Policy Platform is amended as follows:

**Tipping Fees.** Support an increase in municipal solid waste fees and an increased allocation to local projects.

RESOLVED by the Texas Conference of Urban Counties Policy Committee that the Support section of the Policy Platform is amended as follows:

**Behavioral Health Transfers.** Support allowing a peace officer to transfer a mental health detainee to another person on the mental health transport list.

RESOLVED by the Texas Conference of Urban Counties Policy Committee that the Support Section of the Policy Platform is amended as follows:

**Open Meetings Act.** Support amending applicability of the Open Meetings Act to district judges performing management or administrative functions and does not involve adjudication of an individual case. *Webb County.*

RESOLVED by the Texas Conference of Urban Counties Policy Committee that the Support section of the Policy Platform is amended as follows:

**Conformity of Auditor Salaries.** Support requiring the salaries, set by district judges, for the County Auditor and the Auditor's assistants to be consistent with locally adopted pay plans adopted by commissioners court. *Webb County.*

The meeting adjourned at 2:50 PM

---

Judge Loyd Neal  
Vice-Chair Administration

---

Date



**Chairman**

Judge  
Veronica Escobar  
*El Paso County*

**Chair Elect**

Judge  
Robert Hebert  
*Fort Bend County*

**Immediate Past Chair**

Commissioner  
Bobbie Mitchell  
Denton County

**Vice-Chairmen**

Comm. Tim Brown  
*Bell County*

Judge Ed Emmett  
*Harris County*

Judge Loyd Neal  
*Nueces County*

Judge Glen Whitley  
*Tarrant County*

Judge Dan Gattis  
*Williamson County*

Comm. Kevin Burns  
*Wise County*

**Executive Director**

Donald Lee

**Member Counties**

*Bell ~ Bexar*  
*Brazoria ~ Brazos*  
*Cameron ~ Chambers*  
*Collin ~ Comal*  
*Dallas ~ Denton*  
*Ector ~ El Paso*  
*Fort Bend ~ Galveston*  
*Grayson ~ Gregg*  
*Harris ~ Hays*  
*Hidalgo ~ Jefferson*  
*Johnson ~ Kaufman*  
*Lubbock ~ McLennan*  
*Midland ~ Montgomery*  
*Nueces ~ Potter*  
*Randall ~ Rockwall*  
*San Patricio ~ Smith*  
*Tarrant ~ Travis*  
*Webb ~ Williamson*  
*Wise*

500 West 13<sup>th</sup> Street  
Austin, TX 78701

Phone: 512.476.6174

Fax: 512.476.5122

[www.cuc.org](http://www.cuc.org)

April 5, 2017

To: Urban Counties Members

From: Kevin Burns, Vice Chair of Finance

Re: **Consider Urban Counties Financial Statements**

**Background:**

The financial statements for the current fiscal year through February 28, 2017 are attached.

Budget numbers presented in the Budget versus Actual comparison are compiled from the CUC member approved budget and the TechShare project budgets, as set in their respective ILAs and approved by the counties participating in the development of those projects.

For the fiscal year to date as of February 28, 2017, the Association had a net income.

These statements are unaudited and incomplete.

**Texas Conference of Urban Counties**  
**Statement of Position**  
**As of February 28, 2017**

Unaudited

	<u>Feb 28, 17</u>
<b>ASSETS</b>	
<b>Current Assets</b>	
Checking/Savings	7,901,760.04
Accounts Receivable	1,301,512.09
Other Current Assets	199,289.53
<b>Total Current Assets</b>	<u>9,402,561.66</u>
<b>Fixed Assets</b>	101,920.34
<b>TOTAL ASSETS</b>	<u><u>9,504,482.00</u></u>
<b>LIABILITIES &amp; EQUITY</b>	
<b>Liabilities</b>	
<b>Current Liabilities</b>	
Accounts Payable	290,324.31
Credit Cards	13,494.36
<b>Other Current Liabilities</b>	
22000 · Deferred Revenue	
22101 · Membership Dues	290,383.35
22102 · Registration Fees	2,550.00
22103 · Sponsorship	1,500.00
22200 · Fees for Service - FFS	5,804,308.68
<b>Total 22000 · Deferred Revenue</b>	<u>6,098,742.03</u>
23000 · Accrued Comp & Benefits	84,055.03
23200 · Accrued Taxes	3,879.33
24000 · Agency Liability	
24100 · TechShare.AL Under Audit	87,190.35
24200 · TechShare.Court	1,257,087.47
24300 · TechShare.Indigent Defense	295,766.27
24600 · TechShare.Prosecutor	28,413.56
24900 · IGR	5,000.00
<b>Total 24000 · Agency Liability</b>	<u>1,673,457.65</u>
<b>Total Other Current Liabilities</b>	<u>7,860,134.04</u>
<b>Total Current Liabilities</b>	<u>8,163,952.71</u>
<b>Total Liabilities</b>	8,163,952.71
<b>Equity</b>	
30000 · Opening Bal Equity	271,113.20
31000 · Net Assets - Activity	752,811.23
Net Income	316,604.86
<b>Total Equity</b>	<u>1,340,529.29</u>
<b>TOTAL LIABILITIES &amp; EQUITY</b>	<u><u>9,504,482.00</u></u>

03/28/2017  
Accrual Basis

**Texas Conference of Urban Counties**  
**Statement of Activity Budget vs. Actual**  
**October 2016 through February 2017**

Unaudited

	Policy		TIHCA		General		Total TechShare		TOTAL	
	Oct '16 - Feb 17	Budget	Oct '16 - Feb 17	Budget	Oct '16 - Feb 17	Budget	Oct '16 - Feb 17	Budget	Oct '16 - Feb 17	Budget
<b>Income</b>										
<b>41000 · Association Services Fees (rev)</b>	177,517.43	182,530.81	0.00		0.00		0.00		177,517.43	182,530.81
<b>42000 · Dues</b>	207,416.65	207,416.65	15,200.00	6,250.00	0.00		0.00		222,616.65	213,666.65
<b>43000 · Event Revenue</b>	91,605.00	115,000.00	33,580.00	30,000.00	0.00		0.00		125,185.00	145,000.00
<b>44000 · Fees -TechShare Indirect Costs</b>	0.00		0.00		0.00		0.00	0.00	0.00	0.00
<b>45000 · Fees for Services</b>	0.00		0.00		0.00		5,093,800.32	4,749,605.80	5,093,800.32	4,749,605.80
<b>46000 · Interest Income</b>	0.00		41.35	35.00	740.46	1,041.69	50.53	0.00	832.34	1,076.69
<b>47000 · Other Revenues</b>	14,203.60	15,000.00	0.00		21.55	0.00	0.00	0.00	14,225.15	15,000.00
<b>Total Income</b>	<u>490,742.68</u>	<u>519,947.46</u>	<u>48,821.35</u>	<u>36,285.00</u>	<u>762.01</u>	<u>1,041.69</u>	<u>5,093,850.85</u>	<u>4,749,605.80</u>	<u>5,634,176.89</u>	<u>5,306,879.95</u>
<b>Gross Profit</b>	490,742.68	519,947.46	48,821.35	36,285.00	762.01	1,041.69	5,093,850.85	4,749,605.80	5,634,176.89	5,306,879.95
<b>Expense</b>										
<b>51000 · Direct Program Expenses</b>										
<b>51010 · Assn. Services Fee</b>	0.00		0.00		0.00		177,517.43	182,530.85	177,517.43	182,530.85
<b>51030 · Depreciation</b>	0.00		0.00		0.00		0.00	0.00	0.00	0.00
<b>51100 · Staffing</b>	220,309.93	276,804.56	2,549.68	2,850.00	0.00		2,873,681.04	2,830,385.00	3,096,540.65	3,110,039.56
<b>51200 · Other Expenses</b>	9,959.09	12,583.31	0.00		0.00		1,462.62	39,168.35	11,421.71	51,751.66
<b>51300 · Meetings</b>	103,145.15	123,125.00	41,913.42	34,425.00	0.00		9,135.86	19,041.65	154,194.43	176,591.65
<b>51400 · Travel</b>	27.54	2,395.81	57.35		0.00		28,385.72	28,627.40	28,470.61	31,023.21
<b>51500 · IT Systems</b>	0.00		0.00		0.00		440,083.51	364,416.70	440,083.51	364,416.70
<b>51600 · UBIT Tax</b>	0.00	500.00	0.00		0.00		0.00		0.00	500.00
<b>Total 51000 · Direct Program Expenses</b>	<u>333,441.71</u>	<u>415,408.68</u>	<u>44,520.45</u>	<u>37,275.00</u>	<u>0.00</u>		<u>3,530,266.18</u>	<u>3,464,169.95</u>	<u>3,908,228.34</u>	<u>3,916,853.63</u>
<b>52000 · Indirect Expenses</b>										
<b>52010 · Association Services Fees</b>	0.00		0.00		0.00		0.00	0.00	0.00	0.00
<b>52020 · Accounting Fees</b>	0.00		0.00		8,000.00	9,583.31	0.00		8,000.00	9,583.31
<b>52030 · Depreciation</b>	0.00		0.00		1,705.53	2,500.00	27,767.98	29,166.70	29,473.51	31,666.70
<b>52100 · Staffing</b>	0.00		0.00		419,028.03	489,370.47	517,996.53	451,772.50	937,024.56	941,142.97
<b>52200 · Other Expenses</b>	0.00		0.00		87,893.07	100,447.94	291,345.71	286,981.25	379,238.78	387,429.19
<b>52300 · Meetings</b>	0.00		0.00		15,090.61	11,458.38	28,173.78	26,989.60	43,264.39	38,447.98
<b>52400 · Travel</b>	0.00		0.00		1,173.42	1,458.31	21,835.94	13,998.30	23,009.36	15,456.61
<b>52500 · IT Systems</b>	0.00		0.00		5,578.76	20,833.31	7,099.44	13,125.00	12,678.20	33,958.31
<b>52600 · Taxes</b>	0.00		0.00		4,067.03	2,083.31	0.00		4,067.03	2,083.31
<b>52700 · Fees &amp; Insurance</b>	0.00		0.00		8,616.87	9,625.00	0.00	10,416.65	8,616.87	20,041.65
<b>Total 52000 · Indirect Expenses</b>	<u>0.00</u>		<u>0.00</u>		<u>551,153.32</u>	<u>647,360.03</u>	<u>894,219.38</u>	<u>832,450.00</u>	<u>1,445,372.70</u>	<u>1,479,810.03</u>
<b>60001 · General Class Assessment</b>	130,724.39	162,516.65	4,953.54	5,821.25	-550,391.31	-646,318.35	378,684.37	434,076.70	-36,029.01	-43,903.75
<b>60002 · TS Indirect Assessment</b>	0.00		0.00		0.00		0.00	0.40	0.00	0.40
<b>66900 · Reconciliation Discrepancies</b>	0.00		0.00		0.00		0.00		0.00	0.00
<b>Total Expense</b>	<u>464,166.10</u>	<u>577,925.33</u>	<u>49,473.99</u>	<u>43,096.25</u>	<u>762.01</u>	<u>1,041.68</u>	<u>4,803,169.93</u>	<u>4,730,697.05</u>	<u>5,317,572.03</u>	<u>5,352,760.31</u>
<b>Net Income</b>	<u><u>26,576.58</u></u>	<u><u>-57,977.87</u></u>	<u><u>-652.64</u></u>	<u><u>-6,811.25</u></u>	<u><u>0.00</u></u>	<u><u>0.01</u></u>	<u><u>290,680.92</u></u>	<u><u>18,908.75</u></u>	<u><u>316,594.86</u></u>	<u><u>of 16 -45,880.36</u></u>



**Texas Conference of Urban Counties**  
**Statement of Activity Budget vs. Actual**  
**October 2016 through February 2017**

Unaudited

	Total Juvenile (TechShare)		Total Court (TechShare)		Total Prosecutor (TechShare)		Total Indigent Defense (TechShare)		TechShare Indirect (TechShare)		Total TechShare	
	Oct '16 - Feb 17	Budget	Oct '16 - Feb 17	Budget	Oct '16 - Feb 17	Budget	Oct '16 - Feb 17	Budget	Oct '16 - Feb 17	Budget	Oct '16 - Feb 17	Budget
<b>Income</b>												
41000 · Association Services Fees (rev)	0.00		0.00		0.00		0.00		0.00		0.00	
42000 · Dues	0.00		0.00		0.00		0.00		0.00		0.00	
43000 · Event Revenue	0.00		0.00		0.00		0.00		0.00		0.00	
44000 · Fees -TechShare Indirect Costs	0.00		0.00	0.00	0.00		0.00		0.00		0.00	0.00
45000 · Fees for Services	1,293,861.91	1,258,091.65	2,406,559.67	2,459,802.90	1,169,558.95	845,371.65	223,819.79	186,339.60	0.00		5,093,800.32	4,749,605.80
46000 · Interest Income	50.53	0.00	0.00		0.00		0.00		0.00		50.53	0.00
47000 · Other Revenues	0.00		0.00		0.00		0.00		0.00	0.00	0.00	0.00
<b>Total Income</b>	<b>1,293,912.44</b>	<b>1,258,091.65</b>	<b>2,406,559.67</b>	<b>2,459,802.90</b>	<b>1,169,558.95</b>	<b>845,371.65</b>	<b>223,819.79</b>	<b>186,339.60</b>	<b>0.00</b>	<b>0.00</b>	<b>5,093,850.85</b>	<b>4,749,605.80</b>
<b>Gross Profit</b>	<b>1,293,912.44</b>	<b>1,258,091.65</b>	<b>2,406,559.67</b>	<b>2,459,802.90</b>	<b>1,169,558.95</b>	<b>845,371.65</b>	<b>223,819.79</b>	<b>186,339.60</b>	<b>0.00</b>	<b>0.00</b>	<b>5,093,850.85</b>	<b>4,749,605.80</b>
<b>Expense</b>												
51000 · Direct Program Expenses												
51010 · Assn. Services Fee	51,754.47	50,323.75	93,536.97	98,392.10	32,225.99	33,815.00	0.00		0.00		177,517.43	182,530.85
51030 · Depreciation	0.00		0.00	0.00	0.00	0.00	0.00		0.00		0.00	0.00
51100 · Staffing	573,323.95	663,960.85	1,604,686.57	1,659,677.90	484,570.40	374,227.15	211,100.12	132,519.10	0.00		2,873,681.04	2,830,385.00
51200 · Other Expenses	1,108.26	3,000.00	141.41	2,833.35	212.95	29,584.95	0.00	3,750.05	0.00		1,462.62	39,168.35
51300 · Meetings	1,188.99	4,250.00	5,714.95	9,166.65	1,955.22	4,375.00	276.70	1,250.00	0.00		9,135.86	19,041.65
51400 · Travel	10,150.68	4,122.45	13,524.49	19,367.50	4,653.85	5,137.45	56.70		0.00		28,385.72	28,627.40
51500 · IT Systems	236,935.72	228,375.00	45,402.76	10,000.00	150,197.70	106,666.70	7,547.33	19,375.00	0.00		440,083.51	364,416.70
51600 · UBIT Tax	0.00		0.00		0.00		0.00		0.00		0.00	
<b>Total 51000 · Direct Program Expenses</b>	<b>874,462.07</b>	<b>954,032.05</b>	<b>1,763,007.15</b>	<b>1,799,437.50</b>	<b>673,816.11</b>	<b>553,806.25</b>	<b>218,980.85</b>	<b>156,894.15</b>	<b>0.00</b>		<b>3,530,266.18</b>	<b>3,464,169.95</b>
52000 · Indirect Expenses												
52010 · Association Services Fees	0.00		0.00	0.00	0.00	0.00	0.00		0.00	0.00	0.00	0.00
52020 · Accounting Fees	0.00		0.00		0.00		0.00		0.00		0.00	
52030 · Depreciation	0.00		0.00		0.00		0.00		27,767.98	29,166.70	27,767.98	29,166.70
52100 · Staffing	0.00		0.00		0.00		0.00		517,996.53	451,772.50	517,996.53	451,772.50
52200 · Other Expenses	0.00		0.00		0.00		0.00		291,345.71	286,981.25	291,345.71	286,981.25
52300 · Meetings	0.00		0.00		0.00		0.00		28,173.78	26,989.60	28,173.78	26,989.60
52400 · Travel	0.00		0.00		0.00		0.00		21,835.94	13,998.30	21,835.94	13,998.30
52500 · IT Systems	0.00		0.00		0.00		0.00		7,099.44	13,125.00	7,099.44	13,125.00
52600 · Taxes	0.00		0.00		0.00		0.00		0.00		0.00	
52700 · Fees & Insurance	0.00		0.00		0.00		0.00		0.00	10,416.65	0.00	10,416.65
<b>Total 52000 · Indirect Expenses</b>	<b>0.00</b>		<b>0.00</b>	<b>0.00</b>	<b>0.00</b>	<b>0.00</b>	<b>0.00</b>		<b>894,219.38</b>	<b>832,450.00</b>	<b>894,219.38</b>	<b>832,450.00</b>
60001 · General Class Assessment	71,253.43	96,614.15	171,064.02	231,949.60	131,527.98	96,187.10	4,838.94	9,325.85	0.00		378,684.37	434,076.70
60002 · TS Indirect Assessment	190,818.14	197,520.40	408,110.97	422,445.85	295,290.27	194,586.65	0.00	17,897.50	-894,219.38	-832,450.00	0.00	0.40
66900 · Reconciliation Discrepancies	0.00		0.00		0.00		0.00		0.00		0.00	
<b>Total Expense</b>	<b>1,136,533.64</b>	<b>1,248,166.60</b>	<b>2,342,182.14</b>	<b>2,453,832.95</b>	<b>1,100,634.36</b>	<b>844,580.00</b>	<b>223,819.79</b>	<b>184,117.50</b>	<b>0.00</b>	<b>0.00</b>	<b>4,803,169.93</b>	<b>4,730,697.05</b>
<b>Net Income</b>	<b>157,378.80</b>	<b>9,925.05</b>	<b>64,377.53</b>	<b>5,969.95</b>	<b>68,924.59</b>	<b>791.65</b>	<b>0.00</b>	<b>2,222.10</b>	<b>0.00</b>	<b>0.00</b>	<b>290,680.92</b>	<b>18,908.75</b>

**Texas Conference of Urban Counties**  
**Statement of Cash Flows**  
**October 2016 through February 2017**

Unaudited

**Oct '16 - Feb 17****OPERATING ACTIVITIES**

Net Income 316,604.86

Adjustments to reconcile Net Income

to net cash provided by operations:

12100 · Receivable:12101 · Accounts Receivable 3,187,513.07

13000 · Current Assets:13003 · Suspense Account:130031 · Billing Discrepancies -465.90

14000 · Prepaid Expenses:14001 · Maintenance 133,950.30

21000 · Payable:21001 · Accounts Payable -92,522.23

10009 · Chase - Credit Card - 51180 6,419.18

22000 · Deferred Revenue 2,558,409.70

23000 · Accrued Comp & Benefits -52,799.99

24000 · Agency Liability:24200 · TechShare.Court -48,116.47

24000 · Agency Liability:24300 · TechShare.Indigent Defense 140,732.21

24000 · Agency Liability:24600 · TechShare.Prosecutor -210,429.10

24000 · Agency Liability:24900 · IGR:24901 · TCAWG 5,000.00

Net cash provided by Operating Activities 5,944,295.63

**INVESTING ACTIVITIES**

16000 · Fixed Assets:16001 · Computer/Technology -9,087.62

16000 · Fixed Assets:16001 · Computer/Technology:16002 · Accumulated Depreciation - C/T 24,780.20

16000 · Fixed Assets:16003 · Furniture & Fixtures:16004 · Accumulated Depreciation - F&F 5,719.51

Net cash provided by Investing Activities 21,412.09

Net cash increase for period 5,965,707.72

Cash at beginning of period 1,936,052.32

Cash at end of period **7,901,760.04**

## Texas Conference of Urban Counties

## A/R Aging Detail

Unaudited

As of March 28, 2017

Type	Date	Num	Name	Memo	Terms	Due Date	Class	Aging	Open Balance
<b>Current</b>									
Total Current									
<b>1 - 30</b>									
Invoice	02/28/2017	8993	p3	P3 : 02.2017 : February : P3 - First & Second Payroll	30 days	03/30/2017	General	28	21,130.98
Invoice	02/28/2017	8994	p3	P3 : 20170201-20170228:February: Employee All Insurance	30 days	03/30/2017	General	28	1,063.71
Invoice	02/28/2017	8995	p3	P3:02.2017: February Reimbursable Expenses	30 days	03/30/2017	General	28	177.15
Invoice	02/28/2017	8996	p3	201702 General OH Allocation	30 days	03/30/2017	General	28	4,388.63
Invoice	03/01/2017	8742	Harris County: Policy	Policy : 10.2016 : Urban Counties FY2017 Membership Dues	30 days	03/31/2017	Policy	27	102,837.00
Invoice	03/07/2017	8989	Johnson County: TechShare:Juvenile:JCMS IMP	JCMS IMP: 201703: TechShare.Juvenile Implementation & Contingency	30 days	04/06/2017	TechShare:Juvenile: JCMS IMP	21	59,134.75
Invoice	03/07/2017	8990	Johnson County:TechShare:Juvenile: JCMS IMP	JCMS IMP: 201703:TechShare.Juvenile Capital Cost Payment (1 of 10)	30 days	04/06/2017	TechShare:Juvenile: JCMS IMP	21	11,471.00
Total 1 - 30									200,203.22
<b>31 - 60</b>									
Invoice	02/16/2017	8977	Dallas County: TechShare:Court:CRT IMP:DC Court	CRT IMP : 02.2017 : FY2017 Implementation Payment #2	30 days	03/18/2017	TechShare:Court: CRT IMP	40	648,648.00
Invoice	02/15/2017	8971	Travis County: TechShare:Prosecutor	PRO R IMP : 2017 : Travis County TechShare.Prosecutor Implementation Project Contingency	30 days	03/17/2017	TechShare: Prosecutor:PRO IMP	41	153,480.00
Invoice	02/15/2017	8976	Dallas County: PRO R Implementation	TechShare.Prosecutor IMP: 01.2013 : Dallas County TechShare.Prosecutor Implementation Project FY...	Immediate	02/15/2017	TechShare: Prosecutor:PRO IMP	41	195,525.00
Total 31 - 60									997,653.00
<b>61 - 90</b>									
Invoice	01/04/2017	8950	Dallas County: Policy	Policy: Registration for Education and Policy Conference 2016 - Darryl Martin	30 days	02/03/2017	Policy	83	460.00
Total 61 - 90									460.00
<b>&gt; 90</b>									
Invoice	11/17/2016	8875	McLennan County: Policy:Precinct 3 - Will Jones	Policy :Registration for Education and Policy Conference 2017- Will Jones	30 days	12/17/2016	Policy	131	410.00
Invoice	12/12/2016	8911	Dallas County: Policy	Policy: Registration for Education and Policy Conference 2017: Shirley Gardner	30 days	01/11/2017	Policy	106	410.00
Invoice	02/23/2016	8495	El Paso County: TechShare:JIS M&O	TechShare.JIS: JIS M&O: 02.2016 : Services provided by Marcelo Silva for Maintaining JIS Softwar...	30 days	03/24/2016	TechShare:Juvenile: JCMS DEV	399	165.00
Invoice	09/01/2016	8644	Johnson County: TIHCA:Johnson County - IHC	TIHCA : 11.2016 : Registration for Education and Policy Conference, TIHCA 2016: Jewll, Dortch	30 days	10/01/2016	TIHCA	208	280.00

## Texas Conference of Urban Counties

## A/R Aging Detail

Unaudited

As of March 28, 2017

Type	Date	Num	Name	Memo	Terms	Due Date	Class	Aging	Open Balance
Invoice	10/01/2016	8769	Big Bend Reg Med Cntr - IHC	TIHCA : 2017: Membership Dues for Texas Indigent Health Care Association 2017	30 days	10/31/2016	TIHCA	178	200.00
Invoice	10/01/2016	8773	Brownfield Reg Med Cntr - IHC	TIHCA : 2017: Membership Dues for Texas Indigent Health Care Association 2017	30 days	10/31/2016	TIHCA	178	200.00
Invoice	10/01/2016	8774	Burnet Co - IHC	TIHCA : 2017 : Membership Dues for Texas Indigent Health Care Association 2017	30 days	10/31/2016	TIHCA	178	200.00
Invoice	10/01/2016	8785	Grayson County: TIHCA:Grayson Co - IHC	TIHCA : 2017 : Membership Dues for Texas Indigent Health Care Association 2017	30 days	10/31/2016	TIHCA	178	200.00
Invoice	10/01/2016	8788	Harrison Co - IHC	TIHCA : 2017 : Membership Dues for Texas Indigent Health Care Association 2017	30 days	10/31/2016	TIHCA	178	200.00
Invoice	10/01/2016	8806	Matagorda County Hospital District	TIHCA : 2017 : Membership Dues for Texas Indigent Health Care Association 2017	30 days	10/31/2016	TIHCA	178	200.00
Invoice	10/01/2016	8815	Red River Co - IHC	TIHCA : 2017 : Membership Dues for Texas Indigent Health Care Association 2017	30 days	10/31/2016	TIHCA	178	200.00
Invoice	10/01/2016	8823	Walker Co HD - IHC	TIHCA : 2017 : Membership Dues for Texas Indigent Health Care Association 2017	30 days	10/31/2016	TIHCA	178	200.00
Invoice	10/01/2016	8827	Fort Bend County: TIHCA:Fort Bend - IHC	TIHCA : 2017 : Membership Dues for Texas Indigent Health Care Association 2017	30 days	10/31/2016	TIHCA	178	500.00
Invoice	11/22/2016	8880	Smith County:TICHA - ETMC	TIHCA: Conference Registration: Linda Nicholson	Immediate	11/22/2016	TIHCA	126	110.00
Total > 90									3,475.00
<b>TOTAL</b>									<b><u>1,201,791.22</u></b>



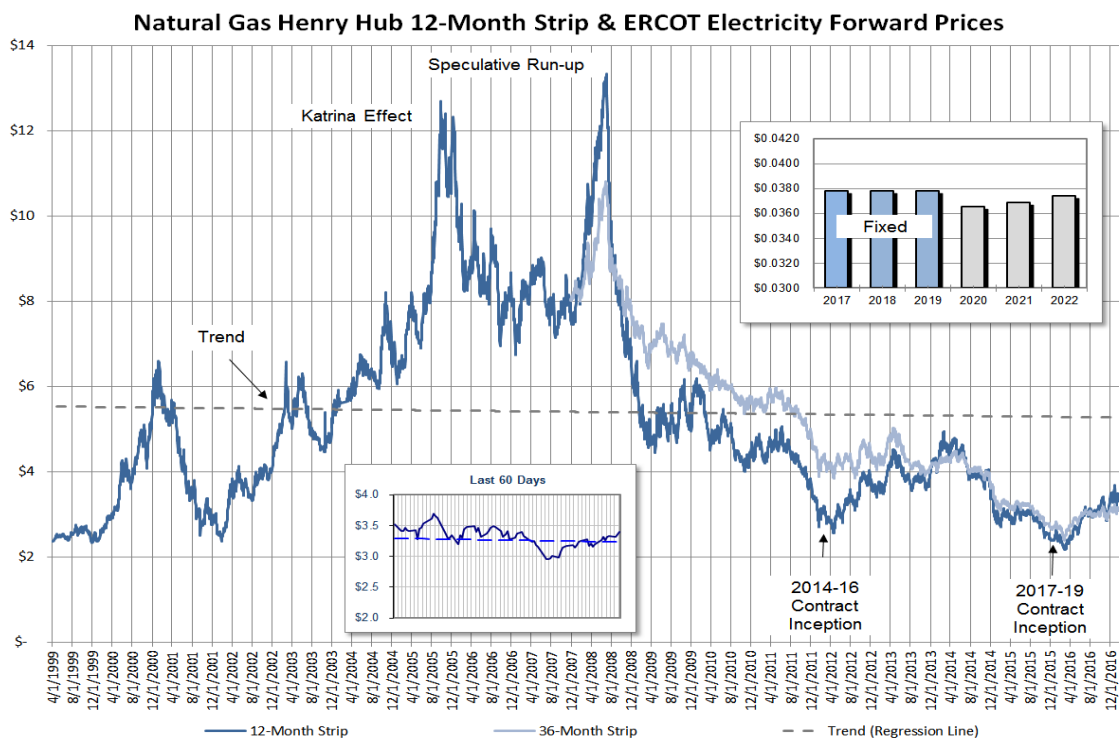
## Public Power Pool

500 W. 13th St. Austin, TX 78701 Ph 512-233-5780 Fx 512-233-5781 [www.publicpowerpool.org](http://www.publicpowerpool.org)

April 5<sup>th</sup>, 2017

### Market Report for April 2017

- Near term natural gas prices have bounced upward at the end of the heating season, gaining upwards of 10% in the month of March. But for the longer term, - the period of interest for P3 members - the price rise is muted and on the order of 1%.
- Natural gas in storage this week is 423 BCF below last year's figures, but remains a healthy 250 BCF above the five-year average.

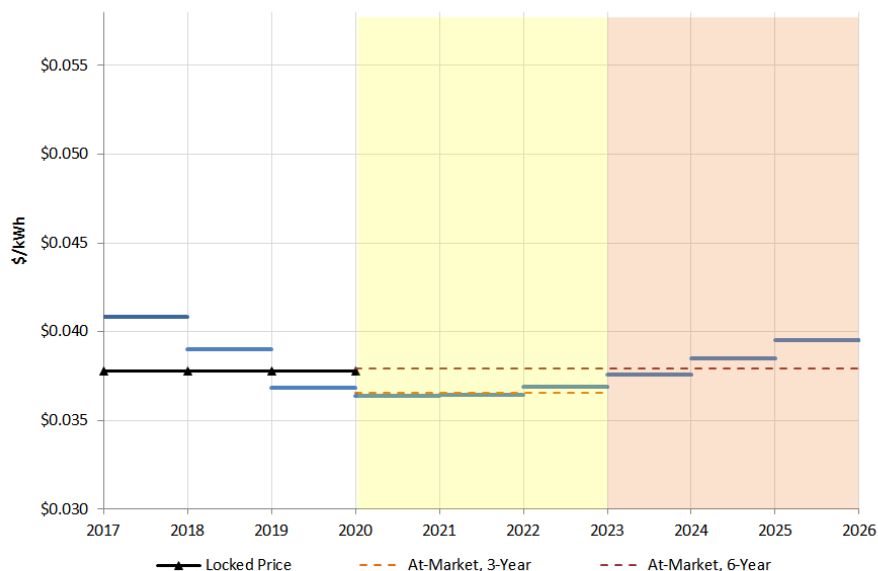


- Coal fired generation is expected to see a rebound due to recent federal policy shifts, but competition from low cost natural gas and wind power remain an impediment to any new development.
- Battery storage is about to enter the Texas market with 20 MWs of capacity slated to come online by the end of the year. According to a recent study conducted by Google, Houston is the best city in the US for rooftop solar installations. Meanwhile, Oncor Electric is asking state regulators to permit a minimum charge on residential customers using rooftop solar.
- Already leading the nation in renewable energy production, Texas has an additional 5,400 MWs of wind power generation currently under construction.

Looking at forward prices as P3 members look to procure electricity for 2020 to 2022:

P3 is a non-profit political subdivision corporation, created by local governments in Texas, designed to save taxpayer money by aggregating power usage to procure the best power contracts at the lowest cost.

### Forward Retail Electric Rates, ERCOT Blend



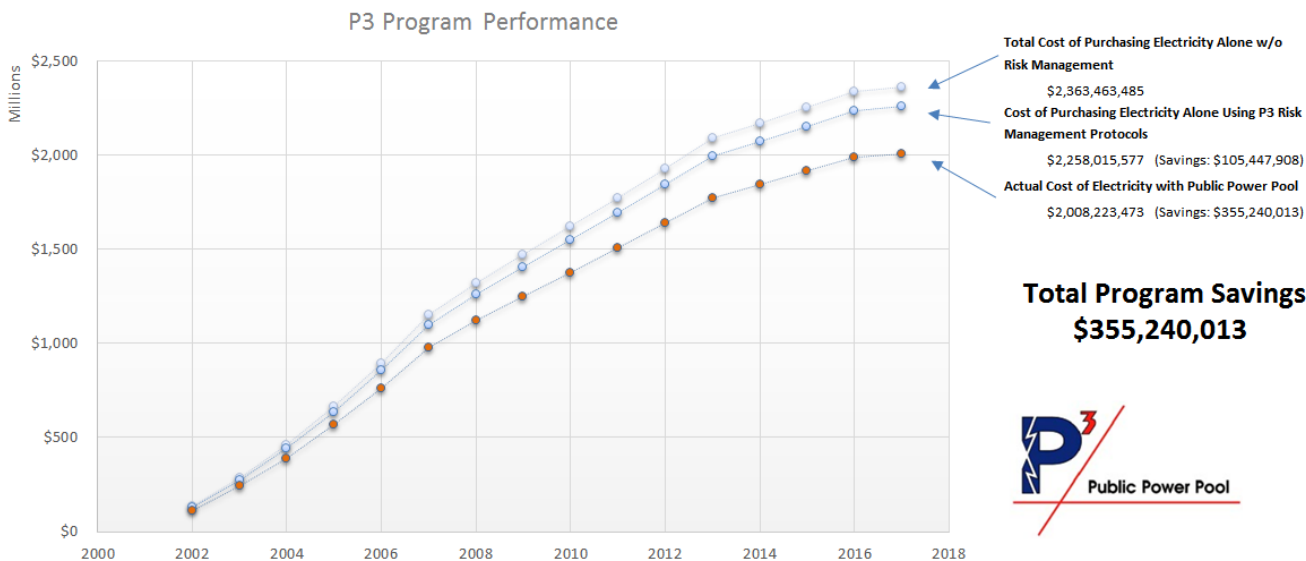
Thursday, March 30, 2017 3:49:32 PM

The U-shape of the curve above means the nearer years (2017-20) are priced higher than the mid-term (2020-22). Forward prices relative to the current contract are as follows:

2017-19	\$0.0389/kWh	2.86% higher
2020-22	\$0.0365/kWh	-2.64% lower
2020-26	\$0.0379/kWh	1.29% higher

The P3 program's current locked average rate for 2017-19 is below market and pricing for the three year strip for 2020-22 is below the current 2017-19 contract. Despite the run in near term natural gas (and corresponding electricity) prices, mid & long-term rates have not been affected, showing discounts in 2020+ and moderate escalation beyond 2023.

**Our Record To Date: P<sup>3</sup> Members Have Saved \$105m Against Market Since 2002, Additional Program Savings from Working Together Equals \$355m in Total Savings**



Thursday, March 30, 2017



**Chairman**

Judge  
Veronica Escobar  
*El Paso County*

**Chair Elect**

Judge  
Robert Hebert  
*Fort Bend County*

**Immediate Past Chair**

Commissioner  
Bobbie Mitchell  
*Denton County*

**Vice-Chairmen**

Comm. Tim Brown  
*Bell County*

Judge Ed Emmett  
*Harris County*

Judge Loyd Neal  
*Nueces County*

Judge Glen Whitley  
*Tarrant County*

Judge Dan Gattis  
*Williamson County*

Comm. Kevin Burns  
*Wise County*

**Executive Director**

Donald Lee

**Member Counties**

*Bell ~ Bexar*

*Brazoria ~ Brazos*

*Cameron ~ Chambers*

*Collin ~ Comal*

*Dallas ~ Denton*

*Ector ~ El Paso*

*Fort Bend ~ Galveston*

*Grayson ~ Gregg*

*Harris ~ Hays*

*Hidalgo ~ Jefferson*

*Johnson ~ Kaufman*

*Lubbock ~ McLennan*

*Midland ~ Montgomery*

*Nueces ~ Potter*

*Randall ~ Rockwall*

*San Patricio ~ Smith*

*Tarrant ~ Travis*

*Webb ~ Williamson*

*Wise*

500 West 13<sup>th</sup> Street  
Austin, TX 78701

Phone: 512.476.6174  
Fax: 512.476.5122

[www.cuc.org](http://www.cuc.org)

April 5, 2017

To: All Urban Counties

From: Charles Gray, TechShare Program Director

Re: **Update on the TechShare Program**

**Background:**

Active initiatives of the TechShare program include the following:

**TechShare.Juvenile:** The Juvenile Case Management System (JCMS) project resulted in the development of a new system that will provide for the common data collection, reporting and management needs of Texas juvenile probation departments as well as the flexibility to accommodate individualized requirements.

- **Participants:** Dallas, Tarrant, Denton and Collin Counties continue to lead this initiative with their combined resources, with the Texas Juvenile Justice Department as a full partner in development efforts. A report reflecting the Juvenile Probation Departments that are now using the new system can be found on the Urban Counties website. Two hundred and fifty (250) counties are now using the system.
- **Savings:** Individually, the JCMS project would cost each funding county and the State of Texas at least \$5 million. Collectively, the funding counties and State of Texas are saving at least \$9.6 million through the JCMS collaboration.
- **News:** Johnson County Commissioners Court has approved funding for participation in TechShare.Juvenile. A project will be initiated in the first quarter of calendar year 2017 to upgrade Johnson County from JCMS.Basic to TechShare.Juvenile. An active marketing program is underway that is generating interest in a number of counties to "upgrade" from JCMS.Basic to TechShare.Juvenile.

**TechShare.Prosecutor:** TechShare.Prosecutor provides District and County Attorneys with a case management system that includes portals for the Defense Attorneys and Law Enforcement Agencies.

- **Participants:** Dallas, Midland, Potter, Tarrant and Travis Counties are participating in the implementation phase of the project. Dawson County, on behalf of the 106<sup>th</sup> District Attorney's office, recently approved participating as a "subscriber" in sharing TechShare.Prosecutor. The 106<sup>th</sup> Judicial District serves Dawson, Gaines, Garza and Lynn counties.

- **Savings:** The work group counties could save as much as \$20.8 million in development costs through a collaborative TechShare project.
- **News:** Dallas County continues to roll out the system to local law enforcement agencies and has brought several defense attorneys on line. Active discussions are underway to build an interface with Taser's Evidence.com to help ease the burden on Law Enforcement Agencies regarding the submission of video and other digital evidence. Similar discussions are underway with Panasonic and WatchGuard. Kendall County Criminal District Attorney's Office has signed on as a "subscriber" in sharing TechShare.Prosecutor.

**TechShare.Court:** TechShare.Court module is under development and is based on the AiCMS software acquired from the AMCAD company.

- **Participants:** Dallas and Tarrant Counties are participating in the development project, and Potter County is participating as a partner in implementation.
- **Savings:** The work group counties could save as much as \$14 million in development costs through this collaborative TechShare project.
- **News:** Development was completed on TechShare.Court application as scheduled. TechShare.Court is live and operational in the JP Courts in Potter County. The new Judicial Portal is installed and operational in Dallas and Potter Counties. Implementation projects are underway for the Criminal and Justice of the Peace Courts in Dallas County as well as the Criminal Courts in Tarrant County.

**Indigent Defense:** The Indigent Defense Commission awarded a grant to Tarrant County to support three activities: implementation of the Bell County System (BCS) in seven counties (Tarrant, Victoria, Brown, Mills, Medina, Uvalde and Real); migration of the system to the TechShare standard technology; and maintenance/operation of the system through Fiscal Year 2016. Additional grants have been awarded to Bell County for enhancements to the system and implementation of the new TechShare.Indigent Defense application.

- **Participants:** Implementation of the new TechShare.Indigent Defense software is complete in all eleven (11) participating counties.
- **Savings:** The Indigent Defense Commission is providing about \$2.8 million to fund the project through Fiscal Year 2017, a direct savings for the participants.
- **News:** The new system has been implemented in all eleven counties. Work is underway on a number of enhancements to the system that will include such things as expanding the use of the application to juvenile courts. A marketing effort is also underway to attract additional counties to the program while grant funds are still available from the Texas Indigent Defense Commission.