



COLLIN COUNTY

Tax Rate Public Hearing

BUDGET 2018



Tax Base Growth

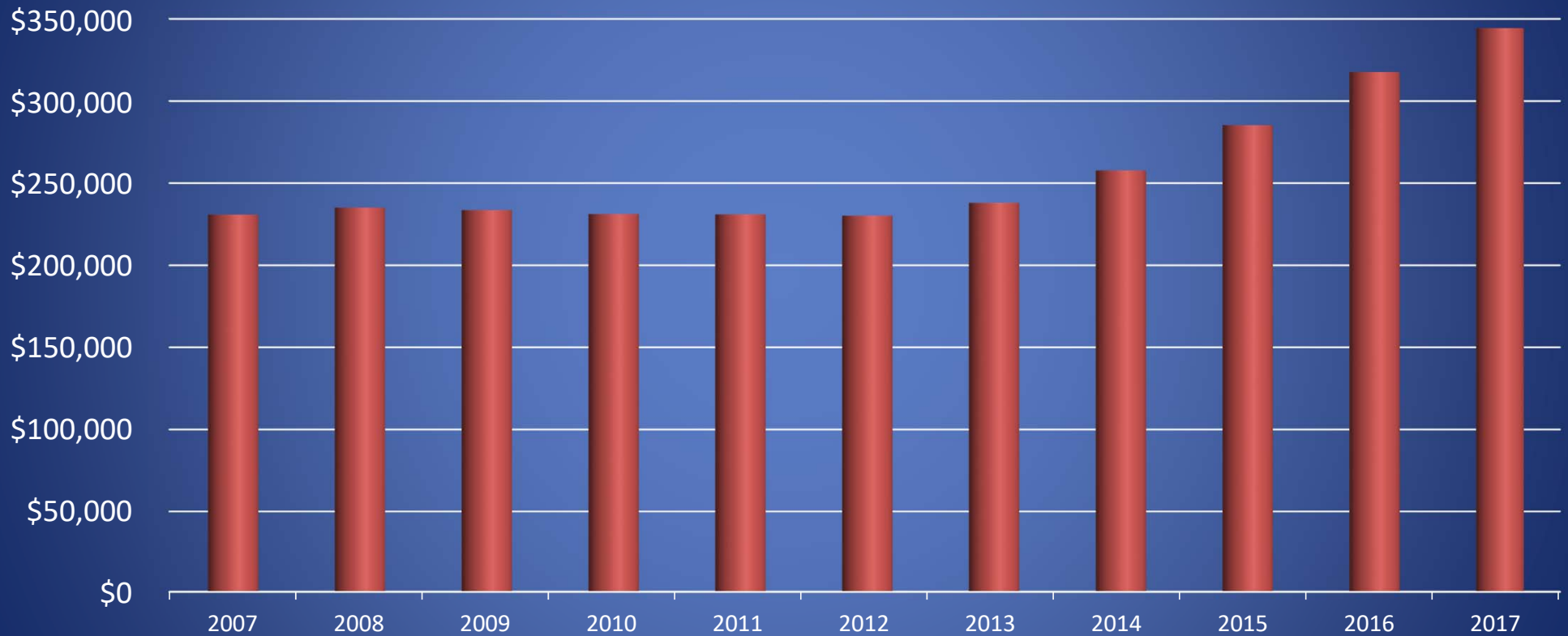
Adjusted Taxable Value





Home Values

Average Home Value



	2007	2008	2009	2010	2011	2012	2013	2014	2015	2016	2017
Adjusted Taxable Value	\$230,813	\$235,031	\$233,591	\$231,192	\$230,944	\$230,218	\$238,030	\$257,767	\$285,262	\$317,599	\$344,382



COLLIN COUNTY

Truth-in-Taxation

BUDGET 2018



Effective Tax Rate

\$202,666,352



2016 Adjusted
Total Property Taxes



\$105,420,292,177



2017 Adjusted
Total Property Value



\$ 0.192246




This Year's
Effective Tax Rate

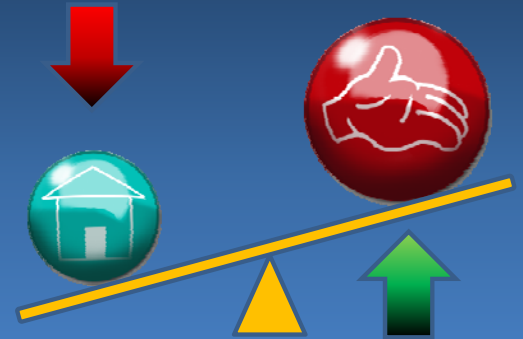
The Effective Tax Rate is a hypothetical property tax rate that would give the county the same amount of total revenue it had in the previous fiscal year



The “Seesaw” Effect



Appraised Property Value



Effective Tax Rate

=



=



Rollback Rate

\$148,992,600



2016
Adjusted Operations
Property Taxes



\$105,420,292,177



2017
Adjusted
Appraisal Value



\$ 0.141332



This Year's
Effective
Operating Rate

\$ 0.141332



This Year's Effective
Operating Rate



108%



The Law



\$ 0.152639



Maximum
Operating Rate



Total Rollback Rate

\$ 0.152639



Maximum
Operating Rate



\$ 0.05345



Debt Tax Rate



\$ 0.206089



This Year's Total
Rollback Rate



Effective Tax Rates

\$ 0.141332



This Year's
Effective Operating Rate



\$ 0.05345



Debt Tax Rate



\$ 0.194782



Operations Effective Tax Rate
Plus Required Debt Rate



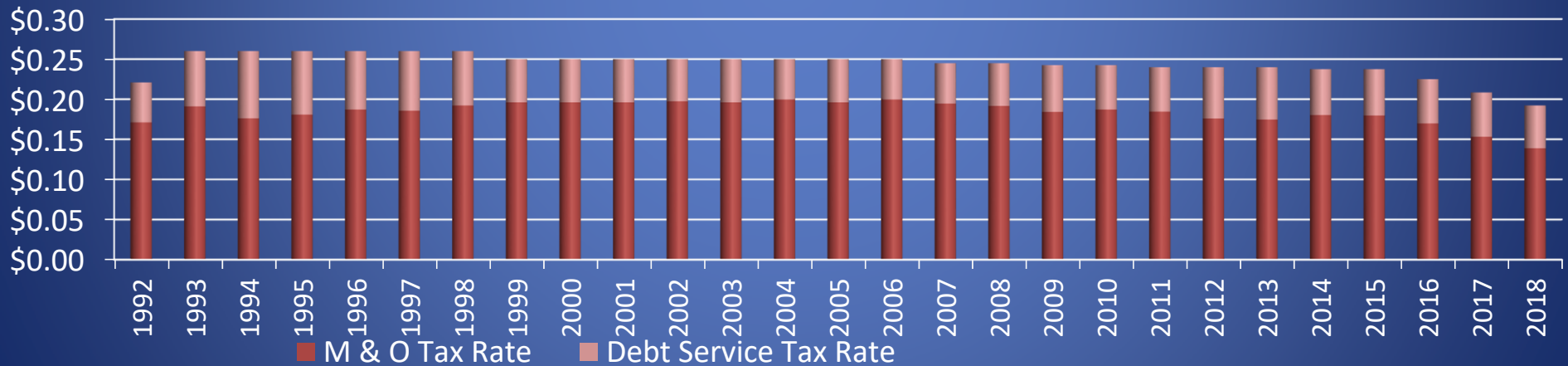
Truth-in-Taxation

Property Tax Rate Description	FY 2017 Adopted	FY 2018 Proposed Tax Rate
General Fund	\$0.149795	\$0.136477
Road & Bridge Fund	\$0.004000	---
Permanent Improvement Fund	<u>\$0.003000</u>	<u>\$0.002319</u>
Total Maintenance & Operating Tax Rate	\$0.153195	\$0.138796
Debt Service Fund	<u>\$0.055200</u>	<u>\$0.053450</u>
Total Property Tax Rate	<u>\$0.208395</u>	<u>\$0.192246</u>
Effective Tax Rate	\$0.208395	\$0.192246
Effective Maintenance & Operating Tax Rate	\$0.157270	\$0.141332
Rollback Maintenance & Operating Tax Rate	\$0.169851	\$0.169851
Debt Tax Rate	\$0.055200	\$0.053450
Effective M & O Tax Rate plus Debt Tax Rate	\$0.212470	\$0.194782
Rollback Tax Rate	\$0.225051	\$0.206088



Tax Rate

- Current Tax Rate is \$0.208395 per \$100 valuation
- No tax rate increase for twenty-four years
- 5% Homestead Exemption for eight years
- Proposed Tax Rate is \$0.192246 per \$100 valuation





Average Collin County Tax Bill

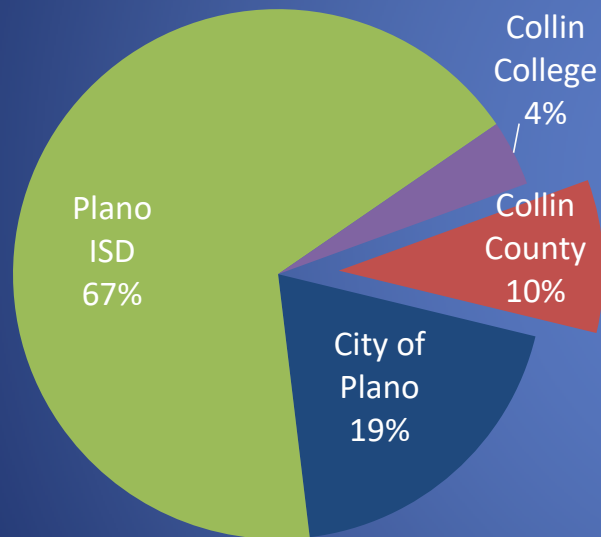
Average Collin County Tax Bill





Average Tax Bill

The following is a property tax analysis for an average homeowner living in Collin County. The average home in Collin County is valued at \$344,382 according to statistics compiled by the Central Appraisal District of Collin County.



TAXING UNIT	FY 2018 PROPOSED TAX RATE	AVERAGE TAXES
Collin County	\$0.192246	\$ 628.96
City of Plano	\$0.468600	\$ 1,318.57
Plano ISD	\$1.439000	\$ 4,595.91
Collin County Community College District	<u>\$0.079810</u>	<u>\$ 274.85</u>
Total	\$2.179656	\$ 6,818.29

Note: Utilizes Recommended or Proposed Tax Rates for other entities



Next Steps

- 2nd Tax Rate Public Hearing scheduled for Monday, September 11, 2017, 1:30pm in the Jack Hatchell Administration Building, Commissioners Courtroom.
- Proposed Budget to be filed and posted on County's website Monday, September 11th.
- Budget Public Hearing scheduled for Monday, September 18, 2017, 1:30pm in the Jack Hatchell Administration Building, Commissioners Courtroom.
- Adoption of FY 2018 Budget, Tax Rate, and Fee Schedule scheduled for Monday, September 18, 2017, 1:30 pm, in the Jack Hatchell Administration Building, Commissioners Courtroom.



COLLIN COUNTY

Tax Rate Public Hearing

BUDGET 2018