



COLLIN COUNTY

Construction, Roof Recovery For Collin County Justice Center

IFB 2018-116

**J. D. Griffin, CPPB
Jack Hatchell Administration Building
2300 Bloomdale Road, Ste. 3160
McKinney, TX 75071**

**(P) 972-548-4116 (F) 972-548-4694
jgriffin@collincountytx.gov**

Collin County exclusively uses IonWave Technologies, Inc. ([Collin County eBid](#)) for the notification and dissemination of all solicitations. The receipt of solicitations through any other means may result in your receipt of incomplete specifications and/or addendums which could ultimately render your bid/proposal non-compliant. Collin County accepts no responsibility for the receipt and/or notification of solicitations through any other means.

LEGAL NOTICE

By order of the Commissioners' Court of Collin County, Texas, sealed bids will be received by the Purchasing Agent, 2300 Bloomdale, Suite 3160, McKinney, TX 75071, until **2:00 P.M., Thursday, February 15, 2018**, for Invitation For Bid **Construction, Roof Recovery For Collin County Justice Center (IFB No. 2018-116)**. A **Pre-Bid Conference** will be held **Tuesday, February 6, 2018 at 2:00 p.m.** at Collin County Justice Center Jail Dock, 4300 Community Ave. McKinney, TX 75071. Bidders shall use lump sum pricing. All Bidders must submit, prior to the bid opening time, a Cashier's Check or acceptable Bid Bond payable without recourse to Collin County in the amount of not less than five percent (5%) of the total bid plus alternates as submitted. Contractor must furnish a performance, payment and maintenance bond within ten (10) consecutive calendar days following award of contract. Funds for payment have been provided through the Collin County budget approved by the Commissioner's Court for this fiscal year only. Bidders may obtain detailed specifications and other documents at Office of the Purchasing Agent: Collin County Administration Building, 2300 Bloomdale, Suite 3160, McKinney, TX 75071, 972-548-4165, or by going to: <https://collincountytx.ionwave.net>. Sealed bids will be opened on **Thursday, February 15, 2018 at 2:00 P.M.** by the Purchasing Agent, 2300 Bloomdale, Suite 3160, McKinney, TX 75071. The Commissioners' Court reserves the right to reject any and all bids.

.....

ATTENTION:	CLASSIFIEDS
BILL TO:	ACCOUNT NO 06100315-000
	COMMISSIONER'S COURT

NOTICE TO PUBLISHERS: Please publish in your issue on **Thursday, January 25, 2018** and **Thursday, February 1, 2018**. A copy of this notice and the publisher's affidavit must accompany the invoice when presented for payment.

NEWSPAPER:	<u>Plano Star Courier</u>
DATE:	<u>January 23, 2018</u>
FAX:	<u>972-529-1684</u>



Roof Recovery
For
Collin County Justice Center
4300 Community Ave.
McKinney, Texas

Project No. 46-17026

PROJECT MANUAL

For

Collin County Justice Center ROOF RECOVERY
4300 Community Ave.
McKinney, Texas

DRYTEC Moisture Protection Technology Consultants, Inc.
8750 North Central Expressway
Suite 1730
Dallas, Texas 75231
(214) 363-2192
(214) 363-2193 Fax

20 December 2017



Date of Signing 12-20-17

Project No. 46-17026

TABLE OF CONTENTS

CONTRACT DOCUMENTS

DIVISION 00 – PROCUREMENT AND CONTRACTING REQUIREMENTS

00 1116 - Advertisement..... 1 thru 2
 00 2113 - Instruction to Bidders..... 1 thru 26
 00 4100 - Bid Form 1 thru 6
 00 4313 - Bid Bond 1
 00 4547 - Conflict of Interest..... 1 thru 3
 00 4548 - Chapter 2270 Verification 1
 00 5213 - Construction Agreement 1 thru 60
 00 5425 - Form W-9..... 1
 00 6111 - Performance Bond 1
 00 6113 - Payment Bond 1
 00 6119 – Maintenance Bond 1

DIVISION 01 - GENERAL REQUIREMENTS

01 1000 - Summary 1 thru 2
 01 2200 – Unit Prices..... 1
 01 2300 - Alternates..... 1
 01 3140 - Project Meetings 1
 01 3300 – Submittal Procedures..... 1 thru 2
 01 3550 - Alterations Project Procedures 1 thru 2
 01 4250 - Definitions 1 thru 2
 01 4300 - Quality Assurance..... 1
 01 5000 - Temporary Facilities and Controls 1 thru 3
 01 6000 - Product Requirements 1 thru 2
 01 7000 - Contract Closeout 1 thru 3

DIVISIONS 02 thru 03 - NONE IN THIS PROJECT

DIVISION 04 - MASONRY

04 0100 – Masonry Restoration and Cleaning 1 thru 4
 04 0511 – Masonry Mortaring and Grouting..... 1 thru 2

DIVISIONS 05 thru 06 - NONE IN THIS PROJECT

DIVISION 07 - THERMAL AND MOISTURE PROTECTION

07 1900 – Water Repellants 1 thru 3
 07 2200 – Roof Insulation 1 thru 4
 07 5200 - Modified Bituminous Membrane Roofing 1 thru 7
 07 5650 – Minor Roof Renovation Work 1 thru 4
 07 6000 - Sheet Metal Work 1 thru 2
 07 7200 – Roof Accessories 1 thru 3
 07 9200 – Joint Sealants 1 thru 3

DIVISION 08 – DOORS AND WINDOWS

08 8900 – Glazing Restoration..... 1 thru 4

DIVISION 09 – FINISHES

09 9650 – Elastomeric Coatings 1 thru 3

DIVISIONS 10 THRU 33 - NONE IN THIS PROJECT



Date of Signing 12-20-17

SECTION 001116 - ADVERTISEMENT FOR BIDS

BY ORDER OF the Collin County Commissioners Court, Collin County, Texas, bids will be received electronically through Collin County eBid located at <https://collincountytx.ionwave.net>. Bidders are encouraged to submit bids electronically by utilizing Collin County eBid. However, you may submit a sealed hard copy paper bid to the Office of the Collin County Purchasing Agent. All bids, both electronic or hard copy paper form must be submitted as stated below:

SUBMIT BIDS HARD COPY PAPER BIDS TO:

**Office of the Purchasing Agent
Collin County Administration Building
2300 Bloomdale Road, Suite 3160
McKinney, Texas 75071**

****NOTE:**

**All Correspondence must include suite
number to assist in proper delivery.****

SUBMIT NO LATER THAN:

2:00 P.M., Thursday, February 15, 2018

MARK ENVELOPE:

IFB 2018-116

**Project: Construction, Roof Recovery For
Collin County Justice Center**

<p><i>ALL BIDS MUST BE RECEIVED IN THE OFFICE OF THE PURCHASING AGENT BEFORE OPENING DATE AND TIME</i></p>
--

SCOPE OF WORK INCLUDES all materials, labor, equipment and services to produce or be incorporated in such construction. Contract will be a general contract for the installation of a recovery modified bituminous roof system over existing modified bituminous roofing at the Collin County Justice Center. The contract will also include all necessary demolition as needed to complete the project. Payment for the contract work shall be made pursuant to the terms of the Contract Documents.

Collin County uses Collin County eBid for the notification and dissemination of all solicitations for commodities and services. The receipt of solicitations through any other company may result in your receipt of incomplete specifications and/or addendums which could ultimately render your bid non-compliant. Collin County accepts no responsibility for the receipt and/or notification of solicitations through any other company.

COLLIN COUNTY APPRECIATES your time and effort in preparing a bid. Hard copy paper bid must be in a separate sealed envelope, manually signed in ink by a person having the authority to bind the firm in a contract and marked clearly on the outside as outlined above. Please note that all bids must be received at the designated location by the deadline shown. Bids received after deadline shall be considered void and unacceptable. Collin County is not responsible for lateness of mail, carrier, etc. and time/date stamp clock in the Collin County Purchasing Department shall be the official time of receipt. All bid forms provided in this Invitation for Bid must be completed prior to submission. Failure to complete the forms shall render your bid null and void. We

would appreciate you indicating on your "NO BID" response any requirements of this bid request which may have influenced your decision to "NO BID".

BIDS WILL BE publicly opened in the Office of the Purchasing Agent, 2300 Bloomdale Rd, Suite 3160, McKinney, TX 75071, at the date and time indicated above.

A PRE-BID CONFERENCE will be held by Collin County at the Collin County Justice Center Jail Dock located at 4300 Community Ave., McKinney, TX 75071 on Tuesday, February 6, 2018, at 2:00 PM in order for bidders to ask questions regarding the proposed work.

No oral, telegraphic, telephonic or facsimile bids will be considered. IFB's, RFP's, RFQ's and RFI's may be submitted in electronic format via Collin County eBid at <https://collincountytx.ionwave.net>

BID SECURITY: All Bidders must submit, prior to the bid opening time, a Cashier's Check or acceptable Bid Bond payable without recourse to Collin County in the amount of not less than five percent (5%) of the total bid plus alternates as submitted.

1. Bid Bond or Cashier's Check may be mailed or hand delivered to the Office of the Collin County Purchasing Agent, Collin County Administration Building, 2300 Bloomdale Road, Ste 3160, McKinney, TX 75071 and shall be delivered in an envelope, marked plainly on the outside with the Bid Name and Number.
2. Bid Bond may be faxed to the Purchasing Department at 972-548-4694.
3. Bid Bond may be e-mailed to: jgriffin@co.collin.tx.us

Regardless of delivery method, all Bid Bonds shall be received prior to the bid opening time to be considered.

The original Bid Bond shall be received in the Collin County Purchasing Department **no later than** close of business on the third working day after the bid opening. Late receipt of original Bid Bond shall be cause for rejection of bid.

BONDS: Contractor must furnish a performance bond, payment bond, and a two (2) year maintenance bond within ten (10) consecutive calendar days following award of contract. The bonds shall be issued by a corporate surety in accordance with all Texas Law, including but not limited to, Chapter 2253 of the Texas Government Code and Chapter 3503 of the Texas Insurance Code, for public works projects.

SECTION 002113 - INSTRUCTIONS TO BIDDERS

PART 1 - GENERAL REQUIREMENTS

1.1 RELATED DOCUMENTS

- A. Drawings and general provisions of the Contract, including General and Supplementary Conditions and other Specification Sections, apply to this Section.

1.2 DEFINITIONS

- A. All definitions set forth in the General Conditions of the Contract for Construction or in other Contract Documents are applicable to these Bidding Documents.
- B. Bidding Documents include the Advertisement or Invitation for Bids, Instructions to Bidders, the bid form, other sample bidding and contract forms and the proposed Contract Documents including any Addenda issued prior to receipt of bids.
- C. Addenda are written or graphic instruments issued prior to the opening of the Bidding Documents, which modify or interpret the Bidding Documents, including Drawings and Specifications, by additions, deletions, clarifications or corrections. Addenda will become part of the Contract Documents when the Construction Contract is executed.
- D. DryTec Moisture Protection Technology Consultants, Inc. will be hereafter referred to in the Project Manual as "Architect" and all correspondence shall be addressed to: Tom Brand, DryTec Moisture Protections Technology Consultants, Inc., 8750 N. Central Expressway, Suite 1730, Dallas, TX 75231.
- E. "Bill Burke" will be hereinafter referred to in this Project Manual as "Project Manager".
- F. "Collin County" will be hereafter referred to in this Project Manual as "Owner".
- G. A Bid is a complete and properly signed submittal to do the Work for designated portion thereof for the sums stipulated therein, submitted in accordance with the Bidding Documents.
- H. The Base Bid is the sum stated in the Bid for which the Bidder offers to perform the Work described in the Bidding Documents as the base, to which work may be added or from which work may be deleted for sums stated in Alternate Bids.
- I. An Alternate Bid (or Alternate) is an amount stated in the Bid to be added to or deducted from the amount of the Base Bid in the corresponding change in the Work, as described in the Bidding Documents or in the proposed Contract Documents.
- J. A Unit Price is an amount stated in the Bid as a price per unit of measurement for materials or service as described in the Bidding Documents or in the proposed Contract Documents.
- K. A Bidder is a person or entity who submits a Bid.
- L. A Sub-Bidder is a person or entity who submits a bid to a Bidder for materials or labor for a portion of the work.
- M. A Contractor is a person or entity who is determined to be the lowest responsible and responsive bidder to whom Owner (on the basis of Owner's evaluation as hereinafter provided) makes an award.

- N. The Bid Requirements and Other General Conditions, as provided under the Division of the North Central Texas Council of Governments Standard Specifications for Public Works Construction will be applicable to this project, unless noted otherwise in the Contract Documents

1.3 EXAMINATION OF DOCUMENTS AND SITE

- A. Each bidder, by making his/her Bid, represents that he/she has read and understands the Bidding Documents.
- B. Each Bidder, by making his/her Bid, represents that he/she has visited the site, performed investigations and verifications as he/she deems necessary, and familiarized himself/herself with the local conditions under which the Work is to be performed and will be responsible for any and all errors in his/her bid resulting from his/her failure to do so.
- C. The location and elevations of the various utilities and pipe work included within the scope of the work are offered as a general guide only, without guarantee as to accuracy. The Contractor shall verify and investigate to his/her own satisfaction the location and elevation of all utilities, pipe work, and the like and shall adequately inform himself/herself of their relation to the work before submitting a bid.
- D. Before submitting a bid each bidder will, at bidder's own expense, make or obtain any additional examinations, investigations, explorations, tests and studies and obtain any additional information (surface, subsurface, and underground facilities) at or contiguous to the site, or otherwise which may affect cost, progress, performance or furnishing of the work and which bidder deems necessary to determine its bid for performing and furnishing the work in accordance with the time, price and other terms and conditions of the Contract Documents. Bidder will rely solely on its own site investigation and assumes the risk of any site conditions not discovered that may result in additional costs and all errors in the bid.
- E. On request in advance, Owner will provide each bidder access to the site to conduct explorations and tests as each bidder deems necessary for submission of a bid. Bidder shall fill all holes, clean up and restore the site to its former condition upon completion of such explorations.
- F. The lands upon which the work is to be performed, right-of way and easement for access thereto and other lands designated for use by Contractor in performing the work are identified in the Contract Documents.
- G. Each bidder by making his/her bid represents that his/her bid is based upon the materials, systems, and equipment required by the Bidding Documents without exception.

1.4 BIDDING DOCUMENTS

- A. Complete sets of Bidding Documents shall be used in preparing bids; neither County, nor Architect assume any responsibility for errors or misinterpretations resulting from use of incomplete sets of Bidding Documents.
- B. County or the Architect, in making copies of the Bidding Documents available on the above terms, do so only for the purpose of obtaining Bids on the Work and do not confer a license or grant for any other use.

1.5 BIDDING PROCEDURES

- A. All bids shall be prepared on the forms provided by the Architect and submitted in accordance with the Instruction to Bidders. The Architect or owner will furnish bidders

with bid forms which will provide for the following bid items. Bidders shall provide all requested information. Prices bid/proposed shall *only* be considered if they are provided in the appropriate space(s) on the Collin County bid form(s). For consideration, any additions or deductions to the bid/proposal prices offered must be shown under the exceptions section of the bid/proposal in the case of electronic submittal, ONLY in the case of a hard copy submittal will an additional attachment be allowed. Extraneous numbers, prices, comments, etc. or bidder/offeror generated documents appearing elsewhere on the bid or as an additional attachment shall be deemed to have no effect on the prices offered in the designated locations.

1. A single contract price for each bid item as detailed and described in these specifications.
 2. Acknowledgment of Addenda.
 3. Number of consecutive calendar days to complete project.
 4. Alternate bids.
 5. Unit prices.
- B. A bid (electronic or hard copy) is invalid if it has not been deposited at the designed location prior to the time and date for receipt of bids indicated in the Advertisement or Invitation For Bid, or prior to any extension thereof issued to the bidders. Bids received in County Purchasing Department after submission deadline shall be returned unopened and will be considered void and unacceptable. Owner is not responsible for lateness of mail, carrier, etc. and time/date stamp clock in County Purchasing Department shall be the official time of receipt.
- C. Unless otherwise provided in any supplement to these Instructions to Bidders, no bidder shall modify, withdraw or cancel his/her bid or any part thereof for ninety (90) consecutive calendar days after the time designated for the receipt of bids in the Advertisement or Invitation For Bid.
- D. Bids shall not contain any recapitulation of the Work to be done.
- E. The Bidder shall make no additional stipulations on the Bid Form nor limit or qualify his/her bid in any other manner. Bids so qualified will be subject to disqualification.
- F. Collin County is by statute exempt from the State Sales Tax and Federal Excise Tax; therefore, the prices submitted shall not include taxes.

1.6 DISCREPANCIES AND AMBIGUITIES

Any interpretations, corrections and/or changes to an Invitation For Bid and related Specifications or extensions to the opening/receipt date will be made by addenda to the respective document by the Collin County Purchasing Department. Questions and/or clarification requests must be submitted no later than seven (7) days prior to the opening/receipt date. Those received at a later date may not be addressed prior to the public opening. Sole authority to authorize addenda shall be vested in Collin County Purchasing Agent as entrusted by the Collin County Commissioners' Court. Addenda may be transmitted electronically via Collin County eBid, by facsimile, E-mail transmission or mailed via the US Postal Service.

- 1.6.1 Addenda will be transmitted to all that are known to have received a copy of the IFB and related Specifications. However, it shall be the sole responsibility of the Bidder to verify issuance/non-issuance of addenda and to check all avenues of document availability (i.e. Collin County eBid at <https://collincountytx.ionwave.net>; telephoning Purchasing Department directly, etc.) prior to opening/receipt date and time to insure Bidder's receipt of any addenda issued. Bidder shall acknowledge receipt of all addenda.

1.7 SUBSTITUTIONS

- A. Each bidder represents that his/her bid is based upon the materials and equipment described in the Bidding Documents.
- B. No substitution will be considered unless written request has been submitted to the Architect for approval at least seven (7) consecutive calendar days prior to the date for receipt of bids.
- C. If the Architect and Owner approves a proposed substitution, such approval will be set forth in an Addendum.

1.8 QUALIFICATION OF BIDDERS

- A. Within seven (7) consecutive calendar days following bid opening, the apparent low bidder shall submit with a properly executed Contractor's Qualification Statement as evidence to establish bidder's financial responsibility, experience and possession of such equipment as may be needed to prosecute the work in an expeditious, safe and satisfactory manner. This Statement shall include:
 - 1. List of current projects.
 - 2. List of projects completed within the past five years.
 - 3. Experience of key individuals of the organization.
 - 4. Trade and Bank references.
 - 5. A recent financial statement to confirm that the bidder has suitable financial status to meet obligations incidental to performing the work. Audited financial statements are not mandatory. Unaudited financial statements will be accepted. If bidder's firm does, however, have audited statements, please include a copy with your bid.
 - 6. A statement of cost for each major item of Work included in the Bid.
 - 7. A designation of the Work to be performed by the Bidder with his/her own forces.
 - 8. A list of names of the Subcontractors or other persons or organizations (including those who are to furnish materials or equipment fabricated to a special design) proposed for each portion of the Work. The Bidder will be required to establish to the satisfaction of the Architect and Owner the reliability and responsibility of the proposed Subcontractors. Prior to the award of the Contract, the Architect will notify the Bidder in writing if either the County or the Architect, after due investigation, has reasonable and substantial objection to any person or organization on such lists. If Owner or Architect has a reasonable and substantial objection to any person or organization on such list, and refuses in writing to accept such person or organization, the Bidder may, at his/her option, withdraw his/her Bid without forfeiture of Bid Security or provide an acceptable substitute. Subcontractors and other persons and organizations proposed by the Bidder and accepted by Owner and Architect must be used on the Work for which they were proposed and accepted, and shall not be changed except with the written approval of Owner and the Architect.
- B. Bidders may be disqualified and their bids not considered for any of the following specific reasons:
 - 1. Reason for believing collusion exists among bidders.
 - 2. The bidder being interested in any litigation against Owner.
 - 3. The bidder being in arrears on any existing contract or having defaulted on a previous contract.
 - 4. Lack of competency as revealed by the financial statement, experience and equipment, questionnaires, or qualification statement.
 - 5. Uncompleted work which in the judgment of Owner will prevent or hinder the prompt completion of additional work if awarded.

C. Minimum Standards For Responsible Prospective Bidders: A prospective Bidder must meet the following minimum requirements:

1. have adequate financial resources, or the ability to obtain such resources as required;
2. be able to comply with the required or proposed delivery/ completion schedule;
3. have a satisfactory record of performance;
4. have a satisfactory record of integrity and ethics; and
5. be otherwise qualified and eligible to receive an award.

Collin County may request representation and other information sufficient to determine Bidder's ability to meet these minimum standards listed above.

D. In determining to whom to award the contract, the Owner may consider;

1. the purchase price;
2. the reputation of the bidder/contractor/vendor and of the bidder/contractor/vendor's goods or services;
3. the quality of the bidder/contractor/vendor's goods or services;
4. the extent to which the goods or services meet the Owner's needs;
5. the bidder/contractor/vendor's past relationship with the Owner;
6. the total long-term cost to the Owner to acquire the bidder/contractor/vendor's goods or services; and
7. any other relevant factors specifically listed in the Instruction to Bidders..

1.9 PREPARATION OF BID

- A. Bidder shall submit his/her bid on the forms furnished by the Architect. All blank spaces in forms shall be correctly filled in and the bidder shall state the prices, written in words and in figures. Where there is discrepancy between the price written in words and the price written in figures, the price written in words shall govern. If bid is submitted by an individual, his/her name must be signed by him/her or his/her duly authorized agency. If the bid is submitted by a firm, association or partnership, the name and address of each member must be given, and the bid must be signed by an official or duly authorized agent. Powers of attorney authorizing agents or others to sign bids must be properly certified and must be in writing and submitted with the bid.
- B. Bidder shall bear any/all costs associated with it's preparation of any bid, proposal or submittal.
- C. Public Information Act: Collin County is governed by the Texas Public Information Act, Chapter 552 of the Texas Government Code. All information submitted by prospective bidders during the bidding process is subject to release under the Act.
- D. The Bidder shall comply with Commissioners' Court Order No. 2004-167-03-11, County Logo Policy.

1.10 BID SECURITY

- A. Each bid must be accompanied by Bid Security (in accordance with instructions set forth in section 00100-Advertisement For Bids) made payable to Owner in an amount of five percent (5%) of the bidder's maximum bid price and in the form of a Cashier's Check or a Bid Bond, duly executed by bidder as principal and having as surety thereon, a corporate surety authorized and admitted to do business in the State of Texas and licensed to issue such bond, as a guarantee that the bidder will enter into a Contract and execute required Performance, Payment, and two (2) year Maintenance Bonds within ten (10) consecutive calendar days of Collin County Commissioners' Court award of Contract.
- B. The Bid Security of the contractor will be retained until such bidder has executed the Contract Agreement and furnished the required Contract Security, whereupon, the Bid Security will be returned. If the contractor fails to execute and deliver the Agreement and furnish the required Contract Security within ten (10) consecutive calendar days of Collin County Commissioners' Court award of Contract, Owner may annul the award of contract and the Bid Security of that bidder will be forfeited. The Bid Security of the other bidders whom Owner believes to have a reasonable chance of receiving the award may be retained by Owner until the earlier of the seventh (7th) consecutive calendar day after the effective date of the Agreement or the ninety-fifth (95th) consecutive calendar day after the bid opening, whereupon, the Bid Security furnished by such bidders will be returned. Bid Security with bids which are not competitive will be returned within seven (7) consecutive calendar days after the contract award.
- C. Should the bidder to whom the Contract is awarded refuse or neglect to execute and file the contract and bonds within ten (10) consecutive calendar days of Collin County Commissioners' Court award of Contract, Owner may annul award of Contract and the Bid Security filed with the bid shall become the property of Owner, not as a penalty, but as liquidated damages. Owner reserves the right to award canceled Contract to next responsible, lowest and best bidder as it deems to be in the best interest of the County.
- D. Owner will have the right to retain the bid security of all bidders until either:
 - 1. the Contract has been executed and the bonds have been furnished, or
 - 2. the specified time has elapsed so that bids may be withdrawn, or
 - 3. all bids have been rejected.

1.11 PERFORMANCE BOND, LABOR & MATERIAL PAYMENT BOND, MAINTENANCE BOND

- A. The Contractor shall post with Owner, not later than ten (10) consecutive calendar days of Collin County Commissioners' Court award of Contract, a Performance Bond in the amount of one hundred percent (100%) of the total contract price in such form as is satisfactory to Owner, in compliance with Chapter 2253 of the Texas Government Code and all other applicable Texas Law, and on the form specified in the Contract Documents. This bond shall be executed by a corporate surety company duly authorized and admitted to do business in the State of Texas and licensed to issue such a bond in the State of Texas. The Contractor shall notify its corporate surety of any Contract changes.
- B. The Contractor shall post with Owner, not later than ten (10) consecutive calendar days of Collin County Commissioners' Court award of Contract, a Payment Bond in the amount of one hundred percent (100%) of the total contract price in such form as is satisfactory to Owner, in compliance with Chapter 2253 of the Texas Government Code and all other applicable Texas Law, and on the form specified in the Contract Documents. This bond shall be executed by a corporate surety company duly authorized and admitted to do

business in the State of Texas and licensed to issue such a bond in the State of Texas. The Contractor shall notify its corporate surety of any Contract changes.

- C. The Contractor shall post with Owner, not later than ten (10) consecutive calendar days of Collin County Commissioners' Court award of Contract, a two (2) year Maintenance Bond in the amount of ten percent (10%) of the total contract price in such form as is satisfactory to Owner, in compliance with Chapter 2253 of the Texas Government Code and all other applicable Texas Law, and on the form specified in the Contract Documents. This bond shall be executed by a corporate surety company duly authorized and admitted to do business in the State of Texas and licensed to issue such a bond in the State of Texas. The Contractor shall notify its corporate surety of any Contract changes.
- D. The Contractor must demonstrate to Owner that it can secure the required performance and payment bonds, issued by a corporate surety company authorized and admitted to do business in the State of Texas and licensed to issue such a bond in the State of Texas. Contractor must also demonstrate that the bond is not in excess of ten percent (10%) of the corporate surety company's capital and surplus. To the extent the amount of the bond exceeds ten percent (10%) of the corporate surety company's capital and surplus, such bond will not be accepted unless bidder provides written certification that the corporate surety company has reinsured the portion of the risk that exceeds ten percent (10%) of the corporate surety company's capital and surplus with one or more insurers who are duly authorized, accredited or trusted to do business in the State of Texas. The amount reinsured by any reinsurer must not exceed ten percent (10%) of the reinsurer's capital and surplus.
- E. The Contractor must file with the performance bond and payment bond, all documents and information necessary to establish that the agent signing the bond is authorized to write the bond in the amount requested, and if applicable, that reinsurance requirements, have been met, including limits and ratings or other evidence of company solvency.
- F. If the corporate surety company on any bond furnished by Contractor to Owner is declared bankrupt or becomes insolvent or such corporate surety company's right to do business in the State of Texas is revoked, the Contractor shall within five (5) consecutive calendar days thereafter substitute another bond and corporate surety company, both of which shall be acceptable to Owner.

1.12 FILING BID

- A. All Bids, proposals, or submittals submitted in hard copy paper form shall be submitted in a sealed envelope, plainly marked on the outside with the Invitation for Bid (IFB) number and name. A hard copy paper form bid, proposal, or submittal shall be manually signed in ink by a person having the authority to bind the firm in a contract. Submittals, bids or proposals shall be mailed or hand delivered to the Collin County Purchasing Department.
- B. No oral, telegraphic or telephonic submittals will be accepted. Bids, proposals, or submittals may be submitted in electronic format via Collin County eBid at <https://collincountytx.ionwave.net>.
- C. All Bids, submittals or proposals submitted electronically via Collin County eBid at <https://collincountytx.ionwave.net> shall remain locked until official date and time of opening as stated in the Special Terms and Conditions of the IFB.
- D. For hard copy paper form bids, proposals, or submittals, any alterations made prior to opening date and time must be initialed by the signer of the bid, proposal, or submittal, guaranteeing authenticity. Bids, proposals, or submittals cannot be altered or amended after submission deadline.

- E. No bid, proposal, or submittal will be considered unless it is filed with the Owner Purchasing Department within the time limit for receiving bids as stated in the Advertisement for Bids or IFB. Each hard copy paper bid shall be in a sealed envelope plainly marked with the word "BID", and the name and bid number of the project as designated in the Advertisement for Bids or IFB.

1.13 MODIFICATION AND WITHDRAWAL OF BID

- A. No bid, proposal, or submittal may be withdrawn or modified after the bid opening except where the award of the contract has been delayed beyond ninety (90) consecutive calendar days after date of bid opening or as per Texas Local Government Code, Title 8, Chapter 262, Subchapter C., Section 262.0305. Modifications after Award.

1.14 IRREGULAR BID

- A. It is understood that Collin County, Texas reserves the right to accept or reject any and/or all Bids, proposals, or submittals for any or all products and/or services covered in an Invitation For Bid (IFB) and to waive informalities or defects in submittals or to accept such submittals as it shall deem to be in the best interest of Collin County.

1.15 REJECTION OF BID

- A. The bidder acknowledges the right of Owner to reject any or all bids and to waive any informality or irregularity in any bid received. In addition, the bidder recognizes the right of Owner to reject a bid if the bidder failed to furnish any required Bid Security, or to submit the data required by the Bidding Documents, or if the bid is in any way incomplete or irregular.

1.16 METHOD OF AWARD

- A. In evaluating bids, Owner will consider whether or not the bids comply with the prescribed requirements, base prices, any alternates, unit pricing, completion time, bidder's qualifications, bidder's proposed subcontractors, suppliers, etc., and other data as may be requested in the Bid Documents.
- B. Owner may conduct such investigations as Owner deems necessary to assist in the evaluation of any bid and to establish the responsibility, qualifications and financial ability of bidder, proposed subcontractors, suppliers and other persons and organizations to perform and furnish the Work in accordance with the Bidding Documents to Owner's satisfaction within the prescribed time.
- C. If the contract is to be awarded, it will be awarded to the lowest and best responsible bidder whose evaluation, by Owner, indicates to be in the best interests of the project. If no alternates are selected by Owner, the Owner may award the contract to a responsible bidder who submits the lowest and best bid.
- D. Evaluation of Alternates - Any and/or all or none of the alternates may be considered in evaluation. Owner may award Contract on base bid plus any and/or all or none of the alternates.
- E. Owner anticipates award within ninety (90) consecutive calendar days after bid opening.
- F. The bid, when properly accepted by the County, shall constitute a Contract equally binding between the contractor and Owner. No different or additional terms will become part of this Contract with the exception of a written Change Order, signed by both parties.

- G. No oral statement of any person shall modify or otherwise change, or affect the terms, conditions or specifications stated in the resulting contract. All change orders to the contract will be made in writing by Collin County Purchasing Agent.

1.17 EXECUTION OF CONTRACT

- A. The person or persons, partnership, company, firm, association or corporation to whom a contract is awarded shall within ten (10) consecutive calendar days after such award, sign the necessary contract agreements and submit the required bonds entering into the required Contract with Owner. No contract shall be binding on Owner until it has been executed by Owner or his/her duly authorized representative, and delivered to the Contractor.

1.18 FAILURE TO EXECUTE CONTRACT

- A. The failure of the Bidder to execute the required bonds or to sign the required Contract within ten (10) consecutive calendar days after the Contract is awarded, shall be considered by Owner as abandonment of his/her Bid, and Owner may annul the award, at the Owner's sole discretion.

1.19 PURCHASE ORDER

- A. A purchase order(s) shall be generated by Owner to the contractor. The purchase order number **must** appear on all itemized invoices. Collin County will not be responsible for any orders placed or delivered without a valid purchase order number.

1.20 NOTICE TO PROCEED

- A. Upon the execution and delivery of Bonds, Executed Contract by Contractor, progress schedule, proof of insurance, and all other documents required prior to commencing work herein, Owner will issue a written Notice to Proceed to the Contractor requesting that he/she proceed with construction, and the Contractor shall commence work within ten (10) consecutive calendar days after the date of Notice to Proceed.

1.21 PAYMENT PROCEDURES

- A. Contractor shall submit Applications for Payment in accordance with the Contract, and payments shall be made in accordance with the Contract Documents.
- C. Final Payment: Upon final completion and acceptance of the work, Owner shall pay the remainder of the contract price as recommended by Architect, in accordance with Texas Government Code, Title 10, Subtitle F., Chapter 2251. Contractor(s) is required to pay subcontractors within ten (10) days after the contractor has received payment from the County.
- D. The Contractor understands, acknowledges and agrees that if the Contractor subcontracts with a third party for services and/or material, the primary Contractor (awardee) accepts responsibility for full and prompt payment to the third party. Any dispute between the primary Contractor and the third party, including any payment dispute, will be promptly remedied by the Contractor. Failure to promptly render a remedy or to make prompt payment to the third party (subcontractor) may result in the withholding of funds from the primary Contractor by Collin County for any payments owed to the third party.

1.22 AFFIDAVIT OF BILLS PAID

- A. Prior to final acceptance of this project by Owner, the Contractor shall execute an affidavit that all bills for labor, materials, and incidentals incurred in the project construction have been paid in full, and that there are no claims pending.

1.23 EXEMPTION FROM STATE OF TEXAS AND LOCAL SALES TAX ON MATERIALS

- A. Owner qualifies for exemption from State and Local Sales Tax pursuant to the provisions of Chapter 151, Section 151.309 of the Texas Limited Sales, Excise and Use Tax Act. The Contractor performing this Contract may purchase all materials, supplies, equipment consumed in the performance of this Contract by issuing to his/her suppliers an exemption certificate in lieu of the tax. .

1.24 CONFLICT OF INTEREST

- A. No public official shall have interest, direct or indirect, in this contract, in accordance with Texas Local Government Code Title 5, Subtitle C, Chapter 171.

1.25 ETHICS

- A. The bidder/contractor shall comply with Commissioners Court Order No. 96-680-10-28, Establishment of Guidelines & Restrictions Regarding The Acceptance of Gifts by County Officials & County employees.

1.26 BID COMPLIANCE

- A. Bid must comply with all federal, state, county and local laws concerning this type of project and the fulfillment of all ADA (Americans With Disabilities Act) requirements.
- B. Design, strength, quality of materials and workmanship must conform to the highest standards of manufacturing and engineering practice.
- C. All products must be new and unused, unless otherwise specified, in first-class condition and of current manufacture.

1.27 DRUG FREE

- A. All bidders shall provide any and all notices as may be required under the Drug-Free Work Place Act of 1988, 41 U.S.C. 701, and Collin County Commissioners' Court Order No. 90-455-06-11, to its employees and all sub-contractors to insure that Owner maintains a drug-free work place. The use, possession or being under the influence of drugs and/or alcohol while working on this bid project or while on County property is prohibited and may result in removal of an individual from the project and/or immediate termination of contract. The County reserves the right to review drug testing records of any personnel involved in this bid project. The County may require, at contractor's expense, drug testing of contractor's personnel if no drug testing records exists or if such test results are older than six (6) months.
- B. Substances and cut-off levels are as follows:

<u>SUBSTANCE</u>	<u>MAXIMUM LEVEL</u>
Amphetamines	1000 NG/ML
Barbiturates	300 NG/ML
Benzodiazepines	300 NG/ML
Cocaine Metabolite	300 NG/ML
Opiates	300 NG/ML

Phencyclidine (PCP)	25 NG/ML
THC (Marijuana) Metabolite	100 NG/ML
Methadone, Urinary	300 NG/ML
Methamphetamine, Urine	300 NG/ML
Propoxyphene	300 NG/ML

1.28 INDEMNIFICATION

A. To the fullest extent permitted by law, the CONTRACTOR and his sureties shall indemnify, defend and hold harmless the OWNER and all of its, past, present and future, officers, agents and employees from all suits, cause of action, claims, liabilities, losses, fines, penalties, liens, demands, obligations, actions, proceedings, of any kind, character, name and description brought or arising, on account of any injuries or damages received or sustained by any person, destruction or damage to any property on account of, in whole or part, the operations of the CONTRACTOR, his agents, employees or subcontractors; or on account of any negligent act or fault of the CONTRACTOR, his agents, employees or subcontractors in the execution of said Contract; failing to comply with any law, ordinance, regulation, rule or order of any governmental or regulatory body including those dealing with health, safety, welfare or the environment; on account of the failure of the CONTRACTOR to provide the necessary barricades, warning lights or signs; and shall be required to pay any judgment, with cost, which may be obtained against the OWNER growing out of such injury or damage. In no event shall OWNER be liable to CONTRACTOR for indirect or consequential damages or loss of income or profit irrespective of the cause, fault or reason for same. CONTRACTOR'S duty to indemnify herein shall not be limited by any limitation on the type or amount of damages payable by or for CONTRACTOR or any Subcontractor under workman's compensation acts, disability benefit acts or any other employee benefit acts.

In addition, the CONTRACTOR likewise covenants and agrees to, and does hereby, indemnify and hold harmless the OWNER from and against any and all injuries, loss or damages to property of the OWNER during the performance of any of the terms and conditions of this Contract, arising out of or in connection with or resulting from, in whole or in part, any and all alleged acts or omissions of officers, agents, servants, employees, contractors, subcontractors, licenses or invitees of the CONTRACTOR.

The rights and responsibilities provided in this indemnification provision shall survive the termination or completion of this Contract.

1.29 CONSTRUCTION SCHEDULE

- A. The time for completion is set forth herein and will be included in the Contract. All work shall be completed within the consecutive calendar day count shown in the Contractor's bid. The calendar day count shall commence ten (10) consecutive calendar days after the date of the Notice to Proceed.
- B. Prior to the issuance of the Notice to Proceed by Owner, the Contractor shall submit a detailed progress and schedule chart to Owner for review. This chart will be used to assure completion of the job within the number of consecutive calendar days stated in bid documents.

1.30 DELAYS AND EXTENSIONS OF TIME

- A. If the Contractor is delayed at any time in the commencement or progress of the Work by an act or neglect of the Owner or Architect, or of an employee of either, or of a separate contractor employed by the Owner, or by changes ordered in the Work, or by labor disputes,

fire, unusual delay in deliveries, unavoidable casualties or other causes beyond the Contractor's control, or by delay authorized by the Owner pending mediation and arbitration, or by other causes which the Architect determines may justify delay, then the Contract Time shall be extended by Change Order for such reasonable time as the Architect may determine.

- B. If adverse weather conditions are the basis for a Claim for additional time, such Claim shall be documented by data substantiating that weather conditions were abnormal for the period of time and could not have been reasonably anticipated, and that the weather conditions had an adverse effect on the scheduled construction.
- C. Contractor's sole remedy for any delays in the project, which are not the fault of the Contractor, shall be an equitable extension of time to perform the work, required by the Contract. In no event shall the Contractor be entitled to make a claim for delay, impact or acceleration damages against the Owner.

1.31 DAMAGES

A. Should the contractor fail to complete the project within the specified completion schedule the sum of \$200.00 per calendar day will be deducted from the moneys due the contractor for the work. This sum shall not be considered as a penalty, but rather as reasonable liquidated damages, since it would be impracticable or extremely difficult to fix the actual damages. An extension of time may be allowed for delays beyond the control of the contractor at the discretion of Owner.

1.32 TERMINATION

This contract shall remain in effect until any of the following occurs:

- A. completion of project;
- B. acceptance of work ordered; or
- C. termination by either party pursuant to the terms of the Contract with a thirty (30) days written notice prior to cancellation that must state therein the reasons for such cancellation.
- D. Breach of the contract by the Contractor for failure
 1. to meet completion schedules, or
 2. otherwise perform in accordance with these specifications.

Breach of contract or default authorizes the County to purchase elsewhere and charge the full increase in cost and handling to the defaulting Contractor.

1.33 PATENTS - COPYRIGHTS

A. The contractor agrees to protect Owner from any claims involving infringements of patents and/or copyrights. In no event shall Owner be liable to a contractor for any/all suits arising on the grounds of patent(s) or copyright(s) infringement.

1.34 VENUE; GOVERNING LAW

A. This contract will be governed by the laws of the State of Texas. Should any portion of this contract be in conflict with the laws of the State of Texas, the State laws shall invalidate only that portion. The remaining portion of the contract shall remain in effect. This contract is performable in Collin County, Texas.

1.35 ASSIGNMENT

- A. The contractor shall not sell, assign, transfer or convey this contract, in whole or in part, without the prior written approval from Collin County Commissioners' Court.

1.36 SILENCE OF SPECIFICATION

- A. The apparent silence of any part of the specification as to any detail or to the apparent omission from it of a detailed description concerning any point, shall be regarded as meaning that only the best commercial practices are to prevail. All interpretations of the specification shall be made on the basis of this statement.

1.37 PROVISION CONCERNING ESCALATOR CLAUSES

- A. Bid(s) containing any condition which provides for changes in the stated bid prices due to increase or decrease in the costs of materials, labor, or other items required for this project, will be rejected and returned to the bidder without being considered.

1.38 ESTIMATES OF QUANTITIES

- A. The quantities listed in the Bid Form will be considered as approximate and will be used for the comparison of bids. Payments will be made to the Contractor only for the actual quantities of work performed or materials furnished in accordance with the contract. The quantity of work to be done and the materials may be increased or decreased as provided for in the Contract Documents.

1.39 TREE PROTECTION OUTSIDE LIMITS OF WORK

- A. The Contractor will be required to obtain written authorization from Owner for the removal of any tree three inches (3") in diameter or greater for any area outside the limits of the street right-of-way or slope easement. It is the intent of Owner to preserve as much as possible the natural condition of the floodplains.

1.40 EXCAVATION/TRENCH SAFETY

A. TRENCH SAFETY

The CONTRACTOR shall be responsible for complying with state laws and federal regulations relating to trench safety, including those which may be enacted during the performance under this contract. The CONTRACTOR shall be responsible for selecting an appropriate method of providing trench safety after due consideration of the job conditions, location of utilities, pavement conditions and other relevant factors. Slope-back methods which may result in unnecessary displacement of utilities and/or destruction of pavement may not be used without permission from the OWNER. The CONTRACTOR shall be responsible for providing to the OWNER an acceptable trench safety plan signed and sealed by a Professional Architect qualified to do such work and registered in Texas. Devices used to provide trench safety such as trench shields and shoring systems will be likewise certified by professional Architects registered in the State of Texas or by a professional Engineer registered in the state of manufacture of the shield.

B. PAYMENT FOR TRENCH SAFETY

Payment for trench safety shall be by the lineal feet of trench exceeding a depth of five (5) ft. Excavation for slope-back methods shall be subsidiary to the trench safety pay item

including replacement and recompaction. Excess excavation for other trench safety methods is also subsidiary to the trench safety pay item. Costs relating to the preparation of the trench safety plan including geotechnical investigation, testing and report preparation fees are all subsidiary to the pay item for trench safety. Should trench safety measures be required during contract performance where no pay item has been provided, then the CONTRACTOR shall immediately notify the OWNER and, if directed to do so, provide trench safety under the provisions of the contract. Should the OWNER fail to authorize the work, then the CONTRACTOR shall proceed under the provisions of the Contract. Trench safety requirements are mandatory and may not be waived.

C. PAYMENT FOR SPECIAL SHORING

Payment for special shoring, if any, shall be based on the square feet of shoring used.

- D. The Contractor must be made aware that on construction projects in which trench excavation will exceed a depth of five feet (5'), the uniform set of general conditions must require that the bid documents and the contract include detailed plans and specifications for adequate safety systems that meet Occupational Safety and Health Administration standards that will be in effect during the period of construction of the project. The Contractor shall provide a separate pay item for trench excavation safety in accordance with the Texas Health & Safety Code Chapter 756. The Contractor shall verify that these plans and specifications include a pay item for these same trench excavation safety systems, in accordance with Texas Government Code, Title 10, Section 2166.303, Uniform Trench Safety Conditions. The contractor shall insure that drainage from adjacent properties is not blocked by his/her excavations. Measurement and payment for excavation/trench safety systems will not be made directly, but considered subsidiary to the work.
- E. The Contractor shall be responsible for obtaining and paying for all surveys and testing, including geotechnical surveys and testing, necessary to insure it can comply with all laws regarding adequate trench excavation safety.

1.41 CONSTRUCTION STAKING

- A. Architect will provide the Contractor with primary horizontal and vertical control to consist of one construction baseline and two benchmarks.
- B. The Contractor shall take all necessary precautions to preserve any and/or all markings and staking. Payment for costs of restaking shall be the responsibility of the Contractor.

1.42 PERMITS

- A. Contractor shall be responsible for obtaining all necessary permits.

1.43 MATERIALS TESTING

- A. Owner will be responsible for all materials testing.

1.44 WAGE SCALE

- A. In accordance with Texas Government Code, Title 10, Section 2258, Prevailing Wage Rates, the general prevailing wage rate has been determined for this locality for the craft or type of workman needed to execute work of a similar character of the project listed herein. The Contractor shall pay the prevailing wage rate in this locality to all his/her employees and

subcontractors performing work on this project, and in no event shall the Contractor pay less than the rate shown in the following schedule.

General Decision Number: TX170289 11/03/2017 TX289

Superseded General Decision Number: TX20160289

State: Texas

Construction Type: Building

County: Collin County in Texas.

BUILDING CONSTRUCTION PROJECTS (does not include single family homes or apartments up to and including 4 stories).

Note: Under Executive Order (EO) 13658, an hourly minimum wage of \$10.20 for calendar year 2017 applies to all contracts subject to the Davis-Bacon Act for which the contract is awarded (and any solicitation was issued) on or after January 1, 2015. If this contract is covered by the EO, the contractor must pay all workers in any classification listed on this wage determination at least \$10.20 (or the applicable wage rate listed on this wage determination, if it is higher) for all hours spent performing on the contract in calendar year 2017. The EO minimum wage rate will be adjusted annually. Additional information on contractor requirements and worker protections under the EO is available at www.dol.gov/whd/govcontracts.

Modification Number	Publication Date
0	01/06/2017
1	01/27/2017
2	04/07/2017
3	04/14/2017
4	08/25/2017
5	09/08/2017
6	11/03/2017

ASBE0021-011 06/01/2016

	Rates	Fringes
--	-------	---------

ASBESTOS WORKER/HEAT & FROST INSULATOR (Duct, Pipe and Mechanical System Insulation)....	\$ 24.32	7.52
--	----------	------

BOIL0074-003 01/01/2017

	Rates	Fringes
--	-------	---------

BOILERMAKER.....	\$ 28.00	22.35
------------------	----------	-------

CARP1421-002 04/01/2016

	Rates	Fringes
MILLWRIGHT.....	\$ 26.60	8.65

 ELEV0021-006 01/01/2017

	Rates	Fringes
ELEVATOR MECHANIC.....	\$ 38.77	31.585+a+b

FOOTNOTES:

A. 6% under 5 years based on regular hourly rate for all hours worked. 8% over 5 years based on regular hourly rate for all hours worked.

B. New Year's Day, Memorial Day, Independence Day, Labor Day, Thanksgiving Day, the Friday after Thanksgiving Day, Christmas Day, and Veterans Day.

 ENGI0178-005 06/01/2014

	Rates	Fringes
POWER EQUIPMENT OPERATOR		
(1) Tower Crane.....	\$ 29.00	10.60
(2) Cranes with Pile Driving or Caisson Attachment and Hydraulic Crane 60 tons and above.....	\$ 28.75	10.60
(3) Hydraulic cranes 59 Tons and under.....	\$ 27.50	10.60

 IRON0263-005 06/01/2017

	Rates	Fringes
IRONWORKER (ORNAMENTAL AND STRUCTURAL).....	\$ 23.25	7.32

 * PLUM0100-005 11/01/2017

	Rates	Fringes
HVAC MECHANIC (HVAC Unit Installation Only).....	\$ 30.84	11.51
PIPEFITTER (Excludes HVAC Pipe Installation).....	\$ 30.84	11.51

 SUTX2014-015 07/21/2014

	Rates	Fringes
BRICKLAYER.....	\$ 21.06	0.00
CARPENTER, Excludes Drywall Hanging, Form Work, and Metal Stud Installation.....	\$ 15.78	0.00
CAULKER.....	\$ 15.16	0.00
CEMENT MASON/CONCRETE FINISHER...	\$ 13.04	0.00
DRYWALL HANGER AND METAL STUD INSTALLER.....	\$ 13.00	0.00
ELECTRICIAN (Alarm Installation Only).....	\$ 20.93	3.86
ELECTRICIAN (Communication Technician Only).....	\$ 15.35	1.39
ELECTRICIAN (Low Voltage Wiring Only).....	\$ 17.04	1.39
ELECTRICIAN, Excludes Low Voltage Wiring and Installation of Alarms/Sound and Communication Systems.....	\$ 20.01	2.69
FORM WORKER.....	\$ 11.89	0.00
GLAZIER.....	\$ 16.46	3.94
HIGHWAY/PARKING LOT STRIPING: Operator (Striping Machine).....	\$ 10.04	2.31
INSTALLER - SIDING (METAL/ALUMINUM/VINYL).....	\$ 14.74	0.00
INSTALLER - SIGN.....	\$ 15.50	0.00
INSULATOR - BATT.....	\$ 13.00	0.00
IRONWORKER, REINFORCING.....	\$ 12.29	0.00
LABORER: Common or General.....	\$ 10.52	0.00
LABORER: Mason Tender - Brick...	\$ 10.54	0.00

LABORER: Mason Tender - Cement/Concrete.....	\$ 10.93	0.00
LABORER: Pipelayer.....	\$ 13.00	0.35
LABORER: Plaster Tender.....	\$ 12.22	0.00
LABORER: Roof Tearoff.....	\$ 11.28	0.00
LABORER: Landscape and Irrigation.....	\$ 10.55	0.00
LATHER.....	\$ 16.00	0.00
OPERATOR: Backhoe/Excavator/Trackhoe.....	\$ 12.83	0.00
OPERATOR: Bobcat/Skid Steer/Skid Loader.....	\$ 13.93	0.00
OPERATOR: Bulldozer.....	\$ 18.29	1.31
OPERATOR: Drill.....	\$ 15.69	0.50
OPERATOR: Forklift.....	\$ 13.21	0.81
OPERATOR: Grader/Blade.....	\$ 13.03	0.00
OPERATOR: Loader.....	\$ 13.46	0.85
OPERATOR: Mechanic.....	\$ 17.52	3.33
OPERATOR: Paver (Asphalt, Aggregate, and Concrete).....	\$ 18.44	0.00
OPERATOR: Roller.....	\$ 15.04	0.00
PAINTER (Brush, Roller and Spray), Excludes Drywall Finishing/Taping.....	\$ 13.35	5.10
PAINTER: Drywall Finishing/Taping Only.....	\$ 14.24	3.83
PIPEFITTER (HVAC Pipe Installation Only).....	\$ 20.45	4.00
PLASTERER.....	\$ 16.58	0.00

PLUMBER, Excludes HVAC Pipe Installation.....	\$ 22.46	4.06
ROOFER.....	\$ 17.19	0.00
SHEET METAL WORKER (HVAC Duct Installation Only).....	\$ 21.13	4.79
SHEET METAL WORKER, Excludes HVAC Duct Installation.....	\$ 24.88	5.97
SPRINKLER FITTER (Fire Sprinklers).....	\$ 37.50	0.00
TILE FINISHER.....	\$ 11.22	0.00
TILE SETTER.....	\$ 14.25	0.00
TRUCK DRIVER: 1/Single Axle Truck.....	\$ 16.00	0.81
TRUCK DRIVER: Dump Truck.....	\$ 12.39	1.18
TRUCK DRIVER: Flatbed Truck.....	\$ 19.65	8.57
TRUCK DRIVER: Semi-Trailer Truck.....	\$ 12.50	0.00
TRUCK DRIVER: Water Truck.....	\$ 12.00	4.11

WELDERS - Receive rate prescribed for craft performing operation to which welding is incidental.

=====

Note: Executive Order (EO) 13706, Establishing Paid Sick Leave for Federal Contractors applies to all contracts subject to the Davis-Bacon Act for which the contract is awarded (and any solicitation was issued) on or after January 1, 2017. If this contract is covered by the EO, the contractor must provide employees with 1 hour of paid sick leave for every 30 hours they work, up to 56 hours of paid sick leave each year. Employees must be permitted to use paid sick leave for their own illness, injury or other health-related needs, including preventive care; to assist a family member (or person who is like family to the employee) who is ill, injured, or has other health-related needs, including preventive care; or for reasons resulting from, or to assist a family member (or person who is like family to the employee) who is a victim of, domestic violence, sexual assault, or stalking. Additional information on contractor requirements and worker protections under the EO is available at www.dol.gov/whd/govcontracts.

Unlisted classifications needed for work not included within the scope of the classifications listed may be added after award only as provided in the labor standards contract clauses (29CFR 5.5 (a) (1) (ii)).

The body of each wage determination lists the classification and wage rates that have been found to be prevailing for the cited type(s) of construction in the area covered by the wage determination. The classifications are listed in alphabetical order of "identifiers" that indicate whether the particular rate is a union rate (current union negotiated rate for local), a survey rate (weighted average rate) or a union average rate (weighted union average rate).

Union Rate Identifiers

A four letter classification abbreviation identifier enclosed in dotted lines beginning with characters other than "SU" or "UAVG" denotes that the union classification and rate were prevailing for that classification in the survey. Example: PLUM0198-005 07/01/2014. PLUM is an abbreviation identifier of the union which prevailed in the survey for this classification, which in this example would be Plumbers. 0198 indicates the local union number or district council number where applicable, i.e., Plumbers Local 0198. The next number, 005 in the example, is an internal number used in processing the wage determination. 07/01/2014 is the effective date of the most current negotiated rate, which in this example is July 1, 2014.

Union prevailing wage rates are updated to reflect all rate changes in the collective bargaining agreement (CBA) governing this classification and rate.

Survey Rate Identifiers

Classifications listed under the "SU" identifier indicate that no one rate prevailed for this classification in the survey and the published rate is derived by computing a weighted average rate based on all the rates reported in the survey for that classification. As this weighted average rate includes all rates reported in the survey, it may include both union and non-union rates. Example: SULA2012-007 5/13/2014. SU indicates the rates are survey rates based on a weighted average calculation of rates and are not majority rates. LA indicates the State of Louisiana. 2012 is the year of survey on which these classifications and rates are based. The next number, 007 in the example, is an internal number used in producing the wage determination. 5/13/2014 indicates the survey completion date for the classifications and rates under that identifier.

Survey wage rates are not updated and remain in effect until a new survey is conducted.

Union Average Rate Identifiers

Classification(s) listed under the UAVG identifier indicate that no single majority rate prevailed for those classifications; however, 100% of the data reported for the classifications was union data. EXAMPLE: UAVG-OH-0010 08/29/2014. UAVG indicates that the rate is a weighted union average rate. OH indicates the state. The next number, 0010 in the example, is an internal number used in producing the wage determination. 08/29/2014 indicates the survey completion date for the classifications and rates under that identifier.

A UAVG rate will be updated once a year, usually in January of each year, to reflect a weighted average of the current negotiated/CBA rate of the union locals from which the rate is based.

WAGE DETERMINATION APPEALS PROCESS

1.) Has there been an initial decision in the matter? This can be:

- * an existing published wage determination
- * a survey underlying a wage determination
- * a Wage and Hour Division letter setting forth a position on a wage determination matter
- * a conformance (additional classification and rate) ruling

On survey related matters, initial contact, including requests for summaries of surveys, should be with the Wage and Hour Regional Office for the area in which the survey was conducted because those Regional Offices have responsibility for the Davis-Bacon survey program. If the response from this initial contact is not satisfactory, then the process described in 2.) and 3.) should be followed.

With regard to any other matter not yet ripe for the formal process described here, initial contact should be with the Branch of Construction Wage Determinations. Write to:

Branch of Construction Wage Determinations
Wage and Hour Division
U.S. Department of Labor
200 Constitution Avenue, N.W.
Washington, DC 20210

2.) If the answer to the question in 1.) is yes, then an interested party (those affected by the action) can request review and reconsideration from the Wage and Hour Administrator (See 29 CFR Part 1.8 and 29 CFR Part 7). Write to:

Wage and Hour Administrator
U.S. Department of Labor
200 Constitution Avenue, N.W.
Washington, DC 20210

The request should be accompanied by a full statement of the interested party's position and by any information (wage payment data, project description, area practice material, etc.) that the requestor considers relevant to the issue.

3.) If the decision of the Administrator is not favorable, an interested party may appeal directly to the Administrative Review Board (formerly the Wage Appeals Board). Write to:

Administrative Review Board
U.S. Department of Labor
200 Constitution Avenue, N.W.
Washington, DC 20210

4.) All decisions by the Administrative Review Board are final.

=====

END OF GENERAL DECISION

- B. Except for work on legal holidays, the “General Prevailing Rate of Per Diem Wage” for the various crafts or type of workers or mechanics is the product of (a) the number of hours worked per day, except for overtime hours, times (b) the above respective rate per hour.
- C. For legal holidays, the “General Prevailing Rate of Per Diem Wage” for the various crafts or type of workers or mechanics is the product of (a) one and one-half times the above respective rate per hour, times (b) the number of hours worked on the legal holiday.
- D. For overtime work, the “General Prevailing Rate of Per Diem Wage” for the various crafts or type of workers or mechanics is the product of (a) one and one-half times the above respective rate per hour, times (b) the number of hours worked on overtime.
- E. Under the provisions of Texas Government Code, Title 10, Section 2258, Prevailing Wage Rates, the contractor or subcontractor of the contractor shall forfeit as a penalty to the entity on whose behalf the contract is made or awarded, sixty dollars (\$60.00) for each calendar day, or portion thereof, that the worker is paid less than the wage rates stipulated in the contract.
- F. If the construction project involves the expenditure of Federal funds in excess of \$2,000, the minimum wages to be paid various classes of laborers and mechanics will be based upon the wages that will be determined by the Secretary of Labor to be prevailing for the corresponding classes of laborers and mechanics employed on the project of a character similar to the contract work.

- 1.45 Collin County Purchasing Department shall serve as Contract Administrator or shall supervise agents designated by Collin County.
- 1.46 All warranties shall be stated as required in the Uniform Commercial Code.
- 1.47 The Contractor and Collin County agree that both parties have all rights, duties, and remedies available as stated in the Uniform Commercial Code.
- 1.48 Contractor shall not fraudulently advertise, publish or otherwise make reference to the existence of a contract between Collin County and Contractor for purposes of solicitation. As exception, Contractor may refer to Collin County as an evaluating reference for purposes of establishing a contract with other entities.
- 1.49 Contractor shall provide Collin County with diagnostic access tools at no additional cost to Collin County, for all Electrical and Mechanical systems, components, etc., procured through this contract.
- 1.50 **CRIMINAL HISTORY BACKGROUND CHECK:** If required, ALL individuals may be subject to a criminal history background check performed by the Collin County's Sheriff's Office prior to access being granted to Collin County property or facilities. Upon request, Contractor shall provide list of individuals to Collin County Purchasing Department within five (5) working days.
- 1.51 Vendors/Contractors/Providers must be in compliance with the Immigration and Reform Act of 1986 and all employees specific to this solicitation must be legally eligible to work in the United States of America.

- 1.52 **CERTIFICATION OF ELIGIBILITY:** This provision applies if the anticipated Contract exceeds \$100,000.00 and as it relates to the expenditure of federal grant funds. By submitting a bid or proposal in response to this solicitation, the Bidder/Quoter/Offeror certifies that at the time of submission, he/she is not on the Federal Government's list of suspended, ineligible, or debarred contractors. In the event of placement on the list between the time of bid/proposal submission and time of award, the Bidder/Quoter/Offeror will notify the Collin County Purchasing Agent. Failure to do so may result in terminating this contract for default.
- 1.53 **NOTICE TO CONTRACTORS:** The Collin County Detention Facility houses persons who have been charged with and/or convicted of serious criminal offenses. When entering the Detention Facility, you could: (1) hear obscene or graphic language; (2) view partially clothed male inmates; (3) be subjected to verbal abuse or taunting; (4) risk physical altercations or physical contact, which could be minimal or possibly serious; (5) be exposed to communicable or infectious diseases; (6) be temporarily detained or prevented from immediately leaving the Detention Facility in the case of an emergency or "lockdown"; and (7) subjected to a search of your person or property. While the Collin County Sheriff's Office takes every reasonable precaution to protect the safety of visitors to the Detention Facility, because of the inherently dangerous nature of a Detention Facility and the type of the persons incarcerated therein, please be advised that the possibility of such situations exist and you should carefully consider such risks when entering the Detention Facility. By entering the Collin County Detention Facility, you acknowledge that you are aware of such potential risks and willingly and knowingly choose to enter the Collin County Detention Facility.
- 1.54 Contractors doing business with OWNER agree to comply with Federal Executive Order 13465 E-Verify. It is OWNER's intention and duty to comply and support the Immigration and Nationality Act (INA) which includes provisions addressing employment eligibility, employment verification and non-discrimination. According to the INA, contractors/employers may hire only persons who may legally work in the United States. Subsequently, contractors and subcontractors doing business with OWNER must confirm their enrollment in the E-Verify system which verifies employment eligibility through completion and checking of I-9 forms. OWNER reserves the right to audit contractors process to verify enrollment compliance.
- 1.55 **INSURANCE REQUIREMENTS**
- A. **CONTRACTOR'S INSURANCE**
1. Before commencing work, the CONTRACTOR and each subcontractor shall be required, at its own expense, to furnish the Collin County Purchasing Agent with certified copies of all insurance certificate(s) required by Texas Law, and the coverages required herein, indicating the coverage is to remain in force throughout the term of this Contract. Without limiting any of the other obligations or liabilities of the CONTRACTOR, during the term of the Contract the CONTRACTOR and each subcontractor at their own expense shall purchase and maintain the herein stipulated minimum insurance with companies duly approved to do business in the State of Texas and satisfactory to the OWNER. Certificates of each policy shall be delivered to the OWNER before any work is started, along with a written statement from the issuing company stating that said policy shall not be canceled, nonrenewed or materially changed without 30 days advance written notice being given to the OWNER.
 2. In addition to any coverage required by Texas Law, the CONTRACTOR shall provide the following coverages at not less than the specified amounts:

- B. Workers Compensation insurance required by Texas Law at statutory limits, including employer's liability coverage of not less than \$1,000,000. In addition to these, the CONTRACTOR must comply with all the requirements of the Texas Department of Insurance, Division of Workers' Compensation; (Note: If you have questions concerning these requirements, you are instructed to contact the DWC.)
1. By signing this contract or providing or causing to be provided a certificate of coverage, the CONTRACTOR is representing to the OWNER that all employees of the CONTRACTOR and its subcontractors who will provide services on the Project will be covered by workers compensation coverage for the duration of the Project, that the coverage will be based on proper reporting of classification codes and payroll amounts, and that all coverage agreements will be filed with the appropriate insurance carrier or, in the case of a self-insured, with the commission's Division of Self-Insurance Regulation. Providing false or misleading information may subject the CONTRACTOR to administrative penalties, criminal penalties, civil penalties, or other civil actions.
 2. The CONTRACTOR'S failure to comply with any of these provisions is a breach of Contract by the Contractor which entitles the OWNER to declare the Contract void if the CONTRACTOR does not remedy the breach within ten (10) days after receipt of notice of breach from the OWNER.
- C. Broad form commercial general liability insurance, including independent contractor's liability, completed operations and contractual liability, written on an occurrence form, covering, but not limited to, the liability assumed under the indemnification provisions of this contract, fully insuring CONTRACTOR'S (or subcontractor's) liability for injury to or death of OWNER'S employees and third parties, extended to include personal injury liability coverage with damage to property, with minimum limits as set forth below:
- General Aggregate \$4,000,000
 - Products — Components/Operations Aggregate \$4,000,000
 - Personal and Advertising Injury \$ 1,000,000
 - Each Occurrence \$ 2,000,000
1. The policy shall include coverage extended to apply to completed operations, asbestos hazards (if this project involves work with asbestos) and XCU (explosion, collapse and underground) hazards. The completed operations coverage must be maintained for a minimum of one year after final completion and acceptance of the work, with evidence of same filed with OWNER.
- D. Comprehensive automobile and truck liability insurance, covering owned, hired and non-owned vehicles, with a combined bodily injury and property damage minimum limit of \$1,000,000 per occurrence; or separate limits of \$1,000,000 for bodily injury (per person), \$1,000,000 for bodily injury (per accident) and \$1,000,000 for property damage. Such insurance shall include coverage for loading and unloading hazards.
- E. OWNER'S PROTECTIVE LIABILITY INSURANCE
CONTRACTOR shall obtain, pay for and maintain at all times during the prosecution of the work under this contract an OWNER'S protective liability

insurance policy naming the OWNER as insured for property damage and bodily injury, which may arise in the prosecution of the Work or CONTRACTOR'S operations under this Contract. Coverage shall be on an "occurrence" basis, and the policy shall be issued by the same insurance company that carries the CONTRACTOR'S liability insurance with a combined bodily injury and property damage minimum limit of \$1,000,000 per occurrence and \$2,000,000 aggregate.

F. "UMBRELLA" LIABILITY INSURANCE

CONTRACTOR shall obtain, pay for and maintain umbrella liability insurance during the contract term, insuring CONTRACTOR for an amount of not less than \$5,000,000 per occurrence combined limit for bodily injury and property damage that follows from and applies in excess of the primary liability coverages required hereinabove. The policy shall provide "drop down" coverage where underlying primary insurance coverage limits are insufficient or exhausted. OWNER shall be named as an additional insured.

G. RAILROAD PROTECTIVE INSURANCE

When required in the Special Provisions, CONTRACTOR shall obtain, maintain and present evidence of railroad protective insurance (RPI). The policy shall be in the name of the railroad company having jurisdiction over the right-of-way involved. The minimum limit of coverage shall meet the specifications provided by the railroad company. The OWNER shall specify the amount of RPI necessary.

H. POLICY ENDORSEMENTS AND SPECIAL CONDITIONS

1. Each insurance policy to be furnished by CONTRACTOR shall include the following conditions by endorsement to the policy:

- (a) each policy shall name the OWNER as an additional insured as to all applicable coverage;
- (b) each policy shall require that 60 days prior to the cancellation, nonrenewal or any material change in coverage, a notice thereof shall be given to OWNER by certified mail;
- (c) the term "OWNER" shall include all past, present or future, authorities, boards, bureaus, commissions, divisions, departments and offices of the OWNER and individual members, elected official, officers, employees and agents thereof in their official capacities and/or while acting on behalf of the OWNER;
- (d) the policy phrase "other insurance" shall not apply to the OWNER where the OWNER is an additional insured on the policy;
- (e) all provisions of the contract concerning liability, duty and standard of care together with the indemnification provision, shall be underwritten by contractual liability coverage sufficient to include such obligations within applicable policies;
- (f) each policy shall contain a waiver of subrogation in favor of OWNER, and its, past, present and future, officials, employees, and volunteers; and,
- (g) each certificate of insurance shall reference the Project and Contract number, contain all the endorsement required herein, and require a notice to the OWNER of cancellation.

2. Insurance furnished by the CONTRACTOR shall be in accordance with the following requirements:

(a) any policy submitted shall not be subject to limitations, conditions or restrictions deemed inconsistent with the intent of the insurance requirements to be fulfilled by the CONTRACTOR. The OWNER'S decision thereon shall be final;

(b) all policies are to be written through companies duly licensed to transact that class of insurance in the State of Texas with a financial ratings of A+ VII or better as assigned by BEST Rating Company or equivalent; and

(c) All liability policies required herein shall be written with an "occurrence" basis coverage trigger.

3. CONTRACTOR agrees to the following:

(a) CONTRACTOR hereby waives subrogation rights for loss or damage to the extent same are covered by insurance. Insurers shall have no right of recovery or subrogation against the OWNER, it being the intention that the insurance policies shall protect all parties to the Contract and be primary coverage for all losses covered by the policies;

(b) Companies issuing the insurance policies and CONTRACTOR shall have no recourse against the OWNER for payment of any premiums or assessments for any deductibles, as all such premiums and deductibles are the sole responsibility and risk of the CONTRACTOR;

(c) Approval, disapproval or failure to act by the OWNER regarding any insurance supplied by the CONTRACTOR (or any subcontractors) shall not relieve the CONTRACTOR of full responsibility or liability for damages and accidents as set forth in the Contract Documents. Neither shall the bankruptcy, insolvency or denial of liability by the insurance company exonerate the CONTRACTOR from liability; and

(d) No special payments shall be made for any insurance that the CONTRACTOR and subcontractors are required to carry; all are included in the Contract Price and the Contract unit prices. Any of such insurance policies required under this section may be written in combination with any of the others, where legally permitted, but none of the specified limits may be lowered thereby.

1.56 Vendors/Contractors/Providers must be in compliance with the provisions of Section 2270.001 of the Texas Government Code which states a governmental entity may not enter into a contract with a company for goods or services unless the contract contains a written verification from the company that it: (1) does not boycott Israel; and, (2) will not boycott Israel during the term of the contract. By submitting a response to a Collin County solicitation, the vendor will be required to sign the Chapter 2270 Verification form prior to a recommendation of the contract. This Act is effective September 1, 2017.

1.57 Vendors/Contractors/Providers must be in compliance with the provisions of Section 2252.152 and Section 2252.153 of the Texas Government Code which states, in part, contracts with companies engaged in business with Iran, Sudan, or Foreign Terrorist Organizations are prohibited. A governmental entity may not enter into a contract with a company that is listed on the Comptroller of the State of Texas website identified under Section 806.051, Section 807.051 or Section 2253.253 which do business with Iran, Sudan or any Foreign Terrorist Organization. This Act is effective September 1, 2017.

Section 004100-Bid Form Collin County, Texas

Bid Information

Bid Owner JD Griffin, CPPB Buyer II
 Email jgriffin@co.collin.tx.us
 Phone (972) 548-4116
 Fax (972) 548-4694

 Bid Number 2018-116
 Title Construction, Roof Recovery For
 Collin County Justice Center
 Bid Type IFB
 Issue Date 01/23/2018
 Close Date 2/15/2018 02:00:00 PM (CT)

Contact Information

Address 2300 Bloomdale Rd.
 Ste. 3160
 McKinney, TX 75071
 Contact JD Griffin, CPPB Buyer II
 Department Purchasing
 Building Admin. Building
 Floor/Room Ste.3160
 Telephone (972) 548-4116
 Fax (972) 548-4694
 Email jgriffin@co.collin.tx.us

Ship to Information

Address 4300 Community Ave.
 McKinney, TX 75071
 Contact
 Department
 Building Collin County Justice Center
 Floor/Room
 Telephone
 Fax
 Email

Supplier Information

Company Name _____
 Contact Name _____
 Address _____

 Telephone _____
 Fax _____
 Email _____

Supplier Notes

The undersigned hereby certifies the foregoing bid submitted by the company listed below hereinafter called "bidder" is the duly authorized agent of said company and the person signing said bid has been duly authorized to execute same. Bidder affirms that they are duly authorized to execute this contract; this company; corporation, firm, partnership or individual has not prepared this bid in collusion with any other bidder or other person or persons engaged in the same line of business; and that the contents of this bid as to prices, terms and conditions of said bid have not been communicated by the undersigned nor by any employee or agent to any other person engaged in this type of business prior to the official opening of this bid.

Signature _____ Date ____ / ____ / ____

Bid Notes

Please log in to view bid documents.

Bid Activities

Date	Name	Description
2/6/2018 02:00 PM (CT)	Pre-Bid Conference	A PRE-BID CONFERENCE will be held by Collin County at the Collin County Justice Center Jail Dock located at 4300 Community Ave., McKinney, TX 75071 on Tuesday, February 6, 2018, at 2:00 PM in order for bidders to ask questions regarding the proposed work. Meet at the Jail Dock on the North end of the Justice Center.
2/9/2018 05:00 PM (CT)	Intent to Bid	Do you intend to submit a bid?

Bid Messages

Bid Attachments

The following attachments are associated with this opportunity and will need to be retrieved separately

#	Filename	Description
Header	LEGAL NOTICE-2018-116.doc	Legal Notice
Header	Project Manual.docx	Specifications
Header	Drawings.docx	Drawings

Bid Attachments Requested

The following attachments are requested with this opportunity

#	Required	Specified Attachment
1	YES	<p>Bid Bond : BID SECURITY: All Bidders must submit, prior to the bid opening time, a Cashier's Check or acceptable Bid Bond payable without recourse to Collin County in the amount of not less than five percent (5%) of the total bid plus alternates as submitted.</p> <p>1. Bid Bond or Cashier's Check may be mailed or hand delivered to the Office of the Collin County Purchasing Agent, Collin County Administration Building, 2300 Bloomdale Road, Ste 3160, McKinney, TX 75071 and shall be delivered in an envelope, marked plainly on the outside with the Bid Name and Number. 2. Bid Bond may be faxed to the Purchasing Department at 972-548-4694. 3. Bid Bond may be e-mailed to: jgriffin@co.collin.tx.us</p> <p>Regardless of delivery method, all Bid Bonds shall be received prior to the bid opening time to be considered.</p> <p>The original Bid Bond shall be received in the Collin County Purchasing Department no later than close of business on the third working day after the bid opening. Late receipt of original Bid Bond shall be cause for rejection of bid.</p>
2	NO	W-9
3	NO	Conflict of Interest Questionnaire

Bid Attributes

Please review the following and respond where necessary

#	Name	Note	Response
1	Calendar Days Bid	Please state the consecutive calendar days bid.	_____ (Required)
2	Exceptions	Do you take exceptions to the specifications. If so, by separate attachment, please state your exceptions. Valid Responses: [Please Select], Yes, No	_____ (Required)
3	Roofing Manufacturer Bid	Bidder shall state the roofing manufacturer their bid is based on	_____ (Required)
4	Insurance	I understand that the insurance requirements of this solicitation are required and a certificate of insurance shall be submitted to the Purchasing department if I am awarded all or a portion of the resulting contract. Please initial.	_____ (Required)
5	Subcontractors	State the business name of all subcontractors and the type of work they will be performing under this contract. If you are fully qualified to self-perform the entire contract, please respond with "Not Applicable-Self Perform".	_____ (Required)
6	Reference No. 1	List a company or governmental agency where these same/like products /services, as stated herein, have been provided.	_____ (Required)

Include the following: Company/Entity, Contact, Address, City/State/Zip, Phone, and E-Mail.

7 Reference No. 2 List a company or governmental agency where these same/like products /services, as stated herein, have been provided. _____ (Required)

Include the following: Company/Entity, Contact, Address, City/State/Zip, Phone, and E-Mail.

8 Reference No. 3 List a company or governmental agency where these same/like products /services, as stated herein, have been provided. _____ (Required)

Include the following: Company/Entity, Contact, Address, City/State/Zip, Phone, and E-Mail.

9 Preferential Treatment The County of Collin, as a governmental agency of the State of Texas, may not award a contract to a nonresident bidder unless the nonresident's bid is lower than the lowest bid submitted by a responsible Texas resident bidder by the same amount that a Texas resident bidder would be required to underbid a nonresident bidder to obtain a comparable contract in the state in which the nonresident's principal place of business is located (Government Code, Title 10, V.T.C.A., Chapter 2252, Subchapter A). _____ (Required)

1. Is your principal place of business in the State of Texas?
2. If your principal place of business is not in Texas, in which State is your principal place of business?
3. If your principal place of business is not in Texas, does your state favor resident bidders (bidders in your state) by some dollar increment or percentage?
4. If your state favors resident bidders, state by what dollar amount or percentage.

10 Debarment Certification I certify that neither my company nor an owner or principal of my company has been debarred, suspended or otherwise made ineligible for participation in Federal Assistance programs under Executive Order 12549, "Debarment and Suspension," as described in the Federal Register and Rules and Regulations. _____ (Required)

Please initial.

11 Immigration and Reform Act I declare and affirm that my company is in compliance with the Immigration and Reform Act of 1986 and all employees are legally eligible to work in the United States of America. _____ (Required)

I further understand and acknowledge that any non-compliance with the Immigration and Reform Act of 1986 at any time during the term of this contract will render the contract voidable by Collin County.

Please initial.

12 Disclosure of Certain Relationships Chapter 176 of the Texas Local Government Code requires that any vendor considering doing business with a local government entity disclose the vendor's affiliation or business relationship that might cause a conflict of interest with a local government entity. Subchapter 6 of the code requires a vendor to file a conflict of interest questionnaire (CIQ) if a conflict exists. By law this questionnaire must be _____ (Required)

filed with the records administrator of Collin County no later than the 7th business day after the date the vendor becomes aware of an event that requires the statement to be filed. A vendor commits an offense if the vendor knowingly violates the code. An offense under this section is a misdemeanor.

By submitting a response to this request, the vendor represents that it is in compliance with the requirements of Chapter 176 of the Texas Local Government Code.

Please send completed forms to the Collin County County Clerk's Office located at 2300 Bloomdale Rd., Suite 2104, McKinney, TX 75071.

Please initial.

13 Anti-Collusion Statement

Bidder certifies that its Bid/Proposal is made without prior understanding, agreement, or connection with any corporation, firm, or person submitting a Bid/Proposal for the same materials, services, supplies, or equipment and is in all respects fair and without collusion or fraud. _____ (Required)

No premiums, rebates or gratuities permitted; either with, prior to, or after any delivery of material or provision of services. Any such violation may result in Agreement cancellation, return of materials or discontinuation of services and the possible removal from bidders list.

Please initial.

14 Disclosure of Interested Parties

Section 2252.908 of the Texas Government Code requires a business entity entering into certain contracts with a governmental entity to file with the governmental entity a disclosure of interested parties at the time the business entity submits the signed contract to the governmental entity. Section 2252.908 requires the disclosure form (Form 1295) to be signed by the authorized agent of the contracting business entity, acknowledging that the disclosure is made under oath and under penalty of perjury. Section 2252.908 applies only to a contract that requires an action or vote by the governing body of the governmental entity before the contract may be signed or has a value of at least \$1 million. Section 2252.908 provides definitions of certain terms occurring in the section. _____ (Required)

Section 2252.908 applies only to a contract entered into on or after January 1, 2016.

Please initial.

15 Notification Survey

In order to better serve our offerors, the Collin County Purchasing Department is conducting the following survey. We appreciate your time and effort expended to submit your bid. Should you have any questions or require more information please call (972) 548-4165. _____ (Required)

How did you receive notice of this request?
Valid Responses: [Please Select], Plano Star Courier, Plan Room, Collin County eBid Notification, Collin County Website, Other

16 Bid Bond Acknowledgement

Accompanying this bid, is a certified check, cashier's check or Bid Bond in the amount of five percent (5%) of the total amount bid. Also accompanying this bid, all the information required in Section 00200 – Instructions to Bidders. _____ (Required)

Please initial.

17 Construction Acknowledgement

Bidder, declares that the only person or parties interested in this bid are those principals named herein, that his/her bid is made without collusion with any other person, firm or corporation, that he/she has carefully examined the Contract Documents including the Advertisement for Bids, Instruction to Bidders, Construction Agreement, Specifications and the Drawings, therein referred to and has carefully examined the locations, conditions and classes of materials for the proposed work, and agrees that he/she will provide all the necessary labor, machinery, tools, equipment, apparatus and other items incidental to construction and will do all the work and furnish all the materials called for in the Contract Documents in the manner prescribed therein. _____ (Required)

Bidder hereby declares that he/she has visited the site of the Work and has carefully examined the Contract Documents pertaining to the Work covered by the above Bid, and he/she further agrees to commence work within ten (10) consecutive calendar days after date of written Notice to Proceed and to substantially complete the work on which he/she has bid within the number of days specified subject to such extensions of time allowed by Specifications.

Bidder certifies that the bid prices contained in this bid have been carefully checked and are submitted as correct and final. The prices have been shown in words and figures for each item listed in this bid and it is understood that in the event of a discrepancy, the words shall govern.

Please initial.

Line Items

#	Qty	UOM	Description	Response
1	1	lump sum	Base Bid Grand Total	\$ _____ (Required) Price

Supplier Notes: _____

Item Attributes: Please review the following and respond where necessary

#	Name	Note	Response
1	Bid Grand Total- Written in Words	The contract award will be based on the total bid price.	_____ (Required)
2	Total Material Cost Incorporated in Project		\$ _____ (Required)
3	Total Material Cost Incorporated in Project- Written in Words		_____ (Required)
4	Total Labor Cost Incorporated in Project		\$ _____ (Required)
5	Total Labor Cost Incorporated in Project- Written in Words		_____ (Required)
6	State Unit Price (Per Square Foot) to remove and replace deteriorated additional existing roofing and insulation.	Refer to Section 01 2200, 2.01, A., 2.	\$ _____ (Required)

2	1	lump sum	Add Alternate No. 1: Joint Sealants	\$ _____ (Required) Price
---	---	----------	-------------------------------------	---------------------------------

Item Notes: Refer to Section 01 2300, 1.02, A. Alternate bid amount shall not include the base bid amount.

Supplier Notes: _____

3	1	lump sum	Add Alternate No. 2: Exterior Masonry Water Repellant	\$ _____ (Required) Price
---	---	----------	---	---------------------------------

Item Notes: Refer to Section 01 2300, 1.02, B. Alternate bid amount shall not include the base bid amount.

Supplier Notes: _____

4	1	lump sum	Add Alternate No. 3: Gas Piping and Hot Stack Painting	\$ _____ (Required) Price
---	---	----------	--	---------------------------------

Item Notes: Refer to Section 01 2300, 1.02, C. Alternate bid amount shall not include the base bid amount.

Supplier Notes: _____

004313 BID BOND

STATE OF TEXAS §
COUNTY OF COLLIN §

KNOW ALL MEN BY THESE PRESENTS:

THAT _____, a corporation organized and existing under the laws of the State of _____, and fully authorized to transact business in the State of Texas, whose address is _____ of the City of _____ County of _____, and State of _____, (hereinafter referred to as "Principal"), and _____ (hereinafter referred to as "Surety", a corporation organized under the laws of the State of _____ and authorized under the laws of the State of Texas to act as surety on bonds for principals, are held and firmly bound unto _____ (hereinafter referred to as "Owner") and unto all persons, firms and corporations who may furnish materials for or perform labor upon the buildings, structures or improvements referred to in the attached Contract, , in the penal sum of _____ Dollars (\$ _____) in lawful money of the United States, for the payment whereof, the said Principal and Surety bind themselves, and their heirs, administrators, executors, successors, and assigns, jointly and severally, firmly by these presents:

SIGNED, SEALED and DATED this _____ day of _____ 20 _____.

WHEREAS, the Principal is herewith submitting its proposal for IFB 2018-116, CONSTRUCTION, ROOF RECOVERY FOR COLLIN COUNTY JUSTICE CENTER

The condition of the above obligations are such that if the aforesaid Principal shall be awarded the Contract, the said Principal will, within the time required, enter into a Contract and give Bonds, if required, for the faithful performance of the Contract and the prompt payment for labor and materials in the prosecution thereof, then this obligation shall be null and void; otherwise the Principal and Surety will pay unto the OWNER the full penal sum hereof, as liquidated damages, it being difficult and impractical to determine accurately the actual amount of damages occurring to OWNER by reason of Principal's failure to execute said Contract and Bonds.

PROVIDED FURTHER, that if any legal action be filed on this Bond, venue shall lie in _____ County, Texas.

The Resident Agent of the Surety for delivery of notice and service of process is:

Name: _____
Address: _____
Phone Number: _____

WITNESS

PRINCIPAL

Printed/Typed Name _____
Title: _____
Company: _____

Address: _____

WITNESS

SURETY

Printed/Typed Name _____
Title: _____
Company: _____

Address: _____

NOTE: CERTIFIED COPY OF POWER-OF-ATTORNEY SHOULD BE ATTACHED HERETO.

SECTION 004547 - CONFLICT OF INTEREST

INFORMATION REGARDING **CONFLICT OF INTEREST QUESTIONNAIRE**

During the 79th Legislative Session, House Bill 914 was signed into law effective September 1, 2005, which added Chapter 176 to the Texas Local Government Code. Recent changes have been made to Chapter 176 pursuant to HB23, which passed the 84th Legislative Session. Chapter 176 mandates the public disclosure of certain information concerning persons doing business or seeking to do business with Collin County, including family, business, and financial relationships such persons may have with Collin County officers or employees involved in the planning, recommending, selecting and contracting of a vendor for this procurement.

For a copy of Form CIQ and CIS:

http://www.ethics.state.tx.us/filinginfo/conflict_forms.htm

The vendor acknowledges by doing business or seeking to do business with Collin County that he/she has been notified of the requirements under Chapter 176 of the Texas Local Government Code and that he/she is solely responsible for complying with the terms and conditions therein. Furthermore, any individual or business entity seeking to do business with Collin County who does not comply with this practice may risk award consideration of any County contract.

For a listing of current Collin County Officers:

<http://www.collincountytx.gov/government/Pages/officials.aspx>

The following County employees will be involved in the planning, recommending, selecting, and contracting for the attached procurement:

Department/Evaluation Team:

Bill Burke – Director of Building Projects

David Dooley – Building Projects Coordinator

Purchasing:

Michalyn Rains – Purchasing Agent

Michelle Charnoski - Assistant Purchasing Agent

J. D. Griffin – Buyer II

Commissioners' Court:

Keith Self – County Judge

Susan Fletcher – Commissioner Precinct No. 1

Cheryl Williams – Commissioner Precinct No. 2

John Thomas – Commissioner Precinct No. 3

Duncan Webb – Commissioner Precinct No. 4

CONFLICT OF INTEREST QUESTIONNAIRE
For vendor doing business with local governmental entity

FORM CIQ

This questionnaire reflects changes made to the law by H.B. 23, 84th Leg., Regular Session.

This questionnaire is being filed in accordance with Chapter 176, Local Government Code, by a vendor who has a business relationship as defined by Section 176.001(1-a) with a local governmental entity and the vendor meets requirements under Section 176.006(a).

By law this questionnaire must be filed with the records administrator of the local governmental entity not later than the 7th business day after the date the vendor becomes aware of facts that require the statement to be filed. See Section 176.006(a-1), Local Government Code.

A vendor commits an offense if the vendor knowingly violates Section 176.006, Local Government Code. An offense under this section is a misdemeanor.

OFFICE USE ONLY

Date Received

1 Name of vendor who has a business relationship with local governmental entity.

2 **Check this box if you are filing an update to a previously filed questionnaire.** (The law requires that you file an updated completed questionnaire with the appropriate filing authority not later than the 7th business day after the date on which you became aware that the originally filed questionnaire was incomplete or inaccurate.)

3 Name of local government officer about whom the information is being disclosed.

Name of Officer

4 Describe each employment or other business relationship with the local government officer, or a family member of the officer, as described by Section 176.003(a)(2)(A). Also describe any family relationship with the local government officer. Complete subparts A and B for each employment or business relationship described. Attach additional pages to this Form CIQ as necessary.

A. Is the local government officer or a family member of the officer receiving or likely to receive taxable income, other than investment income, from the vendor?

Yes No

B. Is the vendor receiving or likely to receive taxable income, other than investment income, from or at the direction of the local government officer or a family member of the officer AND the taxable income is not received from the local governmental entity?

Yes No

5 Describe each employment or business relationship that the vendor named in Section 1 maintains with a corporation or other business entity with respect to which the local government officer serves as an officer or director, or holds an ownership interest of one percent or more.

6 Check this box if the vendor has given the local government officer or a family member of the officer one or more gifts as described in Section 176.003(a)(2)(B), excluding gifts described in Section 176.003(a-1).

7

Signature of vendor doing business with the governmental entity

Date

CONFLICT OF INTEREST QUESTIONNAIRE

For vendor doing business with local governmental entity

A complete copy of Chapter 176 of the Local Government Code may be found at <http://www.statutes.legis.state.tx.us/Docs/LG/htm/LG.176.htm>. For easy reference, below are some of the sections cited on this form.

Local Government Code § 176.001(1-a): "Business relationship" means a connection between two or more parties based on commercial activity of one of the parties. The term does not include a connection based on:

- (A) a transaction that is subject to rate or fee regulation by a federal, state, or local governmental entity or an agency of a federal, state, or local governmental entity;
- (B) a transaction conducted at a price and subject to terms available to the public; or
- (C) a purchase or lease of goods or services from a person that is chartered by a state or federal agency and that is subject to regular examination by, and reporting to, that agency.

Local Government Code § 176.003(a)(2)(A) and (B):

(a) A local government officer shall file a conflicts disclosure statement with respect to a vendor if:

(2) the vendor:

(A) has an employment or other business relationship with the local government officer or a family member of the officer that results in the officer or family member receiving taxable income, other than investment income, that exceeds \$2,500 during the 12-month period preceding the date that the officer becomes aware that

- (i) a contract between the local governmental entity and vendor has been executed;
- or
- (ii) the local governmental entity is considering entering into a contract with the vendor;

(B) has given to the local government officer or a family member of the officer one or more gifts that have an aggregate value of more than \$100 in the 12-month period preceding the date the officer becomes aware that:

- (i) a contract between the local governmental entity and vendor has been executed; or
- (ii) the local governmental entity is considering entering into a contract with the vendor.

Local Government Code § 176.006(a) and (a-1)

(a) A vendor shall file a completed conflict of interest questionnaire if the vendor has a business relationship with a local governmental entity and:

- (1) has an employment or other business relationship with a local government officer of that local governmental entity, or a family member of the officer, described by Section 176.003(a)(2)(A);
- (2) has given a local government officer of that local governmental entity, or a family member of the officer, one or more gifts with the aggregate value specified by Section 176.003(a)(2)(B), excluding any gift described by Section 176.003(a-1); or
- (3) has a family relationship with a local government officer of that local governmental entity.

(a-1) The completed conflict of interest questionnaire must be filed with the appropriate records administrator not later than the seventh business day after the later of:

(1) the date that the vendor:

- (A) begins discussions or negotiations to enter into a contract with the local governmental entity; or
- (B) submits to the local governmental entity an application, response to a request for proposals or bids, correspondence, or another writing related to a potential contract with the local governmental entity; or

(2) the date the vendor becomes aware:

- (A) of an employment or other business relationship with a local government officer, or a family member of the officer, described by Subsection (a);
- (B) that the vendor has given one or more gifts described by Subsection (a); or
- (C) of a family relationship with a local government officer.

Section 004548 - CHAPTER 2270 VERIFICATION

I, _____, the undersigned representative of
(PRINT NAME)

(COMPANY)

do hereby verify that the company named-above, under the provisions of Subtitle F, Title 10, Government Code Chapter 2270:

1. Does not boycott Israel currently; and
2. Will not boycott Israel during the term of the contract.

Pursuant to Section 2270.001, Texas Government Code:

1. *“Boycott Israel” means refusing to deal with, terminating business activities with, or otherwise taking any action that is intended to penalize, inflict economic harm on, or limit commercial relations specifically with Israel, or with a person or entity doing business in Israel or in an Israeli-controlled territory, but does not include an action made for ordinary business purposes; and*
2. *“Company” means a for-profit sole proprietorship, organization, association, corporation, partnership, joint venture, limited partnership, limited liability partnership, or any limited liability company, including a wholly owned subsidiary, majority-owned subsidiary, parent company or affiliate of those entities or business associations that exist to make a profit.*

DATE

SIGNATURE OF COMPANY REPRESENTATIVE

TITLE

005213 CONSTRUCTION AGREEMENT

THIS CONSTRUCTION AGREEMENT is made and entered into by and between _____, a TEXAS corporation (hereinafter referred to as “Contractor”), and COLLIN COUNTY, TEXAS, a political subdivision of the State of Texas (hereinafter referred to as “County” or “OWNER”), to be effective from and after the date hereinafter provided.

For and in consideration of the covenants and agreements contained herein, and for the mutual benefits to be obtained hereby, the parties hereto agree as follows:

CONTRACT SUM

The County shall pay the Contractor in current funds for the performance of the work, subject to additions and deductions by Change orders as provided in the Contract Documents. The contract sum shall be the amount of: _____
(\$ _____)

EFFECTIVE DATE

This Construction Agreement, having been previously approved by the Commissioners’ Court of Collin County, Texas, shall be effective upon the date of delivery and execution by Contractor, provided the County executes the same within five (5) consecutive calendar days after said delivery and execution by Contractor.

I. CONTRACT GENERAL PROVISIONS

1.1 DEFINITIONS

Words which have well-known technical or construction industry meanings shall have their commonly understood meanings in the Contract Documents, unless a different meaning is stated in the Contract Documents. The following words and expressions, or pronouns used in their place, shall wherever they appear in this contract be construed as follows, unless a different meaning is clear from the context:

Addendum, Bulletin or Letter of Clarification: Any additional contract provisions, or change, revisions or clarification of the Contract Documents issued in writing by the OWNER, to prospective bidders prior to the receipt of bids.

Contract or Contract Documents: The written agreement covering the performance of the work. The Contract and Contract Documents include this written Construction Agreement between OWNER and CONTRACTOR, Advertisement for Bids, Instructions to Bidders, Requests for Proposal, all Addenda, the Specifications, including the general and supplemental special and technical conditions, Drawings, provisions, plans or working drawings — and any supplemental changes or agreements pertaining to the Work or materials therefor; and bonds and any additional documents incorporated by reference in the above.

CONTRACTOR: The person, persons, partnership, firm, corporation, association or organization, or any combination thereof, entering into the contract for the execution of the work, acting directly or through a duly authorized representative.

Other CONTRACTORS: Any contractor, other than the CONTRACTOR or his subcontractors, who has a direct contact with the OWNER for work on or adjacent to the site of the work.

Contract Work or Work: Everything expressly or impliedly required to be furnished and done by the CONTRACTOR by the Contract Documents.

Architect: The term “Architect” means the Architect or his duly authorized representative. The Architect shall be understood to be the Architect of the OWNER, and nothing contained in the Contract Documents shall create any contractual or agency relationship between the Architect and the CONTRACTOR.

Extra Work: Work other than that which is expressly or impliedly required by the Contract Documents at the time of the execution of the contract.

Change Order: A written order to the CONTRACTOR authorizing and directing an addition, deletion or revision in the work within the general scope of the Contract Documents, or authorizing an adjustment in the Contract Price or the Contract time.

Contract Price: The total amount of money payable to the CONTRACTOR under the terms and conditions of the Contract Documents. When used in such context, it may also mean the unit price of an item of work under the Contract terms.

OWNER’S Representative: The Architect or Engineer or other duly authorized assistant, agent, engineer, inspector or superintendent acting within the scope of their particular duties.

Drawings or Contract Drawings: Those drawings that are the graphic and pictorial portions of the Contract Documents showing the design, location and dimensions of the Work, including but not limited to, the plans, elevations, sections, details, schedules, diagrams, any bulletin, or any detailed drawing furnished by the OWNER, pertaining or supplemental thereto.

Specifications: Those portions of the Contract Documents that specify the requirements for materials, equipment, systems, standards and workmanship for performance of the Work, and related services.

Inspector: Any representative of the OWNER designated to inspect the work.

Materialman or Supplier: Any subcontractor contracting with the CONTRACTOR, or any of his subcontractors, to fabricate or deliver or who

actually fabricates or delivers materials, supplies or equipment to be consumed or incorporated into the Work.

Notice: Written notice effective the date of the postmark thereon, or if hand delivered, effective the date of hand delivery.

OWNER: COLLIN COUNTY, TEXAS, a political subdivision of the State of Texas. The term OWNER means the OWNER or its authorized representative.

Payment Bond: A bond in the amount of the Contract executed by a corporate surety in accordance with all Texas Law, including but not limited to, Chapter 2253 of the Texas Government Code and Chapter 3503 of the Texas Insurance Code, for public works projects as security furnished by the CONTRACTOR and his sureties solely for the protection of payment bond beneficiaries supplying labor and materials in the prosecution of the Contract Work.

Performance Bond: A bond in the amount of the Contract executed by a corporate surety in accordance with all Texas Law, including but not limited to, Chapter 2253 of the Texas Government Code and Chapter 3503 of the Texas Insurance Code, for public works projects as security furnished by the CONTRACTOR and his sureties solely for the protection of the Owner, conditioned on the faithful performance of the Contract Work in accordance with the plans, specification, and Contract Documents.

Maintenance Bond: A bond executed by a corporate surety for 10% of the Contract Price that complies with all Texas Laws, including but not limited to, Chapter 3503 of the Texas Insurance Code, guaranteeing the prompt, full and faithful performance of the general guaranty and warranty contained in the Contract Documents, and Texas Law.

Project: The total construction of the work described in the Contract Documents performed by the Contractor, Other Contractor or the Owner in whole or part.

Proposal: The written statement or statements duly submitted to the OWNER by the person, persons, partnership, company, firm, association or corporation proposing to do the Work contemplated, including the approved form on which the formal bids for the Work are to be proposed.

Plan, or Plans: The plans are the drawings or reproductions therefrom made by the Owner or Owner's Representative and approved by the Owner showing the dimensions, location, design and position of the various elements of the Project and Work, including plans, elevations, sections, details, schedules, diagrams, working drawings, preliminary drawings, and such supplemental drawings as the Owner may issue to clarify other drawings or for the purpose of showing changes in the Contract Work authorized by the Owner, or for showing details not shown therein.

Special Provisions or Conditions: The special clauses of the Contract, or Contract Documents, setting forth conditions or requirements peculiar to the specific Project involved, supplementing the standard or general specifications and taking precedence over any conditions or requirements of the standard or general specifications with which they are in conflict.

Specifications or Contract Specifications: All of the general, special and technical conditions or provisions, and all addendum or supplements thereto consisting of written requirements for materials, equipment, systems, standards and performance of the work.

Site: The area upon or in which the CONTRACTOR'S operations are carried on, and such other areas adjacent thereto as may be designated as such by the OWNER.

Subcontractors: Any persons, firm or corporation, other than employees of the CONTRACTOR, who or which contracts with the CONTRACTOR to furnish, or who actually furnishes, labor and/or materials and equipment at or about the site.

Sureties: The corporate bodies which are bound by such bonds as are required with and for the CONTRACTOR. The sureties engaged to be responsible for the entire and satisfactory fulfillment of the Contract and for any and all requirements as set out in the specifications, Contract or plans.

The Work: All work including the furnishing of all labor, materials, tools, equipment, required submittals and incidentals to be performed by the CONTRACTOR under the terms of the Contract.

Directed, Required, Approved and Words of Like Import: Whenever they apply to the Work or its performance, the words "directed," "required," "permitted," "ordered," "designated," "established," "prescribed" and words of like import used in the Contract, specifications or upon the drawings shall imply the direction, requirement, permission, order, designation or prescription of the OWNER; and "approved," "acceptable," "satisfactory" and words of like import shall mean approved by, acceptable to or satisfactory to the OWNER.

Equal: Materials, articles or methods which are of equal or higher quality than those specified or shown on the drawings and as further defined in the "or equal" clause. Substitution of Materials shall be determined by the Architect or Engineer at his or her discretion, and approved by the Owner.

Working Time, Completion Time or Contract Time: The time set forth in the Contract for the performance and completion of the Work contracted for. The time may be expressed as calendar days, working days or a specific date.

Calendar Day or Days: Any successive days of the week or month, no days being excepted.

Working Day: A working day is defined as a calendar day not including Saturdays, Sundays or those legal holidays as specified in the list prepared by the OWNER for contract purposes. Nothing in this definition shall be construed as prohibiting the CONTRACTOR from working on Saturdays if he so desires, however permission of the OWNER shall be necessary if the CONTRACTOR chooses to work on Saturday. Work on Sundays shall not be permitted without the written permission of the OWNER. If Saturday or Sunday work is permitted, working time shall be charged on the same basis as week days. Where the working time is expressed as calendar days or a specific date, the concept of working days shall no longer be relevant to the contract.

CONTRACT DOCUMENTS

- 1.2 The parties agree that the Contract Documents shall consist of the following documents in addition to any other documents referenced or incorporated herein:
- A. This written Construction Agreement, including any changes or modifications;
 - B. All addenda including the following listed and numbered addenda:
Addendum No. 1 dated _____ Received _____
Addendum No. 2 dated _____ Received _____
Addendum No. 3 dated _____ Received _____
 - C. Advertisement for Bids, Instructions to Bidder, the Invitation to Bid and Bid Form;
 - D. The Special/Supplemental Conditions;
 - E. The Specifications and the Project Drawings (if any);
 - F. The Construction Details shown on plans;
 - G. The Standard Specifications and Standard Drawings from the Public Works Construction Standards-North Central Texas Council of Governments, 2004 edition and all subsequent addendums;
 - H. The Performance Bond in the sum of ONE HUNDRED PERCENT (100%) of the total Contract Price;
 - I. The Payment Bond in the sum of ONE HUNDRED PERCENT (100%) of the total Contract Price; and,
 - J. The Maintenance Bond in the sum of TEN PERCENT (10%) of the total Contract Price.

1.2.1 PRIORITY OF THE CONTRACT DOCUMENTS

These Contract Documents (A through J above) form the Construction Agreement and are a part of this Construction Agreement as if fully set forth herein. In the event of an inconsistency in any of the provisions of the Contract Documents, the inconsistency shall be resolved by giving precedence to the Contract Documents in the order in which they are listed above.

1.2.2 THE CONTRACT

The Contract Documents form the Contract. The Contract represents the entire integrated agreement between the OWNER and the CONTRACTOR and supercedes all prior negotiations, and representations by either party.

1.3 CORRELATION AND INTENT OF DOCUMENTS

The Contract Documents are complementary and what is called for by any one shall be as binding as if called for by all. The intent of the documents, unless otherwise specifically provided, is to produce complete and finished work, which the CONTRACTOR undertakes to do in full compliance with the Contract Documents. It is not intended to mention every item of work in the specifications which can be adequately shown on the drawings nor to show on the drawings all items of work described or required by the specifications. All materials or labor for work shown on the drawings or reasonably inferable therefrom as being necessary to produce a finished job shall be provided by the CONTRACTOR whether or not same is expressly covered in the specifications. No verbal conversation, understanding or agreement with any officer or employee or agent of the OWNER, either before or after the execution of the Contract, shall affect or modify any of the terms, conditions or obligations contained in the Contract Documents.

1.3.1 CONTRACT DRAWINGS AND SPECIFICATIONS

The OWNER shall furnish the CONTRACTOR one copy of the Contract Drawings and any supplemental drawings and specifications reasonably necessary for the proper execution of the work. At least one copy of all drawings and specifications shall be accessible at all times to the OWNER at the job site.

1.3.2 SUPPLEMENTAL DRAWINGS AND SPECIFICATIONS

In order to carry out the intent of the Contract Documents and to assist the CONTRACTOR in performing its work, the OWNER, after the execution of the Contract, may, by supplemental drawings, specifications or otherwise, furnish additional information or instructions as may be necessary for construction purposes.

All such supplemental drawings, specifications or instructions are intended to be consistent with the Contract Documents and reasonably inferable therefrom. Therefore, no extra costs shall be allowed by the OWNER on a claim that particular supplemental drawings, specifications or instructions differ from the requirements of the Contract Documents, incurring extra costs, unless the CONTRACTOR has first brought the

matter, in writing, to the OWNER'S attention for adjustment before proceeding with the work covered by such.

If the OWNER decides that there is no departure from the requirements of the Contract Documents, the CONTRACTOR shall then proceed with the work as shown, specified or directed. If the OWNER shall decide that extra work is involved, he shall so modify the supplemental drawings, specifications or instructions to eliminate the extra work, or cause a written Change Order to be issued in accordance with the Contract Documents.

1.3.3 ERRORS AND CORRECTIONS IN DRAWINGS AND SPECIFICATIONS

The CONTRACTOR shall not take advantage of any apparent errors, omissions or discrepancies in the drawings or specifications; and the Architect or Engineer shall be permitted to make such corrections or interpretations as may be necessary for the fulfillment of the intent of the Contract Documents. In case of any errors, omissions or discrepancies in the drawings or specifications, the CONTRACTOR shall promptly submit the matter to the OWNER or OWNER'S Representative in writing who, in turn, shall promptly make a determination and issue the necessary instructions in writing. Any adjustment by the CONTRACTOR without this determination and instructions shall be at the CONTRACTOR'S own risk and expense. The Work is to be made complete as intended by the Contract Documents.

1.3.4 EXISTING STRUCTURES

The plans show the general locations of some known surface and subsurface structures. The locations of many gas mains, water mains, conduits, sewers, other utilities, etc., however, are unknown, and the OWNER assumes no responsibility for failure to show any or all of these structures on the plans or to show them in their exact locations. It is mutually agreed that such failure shall not be considered sufficient basis for claims for additional compensation for Extra Work or for increasing the pay quantities in any manner whatsoever. The CONTRACTOR shall be solely responsible for locating all gas mains, water mains, conduits, sewers, other utilities etc., so as to perform the Work without damaging the same.

II. THE WORK

2.1 SCOPE OF WORK

Contractor shall provide all labor, supervision, materials, and equipment necessary to perform all work required by the Contract Documents in connection with 2018-116, Construction, Roof Recovery For Collin County Justice Center.

2.2 CHANGE OR MODIFICATION OF CONTRACT

2.2.1 ALTERATION OF PLANS AND SPECIFICATIONS

The OWNER reserves the right to make such changes in the plans and specifications and in the character of the work as may be necessary or desirable to insure completion in the most satisfactory manner, provided such changes do not materially alter the original plans and specifications or change the general nature of the Work as a whole. Such changes shall not be considered as waiving or invalidating any condition or provision of the Contract or bonds. Such changes shall be issued by the Architect or Engineer.

2.2.2 INCREASED OR DECREASED QUANTITIES OF WORK

The OWNER reserves the right and may from time to time, by written order, and without notice to any surety, make changes in the quantity or time of performance of the Work, as may be considered necessary or desirable and such changes shall not be considered as waiving or invalidating any conditions or provisions of the Contract or bonds. The CONTRACTOR shall perform all the Contract Work in strict compliance with the Contract Documents, and shall not make any changes to the Work without prior written authorization from the OWNER, in the form of a written Change Order. If such changes increase or decrease either the cost or the time necessary for the performance of the Work, then the parties will mutually agree upon an equitable adjustment to the price or time to perform the Work pursuant to the terms of the Contract.

2.2.3 EXTRA WORK/CHANGE ORDERS

When any work is necessary to the proper completion of the Project and for which no prices are provided for in the Bid or Proposal and Contract, the CONTRACTOR shall do such work, but only when and as ordered in writing by the OWNER. The OWNER may order changes in the Work without invalidating Contract. Payment for Extra Work shall be made as provided herein. Contractor agrees that overhead and profit for Extra Work shall not exceed 10% of the total cost of the Extra Work. The Contractor shall not be entitled to any additional funds for any work or extra work performed on the Project, unless a Change Order is issued and signed by the Owner. The CONTRACTOR shall perform the work as altered, whether increased or decreased, and no allowances shall be made for anticipated profits. Nothing in this section shall give rise to any claims for any delay or acceleration damages, and the CONTRACTORS sole

remedy for any delays in the Project shall remain an equitable extension of time as provided for in the Contract Documents. CONTRACTOR acknowledges and agrees to waive all rights or claims for compensation for any additional or other work not specifically authorized by the OWNER.

2.3 DISPUTED WORK AND CLAIMS FOR ADDITIONAL COMPENSATION

If the CONTRACTOR is of the opinion that (a) the work necessary or required to accomplish the result intended by this Contract, or (b) any work ordered to be done as Contract Work by the OWNER is extra work or additional work and not Contract Work, or (c) any determination or order of the OWNER violates the terms and provisions of this Contract, the CONTRACTOR shall promptly, either before proceeding with such work or complying with such order or determination, notify the OWNER in writing of his contentions with respect thereto and request a final determination thereof.

Such determination of the OWNER shall be given in writing to the CONTRACTOR. If the OWNER determines that the work in question is Extra Work and not Contract Work, or that the order complained of requires performance by the CONTRACTOR beyond that required by the Contract or violates the terms and provisions of the Contract, thereupon the OWNER shall cause either (a) the issuance of a written Change Order covering the Extra Work as provided herein, or (b) the determination or order complained of to be rescinded or so modified so as to not require performance beyond that required by the terms and provisions of the Contract.

If the OWNER determines that the work in question is Contract Work and not Extra Work, or that the determination or order complained of does not require performance by the CONTRACTOR beyond that required by the Contract or violate the terms and provisions of the Contract, he shall direct the CONTRACTOR to proceed, and the CONTRACTOR must promptly comply. In order to reserve his right to claim compensation for such work resulting from such compliance, however, the CONTRACTOR must, within 20 calendar days after receiving the OWNER'S determination and direction, notify the OWNER in writing that the work is being performed, or that the determination and direction is being complied with, under protest.

If the CONTRACTOR fails to so appeal to the OWNER for a determination or, having so appealed, should the CONTRACTOR thus fail to notify the OWNER in writing of his protest, the CONTRACTOR shall be deemed to have waived any claim for extra compensation or damages therefore. No oral appeals or oral protests, no matter to whom made, shall be deemed even substantial compliance with the provisions of this item.

In addition to the foregoing requirements, the CONTRACTOR shall, upon notice from the OWNER, produce for examination for a minimum period of three (3) years following final payment or termination of contract and audit at the CONTRACTOR'S office, by the representatives of the OWNER, all his books and records showing all of his acts and transactions in connection with contractual performance as well as relating to or arising by reason of the matter in dispute. At such examination a duly authorized representative of the CONTRACTOR may be present.

Unless the aforesaid requirements and conditions are complied with by the CONTRACTOR, the OWNER shall be released from all claims arising under, relating to or by reason of disputed work or extra work. It is further stipulated and agreed that no conduct on the part of the OWNER or any agent or employee of the OWNER shall ever be construed as a waiver of the requirements of this section, when such requirements constitute an absolute condition precedent to any approval of any claim for extra compensation, notwithstanding any other provisions of the Contract Documents; and in any action against the OWNER to recover any sum in excess of the contract amount, the CONTRACTOR must allege and prove strict compliance with the provisions of this section. The CONTRACTOR ASSUMES THE RISK OF NONPAYMENT, for failing to comply with any of the requirements of this section.

III. CONTRACTORS RESPONSIBILITIES

3.1 CONTRACTOR'S REPRESENTATIONS, WARRANTIES AND ASSURANCES.

In consideration of, and to induce the award of this contract to him, the CONTRACTOR represents and warrants: (a) That he is financially solvent, and sufficiently experienced and competent to perform the work; (b) That the facts stated in the proposal and the information given by him pursuant to the bidding documents are true and correct in all respects; (c) That he has read, understood and complied with all the requirements set forth in the bidding documents; (d) That he is familiar with and understands all laws and regulations applicable to the work; and (e) unless otherwise specifically provided for in the Contract Documents, the CONTRACTOR shall do all the Work and shall furnish all the tools, equipment, machinery, materials, labor and appliances, except as herein otherwise specified, necessary or proper for performing and completing the work required by this Contract, in the manner and within the time herein prescribed.

By executing the contract, the CONTRACTOR represents that he has visited the site of Work, has fully familiarized himself with the local and on-site conditions under which the work is to be performed and has correlated his observation with the requirements of the Contract Documents. In addition, the CONTRACTOR represents that he has satisfied himself as to subsurface conditions at the site of the Work. Information, data and representations contained in the Contract

Documents pertaining to the conditions at the site, including subsurface conditions, are for information only and are not warranted or represented in any manner to accurately show the conditions at the site of the Work. The CONTRACTOR agrees that he shall make no claims for damages, additional compensation or extension of time against the OWNER because of encountering actual conditions in the course of the Work which vary or differ from conditions or information contained in the Contract Documents. All risks of differing subsurface conditions shall be borne solely by the CONTRACTOR.

The CONTRACTOR shall carefully study and compare the Contract Documents and shall at once report to the OWNER any error, inconsistency or omission he may discover. The CONTRACTOR shall perform no portion of the Work at any time without Contract Documents or, where required, approved shop drawings, product data or samples for such portion of the work.

3.1.1 SHOP DRAWINGS, PRODUCT DATA AND SAMPLES

A. Shop drawings are drawings, diagrams, schedules and other data specially prepared for the work by the CONTRACTOR or any subcontractor, manufacturer, supplier or distributor to illustrate some portion of the Work.

B. Product data are illustrations, standard schedules, performance charts, instructions, brochures, diagrams and other information furnished by the CONTRACTOR to illustrate a material, product or system for some portion of the work.

C. Samples are physical examples which illustrate materials, equipment or workmanship and establish standards by which the work shall be judged.

D. the CONTRACTOR shall provide, review, approve and submit to the Architect or Engineer with reasonable promptness and in such sequence as to cause no delay in the Work or in the work of the OWNER or any separate contractor, all shop drawings, product data and samples required by the Contract Documents. The Work will be performed in accordance with submittals approved by the Architect or Engineer. The CONTRACTOR shall not be relieved responsibility for deviations from the requirements of the Contract Documents by errors or omissions by the OWNER, Architect or Engineer in approving Shop Drawings, Product Data, samples or any other submittals.

E. By approving and submitting shop drawings, product data and samples, the CONTRACTOR represents that he has determined and verified all materials, field measurements, and field construction criteria related thereto, or shall do so, and that he has checked and coordinated the

information contained within such submittals with the requirements of the Work and of the Contract Documents.

F. As the Architect's or Engineer's review is only for general conformance with the requirements of the Contract Documents, the CONTRACTOR shall not be relieved of responsibility for any deviation from the requirements of the Contract Documents by the Architect's or Engineer's approval of shop drawings, product data or samples unless the CONTRACTOR has specifically informed the Architect and Engineer in writing of such deviation at the time of submission and the Architect and Engineer have given written approval to the specific deviation. The CONTRACTOR shall not be relieved from responsibility for errors or omissions in the shop drawings, product data or samples by the Architect's or Engineer's approval thereof. The CONTRACTOR shall direct specific attention, in writing or on resubmitted shop drawings, product data or samples, to revisions other than those requested by the Architect or Engineer on previous submittals.

G. the CONTRACTOR shall be responsible for delays caused by rejection of the submittal of inadequate or incorrect shop drawings, product data or samples. The CONTRACTOR shall be responsible for seeing that any "approved" copies of shop drawings bearing the approval of the Architect or Engineer are allowed on the job site. The CONTRACTOR shall be responsible for providing all copies of approved shop drawings necessary for the construction operations.

H. the CONTRACTOR shall keep adequate records of submittal and approvals so that an accurate up-to-date record file is maintained at the job site at all times.

I. No portion of the work requiring submission of a shop drawing, product data or sample shall be commenced until the submittal has been approved by the Architect or Engineer. All such portions of the work shall be in accordance with approved submittals.

3.1.2 SURETY BONDS

With the execution and delivery of the contract, the CONTRACTOR shall furnish and file with the OWNER in the amounts herein required, the surety bonds specified hereunder. Without exception, the OWNER'S bond forms, attached hereto as Section 00610 and 00611 must be used, and exclusive venue for any lawsuit in connection with such bonds shall be specified as the county in which the OWNER'S principal office is located. Such surety bonds shall be in accordance with Texas Law, including but not limited to, the provisions of Chapter 2253 of the Texas Government Code and Chapter 3503 of the Texas Insurance Code. These bonds shall

automatically be increased by the amount of any change order or supplemental agreement which increases the contract price with or without notice to the surety, but in no event shall a change which reduces the contract amount reduce the penal amount of such bonds.

A. Performance Bond. A good and sufficient bond in an amount not less than 100 percent (100%) of the total amount of the Contract Price guaranteeing the full and faithful execution of the Work and performance of the Contract in accordance with the plans, specifications and Contract Documents, including any extensions thereof, for the protection of the OWNER. This bond shall provide for the repair and/or replacement of all defects due to faulty materials and workmanship that appear within a period of one year from the date of completion and acceptance of the improvement by the OWNER or such lesser or greater period as may be designated in the Contract Documents.

B. Payment Bond. A good and sufficient bond in an amount not less than 100 percent (100%) of the total amount of the Contract Price guaranteeing the full and proper protection of all payment bond beneficiaries and claimants supplying labor and material in the prosecution of the work provided for in said Contract and for the use of each claimant.

C. Sureties. No sureties shall be accepted by the OWNER who are now in default or delinquent on any bonds or who are interested in any litigation against the OWNER. All bonds shall be made on forms furnished by the OWNER and shall be executed by not less than one corporate surety authorized to do business in the State of Texas and acceptable to the OWNER. The sureties shall be listed in the most current Federal Register Treasury List. Each bond shall be executed by the CONTRACTOR and surety. Each surety shall designate an agent resident in the OWNER'S jurisdictional area acceptable to the OWNER to whom any requisite notices may be delivered and on whom service of process may be had in matters arising out of such suretyship. The OWNER reserves the right to reject any and all sureties.

D. Additional or Substitute Bonds. If at any time the OWNER is or becomes dissatisfied with any surety, then upon the performance or payment bond, the CONTRACTOR shall, within five days after notice from the OWNER to do so, substitute an acceptable bond (or bonds), or provide an additional bond, in such form and sum and signed by such other surety or sureties as may be satisfactory to the OWNER. The premiums on such bonds shall be paid by the CONTRACTOR without recourse to the OWNER. No further payments under the contract shall be deemed due or payable until the substitute or additional bonds shall have been furnished and accepted by the OWNER.

3.1.3 PERMITS AND FEES

The CONTRACTOR shall secure and pay for all building permits and other permits and governmental fees, licenses and inspections necessary for proper execution and completion of the Work which are normally and legally required for the construction of similar projects in the State of Texas. The CONTRACTOR will give all notices required by laws, ordinances, rules, regulations and lawful orders of authorized public authorities required for the proper and legal performance of the Work.

3.14 CONTRACT DOCUMENTS AT SITE

The CONTRACTOR shall keep and maintain at the Project site one record copy of the Contract Documents, including but not limited to, the Drawings, Specifications, addenda, Change Orders, submittals, Product Data, Samples and other modifications, in good order and marked to show the current construction of the Project. These documents shall be available to the OWNER, Architect or Engineer to review at any time and shall be submitted to the OWNER upon completion of the Project, along with a complete set of as built drawings.

3.2 CONTRACTOR'S RESPONSIBILITIES

3.2.1 PERFORMANCE OF THE WORK

In addition to those matters elsewhere expressly made the responsibility of the CONTRACTOR, the CONTRACTOR shall have the full and direct responsibility for the performance and completion of the Work under this Contract and for any act or neglect of the CONTRACTOR, his agents, employees or subcontractors. He shall bear all losses, if any, resulting on account of the amount and character of the Work, or because the conditions under which the work must be done are different from what were estimated or anticipated by him, or because of weather, floods, elements or other causes.

3.2.2 MEANS AND METHODS OF CONSTRUCTION

Unless otherwise expressly provided in the contract drawings, specifications or bulletins, the means and methods of construction shall be such as the CONTRACTOR may choose; subject, however, to the OWNER'S right to prohibit means and methods proposed by the CONTRACTOR which in the OWNER'S judgment:

- A. shall constitute a hazard to the Work, or to persons or property, or shall violate express requirements of applicable laws or ordinances; or

- B. shall cause unnecessary or unreasonable inconvenience to the public; or
- C. shall not produce finished work in accordance with the requirements of the Contract Documents; or
- D. shall not assure the Work to be completed within the time allowed by the contract.

The OWNER'S approval of the CONTRACTOR'S means or methods of construction, or the OWNER'S failure to exercise his right to prohibit such means or methods, shall not relieve the CONTRACTOR of his responsibility for the Work or of his obligation to accomplish the result intended by the Contract Documents; nor shall the exercise or non-exercise of such rights to prohibit create a cause of action for damages or provide a basis for any claim by the CONTRACTOR against the OWNER. The CONTRACTOR shall be solely responsible for, the construction means and methods, techniques, sequences, procedures, and for the safety precautions and programs in connection with the Work or the Project.

If the Contract Documents specify any means, methods, techniques, sequences or procedures, the CONTRACTOR shall evaluate said specifications and determine that they are safe for the proper prosecution of the Work. The CONTRACTOR shall be solely responsible for the job site safety of such means, methods, techniques, sequences or procedures. If the CONTRACTOR determines the the specified means, methods, techniques, sequences or procedures may not be safe, the CONTRACTOR shall immediately notify the OWNER and Architect or Engineer and shall not proceed without further instructions.

3.2.3 CONSTRUCTION SCHEDULE

The CONTRACTOR, immediately after being awarded the contract, shall prepare and submit for the OWNER, and Architect or Engineer's information an estimated progress schedule for the work. The progress schedule shall be related to the entire Project to the extent required by the Contract Documents and shall provide for expeditious and reasonable execution of the work, not to exceed the time limits for completion provided in the Contract Documents. The progress schedule shall be updated as the Work proceeds or the schedule changes and immediately upon request by the OWNER. The CONTRACTOR shall also prepare a schedule of submittals that allows for a reasonable time for the OWNER, Architect or Engineer to review the submittals so as not to delay the Project.

3.2.4 TIME OF PERFORMANCE OF THE WORK

The CONTRACTOR shall begin the work to be performed under this Contract not later than 10 days from the date specified in the purchase or work order and shall conduct the work in such a manner and with sufficient equipment, material and labor as is necessary to insure its completion within the working time. It is the intent of this specification to provide a continuous construction operation without delay except as occasioned by unforeseeable causes beyond the control and without the fault or negligence of the CONTRACTOR, and it shall be the CONTRACTOR's responsibility to execute the work in the most expeditious manner.

Work shall be done only during the regular and commonly accepted and prescribed working hours. No work shall be done on nights, Sundays or regular holidays unless permission is given by the OWNER

Time is of the Essence for the performance of the Work by the CONTRACTOR. CONTRACTOR agrees that the time allotted for the performance of the Work is reasonable.

3.2.5 PERFORMANCE OF EXTRA OR DISPUTED WORK

While the CONTRACTOR or his subcontractor is performing Extra Work in accordance with the OWNER'S written order, the cost of which is to be determined on a time and material basis, or is performing disputed work or complying with a determination or order under protest, the CONTRACTOR shall, on the Monday following the performance of the work, furnish the OWNER'S representative at the site with three copies of verified statements showing:

A. the name and number of each workman employed on such extra work or engaged in complying with such determination or order, the character of extra work each is doing and the wages paid to him, including the rate and amount of payroll taxes, contributions for insurance, and federal social security; and

B. the nature, cost and quantity of any materials, plant equipment or construction equipment furnished or used in connection with the performance of such extra work or in complying with such determination or order, and from whom purchased or rented.

The CONTRACTOR and his subcontractors, when required by the OWNER, must also produce for inspection for a minimum period of three (3) years following final payment or termination of contract, produce for examination and audit by designated OWNER representatives, any and all of his books, vouchers, records, daily job diaries and reports, canceled checks, etc. showing the nature and quantity of labor, materials and

equipment actually used in the performance of the extra work; the amounts expended therefore; and the costs incurred for insurance premiums and other items of expense directly chargeable to such extra work. The CONTRACTOR must permit the OWNER'S representatives to make extracts therefrom or copies thereof as may be desired.

Failure of the CONTRACTOR to comply strictly with the requirements of this section shall constitute a waiver of any claim for extra compensation on account of the performance of such extra work.

3.3 QUALITY OF WORK

3.3.1 INSPECTION AND TESTS

The CONTRACTOR shall furnish the OWNER with every reasonable accommodation and opportunity to ascertain whether or not the work performed is in accordance with the requirements and intent of the plans and specifications. Any work done or materials used without suitable inspection by the OWNER may be ordered removed and replaced at the CONTRACTOR'S expense. The CONTRACTOR shall not be relieved from his obligations to perform the Work in accordance with the Contract Documents either by the activities or duties of the OWNER in his administration of the contract, or by inspections, tests or approvals required or performed by persons other than the CONTRACTOR.

Unless otherwise provided, the CONTRACTOR shall make arrangements for all tests, inspections and approvals with an independent testing laboratory or entity required by the Contract Documents or by laws, ordinances, rules, regulations or orders of public authorities having jurisdiction over the Work or items to be tested, inspected or approved. If additional testing or inspection is required they shall be performed at the CONTRACTOR'S expense.

3.3.2 REMOVAL OF DEFECTIVE AND UNAUTHORIZED WORK

All work which has been rejected or condemned shall be repaired, or if it cannot be repaired satisfactorily, it shall be removed and replaced at the CONTRACTOR'S expense. Defective materials shall be immediately removed from the site of the work. Work done without line and grade having been given, work done beyond the lines or not in conformity with the grades shown on the plans or as given, save as herein provided, work done without written authority and prior agreement in writing as to process, shall be done at the CONTRACTOR'S risk and shall be considered unauthorized and at the option of the OWNER may be ordered removed at the CONTRACTOR'S expense.

Upon failure of the CONTRACTOR to repair satisfactorily or to remove and replace, if so directed, rejected, unauthorized or condemned work or materials immediately after receiving notice from the OWNER, the OWNER shall, after giving written notice to the CONTRACTOR, have the authority to cause defective work to be remedied or removed and replaced, or to cause unauthorized work to be removed and to deduct the cost thereof from any monies due or to become due the CONTRACTOR. Alternatively, the OWNER may, at its option, declare the CONTRACTOR in default.

3.3.3 WORKING AREA; COORDINATION WITH OTHER CONTRACTORS; FINAL CLEANUP

The CONTRACTOR shall confine his equipment, storage of materials and construction operations to the area shown on the contract drawings or stated in the specifications, prescribed by ordinance, laws, or permits or as may be directed by the OWNER, and shall not unreasonably encumber the site or public right-of-way with his construction equipment, plant or materials.

Such area shall not be deemed for the exclusive use of the CONTRACTOR. Other contractors of the OWNER may enter upon and use such portions of the area and for such items as determined by the OWNER are necessary for all purposes required by their contracts. The CONTRACTOR shall give to such other contractors all reasonable facilities and assistance to the end that the work on this and other contracts shall not be unduly or unreasonably delayed. Any additional areas desired by the CONTRACTOR for his use shall be provided by him at his own cost and expense.

The CONTRACTOR is responsible for cutting, fitting or patching any parts of the Work where such work is necessary to make the Work complete, for parts to fit together, or for any damage to the Work prior to Final Acceptance.

The CONTRACTOR shall keep the Project and the surrounding area clean and free from the accumulation of waste materials or trash. Upon completion of the work and before final acceptance and final payment shall be made, the CONTRACTOR shall completely clean and remove from the site of the work surplus and discarded materials, temporary structures and debris of every kind. He shall leave the site of the work in a neat and orderly condition equal to that which originally existed, or as called for in the Contract Documents. Surplus and waste materials removed from the site of the work shall be disposed of at locations satisfactory to the OWNER, and at the CONTRACTOR'S sole cost.

3.4 LEGAL RESPONSIBILITIES

3.4.1. PATENTS AND COPYRIGHTS

The CONTRACTOR shall pay all royalties and license fees and shall provide, by suitable legal agreement with the patentee or owner, for the use of any design, device, material or process covered by letters, patent or any copyright. The CONTRACTOR shall indemnify, defend, hold and save the OWNER and its officers, employees and agents harmless from all liability and claims for infringement of any patent or copyright.

In the event that any claims, suit or action at law or in equity of any kind whatsoever is brought against the OWNER, or its officers, employees or agents involving any such patents, copyrights or license rights, then the OWNER shall have the right to and may retain from any money due or to become due to the CONTRACTOR such sum deemed necessary by the OWNER for its protection until such claim or suit shall have been settled and satisfactory evidence to that effect shall have been furnished the OWNER.

3.4.2 INDEMNIFICATION

To the fullest extent permitted by law, the CONTRACTOR and his sureties shall indemnify, defend and hold harmless the OWNER and all of its, past, present and future, officers, agents and employees from all suits, cause of action, claims, liabilities, losses, fines, penalties, liens, demands, obligations, actions, proceedings, of any kind, character, name and description brought or arising, on account of any injuries or damages received or sustained by any person, destruction or damage to any property on account of, in whole or part, the operations of the CONTRACTOR, his agents, employees or subcontractors; or on account of any negligent act or fault of the CONTRACTOR, his agents, employees or subcontractors in the execution of said Contract; failing to comply with any law, ordinance, regulation, rule or order of any governmental or regulatory body including those dealing with health, safety, welfare or the environment; on account of the failure of the CONTRACTOR to provide the necessary barricades, warning lights or signs; and shall be required to pay any judgment, with cost, which may be obtained against the OWNER growing out of such injury or damage. In no event shall OWNER be liable to CONTRACTOR for indirect or consequential damages or loss of income or profit irrespective of the cause, fault or reason for same. CONTRACTOR'S duty to indemnify herein shall not be limited by any limitation on the type or amount of damages payable by or for CONTRACTOR or any Subcontractor under workman's compensation acts, disability benefit acts or any other employee benefit acts.

In addition, the CONTRACTOR likewise covenants and agrees to, and does hereby, indemnify and hold harmless the OWNER from and against any and all injuries, loss or damages to property of the OWNER during the performance of any of the terms and conditions of this Contract, arising out of or in connection with or resulting from, in whole or in part, any and all alleged acts or omissions of officers, agents, servants, employees, contractors, subcontractors, licenses or invitees of the CONTRACTOR.

The rights and responsibilities provided in this indemnification provision shall survive the termination or completion of this Contract.

3.5 SUPERVISION AND CONSTRUCTION PROCEDURES

3.5.1. SUPERVISION BY CONTRACTOR

The status of the CONTRACTOR is that of an independent CONTRACTOR under Texas law and the work under this Contract shall be under the direct charge and superintendence of the CONTRACTOR. Except where the CONTRACTOR is an individual and gives his personal superintendence to the work, the CONTRACTOR shall provide a competent superintendent or general foreman on the work site at all times during progress with full authority to act for the CONTRACTOR. The CONTRACTOR shall also provide an adequate staff for the coordination and expediting of the Work.

The superintendent and staff shall be satisfactory to the OWNER. The superintendent or general foreman shall not be changed during this Contract except with the written consent of the OWNER or unless the superintendent or general foreman proves unsatisfactory to the CONTRACTOR and ceases to be in his employ.

If the superintendent should be or become unsatisfactory to the OWNER, he shall be replaced by the CONTRACTOR upon written direction of the OWNER, and in such event, the CONTRACTOR shall not be entitled to file a claim for any additional working time or money from the OWNER.

3.5.2 EMPLOYEES

The CONTRACTOR shall employ only competent, efficient workmen and shall not use on the work any unfit person or one not skilled in the work assigned to him and shall at all times maintain good order among its employees. Whenever the OWNER shall inform the CONTRACTOR in writing that, in his opinion, any employee is unfit, unskilled, disobedient, or is disrupting the orderly progress of the work, such employee shall be removed from the work and shall not again be employed on it. Under

urgent circumstances, the OWNER may orally require immediate removal of an employee for cause, to be followed by written confirmation.

The CONTRACTOR shall supervise and direct all the work, using his best skill and attention. He shall be solely responsible for all construction means, methods, techniques, sequences, procedures and safety procedures and for coordinating all portions of the Work under the Contract. The CONTRACTOR shall be responsible to the OWNER for the acts and omissions of his employees, subcontractors and their agents, employees and subcontractors performing any of the work under a contract with the CONTRACTOR.

3.5.3 LABOR AND MATERIALS

Unless otherwise provided in the Contract Documents, the CONTRACTOR shall provide and pay for all labor, materials, equipment, tools, construction equipment and machinery, water, heat, utilities, transportation and other facilities and services necessary for the proper execution and completion of the work, whether temporary or permanent and whether or not incorporated or to be incorporated into the work.

The CONTRACTOR shall at all times enforce strict discipline and good order among his employees and shall not employ on the work site any unfit person or anyone not skilled in the task assigned to him.

The rate of progress shall be such that the whole work shall be performed and the premises cleaned up in accordance with the Contract within the working time established in the Contract, unless an extension of time is made in the manner hereinafter specified.

3.5.4 WAGE SCALE

In accordance with The Texas Government Code, Title 10, Chapter 2258, Prevailing Wage Rates, the general prevailing wage rate has been determined for this locality for the craft or type of workman needed to execute work of a similar character of the project listed herein. The Contractor shall pay the prevailing wage rate in this locality to all his/her employees and subcontractors performing work on this project, and in no event shall the Contractor pay less than the rate shown in the following schedule.

General Decision Number: TX170289 11/03/2017 TX289

Superseded General Decision Number: TX20160289

State: Texas

Construction Type: Building

County: Collin County in Texas.

BUILDING CONSTRUCTION PROJECTS (does not include single family homes or apartments up to and including 4 stories).

Note: Under Executive Order (EO) 13658, an hourly minimum wage of \$10.20 for calendar year 2017 applies to all contracts subject to the Davis-Bacon Act for which the contract is awarded (and any solicitation was issued) on or after January 1, 2015. If this contract is covered by the EO, the contractor must pay all workers in any classification listed on this wage determination at least \$10.20 (or the applicable wage rate listed on this wage determination, if it is higher) for all hours spent performing on the contract in calendar year 2017. The EO minimum wage rate will be adjusted annually. Additional information on contractor requirements and worker protections under the EO is available at www.dol.gov/whd/govcontracts.

Modification Number	Publication Date
0	01/06/2017
1	01/27/2017
2	04/07/2017
3	04/14/2017
4	08/25/2017
5	09/08/2017
6	11/03/2017

ASBE0021-011 06/01/2016

	Rates	Fringes
ASBESTOS WORKER/HEAT & FROST INSULATOR (Duct, Pipe and Mechanical System Insulation)....	\$ 24.32	7.52

BOIL0074-003 01/01/2017

	Rates	Fringes
BOILERMAKER.....	\$ 28.00	22.35

CARP1421-002 04/01/2016

	Rates	Fringes
MILLWRIGHT.....	\$ 26.60	8.65

ELEV0021-006 01/01/2017

	Rates	Fringes
ELEVATOR MECHANIC.....	\$ 38.77	31.585+a+b

FOOTNOTES:

A. 6% under 5 years based on regular hourly rate for all hours worked. 8% over 5 years based on regular hourly rate for all hours worked.

B. New Year's Day, Memorial Day, Independence Day, Labor Day, Thanksgiving Day, the Friday after Thanksgiving Day, Christmas Day, and Veterans Day.

ENGI0178-005 06/01/2014

	Rates	Fringes
POWER EQUIPMENT OPERATOR		
(1) Tower Crane.....	\$ 29.00	10.60
(2) Cranes with Pile Driving or Caisson Attachment and Hydraulic Crane 60 tons and above.....	\$ 28.75	10.60
(3) Hydraulic cranes 59 Tons and under.....	\$ 27.50	10.60

IRON0263-005 06/01/2017

	Rates	Fringes
IRONWORKER (ORNAMENTAL AND STRUCTURAL).....	\$ 23.25	7.32

* PLUM0100-005 11/01/2017

	Rates	Fringes
HVAC MECHANIC (HVAC Unit Installation Only).....	\$ 30.84	11.51
PIPEFITTER (Excludes HVAC Pipe Installation).....	\$ 30.84	11.51

SUTX2014-015 07/21/2014

Rates	Fringes
-------	---------

BRICKLAYER.....	\$ 21.06	0.00
CARPENTER, Excludes Drywall Hanging, Form Work, and Metal Stud Installation.....	\$ 15.78	0.00
CAULKER.....	\$ 15.16	0.00
CEMENT MASON/CONCRETE FINISHER...	\$ 13.04	0.00
DRYWALL HANGER AND METAL STUD INSTALLER.....	\$ 13.00	0.00
ELECTRICIAN (Alarm Installation Only).....	\$ 20.93	3.86
ELECTRICIAN (Communication Technician Only).....	\$ 15.35	1.39
ELECTRICIAN (Low Voltage Wiring Only).....	\$ 17.04	1.39
ELECTRICIAN, Excludes Low Voltage Wiring and Installation of Alarms/Sound and Communication Systems.....	\$ 20.01	2.69
FORM WORKER.....	\$ 11.89	0.00
GLAZIER.....	\$ 16.46	3.94
HIGHWAY/PARKING LOT STRIPING: Operator (Striping Machine).....	\$ 10.04	2.31
INSTALLER - SIDING (METAL/ALUMINUM/VINYL).....	\$ 14.74	0.00
INSTALLER - SIGN.....	\$ 15.50	0.00
INSULATOR - BATT.....	\$ 13.00	0.00
IRONWORKER, REINFORCING.....	\$ 12.29	0.00
LABORER: Common or General.....	\$ 10.52	0.00

LABORER: Mason Tender - Brick...	\$ 10.54	0.00
LABORER: Mason Tender - Cement/Concrete.....	\$ 10.93	0.00
LABORER: Pipelayer.....	\$ 13.00	0.35
LABORER: Plaster Tender.....	\$ 12.22	0.00
LABORER: Roof Tearoff.....	\$ 11.28	0.00
LABORER: Landscape and Irrigation.....	\$ 10.55	0.00
LATHER.....	\$ 16.00	0.00
OPERATOR: Backhoe/Excavator/Trackhoe.....	\$ 12.83	0.00
OPERATOR: Bobcat/Skid Steer/Skid Loader.....	\$ 13.93	0.00
OPERATOR: Bulldozer.....	\$ 18.29	1.31
OPERATOR: Drill.....	\$ 15.69	0.50
OPERATOR: Forklift.....	\$ 13.21	0.81
OPERATOR: Grader/Blade.....	\$ 13.03	0.00
OPERATOR: Loader.....	\$ 13.46	0.85
OPERATOR: Mechanic.....	\$ 17.52	3.33
OPERATOR: Paver (Asphalt, Aggregate, and Concrete).....	\$ 18.44	0.00
OPERATOR: Roller.....	\$ 15.04	0.00
PAINTER (Brush, Roller and Spray), Excludes Drywall Finishing/Taping.....	\$ 13.35	5.10
PAINTER: Drywall Finishing/Taping Only.....	\$ 14.24	3.83

PIPEFITTER (HVAC Pipe Installation Only).....	\$ 20.45	4.00
PLASTERER.....	\$ 16.58	0.00
PLUMBER, Excludes HVAC Pipe Installation.....	\$ 22.46	4.06
ROOFER.....	\$ 17.19	0.00
SHEET METAL WORKER (HVAC Duct Installation Only).....	\$ 21.13	4.79
SHEET METAL WORKER, Excludes HVAC Duct Installation.....	\$ 24.88	5.97
SPRINKLER FITTER (Fire Sprinklers).....	\$ 37.50	0.00
TILE FINISHER.....	\$ 11.22	0.00
TILE SETTER.....	\$ 14.25	0.00
TRUCK DRIVER: 1/Single Axle Truck.....	\$ 16.00	0.81
TRUCK DRIVER: Dump Truck.....	\$ 12.39	1.18
TRUCK DRIVER: Flatbed Truck.....	\$ 19.65	8.57
TRUCK DRIVER: Semi-Trailer Truck.....	\$ 12.50	0.00
TRUCK DRIVER: Water Truck.....	\$ 12.00	4.11

WELDERS - Receive rate prescribed for craft performing operation to which welding is incidental.

=====

=

Note: Executive Order (EO) 13706, Establishing Paid Sick Leave for Federal Contractors applies to all contracts subject to the Davis-Bacon Act for which the contract is awarded (and any solicitation was issued) on or after January 1, 2017. If this contract is covered by the EO, the contractor must provide employees with 1 hour of paid sick leave for

every 30 hours they work, up to 56 hours of paid sick leave each year. Employees must be permitted to use paid sick leave for their own illness, injury or other health-related needs, including preventive care; to assist a family member (or person who is like family to the employee) who is ill, injured, or has other health-related needs, including preventive care; or for reasons resulting from, or to assist a family member (or person who is like family to the employee) who is a victim of, domestic violence, sexual assault, or stalking. Additional information on contractor requirements and worker protections under the EO is available at www.dol.gov/whd/govcontracts.

Unlisted classifications needed for work not included within the scope of the classifications listed may be added after award only as provided in the labor standards contract clauses (29CFR 5.5 (a) (1) (ii)).

The body of each wage determination lists the classification and wage rates that have been found to be prevailing for the cited type(s) of construction in the area covered by the wage determination. The classifications are listed in alphabetical order of "identifiers" that indicate whether the particular rate is a union rate (current union negotiated rate for local), a survey rate (weighted average rate) or a union average rate (weighted union average rate).

Union Rate Identifiers

A four letter classification abbreviation identifier enclosed in dotted lines beginning with characters other than "SU" or "UAVG" denotes that the union classification and rate were prevailing for that classification in the survey. Example: PLUM0198-005 07/01/2014. PLUM is an abbreviation identifier of the union which prevailed in the survey for this classification, which in this example would be Plumbers. 0198 indicates the local union number or district council number where applicable, i.e., Plumbers Local 0198. The next number, 005 in the example, is an internal number used in processing the wage determination. 07/01/2014 is the effective date of the most current negotiated rate, which in this example is July 1, 2014.

Union prevailing wage rates are updated to reflect all rate changes in the collective bargaining agreement (CBA) governing this classification and rate.

Survey Rate Identifiers

Classifications listed under the "SU" identifier indicate that no one rate prevailed for this classification in the survey and the published rate is derived by computing a weighted average rate based on all the rates reported in the survey for that classification. As this weighted average rate includes all rates reported in the survey, it may include both union and non-union rates. Example: SULA2012-007 5/13/2014. SU indicates the rates are survey rates based on a weighted average calculation of rates and are not majority rates. LA indicates the State of Louisiana. 2012 is the year of survey on which these

classifications and rates are based. The next number, 007 in the example, is an internal number used in producing the wage determination. 5/13/2014 indicates the survey completion date for the classifications and rates under that identifier.

Survey wage rates are not updated and remain in effect until a new survey is conducted.

Union Average Rate Identifiers

Classification(s) listed under the UAVG identifier indicate that no single majority rate prevailed for those classifications; however, 100% of the data reported for the classifications was union data. EXAMPLE: UAVG-OH-0010 08/29/2014. UAVG indicates that the rate is a weighted union average rate. OH indicates the state. The next number, 0010 in the example, is an internal number used in producing the wage determination. 08/29/2014 indicates the survey completion date for the classifications and rates under that identifier.

A UAVG rate will be updated once a year, usually in January of each year, to reflect a weighted average of the current negotiated/CBA rate of the union locals from which the rate is based.

WAGE DETERMINATION APPEALS PROCESS

1.) Has there been an initial decision in the matter? This can be:

- * an existing published wage determination
- * a survey underlying a wage determination
- * a Wage and Hour Division letter setting forth a position on a wage determination matter
- * a conformance (additional classification and rate) ruling

On survey related matters, initial contact, including requests for summaries of surveys, should be with the Wage and Hour Regional Office for the area in which the survey was conducted because those Regional Offices have responsibility for the Davis-Bacon survey program. If the response from this initial contact is not satisfactory, then the process described in 2.) and 3.) should be followed.

With regard to any other matter not yet ripe for the formal process described here, initial contact should be with the Branch of Construction Wage Determinations. Write to:

Branch of Construction Wage Determinations
Wage and Hour Division
U.S. Department of Labor
200 Constitution Avenue, N.W.
Washington, DC 20210

2.) If the answer to the question in 1.) is yes, then an interested party (those affected by the action) can request review and reconsideration from the Wage and Hour Administrator (See 29 CFR Part 1.8 and 29 CFR Part 7). Write to:

Wage and Hour Administrator
U.S. Department of Labor
200 Constitution Avenue, N.W.
Washington, DC 20210

The request should be accompanied by a full statement of the interested party's position and by any information (wage payment data, project description, area practice material, etc.) that the requestor considers relevant to the issue.

3.) If the decision of the Administrator is not favorable, an interested party may appeal directly to the Administrative Review Board (formerly the Wage Appeals Board). Write to:

Administrative Review Board
U.S. Department of Labor
200 Constitution Avenue, N.W.
Washington, DC 20210

4.) All decisions by the Administrative Review Board are final.

=====

END OF GENERAL DECISION

Except for work on legal holidays, the "General Prevailing Rate of Per Diem Wage" for the various crafts or type of workers or mechanics is the product of (a) the number of hours worked per day, except for overtime hours, times (b) the above respective rate per hour.

For legal holidays, the "General Prevailing Rate of Per Diem Wage" for the various crafts or type of workers or mechanics is the product of (a) one and one-half times the above respective rate per hour, times (b) the number of hours worked on the legal holiday.

For overtime work, the "General Prevailing Rate of Per Diem Wage" for the various crafts or type of workers or mechanics is the product of (a) one and one-half times the above respective rate per hour, times (b) the number of hours worked on overtime.

Under the provisions of Texas Government Code, Title 10, Chapter 2258, Prevailing Wage Rates, the contractor or subcontractor of the contractor shall forfeit as a penalty to the entity on whose behalf the contract is made or awarded, sixty dollars (\$60.00) for each calendar day, or portion

thereof, that the worker is paid less than the wage rates stipulated in the contract.

If the construction project involves the expenditure of Federal funds in excess of \$2,000, the minimum wages to be paid various classes of laborers and mechanics will be based upon the wages that will be determined by the Secretary of Labor to be prevailing for the corresponding classes of laborers and mechanics employed on the project of a character similar to the Contract Work.

- 3.5.5 Contractors doing business with OWNER agree to comply with Federal Executive Order 13465 E-Verify. It is OWNER'S intention and duty to comply and support the Immigration and Nationality Act (INA) which includes provisions addressing employment eligibility, employment verification and non-discrimination. According to the INA, contractors/employers may hire only persons who may legally work in the United States. Subsequently, contractors and subcontractors doing business with OWNER must confirm their enrollment in the E-Verify system which verifies employment eligibility through completion and checking of I-9 forms. OWNER reserves the right to audit contractors process to verify enrollment compliance.

3.5.6 COMPLIANCE WITH LAWS

The CONTRACTOR shall fully comply with all local, state and federal laws, including all codes, ordinances and regulations applicable to this Contract and the Work to be done thereunder, which exist or which may be enacted later by governmental bodies having jurisdiction or authority for such enactment.

All work required under this Contract is intended to comply with all requirements of law, regulation, permit or license. If the CONTRACTOR finds that there is a variance, he shall immediately report this to the OWNER for resolution.

3.5.6.1 EQUAL EMPLOYMENT OPPORTUNITY

The CONTRACTOR shall comply with all local, state and federal employment and discrimination laws and shall not discriminate against any employee or applicant for employment because of race, color, religion, sex, age, national origin or any other class protected by law.

3.5.7 OTHER CONTRACTORS; OBLIGATION TO COOPERATE

The OWNER reserves the right to perform construction on the Project with its own forces or may award other contracts for additional work on this Project, and the CONTRACTOR shall fully cooperate with such other contractors and shall coordinate and fit his work to be done hereunder to such additional work as may be contracted by the OWNER. The

CONTRACTOR shall not commit or permit any act which shall interfere with the performance of work by any other contractor.

Upon receiving written notice from the CONTRACTOR that the OWNER or another contractor is failing to coordinate his work with the Work under this Contract as directed by the OWNER, the OWNER shall promptly investigate the charge and take such necessary action as the situation may require. However, the OWNER shall not be liable to the CONTRACTOR for damages suffered by the CONTRACTOR due to the fault or negligence of another contractor or through failure of another contractor to carry out the directions of the OWNER. Should any interference occur between contractors, the Architect or Engineer may furnish the CONTRACTOR with written instructions designating priority of effort, whereupon the CONTRACTOR shall immediately comply with such direction. In such event, the CONTRACTOR shall be entitled to an extension of working time only for unavoidable delays verified by the Architect or Engineer; however, no increase in the Contract Price shall be due the CONTRACTOR.

3.5.8 SUBCONTRACTS

The CONTRACTOR shall not make any subcontract for performing any portion of the Work included in the contract without written notice to the OWNER. This contract having been made pursuant to the bid submitted by the CONTRACTOR and in reliance with the CONTRACTOR'S personal qualifications and responsibility, the OWNER reserves the right to withhold approval of any subcontractor which the OWNER may deem would not be in the OWNER'S best interest.

The CONTRACTOR shall, as soon as practicable after signing the Contract, submit a separate written notice to the OWNER identifying each proposed subcontractor. Upon request of the OWNER, the CONTRACTOR shall promptly furnish additional information tending to establish that any proposed subcontractor has the necessary facilities, skill, integrity, past experience and financial resources to perform the work in accordance with the terms and conditions of this Contract.

If the OWNER determines that any proposed subcontractor is unacceptable, he shall so notify the CONTRACTOR, who may thereupon submit another proposed subcontractor unless the CONTRACTOR decides to do the work himself. Disapproval by the OWNER of any proposed subcontractor shall not provide a basis for any claim by the CONTRACTOR.

If an approved subcontractor fails to properly perform the work undertaken, he shall be removed from the job upon request of the

OWNER, following notification to the CONTRACTOR in writing of the request for removal and the reasons therefore.

Each subcontract entered into shall provide that the provisions of this Contract shall apply to such subcontractor and his officers and employees in all respects as if he and they were employees of the CONTRACTOR. The OWNER'S decision not to disapprove of any subcontract shall not relieve the CONTRACTOR of any of his responsibilities, duties and liabilities hereunder. The CONTRACTOR shall be solely responsible for the acts, omissions, negligence or defaults of his subcontractors and of such subcontractor's officers, agents and employees, each of whom shall, for this purpose, be deemed to be the agent or employee of the CONTRACTOR to the extent of his subcontract.

The CONTRACTOR agrees to bind each subcontractor and each subcontractor agrees to be bound by the terms of the Contract Documents insofar as applicable to his work. The CONTRACTOR and each subcontractor jointly and severally agree that nothing in the Contract Documents or otherwise shall create or be deemed to create any rights in favor of a subcontractor against the OWNER; nor shall be deemed or construed to impose upon the OWNER any obligation, liability or duty to a subcontractor; or to create any contractual relation whatsoever between a subcontractor and the OWNER.

The provisions contained herein shall likewise apply to any sub-subcontracts.

3.6 PROTECTION OF WORK AND OF PERSONS AND PROPERTY

3.6.1 PROTECTION OF WORK

During performance and up to date of final acceptance, the CONTRACTOR shall be under the absolute obligation to protect the finished work against any damage, loss or injury. In the event of such damage, loss or injury, the CONTRACTOR shall promptly replace or repair such work, whichever the OWNER shall determine to be preferable. The obligation to deliver finished work in strict accordance with the Contract prior to final acceptance shall be absolute and shall not be affected by the OWNER'S approval of or failure to prohibit means and methods of construction used by the CONTRACTOR. All risk of loss or damage to the work shall be borne solely by the CONTRACTOR until final completion and acceptance of all work by the OWNER, as evidenced by the OWNER'S issuance of a certificate of acceptance.

3.6.2 PROTECTION OF PERSONS AND PROPERTY

The CONTRACTOR shall have the responsibility to provide and maintain all warning devices and take all precautionary measures required by law or otherwise to protect persons and property while said persons or property are approaching, leaving or within the work site or any area adjacent to said work site. No separate compensation shall be paid to the CONTRACTOR for the installation or maintenance of any warning devices, barricades, lights, signs or any other precautionary measures required by law or otherwise for the protection of persons or property.

The CONTRACTOR shall assume all duties owed by the OWNER to the general public in connection with the general public's immediate approach to and travel through the work site and the area adjacent to said work site.

Where the work is carried on in or adjacent to any street, alley, sidewalk, public right-of-way or public place, the CONTRACTOR shall at his own cost and expense provide such flagmen and watchmen and furnish, erect and maintain such warning devices, barricades, lights, signs and other precautionary measures for the protection of persons or property as may be prudent or necessary, or as are required by law. The CONTRACTOR'S responsibility for providing and maintaining flagmen, watchmen, warning devices, barricades, signs and lights and other precautionary measures shall not cease until the project shall have been completed and accepted by the OWNER, and shall cease when the certificate of acceptance is issued by the OWNER pursuant to the Contract Documents.

If the OWNER discovers that the CONTRACTOR has failed to comply with the applicable federal and state law (by failing to furnish the necessary flagmen, warning devices, barricades, lights, signs or other precautionary measures for the protection of persons or property), the OWNER may order the CONTRACTOR to take such additional precautionary measures as required by law to be taken to protect persons and property.

In addition, the CONTRACTOR shall be held responsible for all damages to the work and other public or private property due to the failure of warning devices, barricades, signs, lights or other precautionary measures in protecting said property; and whenever evidence is found of such damage, the OWNER may order the damaged portion immediately removed and replaced by and at the cost and expense of the CONTRACTOR.

3.6.3 SAFETY; TRENCH SAFETY; UNDERGROUND UTILITY SAFETY; PUBLIC CONVENIENCE AND SAFETY;

The CONTRACTOR shall be responsible for complying with state laws and federal regulations relating to safety, trench safety, and underground

utility safety, including those which may be enacted during the performance under this Contract. The CONTRACTOR shall comply with the provisions of the The Standard Specifications and Standard Drawings from the Public Works Construction Standards-North Central Texas Council of Governments, 2004 edition and all subsequent addendums and the Instructions to Bidders regarding trench safety, public convenience and safety, and sanitary provisions. The CONTRACTOR shall be sole responsible for, the construction means and methods, techniques, sequences, or procedures, or for the safety precautions and programs in conection with the Work and the Project.

3.7 MATERIALS AND WORKMANSHIP; WARRANTIES AND GUARANTEES

Unless otherwise expressly provided in the contract drawings or specifications, the work shall be performed in accordance with the best modern practice with materials and workmanship of the highest quality and suitable for their purpose. The OWNER shall judge and determine the CONTRACTOR'S compliance with these requirements.

3.7.1 MATERIALS AND EQUIPMENT

The CONTRACTOR shall be free to secure the approved materials, equipment and articles from sources of his own selection. However, if the OWNER finds that the work shall be delayed or adversely affected in any way because a selected source of supply cannot furnish a uniform product in sufficient quantity and at the time required and a suitable source does exist, or the product is not suitable for the Work, the OWNER shall have the right to require the original source of supply changed by the CONTRACTOR. The CONTRACTOR shall have no claim for extra cost or damage because of this requirement.

The CONTRACTOR warrants to the OWNER that all materials and equipment furnished under this contract shall be new unless otherwise specified in the Contract Documents and that same shall be of good quality and workmanship, free from faults and defects and in conformance with the Contract Documents. All materials and equipment not conforming to these requirements, including substitutions not properly approved and authorized, may be considered defective and shall be promptly repaired or replaced by the CONTRACTOR at the CONTRACTOR's sole cost upon demand of the OWNER. If required by the OWNER, the CONTRACTOR shall furnish satisfactory evidence as to the kind and quality of materials and equipment.

3.7.1.1 "OR EQUAL" CLAUSE

A. Whenever a material or article required is specified or shown on the plans, by using the name of a proprietary

product or of a particular manufacturer or vendor, any material or article which the Architect or Engineer determines shall perform adequately the duties imposed by the general design or which the Architect or Engineer deems to be of similar appearance (in cases where appearance is of importance) shall be considered equal and satisfactory, provided the material or article so proposed is of equal substance and function. Authorization for any substitution of materials or articles must be obtained by the CONTRACTOR from the Architect or Engineer before proceeding with such substitution.

B. Should an authorized substitution require redesign of a portion of the work or alterations to the plans or specifications in order for the materials or articles which are to be substituted to properly fit or in other ways to be satisfactory, the Architect or Engineer shall accomplish such redesigns and alterations. The CONTRACTOR shall bear all reasonable costs associated with redesign and alteration efforts performed by the Architect or Engineer.

3.7.2 WORKMANSHIP

The CONTRACTOR shall promptly correct or replace all work rejected by the OWNER as defective or as failing to conform to the Contract Documents whether observed before or after substantial completion and whether or not fabricated, installed or completed. The CONTRACTOR shall bear all costs of correcting such rejected work, including costs incurred for additional services made necessary thereby.

3.8 WARRANTIES

3.8.1 SPECIAL WARRANTY

If within one year after final acceptance of the work by the OWNER, as evidenced by the final certificate of acceptance or within such longer or shorter period of time as may be prescribed by law or by the terms of any other applicable special warranty on designated equipment or portions of work as required by the Contract Documents, any of the work is found to be defective or not in accordance with the Contract Documents, the CONTRACTOR shall correct it promptly after receipt of a written notice from the OWNER to do so. This obligation shall survive termination or completion of the Contract. The OWNER shall give such notice promptly after discovery of the condition.

The CONTRACTOR shall remove from the site all portions of the work which are defective or nonconforming and which have not been corrected unless removal is waived in writing by the OWNER.

3.8.2 SUBCONTRACTORS' AND MANUFACTURERS' WARRANTIES

All subcontractors', manufacturers' and suppliers' warranties and guarantees, express or implied, respecting any part of the work and any materials used therein, shall be obtained and enforced by the CONTRACTOR for the benefit of the OWNER without the necessity of separate transfer or assignment thereof.

3.8.3 CORRECTED WORK WARRANTY

Any work repaired or replaced, pursuant to this section, shall be subject to the provisions of this section to the same extent as work originally performed.

3.8.4 RIGHTS AND REMEDIES

The rights and remedies of the OWNER provided in this section are in addition to, and do not limit, any rights or remedies afforded to the OWNER by law or any other provision of the Contract Documents, or in any way limit the OWNER'S right to recovery of damage due to default under the Contract. No action or inaction by the OWNER shall constitute a waiver of a right or duty afforded it under the Contract.

IV. INSURANCE

4.1 CONTRACTOR'S INSURANCE

Before commencing work, the CONTRACTOR and each subcontractor shall be required, at its own expense, to furnish the Collin County Purchasing Agent with certified copies of all insurance certificate(s) required by Texas Law, and the coverages required herein, indicating the coverage is to remain in force throughout the term of this Contract. Without limiting any of the other obligations or liabilities of the CONTRACTOR, during the term of the Contract the CONTRACTOR and each subcontractor at their own expense shall purchase and maintain the herein stipulated minimum insurance with companies duly approved to do business in the State of Texas and satisfactory to the OWNER. Certificates of each policy shall be delivered to the OWNER before any work is started, along with a written statement from the issuing company stating that said policy shall not be canceled, nonrenewed or materially changed without 30 days advance written notice being given to the OWNER.

In addition to any coverage required by Texas Law, the CONTRACTOR shall provide the following coverages at not less than the specified amounts:

- 4.2 Workers Compensation insurance required by Texas Law at statutory limits, including employer's liability coverage of not less than \$1,000,000. In addition to these, the CONTRACTOR must comply with all the requirements of the Texas Department of Insurance, Division of Workers' Compensation; (Note: If you have questions concerning these requirements, you are instructed to contact the DWC.) By signing this contract or providing or causing to be provided a certificate of coverage, the CONTRACTOR is representing to the OWNER that all employees of the CONTRACTOR and its subcontractors who will provide services on the Project will be covered by workers compensation coverage for the duration of the Project, that the coverage will be based on proper reporting of classification codes and payroll amounts, and that all coverage agreements will be filed with the appropriate insurance carrier or, in the case of a self-insured, with the commission's Division of Self-Insurance Regulation. Providing false or misleading information may subject the CONTRACTOR to administrative penalties, criminal penalties, civil penalties, or other civil actions.

The CONTRACTOR'S failure to comply with any of these provisions is a breach of Contract by the Contractor which entitles the OWNER to declare the Contract void if the CONTRACTOR does not remedy the breach within ten (10) days after receipt of notice of breach from the OWNER.

- 4.3 Broad form commercial general liability insurance, including independent contractor's liability, completed operations and contractual liability, written on an occurrence form, covering, but not limited to, the liability assumed under the indemnification provisions of this contract, fully insuring CONTRACTOR'S (or subcontractor's) liability for injury to or death of OWNER'S employees and third parties, extended to include personal injury liability coverage with damage to property, with minimum limits as set forth below:

General Aggregate \$4,000,000
Products — Components/Operations Aggregate \$4,000,000
Personal and Advertising Injury \$ 1,000,000
Each Occurrence \$ 2,000,000

- 4.3.1 The policy shall include coverage extended to apply to completed operations, asbestos hazards (if this project involves work with asbestos) and XCU (explosion, collapse and underground) hazards. The completed operations coverage must be maintained for a minimum of one year after final completion and acceptance of the work, with evidence of same filed with OWNER.
- 4.4 Comprehensive automobile and truck liability insurance, covering owned, hired and non-owned vehicles, with a combined bodily injury and property damage minimum limit of \$1,000,000 per occurrence; or separate limits of \$1,000,000 for bodily injury (per person), \$1,000,000 for bodily injury (per accident) and

\$1,000,000 for property damage. Such insurance shall include coverage for loading and unloading hazards.

4.5 OWNER'S PROTECTIVE LIABILITY INSURANCE

CONTRACTOR shall obtain, pay for and maintain at all times during the prosecution of the work under this contract an OWNER'S protective liability insurance policy naming the OWNER as insured for property damage and bodily injury, which may arise in the prosecution of the Work or CONTRACTOR'S operations under this Contract. Coverage shall be on an "occurrence" basis, and the policy shall be issued by the same insurance company that carries the CONTRACTOR'S liability insurance with a combined bodily injury and property damage minimum limit of \$1,000,000 per occurrence and \$2,000,000 aggregate.

4.6 "UMBRELLA" LIABILITY INSURANCE

CONTRACTOR shall obtain, pay for and maintain umbrella liability insurance during the contract term, insuring CONTRACTOR for an amount of not less than \$5,000,000 per occurrence combined limit for bodily injury and property damage that follows from and applies in excess of the primary liability coverages required hereinabove. The policy shall provide "drop down" coverage where underlying primary insurance coverage limits are insufficient or exhausted. OWNER shall be named as an additional insured.

4.7 POLICY ENDORSEMENTS AND SPECIAL CONDITIONS

Each insurance policy to be furnished by CONTRACTOR shall include the following conditions by endorsement to the policy:

- A. each policy shall name the OWNER as an additional insured as to all applicable coverage;
- B. each policy shall require that 60 days prior to the cancellation, nonrenewal or any material change in coverage, a notice thereof shall be given to OWNER by certified mail;
- C. the term "OWNER" shall include all past, present or future, authorities, boards, bureaus, commissions, divisions, departments and offices of the OWNER and individual members, elected official, officers, employees and agents thereof in their official capacities and/or while acting on behalf of the OWNER;
- D. the policy phrase "other insurance" shall not apply to the OWNER where the OWNER is an additional insured on the policy;
- E. all provisions of the contract concerning liability, duty and standard of care together with the indemnification provision, shall be underwritten by contractual liability coverage sufficient to include such obligations within applicable policies;

F. each policy shall contain a waiver of subrogation in favor of OWNER, and its, past, present and future, officials, employees, and volunteers; and,
G. each certificate of insurance shall reference the Project and Contract number, contain all the endorsement required herein, and require a notice to the OWNER of cancellation.

Insurance furnished by the CONTRACTOR shall be in accordance with the following requirements:

- A. any policy submitted shall not be subject to limitations, conditions or restrictions deemed inconsistent with the intent of the insurance requirements to be fulfilled by the CONTRACTOR. The OWNER'S decision thereon shall be final;
- B. all policies are to be written through companies duly licensed to transact that class of insurance in the State of Texas with a financial ratings of A+ VII or better as assigned by BEST Rating Company or equivalent; and
- C. All liability policies required herein shall be written with an "occurrence" basis coverage trigger.

CONTRACTOR agrees to the following:

- A. CONTRACTOR hereby waives subrogation rights for loss or damage to the extent same are covered by insurance. Insurers shall have no right of recovery or subrogation against the OWNER, it being the intention that the insurance policies shall protect all parties to the Contract and be primary coverage for all losses covered by the policies;
- B. Companies issuing the insurance policies and CONTRACTOR shall have no recourse against the OWNER for payment of any premiums or assessments for any deductibles, as all such premiums and deductibles are the sole responsibility and risk of the CONTRACTOR;
- C. Approval, disapproval or failure to act by the OWNER regarding any insurance supplied by the CONTRACTOR (or any subcontractors) shall not relieve the CONTRACTOR of full responsibility or liability for damages and accidents as set forth in the Contract Documents. Neither shall the bankruptcy, insolvency or denial of liability by the insurance company exonerate the CONTRACTOR from liability; and
- D. No special payments shall be made for any insurance that the CONTRACTOR and subcontractors are required to carry; all are included in the Contract Price and the Contract unit prices. Any of such insurance policies required under this section may be written in combination with any of the others, where legally permitted, but none of the specified limits may be lowered thereby.

V. OWNERS RIGHTS AND RESPONSIBILITIES

MONTHLY ESTIMATE, PARTIAL PAYMENTS AND FINAL PAYMENTS

5.1 Progress and final payments shall be paid to the Contractor based upon the progress of the Project as indicated by the approved Applications for Payment, certificates of acceptance, or Certificates for Payment, that include an approved Schedule of Values that will be submitted by the CONTRACTOR to the OWNER prior to the commencement of the Work and in accordance with the following:

5.2 MONTHLY ESTIMATES

The CONTRACTOR shall deliver to the OWNER an itemized Application for Payment that shall include the work completed, materials stored at the Project site but not incorporated into the work, materials ready to be installed and stored at another agreed location, and the percentage of Work completed, through the 20th day of each month, on an Application for Payment with a schedule of values previously submitted by the Contractor and approved by the Owner. Prior to release of funds in connection with any Application for Payment, the Owner may request, and the Contractor must provide, properly executed statements of full or partial releases of claims acceptable to Owner in form and content, for all persons or entities supplying labor or materials to the Project.

5.2.1 The Application for Payment is a representation by the CONTRACTOR to the OWNER that the construction has progressed to the point indicated, the quality of the Work covered by the application is in accordance with the Contract Documents, and the Contractor is entitled to payment in the amount requested.

5.2.2 INSPECTION AND PARTIAL PAYMENTS

Whenever the CONTRACTOR shall submit an Application for Payment to the OWNER for work performed by the CONTRACTOR, the CONTRACTOR shall notify the Architect or Engineer that the improvement is ready for inspection. The Architect or Engineer shall then make such inspection, and will have the authority to reject work that does not conform to the Contract Documents. If the work is satisfactory and in accordance with the specifications and Contract Documents, the Architect or Engineer shall issue a Certificate for Payment.

5.2.3 Within thirty (30) days of the Owner's receipt of a properly submitted and correct Application for Payment, and the issuance of a Certificate for Payment, the Owner shall make payment to the Contractor, in the amount approved by the Owner less 5% retainage. Such payment shall be adjusted for work that is incomplete or not in accordance with the Contract Documents or that is the subject of a separate contract, or subcontract or supplier claim or lien against the Contractor or the payment bonds for the project.

5.2.4 No partial or final payment or the entire use or occupancy of the Project by the OWNER shall be considered acceptance of work that does not strictly comply with the Contract Documents or release the CONTRACTOR of any of his responsibilities under the Contract.

5.2.5 PAYMENT FOR LABOR AND MATERIAL; NO LIENS

The CONTRACTOR for himself or any of his subcontractors shall pay all indebtedness which may become due to any person, firm or corporation having furnished labor, material or both in the performance of this Contract. It shall be the responsibility of each person, firm or corporation claiming to have furnished labor, materials or both, in connection with this Contract, to protect his or its interest in the manner prescribed by applicable laws of the State of Texas, provided, however, that as this Contract provides for a public works project, no lien of any kind shall ever exist or be placed against the Work or any portion thereof, or any public funds or retainage held by the OWNER; and any subcontractor shall look solely to the CONTRACTOR and the payment bond surety, and not the OWNER, for payment of any outstanding amounts due for labor, materials or any other indebtedness in connection with the Work. However, the OWNER may, at any time prior to making final payment, require the CONTRACTOR to furnish a Consent of Surety to any payment due the CONTRACTOR for completed work and may, at the discretion of the OWNER or the request of the Surety, make the check jointly payable to the CONTRACTOR and the Surety. The Owner shall have no obligation under this Agreement to pay or to be responsible in any way for payment to any Architect, Engineer, another design professional, contractor, subcontractor or supplier performing portions of the Work, pursuant to a contract with the Contractor.

5.2.6 PAYMENT WITHHELD

In addition to express provisions elsewhere contained in the contract, the OWNER may withhold from any payment otherwise due the CONTRACTOR such amount as determined necessary to protect the OWNER'S interest, or, if it so elects, may withhold or retain all or a portion of any progress payment or refund payment on account of:

- A. unsatisfactory progress of the Work not caused by conditions beyond the CONTRACTOR'S control,
- B. defective work not corrected,
- C. CONTRACTOR'S failure to carry out instructions or orders of the OWNER or his representative,
- D. a reasonable doubt that the Contract can be completed for the balance then unpaid,

E. work or execution thereof not in accordance with the Contract Documents,
F. claim filed by or against the CONTRACTOR or reasonable evidence indicating probable filing of claims,
G. failure of the CONTRACTOR to make payments to subcontractor or for material or labor,
H. damage to another contractor,
I. unsafe working conditions allowed to persist by the CONTRACTOR,
J. failure of the CONTRACTOR to provide work schedules as required by the OWNER,
K. use of subcontractors without the OWNER'S approval or,
L. failure of the CONTRACTOR to keep current as-built record drawings at the job site or to turn same over in completed form to the OWNER.
When the above grounds are removed, payment shall be made for amounts withheld because of them, and OWNER shall never be liable for interest on any delayed or late payment.

5.2.7 PAYMENT FOR EXTRA WORK

The extra work done by the CONTRACTOR as authorized and approved by the Architect or Engineer shall be paid for in the manner hereinafter described, and the compensation thus provided shall be accepted by the CONTRACTOR as payment in full for all labor, materials, tools, equipment and incidentals and all superintendents' and timekeepers' services, all insurance, bond and all other overhead expense incurred in the performance of the extra work.

Payment for extra work shall be made by one of the following methods:

A. Method "A" — by unit prices agreed on in writing by the OWNER and CONTRACTOR before said extra work is commenced, subject to all other conditions of the contract.

B. Method "B" — by lump sum price agreed on in writing by the OWNER and the CONTRACTOR before said extra work is commenced, subject to all other conditions of the contract.

5.2.8 SUBSTANTIAL COMPLETION

The Project will be considered substantially complete when the OWNER can utilize the Project for its intended purpose and the Work is in conformance with the Contract Documents.

5.3 APPLICATION FOR FINAL PAYMENT.

Upon full performance of all the Contract Work and the full performance of all the provisions of the Contract, the CONTRACTOR shall submit a final application for payment to the OWNER, the CONTRACTOR shall notify the Architect or Engineer that the improvement is ready for inspection. All warranties and guaranties required of the CONTRACTOR by the Contract Documents shall be assembled and delivered by the CONTRACTOR to the OWNER as Part of the final Application for Payment. The Contractor will assign to the Owner all manufacturer's warranties relating to materials and labor used in the work and will perform the Work in such a manner as to preserve all such manufacturer's warranties. The CONTRACTOR will deliver a certificate evidencing that insurance and bonds required by the Contract Documents will remain in full force and effect pursuant to the requirements of the Contract. The final Certificate for Payment will not be issued until all such warranties and guaranties have been received and accepted by the Owner, and a Certificate of Acceptance is issued by the Architect or Engineer.

5.3.1 FINAL INSPECTION AND ACCEPTANCE

Whenever the improvements provided for by the Contract shall have been completely performed on the part of the CONTRACTOR, the CONTRACTOR shall notify the OWNER, and Architect or Engineer that the improvement is ready for final inspection. The Architect or Engineer shall then make such final inspection, and if the work is satisfactory and in accordance with the specifications and Contract Documents, the CONTRACTOR shall be issued a certificate of acceptance.

5.3.2 FINAL PAYMENT

Whenever the improvements provided for by the Contract shall have been completely performed on the part of the CONTRACTOR, as evidenced in the certificate of acceptance, and all required submissions provided to the OWNER, a final estimate showing the value of the work shall be prepared by the Architect or Engineer as soon as the necessary measurements and computations can be made. All prior estimates upon which payments have been made are subject or necessary corrections or revisions in the final payment. The amount of this final estimate, less any sums that have been previously paid, or deducted under the provisions of the Contract, shall be paid the CONTRACTOR within 30 days after the final acceptance, provided that the CONTRACTOR has furnished to the OWNER a consent of surety and an affidavit or other satisfactory evidence that all indebtedness connected with the Work and all sums of money due for any labor, materials, apparatus, fixtures or machinery furnished for and used in the performance of the work have been paid or otherwise satisfied, or that the person or persons to whom the same may respectively be due have consented to such final payment.

The acceptance by the CONTRACTOR of the final payment as aforesaid shall operate as and shall be a release to the OWNER from all claims or liabilities under the Contract, including all subcontractor claims, for anything done or furnished or relating to the Work under the Contract or for any act or neglect of said OWNER relating to or connected with the Contract.

All warranties and guarantees shall commence from the date of the certificate of acceptance. No interest shall be due the CONTRACTOR on any partial or final payment or on the retainage.

5.3 MODIFICATIONS TO CONTRACT WORK OR TIME OF PERFORMANCE

5.3.1 OWNER'S RIGHT TO TEMPORARILY SUSPEND WORK

5.3.2 REASONS FOR SUSPENSION

The OWNER shall have the right by written order to temporarily suspend the work, in whole or in part, whenever, in the judgment of the OWNER, such temporary suspension is required:

- A. in the interest of the OWNER generally,
- B. due to government or judicial controls or orders which make performance of this contract temporarily impossible or illegal,
- C. to coordinate the work of separate contractors at the job site,
- D. to expedite the completion of a separate contract even though the completion of this particular Contract may be thereby delayed,
- E. because of weather conditions unsuitable for performance of the Work, or
- F. because the CONTRACTOR is proceeding contrary to contract provisions or has failed to correct conditions considered unsafe for workmen.

The written order of the OWNER to the CONTRACTOR shall state the reasons for suspending the work and the anticipated periods for such suspension. Upon receipt of the OWNER'S written order, the CONTRACTOR shall suspend the work covered by the order and shall take such means and precautions as may be necessary to properly protect the finished and partially finished work, the unused materials and uninstalled equipment, including the providing of suitable drainage about the work and erection of temporary structures where necessary. The CONTRACTOR shall not suspend the Work without written direction from the OWNER and shall proceed with the work promptly when notified by the OWNER to resume operations.

5.3.3 NO ADDITIONAL COMPENSATION

No additional compensation shall be paid to the CONTRACTOR for a temporary suspension of the Work by the OWNER or otherwise where same is caused by the fault of the CONTRACTOR. Where such temporary suspension is not due to the fault of the CONTRACTOR, he shall be entitled to:

A. an equitable extension of working time for the completion of the work, not to exceed the delay caused by such temporary suspension, as determined by the OWNER; and

B. the actual and necessary costs of properly protecting the finished and partially finished work, unused materials and uninstalled equipment during the period of the ordered suspension as determined by the OWNER as being beyond the Contract requirements, such costs, if any, to be determined pursuant to the terms of the Contract; and

C. where the CONTRACTOR elects to move equipment from the job site and then return it to the site when the work is ordered resumed, the actual and necessary costs of these moves, in an amount determined by the OWNER pursuant to the terms of the Contract.

5.3.4 USE OF COMPLETED PORTIONS OF WORK

The OWNER may, after written notice to the CONTRACTOR, and without incurring any liability for increased compensation to the CONTRACTOR, take over and use any completed portion of the Work prior to the final completion and acceptance of the entire work included in the Contract, and notwithstanding that the time allowed for final completion has not expired. The OWNER and CONTRACTOR agree that occupancy of portions of the Work by the OWNER shall not in any way evidence the substantial completion of the entire work or signify the OWNER's acceptance of the Work.

The CONTRACTOR shall not object to, nor interfere in any way with, such occupancy or use after receipt of the OWNER'S written notice. Immediately prior to such occupancy and use, the OWNER shall inspect such portion of the Work to be taken over and shall furnish the CONTRACTOR a written statement of the work, if any, still to be done on such part. The CONTRACTOR shall promptly thereafter complete such unfinished work to permit occupancy and use on the date specified in the OWNER'S written order, unless the OWNER shall permit specific items of work to be finished after the occupancy and use by the OWNER.

In the event the CONTRACTOR is unreasonably delayed by the OWNER exercising its rights under this section, the CONTRACTOR may submit a request for an extension of time; CONTRACTOR'S sole remedy for an unreasonable delay shall be an extension of time and shall not be entitled to any additional compensation.

5.4 COMMENCEMENT; TIME OF COMPLETION; DELAYS; EXTENSION OF TIME; LIQUIDATED DAMAGES

5.4.1 COMMENCEMENT; TIME OF COMPLETION

Contractor shall commence work within ten (10) consecutive calendar days after receiving from County a notice to proceed. Contractor agrees and covenants that the number of consecutive calendar days allowed to complete all work following a notice to proceed shall be as follows:

5.4.2. LIQUIDATED DAMAGES FOR FAILURE TO COMPLETE ON TIME

Time is of the essence in the progress and completion of this Contract. For each calendar day that any Work shall remain uncompleted after the time specified in the proposal and the Contract, or the increased time granted by the OWNER, or as equitably increased by additional work or materials ordered after the Contract is signed, the sum per day given in the following schedule, unless otherwise specified in the special provisions, shall be deducted from the monies due the CONTRACTOR:

Two Hundred Dollars and Zero Cents (\$200.00)

The sum of money thus deducted for such delay, failure or noncompletion is not to be considered as a penalty, but shall be deemed, taken and treated as reasonable liquidated damages, per calendar day that the CONTRACTOR shall be in default after the time stipulated in the Contract for completing the Work. The said amounts are fixed and agreed upon by and between OWNER and CONTRACTOR because of the impracticability and extreme difficulty of fixing and ascertaining the actual damages the OWNER in such event would sustain; and said amounts are agreed to be the amount of damages which the OWNER would sustain and which shall be retained from the monies due, or that may become due, the CONTRACTOR under this Contract; and if said monies be insufficient to cover the amount owing, then the CONTRACTOR or his surety shall pay any additional amounts due.

5.4.3 EXTENSIONS OF TIME

The CONTRACTOR shall be entitled to an extension of working time under this Contract only when claim for such extension is submitted to the OWNER in writing by the CONTRACTOR within seven days from and after the time when any alleged cause of delay shall occur, and then only when such time is approved by the OWNER. In adjusting the Contract working time for the completion of the Project, unforeseeable causes beyond the control and without the fault or negligence of the CONTRACTOR, including, acts of God or the public enemy, acts of the OWNER, fires, floods, epidemics, quarantine restrictions, strikes, freight embargoes, or delays of subcontractors due to such causes beyond their control shall be taken into consideration.

If the satisfactory execution and completion of the Contract should require work and materials in greater amounts or quantities than those set forth in the Contract, requiring more time for completion than the anticipated time, then the contract working time shall be equitably increased, but not more than in the same proportion as the cost of the additional work bears to the cost of the original work contracted for. No allowances shall be made for delays or suspension of the performance of the Work due to the fault of the CONTRACTOR.

No adjustment to working time shall be made if, concurrently with the equitable cause for delay, there existed a cause for delay due to the fault or negligence of the CONTRACTOR, his agents, employees or subcontractors; and no adjustment shall be made to the Contract Price and the CONTRACTOR shall not be entitled to claim or receive any additional compensation as a result of or arising out of any delay resulting in adjustment to the working time hereunder, including delays caused by the acts or negligence of the OWNER. Notwithstanding any other provision of the Contract Documents, all claims for extension of working time must be submitted in accordance with the provisions of this Contract, and no act of the OWNER shall be deemed a waiver or entitlement of such extension.

5.5 TERMINATION FOR CONVENIENCE OF THE OWNER

5.5.1 NOTICE OF TERMINATION

The performance of the Work under this Contract may be terminated by the OWNER in whole or from time to time in part, in accordance with this section, whenever the OWNER shall determine that such termination is in the best interest of the OWNER. Any such termination shall be effected by mailing a notice of termination to the CONTRACTOR specifying the extent to which performance of work under the Contract is terminated, and the date upon which such termination becomes effective. Receipt of the notice shall be deemed conclusively presumed and established when the

letter is placed in the United States Mail by the OWNER. Further, it shall be deemed conclusively presumed and established that such termination is made with just cause as therein stated; and no proof in any claim, demand or suit shall be required of the OWNER regarding such discretionary action.

5.5.2 CONTRACTOR ACTION

After receipt of a notice of termination, and except as otherwise directed by the OWNER, Architect or Engineer, the CONTRACTOR shall:

- A. stop work under the Contract on the date and to the extent specified in the notice of termination;
- B. place no further orders or subcontracts for materials, services or facilities except as may be necessary for completion of such portion the Work under the Contract as is not terminated;
- C. terminate all orders and subcontracts to the extent that they relate to the performance of work terminated by the notice of termination;
- D. transfer title to the OWNER and deliver in the manner, at the times, and to the extent, if any, directed by the OWNER, Architect or Engineer:
 - 1. the fabricated or unfabricated parts, work in process, completed work, supplies and other material produced as a part of, or acquired in connection with the performance of, the work terminated by the notice of termination; and
 - 2. the completed or partially completed plans, drawings, information and other property which, if the Contract had been completed, would have been required to be furnished to the OWNER.
- E. complete performance of such part of the work as shall not have been terminated by the notice of termination; and
- F. take such action as may be necessary, or as the Architect or Engineer may direct, for the protection and preservation of the property related to its Contract which is in the possession of the CONTRACTOR and in which the OWNER has or may acquire an interest.

At a time not later than 30 days after the termination date specified in the notice of termination, the CONTRACTOR may submit to the OWNER a list, certified as to the quantity and quality, of any or all items of termination inventory not previously disposed of, exclusive of items the disposition of which has been directed or authorized by the Architect or Engineer. Not later than 15 days thereafter, the OWNER shall accept title to such items and remove them or enter into a storage agreement covering the same, provided that the list submitted shall be subject to verification

by the Architect or Engineer upon removal of the items, or, if the items are stored, within 45 days from the date of submission of the list, and provided that any necessary adjustments to correct the list as submitted shall be made prior to final settlement.

5.5.3 TERMINATION CLAIM

Within 60 days after notice of termination, the CONTRACTOR shall submit his termination claim to the Architect or Engineer in the form and with the certification prescribed by the OWNER. Unless one or more extensions in writing are granted by the OWNER upon request of the CONTRACTOR, made in writing within such 60-day period or authorized extension thereof, any and all such claims shall be conclusively deemed waived.

5.5.4 AMOUNTS

The CONTRACTOR and OWNER may agree upon the whole or any part of the amount or amounts to be paid to the CONTRACTOR by reason of the total or partial termination of work pursuant hereto, provided that such agreed amount or amounts shall never exceed the total contract price as reduced by the amount of payments otherwise made and as further reduced by the Contract Price of work not terminated. The contract shall be amended accordingly, and the CONTRACTOR shall be paid the agreed amount. No amount shall be due for lost or anticipated profits. Nothing prescribing the amount to be paid to the CONTRACTOR in the event of failure of the CONTRACTOR and the OWNER to agree upon the whole amount to be paid to the CONTRACTOR by reason of the termination of work pursuant to this section, shall be deemed to limit, restrict or otherwise determine or affect the amount or amounts which may be agreed upon to be paid to the CONTRACTOR pursuant to this paragraph.

5.5.5 FAILURE TO AGREE

In the event of the failure of the CONTRACTOR and the OWNER to agree, as provided herein, upon the whole amount to be paid to the CONTRACTOR by reason of the termination of work pursuant to this section, the OWNER shall determine, on the basis of information available to it, the amount, if any, due to the CONTRACTOR by reason of the termination and shall pay to the CONTRACTOR the amounts determined. No amount shall be due for lost or anticipated profits.

5.5.6 DEDUCTIONS

In arriving at the amount due the CONTRACTOR under this section, there shall be deducted (a) all unliquidated advance or other payments on account theretofore made to the CONTRACTOR, applicable to the terminated portion of this contract; (b) any claim which the OWNER may have against the CONTRACTOR in connection with this Contract; and (c) the agreed price for or the proceeds of sale of any materials, supplies or other things kept by the CONTRACTOR or sold, pursuant to the provisions of this clause, and not otherwise recovered by or credited to the OWNER.

5.5.7 ADJUSTMENT

If the termination hereunder be partial prior to the settlement of the terminated portion of this Contract, the CONTRACTOR may file with the Owner a request in writing for an equitable adjustment of the price or prices specified in the Contract relating to the continued portion of the Contract (the portion not terminated by the notice of termination), and such equitable adjustment as may be agreed upon shall be made in such price or prices; nothing contained herein, however, shall limit the right of the OWNER and the CONTRACTOR to agree upon the amount or amounts to be paid to the CONTRACTOR for the completion of the continued portion of the Contract when said contract does not contain an established contract price for such continued portion.

5.5.8 NO LIMITATION OF RIGHTS

Nothing contained in this section shall limit or alter the rights which the OWNER may have for termination of this Contract under any other provision of this Contract or any other right which OWNER may have for default or breach of contract by CONTRACTOR.

5.6 CONTRACTOR DEFAULT: OWNER'S RIGHT TO SUSPEND WORK AND ANNUL CONTRACT

The Work or any portion of the Work under contract shall be suspended immediately on written order of the OWNER declaring the CONTRACTOR to be in default. A copy of such notice shall be served on the CONTRACTOR'S surety. The contract may be annulled by the OWNER for any good cause or causes, among others of which special reference is made to the following:

- A. failure of the CONTRACTOR to start the work within 10 days from date specified in the written work order issued by the OWNER to begin the work;
- B. evidence that the progress of the work being made by the CONTRACTOR is insufficient to complete the work within the specified working time;

- C. failure of the CONTRACTOR to provide sufficient and proper equipment, materials or construction forces for properly executing the Work;
- D. evidence that the CONTRACTOR has abandoned the Work or discontinuance of the performance of the Work or any part thereof and failure to resume performance within a reasonable time after notice to do so;
- E. evidence that the CONTRACTOR has become insolvent or bankrupt, or otherwise financially unable to carry on the Work;
- F. deliberate failure on the part of the CONTRACTOR to observe any requirements of the specifications or to comply with any orders given by the Architect or Engineer as provided for in the specifications;
- G. failure of the CONTRACTOR to promptly make good any defects in materials or workmanship, or any defects of any nature, the correction of which has been directed in writing by the OWNER;
- H. evidence of collusion for the purpose of illegally procuring a contract or perpetrating fraud on the OWNER in the construction of work under contract;
- I. repeated violations of safe working procedures;
- J. the filing by the CONTRACTOR of litigation against the OWNER prior to final completion of the Work. When the Work is suspended for any of the causes itemized above, or for any other cause or causes, the CONTRACTOR shall discontinue the Work or such part thereof as the OWNER shall designate, whereupon the surety may either at its option assume the Contract or that portion thereof which the OWNER has ordered the CONTRACTOR to discontinue and perform the same or, with the written consent of the OWNER, sublet the same, provided, however, that the surety shall exercise its option within two weeks after the written notice to discontinue the work has been served upon the CONTRACTOR and upon the surety or its authorized agents. The surety in such event shall assume the CONTRACTOR'S place in all respects and shall be paid by the OWNER for all work performed by it in accordance with the terms of the Contract, but in no event shall such payments exceed the contract amount, regardless of the cost to the surety to complete the Work.

In the event that the surety assumes the CONTRACTOR'S place, duties and responsibilities in the Contract, all monies remaining due the CONTRACTOR at the time of his default shall thereupon become due and payable to the surety as the work progresses, subject to all terms of the Contract. In case the surety does not, within the hereinabove specified time, exercise its obligation to assume the Contract or that portion thereof which the OWNER has ordered the CONTRACTOR to discontinue, then the OWNER shall have the power to complete by contract or otherwise, as it may determine, the Work herein described or such part thereof as it may deem necessary; and the CONTRACTOR hereto agrees that the OWNER shall have the right to take possession of or use any or all of the materials, plans, tools, equipment, supplies and property of every

kind provided by the CONTRACTOR for the purpose of the Work and to procure other tools, equipment and materials for the completion of the same and to charge to the account of the CONTRACTOR the expense of said contract for labor, materials, tools, equipment and expenses incident thereto. The expense so charged shall be deducted by the OWNER out of such monies as may be due or may at any time thereafter become due the CONTRACTOR under and by virtue of the Contract or any part thereof.

The OWNER shall not be required to obtain the lowest bid for the work of completing the Contract, but the expenses to be deducted shall be the actual cost of such work. In case such expense is less than the sum which would have been payable under the contract if the same had been completed by the CONTRACTOR, then in such case the OWNER may pay the CONTRACTOR the difference in the cost, provided that the CONTRACTOR shall not be entitled to any claim for damages or for loss of anticipated profits.

In case such expense shall exceed the amount which would have been payable under the Contract if the same had been completed by the CONTRACTOR, the CONTRACTOR and his surety shall pay the amount of the excess to the OWNER on notice from the OWNER for excess due including any costs incurred by the OWNER, such as inspection, legal fees and liquidated damages. When any particular part of the Work is being carried out by the OWNER by contract or otherwise under the provisions of this section, the CONTRACTOR shall continue the remainder of the Work in conformity with the terms of the contract and in such manner as not to hinder or interfere with the performance of workmen employed as above provided by the OWNER or surety.

5.7 SUSPENSION BY COURT ORDER AGAINST THE OWNER

The CONTRACTOR shall suspend such part or parts of the Work pursuant to a court order issued against the OWNER and shall not be entitled to additional compensation by virtue of such court order; neither shall the CONTRACTOR be liable to the OWNER in the event the Work is suspended by such court order, unless such suspension is due to the fault or negligence of the CONTRACTOR. A delay of the CONTRACTOR due to a court order against the OWNER, or due to the OWNER'S failure to secure right-of-way at the time required or because of a conflict of a utility with the Work, shall not be cause for additional compensation for damages sustained by the CONTRACTOR, but may be a cause for extension of contract working time only. The CONTRACTOR'S sole remedy for any suspensions of the Work is an equitable extension of time to perform the Work.

5.8 NO WAIVER OF RIGHTS OR ESTOPPEL

The OWNER, or any officer or agent thereof, shall not be precluded at any time, either before or after final completion and acceptance of the Work and final payment therefore from:

A. showing the true and correct amount, classifications, quality and character of the Work done and materials furnished by the CONTRACTOR or any other person under this Contract, or from showing at any time that any determination, return, decision, approval, order, letter, payment or certification is untrue and incorrect or improperly made in any particular, or that the Work or the materials or any parts thereof do not in fact conform to the contract requirements; and (b) demanding the recovery from the CONTRACTOR of any overpayments made to him, or such damages as the OWNER may sustain by reason of the CONTRACTOR'S failure to perform each and every part of this Contract in strict accordance with its terms; or both.

VI. AUTHORITY OF THE ARCHITECT OR ENGINEER

6.1 All work shall be performed in a good and workmanlike manner and to the satisfaction of the Architect or Engineer. The Architect or Engineer shall decide all questions which arise as to the quality and acceptability of materials furnished, work performed, manner of performance, rate of progress of the work, sequence of the construction, interpretation of the plans and specifications, acceptable fulfillment of the Contract, compensation, mutual rights between contractors under these specifications and suspension of the Work. He shall determine the amount and quality of work performed and materials furnished, and his decisions and estimates shall be final. His estimate in such event shall be a condition precedent to the right of the CONTRACTOR to receive money due him under the Contract.

6.2 OWNER'S REPRESENTATIVES

Where the Contract Documents indicate that determinations, directions or approvals shall be made by the OWNER or "Owner's representatives," this shall mean the OWNER acting directly, or through duly authorized persons acting within the limit of authority delegated to them. Any determination, direction or approval of such authorized representatives shall be subject to review by the OWNER. For purposes of administering the schedule or the payment provisions of this Contract the Architect or Engineer may act as the Owner's representative for purposes of approving payments, changes, scheduling, or acceptance of the Work, at the OWNER'S discretion.

6.3 INSPECTIONS OF WORK PROGRESS

The Architect or Engineer shall visit the site at during construction of the Project as necessary as the Owner's Representative to verify that the Work is being performed in compliance with the Contract Documents and shall be given total access to the Project by the CONTRACTOR. Site visits or inspections by the Architect or Engineer shall in no way relieve the CONTRACTOR of any of its responsibilities or duties pursuant to the Contract Documents. The Architect or

Engineer will neither have control over, nor be responsible for, the construction means and methods, techniques, sequences, or procedures, or for the safety precautions and programs in connection with the Work or the Project. The CONTRACTOR shall be solely responsible for, the construction means and methods, techniques, sequences, or procedures, or for the safety precautions and programs in connection with the Work or the Project.

6.4 CONSTRUCTION STAKES

Architect/Engineer will provide the Contractor with primary horizontal and vertical control to consist of one construction baseline and two benchmarks.

The Contractor shall take all necessary precautions to preserve any and/or all markings and staking. Payment for costs of restaking shall be the responsibility of the Contractor.

6.5 APPROVAL OF SUBMITTALS

The Architect or Engineer shall review and approve or take other appropriate action the CONTRACTOR's submittals such as Shop Drawings, Product Data and Samples, for the purpose of checking for conformance with the Contract Documents. The Architect or Engineers review of the submittals shall not relieve the CONTRACTOR of any of its obligations to perform the Work in strict compliance with the Contract Documents. The Architect or Engineer's review shall not be considered approval of safety precautions, means and methods, techniques, sequences or procedures that are the responsibility of the CONTRACTOR.

VII. CLAIMS OR DISPUTES

7.1 CLAIMS AGAINST OWNER AND ACTION THEREON.

No claim against the OWNER under the Contract or for breach of the Contract or additional compensation for extra or disputed work shall be made or asserted against the OWNER under the Contract or in any court action, unless the CONTRACTOR shall have strictly complied with all requirements relating to the giving of notice and information with respect to such claim as required by the Contract.

7.2 CLAIM AGAINST OFFICERS, EMPLOYEES OR AGENT OF THE OWNER.

No claim whatsoever shall be made by the CONTRACTOR against any, past, present or future, officer, employee or agent of the OWNER for or on account of, anything done or omitted to be done in connection with this Contract.

VIII. MISCELLANEOUS PROVISIONS

8.1 FINANCIAL INTEREST IN ANY CONTRACT BY OWNER'S OFFICERS, EMPLOYEES OR AGENTS

No officer, employee or agent of the OWNER shall have a financial interest, direct or indirect, in any contract with the OWNER or be financially interested, directly or indirectly, in the sale to the OWNER of any land, materials, supplies or services, except on behalf of the OWNER as an officer or employee. Any willful violation of this article shall constitute malfeasance in office, and any officer or employee guilty thereof shall thereby forfeit his office or position. Any violation of this article with the knowledge, expressed or implied, of the persons, partnership, company, firm, association or corporation contracting with the OWNER shall render the contract involved voidable by the OWNER.

8.2 SERVICE OF NOTICES

The OWNER and the CONTRACTOR shall each designate addresses where all notices, directions or other communication may be delivered or to which they may be mailed.

Notices to the surety or sureties on contract bonds shall be directed or delivered to the home office, or to the agent or agents who executed the bonds on behalf of the surety or sureties, or to their designated agent for delivery of notices.

Actual delivery of any such notice, direction or communication to the aforesaid places or depositing it in a postpaid wrapper addressed thereto in any post office regularly maintained by the United States Postal Service shall be conclusively deemed to be sufficient service thereof upon the above persons as of the date of such delivery or deposit.

The designated addresses may be changed at any time by an instrument in writing executed by the party changing the addresses and delivered to the other party.

Nothing herein contained shall, however, be deemed to preclude or tender inoperative the service of any notice, direction or communication upon the above parties personally or, if the CONTRACTOR be a corporation, upon any officer or director thereof.

8.3 UNLAWFUL PROVISIONS DEEMED STRICKEN

In the event a term, condition, or provision of this Agreement is determined to be void, unenforceable, or unlawful by a court of competent jurisdiction, then that term, condition, or provision shall be deleted and the remainder of the Agreement shall remain in full force and effect.

8.4 ALL LEGAL PROVISIONS INCLUDED

It is the intent and agreement of the parties to this contract that all legal provisions of law required to be inserted herein shall be and are inserted herein. If through mistake or oversight, however, any such provision is not herein inserted, or is not inserted in proper form, then upon application of either party, the contract shall be amended so as to strictly comply with the law and without prejudice to the rights of either party hereunder.

8.5 ASSIGNMENTS

The CONTRACTOR shall not assign, transfer, convey or otherwise dispose of this contract, or his right to execute it, or his right, title or interest in it or any part thereof without the previous written consent of the surety company and the written approval of the OWNER.

The CONTRACTOR shall not assign, either legally or equitably, by power of attorney or otherwise, any of the monies due or to become due under this Contract or its claim thereto without the prior written consent of the surety company and the written approval of the OWNER.

The approval of the OWNER of a particular assignment, transfer or conveyance shall not dispense with such approval to any further or other assignments.

The approval by the OWNER of any assignment, transfer or conveyance shall not operate to release the CONTRACTOR or surety hereunder from any of the Contract and bond obligations, and the CONTRACTOR shall be and remain fully responsible and liable for the defaults, negligent acts and omissions of his assignees, their agents and employees, as if they were his own.

8.6 STATE AND LOCAL SALES AND USE TAXES

The OWNER qualifies for exemption from the state and local sales and use taxes, pursuant to the provisions of Section 151.309 of the Texas Limited Sales, Excise and Use Tax Act. Therefore, the CONTRACTOR shall not pay such taxes which would otherwise be payable in connection with the performance of this Contract.

The CONTRACTOR shall issue an exemption certificate in lieu of the tax on the purchase, rental or lease of:

- A. all materials, supplies, equipment and other tangible personal property incorporated into the real property being improved; and
- B. all materials, supplies, equipment and other tangible personal property used or consumed by the CONTRACTOR in performing the Contract with the OWNER. Materials and supplies "used in the performance of a contract" include only those materials actually incorporated into the property being improved and those supplies directly used to incorporate such materials into the property being improved. Overhead supplies and

supplies used indirectly or only incidental to the performance of the Contract with the OWNER are not included in the exemption.

Under “reasons said purchaser is claiming this exemption” in the exemption certificate, the CONTRACTOR must name the OWNER and the project for which the equipment, material and supplies are being purchased, leased or rented.

8.7 VENUE AND GOVERNING LAW

The parties agree that the laws of the State of Texas shall govern the interpretation, validity, performance and enforcement of this Construction Agreement, and that the exclusive venue for any legal proceeding involving this Construction Agreement shall be in Collin County, Texas.

8.8 NO WAIVER OF LEGAL RIGHTS

Inspection by the Architect, Engineer, or OWNER; any order, measurement, quantity or certificate by the Architect or Engineer; any order by the OWNER for payment of money; any payment for or acceptance of any work; or any extension of time or any possession taken by the OWNER shall not operate as a waiver of any provisions of the contract or any power therein reserved to the OWNER of any rights or damages therein provided. Any waiver of any breach of contract shall not be held to be a waiver of any other or subsequent breach. The OWNER reserves the right to correct any error that may be discovered in any estimate that may have been paid and to adjust the same to meet the requirements of the Contract Documents. The OWNER reserves the right to recover by process of law sums as may be sufficient to correct any error or make good any deficiency in the Work resulting from such error, dishonesty or collusion by the CONTRACTOR or his agents, discovered in the Work after the final payment has been made.

Neither final acceptance of the Work, nor final payment shall relieve the CONTRACTOR of responsibility for faulty materials or workmanship, and the CONTRACTOR shall promptly remedy any defects due thereto and pay for any damage to other work resulting therefrom. Likewise, neither final acceptance nor final payment, nor partial or entire use or occupancy of the work by the OWNER shall constitute acceptance of work not done in accordance with the Contract Documents or relieve CONTRACTOR of liability with respect to any expressed or implied warranties or responsibility for faulty materials or workmanship, whether same be patently or latently defective.

8.9 OBLIGATION TO PERFORM FUNCTIONS

Any failure or neglect on the part of OWNER, Architect or Engineer or inspectors to enforce provisions herein dealing with supervision, control, inspection, testing or acceptance and approval of the work shall never operate to relieve CONTRACTOR from full compliance with the Contract Documents nor render OWNER liable to CONTRACTOR for money damages, extensions of time or increased compensation of any kind.

8.10 **SUCCESSORS AND ASSIGNS**

Subject to the limitations upon assignment and transfer herein contained, this contract shall be binding upon and inure to the benefit of the parties hereto, their respective successors and assigns.

8.11 **HEADINGS**

The title and headings contained in the Contract Documents and the subject organization are used only to facilitate reference, and in no way define or limit the scope of intent of any of the provisions of this Contract.

8.12 **ENTIRE AGREEMENT; AMENDMENTS; BINDING EFFECT**

This Construction Agreement, including the Contract Documents and all the documents incorporated therein represents the entire and integrated agreement between the OWNER, Collin County, and the CONTRACTOR, and supersedes all prior negotiations, representations, or agreements, either written or oral. This Construction Agreement may be amended only by written instrument signed by both, the OWNER, Collin County, and the CONTRACTOR.

8.13 **INTERPRETATION**

Although this Agreement is drafted by the OWNER, Collin County, should any part be in dispute, the parties agree that this Construction Agreement shall not be construed more favorable for either party. No rule of construction requiring that ambiguities in this Contract shall be construed more favorably for either party shall apply.

8.14 **EXPENSES FOR ENFORCEMENT**

In the event either Party hereto is required to employ an attorney to enforce the provisions of this Agreement or is required to commence legal proceedings to enforce the provisions hereof, the prevailing Party shall be entitled to recover from the other, reasonable attorney's fees and court costs incurred in connection with such enforcement, including collection.

IN WITNESS WHEREOF, the parties have executed this Construction Agreement upon the year and date indicated beneath their signatures hereto.

CONTRACTOR:

By: _____

Date: _____

ATTEST:

Secretary

COLLIN COUNTY, TEXAS:

By: _____
Michalyn Rains, CPPO, CPPB, Purchasing Agent

Date: _____

Collin County Commissioners' Court Order No.

ATTEST:

Secretary

APPROVED AS TO FORM:

ACKNOWLEDGMENTS

STATE OF TEXAS §

COUNTY OF _____ §

BEFORE ME, _____ on this day personally appeared _____
_____, of _____, a _____ corporation,
known to me (or proved to me on the oath of) _____ or
through _____ (description of identity card or other document) to be the
person whose name is subscribed to the foregoing instrument and acknowledged to me
that he/she executed the same as the act and deed of the corporation, for the purposes and
consideration therein expressed and in the capacity therein stated.

GIVEN UNDER MY HAND AND SEAL OF OFFICE, this the ___ day of _____, 201__

Notary Public, State of Texas

Printed Name

My Commission expires on the ____ day of _____, _____.

STATE OF TEXAS §

COUNTY OF COLLIN §

BEFORE ME, _____ on this day personally appeared _____
_____, Purchasing Agent of COLLIN COUNTY, TEXAS, a political
subdivision of the State of Texas, known to me (or proved to me on the oath of) _____
_____ or through _____ (description of identity card or other
document) to be the person whose name is subscribed to the foregoing instrument and
acknowledged to me that he/she executed the same as the act and deed of COLLIN
COUNTY, TEXAS, for the purposes and consideration therein expressed and in the
capacity therein stated.

GIVEN under my hand and seal of office this the _____ day of _____
_____, 201__.

Notary Public, State of Texas

Printed Name

My Commission expires on the ____ day of _____, _____.

SECTION 005425 - FORM W-9

Form **W-9**
(Rev. December 2014)
Department of the Treasury
Internal Revenue Service

**Request for Taxpayer
Identification Number and Certification**

**Give Form to the
requester. Do not
send to the IRS.**

Print or type See Specific Instructions on page 2.	1 Name (as shown on your income tax return). Name is required on this line; do not leave this line blank.	
	2 Business name/disregarded entity name, if different from above	
	3 Check appropriate box for federal tax classification; check only one of the following seven boxes: <input type="checkbox"/> Individual/sole proprietor or single-member LLC <input type="checkbox"/> Limited liability company. Enter the tax classification (C=C corporation, S=S corporation, P=partnership) ▶ _____ Note. For a single-member LLC that is disregarded, do not check LLC; check the appropriate box in the line above for the tax classification of the single-member owner. <input type="checkbox"/> Other (see instructions) ▶ _____	4 Exemptions (codes apply only to certain entities, not individuals; see instructions on page 3): Exempt payee code (if any) _____ Exemption from FATCA reporting code (if any) _____ <i>(Applies to accounts maintained outside the U.S.)</i>
	5 Address (number, street, and apt. or suite no.)	Requester's name and address (optional)
	6 City, state, and ZIP code	
	7 List account number(s) here (optional)	

Part I Taxpayer Identification Number (TIN)

Enter your TIN in the appropriate box. The TIN provided must match the name given on line 1 to avoid backup withholding. For individuals, this is generally your social security number (SSN). However, for a resident alien, sole proprietor, or disregarded entity, see the Part I instructions on page 3. For other entities, it is your employer identification number (EIN). If you do not have a number, see *How to get a TIN* on page 3.

Note. If the account is in more than one name, see the instructions for line 1 and the chart on page 4 for guidelines on whose number to enter.

Social security number	
or	
Employer identification number	

Part II Certification

Under penalties of perjury, I certify that:

- The number shown on this form is my correct taxpayer identification number (or I am waiting for a number to be issued to me); and
- I am not subject to backup withholding because: (a) I am exempt from backup withholding, or (b) I have not been notified by the Internal Revenue Service (IRS) that I am subject to backup withholding as a result of a failure to report all interest or dividends, or (c) the IRS has notified me that I am no longer subject to backup withholding; and
- I am a U.S. citizen or other U.S. person (defined below); and
- The FATCA code(s) entered on this form (if any) indicating that I am exempt from FATCA reporting is correct.

Certification instructions. You must cross out item 2 above if you have been notified by the IRS that you are currently subject to backup withholding because you have failed to report all interest and dividends on your tax return. For real estate transactions, item 2 does not apply. For mortgage interest paid, acquisition or abandonment of secured property, cancellation of debt, contributions to an individual retirement arrangement (IRA), and generally, payments other than interest and dividends, you are not required to sign the certification, but you must provide your correct TIN. See the instructions on page 3.

Sign Here	Signature of U.S. person ▶	Date ▶
------------------	----------------------------	--------

General Instructions

Section references are to the Internal Revenue Code unless otherwise noted.

Future developments. Information about developments affecting Form W-9 (such as legislation enacted after we release it) is at www.irs.gov/fw9.

Purpose of Form

An individual or entity (Form W-9 requester) who is required to file an information return with the IRS must obtain your correct taxpayer identification number (TIN) which may be your social security number (SSN), individual taxpayer identification number (ITIN), adoption taxpayer identification number (ATIN), or employer identification number (EIN), to report on an information return the amount paid to you, or other amount reportable on an information return. Examples of information returns include, but are not limited to, the following:

- Form 1099-INT (interest earned or paid)
- Form 1099-DIV (dividends, including those from stocks or mutual funds)
- Form 1099-MISC (various types of income, prizes, awards, or gross proceeds)
- Form 1099-B (stock or mutual fund sales and certain other transactions by brokers)
- Form 1099-S (proceeds from real estate transactions)
- Form 1099-K (merchant card and third party network transactions)

- Form 1098 (home mortgage interest), 1098-E (student loan interest), 1098-T (tuition)
- Form 1099-C (canceled debt)
- Form 1099-A (acquisition or abandonment of secured property)

Use Form W-9 only if you are a U.S. person (including a resident alien), to provide your correct TIN.

If you do not return Form W-9 to the requester with a TIN, you might be subject to backup withholding. See What is backup withholding? on page 2.

By signing the filled-out form, you:

1. Certify that the TIN you are giving is correct (or you are waiting for a number to be issued),
2. Certify that you are not subject to backup withholding, or
3. Claim exemption from backup withholding if you are a U.S. exempt payee. If applicable, you are also certifying that as a U.S. person, your allocable share of any partnership income from a U.S. trade or business is not subject to the withholding tax on foreign partners' share of effectively connected income, and
4. Certify that FATCA code(s) entered on this form (if any) indicating that you are exempt from the FATCA reporting, is correct. See *What is FATCA reporting?* on page 2 for further information.

006111 PERFORMANCE BOND

STATE OF TEXAS §
COUNTY OF COLLIN §

KNOW ALL MEN BY THESE PRESENTS:

That _____, a corporation organized and existing under the laws of the State of _____, and fully authorized to transact business in the State of Texas, whose address is _____ of the City of _____ County of _____, and State of _____, (hereinafter referred to as "Principal"), and _____ (hereinafter referred to as "Surety", a corporation organized under the laws of the State of _____ and authorized under the laws of the State of Texas to act as surety on bonds for principals, are held and firmly bound unto _____ (hereinafter referred to as "Owner") and unto all persons, firms and corporations who may furnish materials for or perform labor upon the buildings, structures or improvements referred to in the attached Contract, in the penal sum of _____ Dollars (\$ _____) (not less than 100% of the approximate total amount of the Contract as evidenced in the proposal plus 10-percent of the stated penal sum as an additional sum of money representing additional court expenses, attorneys' fees, and liquidated damages arising out of or connected with the below identified Contract) in lawful money of the United States, for the payment whereof, the said Principal and Surety bind themselves, and their heirs, administrators, executors, successors, and assigns, jointly and severally, firmly by these presents:

WHEREAS, the Principal has entered into a certain written contract with the Owner, dated the _____ day of _____, 201____, to which said Contract is hereby referred to and made a part hereof and as fully and to the same extent as if copied at length herein for the construction of IFB 2018-116, CONSTRUCTION, ROOF RECOVERY FOR COLLIN COUNTY JUSTICE CENTER

CONDITION OF THIS OBLIGATION IS SUCH, that if the said Principal fully and faithfully executes the work and performance of the Contract in accordance with the plans specifications, and Contract Documents, including any extensions thereof which may be granted with or without notice to Surety, during the original term thereof, and during the life of any guaranty required under the Contract, and according to the true intent and meaning of said Contract and the plans and specifications hereto annexed, if the Principal shall repair and/or replace all defects due to faulty materials or workmanship that appear within a period of one year from the date of final completion and final acceptance of the work by OWNER; and if the Principal shall fully indemnify and save harmless the OWNER from all costs and damages which OWNER may suffer by reason of failure to so perform herein and shall fully reimburse and repay OWNER all outlay and expense which the OWNER may incur in making good any default or deficiency, then this obligation shall be void; otherwise, to remain in full force and effect; and in case said CONTRACTOR shall fail to do so, it is agreed that the OWNER may do said work and supply such materials and charge the same against said CONTRACTOR and Surety on this obligation. Provided further, that if any legal action be filed on this Bond, venue shall lie in Collin County, Texas.

"PROVIDED, HOWEVER, that this bond is executed pursuant to the provisions Texas Government Code, Chapter 2253, as amended, and Chapter 3503 of the Texas Insurance Code, as amended, and all liabilities on this bond shall be determined in accordance with the provisions of said articles to the same extent as if they were fully copied at length herein.

Surety, for value received, stipulates and agrees that the bond shall automatically be increased by the amount of any Change Order or supplemental agreement which increases the Contract price with or without notice to the Surety, but in no event shall a Change Order or Supplemental Agreement which reduces the Contract price decrease the penal sum of the Bond. And further that no change, extension of time, alteration, or addition to the terms of the Contract, or to the work performed thereunder, or the plans, specifications, or drawings accompanying the same shall in any way affect its obligation on this bond, and it does hereby waive notice of any such change, extension of time, alteration, or addition to the terms of the Contract or to the work to be performed thereunder.

Surety agrees that the bond provides for the repairs and/or replacement of all defects due to faulty materials and workmanship that appear within a period of one (1) year from the date of completion and acceptance of the improvement by the OWNER.

The undersigned and designated agent is hereby designated by Surety herein as the agent resident to whom any requisite notice may be delivered and on whom service of process may be had in matters arising out of such suretyship.

IN WITNESS WHEREOF, the said Principal and Surety have signed and sealed this instrument this _____ day of _____ 201____.

WITNESS

PRINCIPAL

Printed/Typed Name _____
Title: _____
Company: _____

Address: _____

WITNESS

SURETY

Printed/Typed Name _____
Title: _____
Company: _____

Address: _____

The Resident Agent of the Surety for delivery of notice and service of process is:
Name: _____
Address: _____
Phone Number: _____

Note: Date of Bond must NOT be prior to date of contract.
Revised 11/2008

006113 PAYMENT BOND

STATE OF TEXAS §
COUNTY OF COLLIN §

KNOW ALL MEN BY THESE PRESENTS:

That _____, a corporation organized and existing under the laws of the State of _____, and fully authorized to transact business in the State of Texas, whose address is _____ of the City of _____ County of _____, and State of _____, (hereinafter referred to as "Principal"), and _____ (hereinafter referred to as "Surety", a corporation organized under the laws of the State of _____ and authorized under the laws of the State of Texas to act as surety on bonds for principals, are held and firmly bound unto _____ (hereinafter referred to as "Owner") and unto all persons, firms and corporations who may furnish materials for or perform labor upon the buildings, structures or improvements referred to in the attached Contract, in the penal sum of _____ Dollars (\$ _____) (not less than 100% of the approximate total amount of the Contract as evidenced in the proposal) in lawful money of the United States, for the payment whereof, the said Principal and Surety bind themselves, and their heirs, administrators, executors, successors, and assigns, jointly and severally, firmly by these presents:

WHEREAS, the Principal has entered into a certain written contract with the Owner, dated the _____ day of _____, 201____, to which said Contract is hereby referred to and made a part hereof and as fully and to the same extent as if copied at length herein for the construction of IFB 2018-116, CONSTRUCTION, ROOF RECOVERY FOR COLLIN COUNTY JUSTICE CENTER

NOW, THEREFORE, THE CONDITION OF THIS OBLIGATION IS SUCH, that the bond guarantees the full and proper protection of all claimants supplying labor and material in the prosecution of the work provided for in said Contract and for the use of each claimant, and that conversely should the Principal faithfully perform said Contract and in all respects duly and faithfully observe and perform all and singular the covenants, conditions, and agreements in and by said Contract, agreed to by the Principal, and according to the true intent and meaning of said Contract and the claims and specifications hereto annexed, and any and all duly authorized modifications of said Contract that may hereafter be made, notice of which modification to Surety being hereby waived, then this obligation shall be void; otherwise, to remain in full force and effect. Provided further, that if any legal action be filed on this Bond, venue shall lie in Collin County, Texas.

"PROVIDED, HOWEVER, that this bond is executed pursuant to the provisions Texas Government Code, Chapter 2253, as amended, and Chapter 3503 of the Texas Insurance Code, as amended, and all liabilities on this bond shall be determined in accordance with the provisions of said articles to the same extent as if they were fully copied at length herein.

Surety, for value received, stipulates and agrees that the bond shall automatically be increased by the amount of any Change Order or supplemental agreement which increases the Contract price with or without notice to the Surety and that no change, extension of time, alteration or addition to the terms of the Contract, or to the work performed thereunder, or the plans, specifications, or drawings accompanying the same, shall in anyway affect its obligation on this bond, and it does hereby waive notice of any such change, extension of time, alteration or addition to the terms of the Contract, or to the work to be performed thereunder.

The undersigned and designated agent is hereby designated by Surety herein as the agent resident to whom any requisite notice may be delivered and on whom service of process may be had in matters arising out of such suretyship.

IN WITNESS WHEREOF, the said Principal and Surety have signed and sealed this instrument this _____ day of _____ 201____.

WITNESS

PRINCIPAL

Printed/Typed Name _____

Title: _____

Company: _____

Address: _____

SURETY

Printed/Typed Name _____

Title: _____

Company: _____

Address: _____

WITNESS

The Resident Agent of the Surety for delivery of notice and service of process is:
Name: _____
Address: _____
Phone Number: _____

Note: Date of Bond must NOT be prior to date of contract.

006119 MAINTENANCE BOND

STATE OF TEXAS §
COUNTY OF COLLIN §

KNOW ALL MEN BY THESE PRESENTS:

That _____, a corporation organized and existing under the laws of the State of _____, and fully authorized to transact business in the State of Texas, whose address is _____ of the City of _____ County of _____, and State of _____, (hereinafter referred to as "Principal"), and _____ (hereinafter referred to as "Surety", a corporation organized under the laws of the State of _____ and authorized under the laws of the State of Texas to act as surety on bonds for principals, are held and firmly bound unto _____ (hereinafter referred to as "Owner") and unto all persons, firms and corporations who may furnish materials for or perform labor upon the buildings, structures or improvements referred to in the attached Contract, , in the penal sum of _____ Dollars (\$ _____) in lawful money of the United States, for the payment whereof, the said Principal and Surety bind themselves, and their heirs, administrators, executors, successors, and assigns, jointly and severally, firmly by these presents:

WHEREAS, the Principal has entered into a certain written contract with the Owner, dated the _____ day of _____, 201____, to which said Contract is hereby referred to and made a part hereof and as fully and to the same extent as if copied at length herein for the construction of 2018-116, CONSTRUCTION, ROOF RECOVERY FOR COLLIN COUNTY JUSTICE CENTER.

NOW, THEREFORE, THE CONDITION OF THIS OBLIGATION IS SUCH, that the bond guarantees the full and proper maintenance and repair of the work herein contracted to be done and performed for a period of _____ year(s) from the date of acceptance and Principal will do all necessary backfilling that may arise on account of sunken conditions in ditches, or otherwise, and do and perform all necessary work and repair any defective condition growing out of or arising from the improper laying or construction of same, or on account of any breaking of same caused by said CONTRACTOR in construction of same, or on account of any defect arising in any of said work laid or constructed by said CONTRACTOR or on account of improper excavation or backfilling, it being understood that the purpose of this section is to cover all defective conditions arising by reason of defective materials, work or labor performed by said CONTRACTOR, then this obligation shall be void; otherwise, to remain in full force and effect; and in case said CONTRACTOR shall fail to do so, it is agree that the OWNER may do said work and supply such materials and charge the same against said CONTRACTOR and Surety on this obligation. Provided further, that if any legal action be filed on this Bond, venue shall lie in Collin County, Texas.

"PROVIDED, HOWEVER, that said Surety, for value received, stipulates and agrees the bond shall automatically be increased by the amount of any Change Order or supplemental agreement which increases the Contract price with or without notice to the Surety and that no change, extension of time, alteration or addition to the terms of the Contract, or to the work performed thereunder, or the plans specifications, or drawings accompanying the same shall in any way affect its obligation on this bond, and it does hereby waive notice of any such change, extension of time, alteration, or addition to the terms of the Contract or to the work to be performed thereunder.

The undersigned and designated agent is hereby designated by Surety herein as the agent resident to whom any requisite notice may be delivered and on whom service of process may be had in matters arising out of such suretyship.

IN WITNESS WHEREOF, the said Principal and Surety have signed and sealed this instrument this _____ day of _____ 201____.

WITNESS

PRINCIPAL

Printed/Typed Name _____

Title: _____

Company: _____

Address: _____

WITNESS

SURETY

Printed/Typed Name _____

Title: _____

Company: _____

Address: _____

The Resident Agent of the Surety for delivery of notice and service of process is:

Name: _____

Address: _____

Phone Number: _____

Note: Date of Bond must NOT be prior to date of contract.

SECTION 01 1000

SUMMARY

PART 1 - GENERAL

1.01 WORK COVERED BY CONTRACT DOCUMENTS:

- A. Work consists of a the installation of a recovery modified bituminous roof system over existing modified bituminous roofing at the Collin County Justice Center facility located at 4300 Community Avenue, McKinney, TX for Collin County.

1.02 CONTRACTS:

- A. Construct work under direction and control of the Contractor. Construct work under single Lump-sum Contract.

1.03 WORK SEQUENCE:

- A. Sequence and stage roofing work in accordance with roofing phasing plans approved by Owner.

1.04 CONTRACTOR'S USE OF PREMISES:

- A. Confine operations at site to areas permitted by Law, Ordinances and Permits and to Limits of Contract as shown on Contract Documents.
- B. Do not unreasonably encumber site with materials or equipment.
- C. Do not load structure with weight that will endanger structure.
- D. Assume full responsibility for protection and safekeeping of products stored on premises.
- E. Move stored products which interfere with operations of Owner.
- F. Obtain and pay for use of additional storage or work areas needed for operations.
- G. Coordinate use of premises under direction of Owner's representative.
- H. Limit use of each site for Work and storage as follows:
 - 1. Restrict Work to areas approved by Owner.
 - 2. Store materials off site except for approved materials which may be stored at designated staging area as approved by Owner.
 - 3. Access sites in areas approved by Owner.
 - 4. Restrict parking to specific areas of existing parking lots as approved by Owner.
- I. Maintenance of Access and Operations:
 - 1. Do not perform operations that would interrupt or delay Owner's daily operations.
 - 2. Maintain access to existing building, facilities, parking, streets and walkways; especially fire lanes. Do not obstruct entrances or loading docks.
 - 3. Schedule operations with Owner in such a manner as to allow Owner operations to continue with minimum interruption.
 - 4. During period of construction, do not obstruct in any manner existing exit ways of Owner-occupied areas.
- J. Maintenance of Existing Services:
 - 1. Do not disrupt existing utility services to existing buildings.
- K. Building Access:
 - 1. Contractor will not have access to building interior except as necessary to perform work and check for leaks, unless otherwise approved by Owner. Access to the interior of the facility will be coordinated with the designated Collin County representative.
 - 2. Access to roof construction areas shall be by way of exterior ladder on face of building as

- designated by Owner.
3. Access to roof construction areas for delivery of materials shall be as designated by Owner.
 4. **ALL CONTRACTOR AND SUBCONTRACTOR EMPLOYEES WILL BE REQUIRED TO PASS A BACKGROUND CHECK IN ORDER TO WORK ON THIS PROJECT. COORDINATE WITH COLLIN COUNTY TO CONFIRM REQUIREMENTS FOR SAID BACKGROUND CHECK. COPIES OF BACKGROUND CHECK RESULTS ARE TO BE MAINTAINED AT THE JOBSITE. ANY EMPLOYEES WORKING ON PROJECT WITHOUT A COMPLETED AND PASSED BACKGROUND CHECK WILL BE REQUIRED TO LEAVE THE JOBSITE IMMEDIATELY.**
 5. Contractor personnel shall wear approved badged obtained through Collin County at all times while on the Job Site.

1.05 OWNER OCCUPANCY:

- A. Owner will occupy premises during entire period of construction for the conduct of Owner's normal, daily operations. Cooperate with Owner's representative in all construction operations to minimize conflict and to facilitate Owner usage.
- B. Contractor shall conduct his operations so as to insure least inconvenience to Owner's operation.
- C. Contractor shall take precautions to avoid excessive noise or vibration that would disturb Owner's operations. When directed by Owner, Contractor shall perform certain operations at designated time of day or night in order to minimize disturbance to Owner's operations.
- D. Contractor shall take all necessary precautions to assure a watertight condition in the operating portion of the building during construction.

1.06 OVERTIME WORK:

- A. Contract shall include necessary overtime work on weekends and other times as required to complete the work within the Contract Time.

END OF SECTION

SECTION 01 2200

UNIT PRICES

PART 1 - GENERAL

1.01 SUMMARY

- A. Section Includes:
 - 1. Measurement.
 - 2. Payment.
- B. Related Sections:
 - 1. Individual specification sections.

1.02 UNIT PRICES

- A. Provide unit prices for items listed, for inclusion in Contract, guaranteed to apply for duration of Project as basis for additions to or deductions from Contract Sum.
- B. Take measurements and compute quantities.
- C. Quantities and measurements indicated are for Contract purposes only. Actual quantities and measurements supplied or placed in the Work will determine payment.
- D. Payment includes full compensation for all required labor, Products, tools, equipment, plant, transportation, services, and incidentals, and for erection, application, or installation of an item of the Work.
- E. Adjustments to Contract Sum will be made by Change Order based on net cumulative change for each item of the Work.

PART 2 - PRODUCTS

2.01 PRODUCTS

- A. Roofing and insulation: Refer to Sections 07 2200 – “Roof Insulation” and 07 5200 – “Modified Bituminous Membrane Roofing” for product information.
 - 1. Base Bid: Include replacement of 30% of existing roofing and insulation in Base Bid.
 - 2. Unit Price: Include a per square foot unit price to remove and replace deteriorated additional existing roofing and insulation.

PART 3 - EXECUTION

Not used

END OF SECTION

SECTION 01 2300

ALTERNATES

PART 1 - GENERAL

1.01 DESCRIPTION:

- A. This Section identifies each Alternate by number, and describes the basic changes to be incorporated into the Work, only when that Alternate is made a part of the Work by specific provisions in the Owner-Contractor Agreement.
- B. Alternates, as described below, add work to the Base Bid.
- C. Referenced sections of specifications or Drawing details stipulate pertinent requirements for products and methods to achieve the work stipulated under each Alternate.
- D. Coordinate pertinent related work and modify surrounding work as required to properly integrate the work under each Alternate, and to provide the complete construction required by Contract Documents.

1.02 DESCRIPTION OF ALTERNATES:

- A. ALTERNATE NO. 1 – JOINT SEALANTS (ADD):
 - 1. Base Bid is to include removing and replacing existing Joint Sealant (refer specifications section 07 9200 for product information) on the exterior masonry elevations (above designated line shown on elevations and above roofing) as indicated on the drawings. Alternate is to include replacing all remaining existing Joint Sealant on the buildings within the scope area such that every sealant joint has been replaced.
- B. ALTERNATE NO. 2 – EXTERIOR MASONRY WATER REPELLANT (ADD):
 - 1. Base Bid is to include the performance of masonry restoration (refer specifications section 04 0100 and 04 0511) and the installation of Water Repellant (refer specifications section 07 1900 for product information) on the exterior masonry elevations (above grade and above roofing) as indicated on the elevations. Alternate is to include installing Water Repellant on all remaining existing masonry on the buildings within the scope area such that all masonry surfaces are sealed.
- C. ALTERNATE NO. 3 – GAS PIPING AND HOT STACK PAINTING (ADD):
 - 1. Alternate is to include stripping existing paint, treating rust, prepping and priming surface and applying new paint to the following:
 - a. All exposed gas piping at all roof areas except those shown as “not in scope” on the plans.
 - b. Allowance for 12 hot stacks- owner will designate which ones are to be repainted.
 - c. Engine exhaust stack at Roof Area D-1.

PART 2 - NOT APPLICABLE

PART 3 - NOT APPLICABLE

END OF SECTION

SECTION 01 3140

PROJECT MEETINGS

PART 1 - GENERAL

1.01 PRE-CONSTRUCTION CONFERENCE:

- A. A pre-construction conference will be held the site at a time and date to be designated by the Collin County Project Manager.
- B. Representatives of the Contractor and roofing subcontractor shall meet with Collin County Project Administrator, Collin County representatives and Consulting Architect.
- C. As a minimum, the following items will be on meeting agenda:
 - 1. Review of Contract, insurance and Schedule of Values.
 - 2. Designation of key personnel.
 - 3. Communications.
 - 4. Construction Schedule and phasing plan.
 - 5. Job site conditions and requirements:
 - a. Use of site and restrictions.
 - b. Temporary services and controls.
 - c. Existing facilities and maintenance of operation, use of site.
 - d. Construction procedures.
 - e. Daily completion procedures.
 - f. Weather restrictions.
 - g. Notification procedures.
 - h. Quality control.
 - i. Project record documents procedures.
 - j. Final inspection.
 - 6. Submittals Review.

1.02 WEEKLY PROGRESS MEETINGS:

- A. Weekly construction progress meetings will be held as designated by the Collin County Project Manager.

PART 2 - NOT APPLICABLE

PART 3 - NOT APPLICABLE

END OF SECTION

SECTION 01 3300

SUBMITTAL PROCEDURES

PART 1 - GENERAL

1.01 GENERAL:

- A. Submit to the Consulting Architect Shop Drawings, Product Data and Samples required by Specification sections.

1.02 RELATED REQUIREMENTS:

- A. Project Record Documents - Section 01 7000.

1.03 SHOP DRAWINGS:

- A. Original drawings, prepared by Contractor, subcontractor, supplier or distributor, which illustrate some portion of the Work, showing fabrication, layout, setting or erection details, prepared by a qualified detailer. Reproduction and use of Contract Drawings are prohibited.
- B. Format for Review: Electronic.

1.04 PRODUCT DATA:

- A. Manufacturer's standard schematic drawings:
 - 1. Modify drawings to delete information which is not applicable to project.
 - 2. Supplement standard information to provide additional information applicable to project.
- B. Manufacturer's catalog sheets, brochures, diagrams, schedules, performance charts, illustrations and other standard descriptive data:
 - 1. Clearly mark each copy to identify pertinent materials, products or models.
 - 2. Show dimensions and clearances required.
 - 3. Show performance characteristics and capacities.
 - 4. Show wiring diagrams and controls.

1.05 SAMPLES:

- A. Physical examples to illustrate materials, equipment and workmanship, and to establish standards by which completed Work is judged.

1.06 CONTRACTOR RESPONSIBILITIES:

- A. Review Shop Drawings, Product Data and Samples prior to submission. Initial, sign or stamp, certifying to review of submittal.
- B. Verify:
 - 1. Field measurements.
 - 2. Field construction criteria.
 - 3. Catalog numbers and similar data.
- C. Coordinate each submittal with requirements of Work and of Contract Documents.
- D. Contractor's responsibility for errors and omissions in submittals is not relieved by the Consulting Architect's review of submittals.
- E. Contractor's responsibility for deviations in submittals from requirements of Contract Documents is not relieved by the Consulting Architect's review of submittals.
- F. Notify the Consulting Architect, in writing at time of submission, of deviations in submittals from requirements of Contract Documents.

- G. Begin no work which requires submittals until return of submittals with Consulting Architect's stamp and initials or signature indicating review and indication to proceed as noted.
- H. After Consulting Architect's review, distribute copies.

1.07 SUBMISSION REQUIREMENTS:

- A. Schedule submissions to Consulting Architect immediately after Contract Award.
- B. Submit 2 of each Sample, unless otherwise specified.
- C. Accompany submittals with transmittal letter, containing:
 - 1. Date.
 - 2. Project title and number.
 - 3. Contractor's name and address.
 - 4. The number of each Shop Drawing, Product Datum and Sample submitted.
 - 5. Notification of deviations from Contract Documents.

1.08 RE-SUBMISSION REQUIREMENTS:

- A. Shop Drawings:
 - 1. Revise initial drawings as required and re-submit as specified for initial submittal.
 - 2. Indicate on drawings any changes which have been made, other than those requested by the Owner.
- B. Product Data and Samples: Submit new datum and samples as required for initial submittal.

1.09 DISTRIBUTION OF SUBMITTALS AFTER REVIEW:

- A. Consulting Architect will provide electronic copies of Shop Drawings and Product Datum to Contractor and Owner.
- B. Contractor shall distribute copies of Shop Drawings and Product Datum which carry Architect's stamp, as required for construction and shall maintain a copy of such at the jobsite.

PART 2 - NOT APPLICABLE

PART 3 - NOT APPLICABLE

END OF SECTION

SECTION 01 3550

ALTERATIONS PROJECT PROCEDURES

PART 1 - GENERAL

1.01 SUMMARY

- A. Procedural requirements for alterations work.
- B. Selective demolition.

1.02 DESCRIPTION:

- A. Summary: The procedures and administrative requirements of this Section apply to all of the following Sections of the Specifications which are involved in alterations to the existing building.
- B. Extent Notes: Cut into or partially remove portions of the existing building as necessary to make way for new construction. Include such work as:
 - 1. Cutting and removing of items shown to be cut or removed.
 - 2. Cutting or removing of items not shown to be cut or removed, but which must be cut or removed to allow the new work to proceed. Work or items which are to remain in the finished work shall be patched or reinstalled after their cutting or removing, and their joints and finishes made to match adjacent or similar work.
 - 3. Removal of existing surface finishes as needed to install new work and finishes.
 - 4. Removal of abandoned items and removal of items serving no useful purpose.
 - 5. Repair or removal of dangerous or unsanitary conditions resulting from alterations work.

1.03 ALTERATIONS, CUTTING AND PROTECTION:

- A. Extent:
 - 1. Cutting and removing work shall be performed so as not to cut or remove more than is necessary and so as not to damage adjacent work.
 - 2. Conduct work in such a manner as to minimize noise and to minimize accumulation and spread of dirt and dust.
- B. Protection:
 - 1. Protect remaining finishes, equipment, and adjacent work from damage caused by cutting, removing and patching operations. Protect surfaces which will remain a part of the finished work.
 - 2. Cover existing walls where necessary to prevent damage from products delivery and construction operations.
 - 3. After materials are installed, properly protect Work until final acceptance.
 - 4. Any damage resulting from construction operations shall be repaired by the Contractor without cost to the Owner.
- C. Debris:
 - 1. Remove debris promptly from the site each day in accordance with Section 01 5000. Removed material becomes property of the Contractor. Load removed material directly on trucks for removal from site. Dispose of removed material legally. Do not allow debris to enter sewers.

1.04 PATCHING, EXTENDING AND MATCHING:

- A. Patching:
 - 1. In areas where any portion of an existing finished surface is damaged, lifted, stained, or otherwise made to be imperfect, patch or replace the imperfect portion of the surface with matching material.
 - 2. Provide adequate support or substrate for patching.

- B. Quality:
 - 1. In the Sections of the product and execution Specifications which follow these General Requirements, no concerted attempt has been made to describe each of the various existing products that must be used to patch, match, extend or replace existing work. Obtain all such products in time to complete the Work on schedule. Such products shall be provided in quality which is in no way inferior to the existing products.
 - 2. The quality of the products that exist in the building, as apparent during prebid site visits, shall serve as the Specification requirement for strength, appearance, and other characteristics.
- C. Transitions:
 - 1. Where new work abuts or finishes flush with existing work, make the transition as smooth and uniform as possible. Patched work shall match existing adjacent work in texture and appearance so as to make the patch or transition invisible to the eye at a distance of 3 ft.
 - 2. Where finished surfaces cut are in such a way that a smooth transition with new work is not possible, terminate the existing surface in a neat manner along a straight line at a natural line of division and provide trim appropriate to the finished surface.
- D. Matching: Restore existing work that is damaged during construction to a condition equal to its condition at the time of the start of the Work.

1.05 REPAIR:

- A. Replace work damaged in the course of alterations.
- B. Where full removal of extensive amounts of almost-suitable work would be needed to replace damaged portions, then filling, straightening, and similar repair techniques, followed by finishing, will be permitted.
- C. If the repaired work is not brought up to the standard for new work, the Collin County Project Manager will direct that it be cut out and replaced with new work.

1.06 SELECTIVE DEMOLITION:

- A. Demolish and remove existing construction only to the extent required by new construction and as indicated. Use methods required to complete Work within limitations of governing regulations and as follows:
 - 1. Neatly cut openings and holes plumb, square, and true to dimensions required. Use cutting methods least likely to damage construction to remain or adjoining construction. To minimize disturbance of adjacent surfaces, use hand or small power tools designed for sawing or grinding, not hammering and chipping.
 - 2. Dispose of demolished items and materials promptly. On-site storage or sale of removed items is prohibited.

END OF SECTION

SECTION 01 4250

DEFINITIONS

PART 1 - GENERAL

1.01 SECTION INCLUDES:

- A. Definitions for construction terminology not otherwise defined in Contract Documents.
- B. Definitions for special terminology used for this Project.

1.02 RELATED SECTIONS:

- A. Conditions of the Contract (Definitions contained therein).
- B. Alterations project procedures - Section 01 3550.
- C. Materials and equipment - Section 01 6000.

1.03 EXISTING - (PRESENTLY THERE):

- A. Also may be noted "original". Present conditions and assumed locations, if known, as of the Date of Contract Documents.

1.04 ABANDONED - (NO LONGER NECESSARY OR IN USE):

- A. "Remove" items so noted, or later defined, as an all inclusive responsibility within this contract. Pay for all work in connection with removal of these items, including municipal, disposal, utility and service charges. Dispose of all "Excess".

1.05 ABANDON - (TO BECOME ABANDONED):

- A. Protect and allow to remain as "existing" until such other work makes them "abandoned", such as relocation or discontinuation of service. Upon determination of abandonment, work shall proceed in accordance with "Abandoned".

1.06 SALVAGE - (TO BE REMOVED AS IS):

- A. "Remove", protect, "preserve" in complete material condition as found "existing". Also to "Save". Determine suitability for incorporation in this Contract. Store at a location mutually agreed upon. Dispose of all "Excess".

1.07 UNKNOWN - (NOT SHOWN ON DRAWINGS):

- A. Products beneath surfaces indicated by drawings and encountered during the Work. Immediately support, shore and protect. Immediately notify the Architect and authority having jurisdiction. Allow free access for inspection. "Preserve" in proper condition until the Architect determines definition and interpretation of Work. Take such measures as required for protection, reinforcement or adjustment.

1.08 NEW - (TO BE INCORPORATED) NOT EXISTING:

- A. Refer to various specification sections for requirements of Work to be incorporated.

1.09 ADDITION - (TO ADD TO AND BE INCORPORATED) ALSO TO "ADD":

- A. Work supplementary to that indicated to accomplish that which is required by the Contract Documents. To bring to a new condition; to extend, fasten, patch and match to that which is existing.

1.10 REMAIN - (TO LEAVE WHERE IT IS EXISTING):

- A. The final location of an item in its "existing" position, however, this shall not mandate the fact that this item will not move during this contract, specifically in order to "Preserve" or "Rework".

1.11 RENOVATE - (TO REPAIR AND MAKE NEW):

- A. The process required to bring an item to a present new standard of condition required by the Contract Documents; e.g., to "rework" "existing" "suitable" "salvage" "products" and perform "new" work and "additions" required. (Syn. rehabilitate, recondition, repair.)

1.12 REMOVE - (TO TAKE FROM EXISTING LOCATION):

- A. Work required to extract a portion or whole by one or a combination of methods and moved to a new location.
 - 1. "Abandoned": Remove items by dismantling or extraction and may be by demolition, if acceptable.
 - 2. Salvage: Remove by disassembly. "Relocate".
 - 3. Products: Where a specific portion of component of an assembly or whole is to be removed, take all precautions to prevent damage, defacement and displacement to the "existing" to remain i.e., mortar, bricks, and finishes.

1.13 REINSTALL - (TO INCORPORATE AS WAS ONCE DONE):

- A. "Remove" and "salvage" existing from its location, if it does exist.
 - 1. "Restore", "Renovate" or "Remodel" and "Reinstall" in its existing location. Reincorporate and "re-work" the original work to the extent required by the Contract Documents.
- B. If the "Existing" item, so indicated, is missing, defective, or unsuitable as "Existing", then "Reconstruct" only that portion with "New" products and incorporate as was original. Syn. Replace.

1.14 REPLACE - (TO TAKE THE PLACE OF):

- A. "Remove" "existing" unserviceable product and provide "new" product in place of unserviceable product.

1.15 RELOCATE - ("REINSTALL" IN A NEW LOCATION):

- A. "Reinstall" in a new location as indicated on Drawings.

1.16 REUSE - (TO USE AS ONCE WAS):

- A. The use of "suitable" "salvage" for incorporation or reincorporation in the Work. "Remove", "Relocate" and "Reinstall" as required for "Reuse".

1.17 DEFECTIVE - (NOT ACCEPTABLE):

- A. Refer to Conditions of the Contract, that which does not conform to the Contract Documents. As it applies to "Salvage", in addition to the above, shall mean "Unsuitable".

1.18 EXCESS - (NOT REQUIRED):

- A. More quantity than required to conform to the Contract Documents and not desired by the Owner. Debris shall be considered "Excess" and not be buried on this site. Remove "Excess" from the site and legally dispose. "Excess" "Suitable" "Salvage" shall be property of Contractor unless otherwise specified.

END OF SECTION

SECTION 01 4300

QUALITY ASSURANCE

PART 1 - GENERAL

1.01 REQUIREMENTS INCLUDED:

- A. General Quality Control.
- B. Manufacturers' Field Services.
- C. Reroofing Daily Completion Checklist.

1.02 RELATED REQUIREMENTS:

- A. Conditions of the Contract: Inspection and testing required by governing authorities.

1.03 QUALITY CONTROL, GENERAL:

- A. Maintain quality control over suppliers, manufacturers, Products, services, site conditions, and workmanship, to produce work of specified quality.

1.04 MANUFACTURERS' FIELD SERVICES:

- A. When specified in respective Specification section, require manufacturer to provide qualified personnel to observe field conditions, conditions of surfaces and installation, quality of workmanship, and to make appropriate recommendations.
- B. Notify manufacturer's technical representative a minimum of 1 week prior to date of Final Inspection. The manufacturer's technical representative shall attend the Final Inspection.
- C. Representative shall submit written report to Architect and Contractor listing items to be addressed for roofing work to achieve final completion.

1.05 REROOFING DAILY COMPLETION CHECKLIST:

- A. At end of each day's work, Contractor shall complete a Reroofing Daily Completion Checklist verifying that night seal procedures have been completed and inspected.
- B. Checklist shall include following information:
 - 1. Verification of procedures and inspection.
 - 2. Name of project.
 - 3. Date and time of shut-down.
 - 4. Weather conditions at time of shut-down.
 - 5. Predicted weather conditions for that night.

PART 2 - NOT APPLICABLE

PART 3 - NOT APPLICABLE

END OF SECTION

SECTION 01 5000

TEMPORARY FACILITIES AND CONTROLS

PART 1 - GENERAL

1.01 RELATED REQUIREMENTS:

- A. Use of site - Section 01 3550.
- B. Maintenance of existing services - Section 01 3550.
- C. Demolition, cutting, dust control - Section 01 3550.

1.02 SANITARY FACILITIES:

- A. Provide adequate temporary chemical toilets at each site at time Work is commenced.
- B. Maintain facilities in compliance with applicable health laws and regulations. Keep clean and unobtrusive.
- C. Upon completion of Work, remove these facilities and all traces thereof.

1.03 STORAGE OF MATERIALS:

- A. Store materials in areas approved by Owner and local governing requirements.
- B. Cover and protect materials subject to damage by weather, including during transit.
- C. Do not use building as storage facility with the exception of roofing materials which can be stored on the roof.
- D. Provide additional storage at no cost to Owner in the event that additional storage area is required beyond approved areas.
- E. Stored materials shall be available for inspection by Architect and Owner at all times.
- F. Store flammable and volatile liquids in sealed containers located a minimum of 30 ft. from existing buildings.
- G. Flammable or volatile liquids shall be transported in and used from U.L. listed safety cans.

1.04 TEMPORARY WATER:

- A. Contractor shall make arrangements with Owner for water required for construction.
- B. Owner will pay for costs of water.
- C. Contractor shall provide hoses for conveyance.

1.05 TEMPORARY ELECTRICAL ENERGY:

- A. Contractor shall make arrangements with Owner for temporary electrical service for completion of the Work.
- B. Owner will pay energy charges for temporary power and lighting.
- C. Contractor shall provide all necessary temporary wiring, extensions and temporary lighting devices.

1.06 TEMPORARY LADDERS, SCAFFOLDS, HOISTS:

- A. Furnish and maintain temporary ramps, scaffolds, hoists or chutes as required for proper execution of Work.
- B. Such apparatus, equipment and construction shall be of noncombustible construction and meet

requirements of applicable Federal, State and Local Safety and Labor Laws.

1.07 GUARDRAILS, BARRICADES AND TEMPORARY COVERINGS:

- A. Provide barricades as required to protect natural resources, site improvements, existing property, adjacent property and passers-by.
- B. Where pedestrian traffic is adjacent to work areas, provide necessary guardrails and barricades to protect pedestrians and to prevent pedestrian access to Work areas.
- C. At completion of construction, remove guardrails and barricades.
- D. Provide suitable temporary watertight coverings over windows and roof openings as necessary to protect interior equipment from water damage.

1.08 PROTECTION:

- A. Protect existing buildings and property, including trees, lawns and plants.
 - 1. Contractor is responsible for repairing lawn areas and/ or repairing lawn irrigation lines damaged due to construction activity such as driving lifts over the lawn. Please note that there are is no irrigation system in between the buildings, the irrigation lines are only around the outside perimeter.
- B. Refer to Section 01 3550 for additional protection requirements of existing building.
- C. Existing dishes on roofs are to be carefully moved for re-roofing work and replaced in their exact locations after re-roofing is completed. If exact alignment is not reestablished, Contractor is responsible for realignment, including contacting the service provider and having them realign the dishes for proper reception if required.

1.09 TEMPORARY FIRE PROTECTION:

- A. During construction, Contractor and his subcontractors and sub-subcontractors and their agents and employees shall comply with fire safety practices as outlined in NFPA Pamphlet 241 and local fire protection codes.
 - 1. During entire construction period, provide one U.L. listed 2A:20BC dry chemical fire extinguisher, or one standard U.L. listed 1-1/2 ga. water (E-10) and one U.L. listed 10BC carbon dioxide fire extinguisher mounted together, in each of following areas:
 - a. Each 3,000 sq. ft. of roof work area or fraction thereof.
 - b. Each temporary storage shed.
 - c. Do not use 2A:20BC dry chemical type fire extinguisher in confines of telephone equipment areas for purposes of suppression.
 - 2. Contractor's superintendent, or other assistant superintendents, shall be appointed as project fire warden for entire construction period.
 - 3. Train workmen in proper use of each type fire extinguisher.
 - 4. Post telephone number of fire department, specific information on location of on-site firefighting equipment and procedures to be followed in event of fire.
 - 5. Maintain free access at all times to fire extinguisher equipment, street fire hydrants and outside connections for standpipe hose systems.
 - 6. Maintain all exit facilities and access thereto, free of material and other obstructions.
 - 7. Refer 07 5200 3.04 B. for Fire Watch information.

1.10 CLEANING DURING CONSTRUCTION:

- A. Oversee cleaning and ensure that building and grounds are maintained free from accumulations of waste materials and rubbish.
- B. At not less than every day during progress of work, clean work areas and access, and dispose of waste materials, rubbish and debris.
- C. Dump containers may be used for collection of waste materials, rubbish and debris. Locate

containers in areas approved by Owner and local governing requirements. Remove containers when filled.

- D. Do not allow waste materials, rubbish and debris to accumulate and become an unsightly or hazardous condition.
- E. Remove waste materials, rubbish and debris from site, and legally dispose of at public or private dumping areas off Owner's property.
- F. Lower waste materials in a controlled manner with as few handlings as possible; do not drop or throw materials from heights.

1.11 EMPLOYEE CONTROL:

- A. Do not allow construction employees to enter Owner occupied areas except when approved and escorted for secured spaces and for access to roof and as required to perform work.

1.12 PARKING FACILITIES:

- A. Contractor shall be responsible for parking of construction personnel vehicles at locations approved by Owner.

1.13 LEAK (WATER) DAMAGE CONTROL:

- A. In the event of rain during reroofing construction operations, immediately inspect interior of building for leaks. This shall occur on a 24 hour basis.
- B. If leaks are discovered during rains, immediately cover interior improvements and furnishing and immediately notify Owner of leak condition.
- C. Perform emergency repairs on roofing to stop leaks.

PART 2 - NOT APPLICABLE

PART 3 - NOT APPLICABLE

END OF SECTION

SECTION 01 6000

PRODUCT REQUIREMENTS

PART 1 - GENERAL

1.01 GENERAL:

- A. Material and equipment incorporated into Work:
 - 1. Conform to applicable specifications and standards.
- B. Do not use material or equipment for purposes other than that for which it is designed or is specified.

1.02 RELATED REQUIREMENTS:

- A. Summary of Work - Section 01 1000.
- B. Alterations Project Procedures - Section 01 3550.
- C. Submittal Procedures - Section 01 3300.
- D. Storage of Materials - Section 01 5000.

1.03 REUSE OF EXISTING MATERIAL:

- A. Except as specifically indicated on Drawings, or as specified in Section 01 3550, materials and equipment removed from existing structure shall not be used in completed Work.

1.04 MANUFACTURER'S INSTRUCTIONS:

- A. When Contract Documents require that installation of work shall comply with manufacturer's printed instructions, obtain and distribute copies of such instructions to parties involved in installation, including copy to Consulting Architect.
 - 1. Maintain one set of complete instructions at jobsite during installation and until completion.
- B. Perform work in accord with manufacturer's instructions. Do not omit preparatory steps or installation procedures unless specifically modified or exempted by Contract Documents.

1.05 TRANSPORTATION AND HANDLING:

- A. Arrange deliveries of products in accord with construction schedules, coordinate to avoid conflict with work and conditions at site.
 - 1. Deliver products in undamaged condition, in manufacturer's original containers or packaging, with identifying labels intact and legible.
 - 2. Immediately on delivery, inspect shipments to assure compliance with requirements of Contract Documents and reviewed submittals, and that products are properly protected and undamaged.
- B. Provide equipment and personnel to handle products by methods to prevent soiling or damage to products or packaging.

1.06 SUBSTITUTIONS AND PRODUCT OPTIONS:

- A. Contractor's Options:
 - 1. For products specified only by reference standard, select any product meeting that standard, by any manufacturer.
 - 2. For products specified by naming several products or manufacturers, select any product and manufacturer named.
 - 3. Products specified by naming only one product and manufacturer: No substitutions allowed.

B. Substitutions: Not allowed.

PART 2 - NOT APPLICABLE

PART 3 - NOT APPLICABLE

END OF SECTION

SECTION 01 7000

CONTRACT CLOSEOUT

PART 1 - GENERAL

1.01 REQUIREMENTS INCLUDED:

- A. Closeout Procedures and Submittals.
- B. Final Cleaning.
- C. Project Record Documents.
- D. Maintenance Data.
- E. Instruction of Owner's Personnel.
- F. Warranties.

1.02 RELATED REQUIREMENTS:

- A. Time of Final Payment: The Agreement.
- B. Completion; Waiver of Claims: General Conditions.
- C. Cleaning during construction - Section 01 5000.
- D. Roof system closeout submittals - Section 07 5200.

1.03 CLOSEOUT PROCEDURES:

- A. Comply with requirements stated in Conditions of the Contract and in Specifications for administrative procedures in closing out the Work.
- B. When Contractor considers Work has reached final completion, submit written certification that:
 - 1. Contract Documents have been reviewed.
 - 2. Project has been inspected for compliance with Contract Documents.
 - 3. Work has been completed in accordance with Contract Documents.
 - 4. Project is completed, and ready for final inspection.
- C. Consulting Architect and Collin County Project Manager will make final inspection within 7 days after receipt of certification.
- D. Should Consulting Architect consider Work finally complete in accordance with requirements of Contract Documents, he will request Contractor to prepare Contract Closeout submittals.
- E. Should Consulting Architect consider Work not finally complete:
 - 1. He will notify Contractor, in writing, stating reasons.
 - 2. Contractor shall take immediate steps to remedy the stated deficiencies, and send second written notice to Consulting Architect certifying that Work is complete.
 - 3. Consulting Architect will re-inspect Work.

1.04 FINAL CLEANING:

- A. Execute prior to final inspection at each building.
- B. Clean roofs, glazing, construction staging areas, etc.
- C. Remove grease, mastics, adhesives and other foreign materials from sight-exposed exterior surfaces.
- D. Repair, patch and touch up marred surfaces to match adjacent finishes.
- E. Remove waste and surplus materials, rubbish, and construction facilities from the project and

from the site.

- F. Prior to final completion, conduct an inspection of sight-exposed exterior surfaces in work areas, to verify that entire Work is clean.

1.05 CLOSEOUT SUBMITTALS:

- A. Evidence of compliance with requirements of governing authorities.
- B. Manufacturer's Field Reports; Roof System Closeout Submittals to requirements of Section 07 5200.
- C. Project Record Documents: To requirements of this Section.
- D. Maintenance Data: To requirements of this Section.
- E. Warranties: To requirements of this Section.
- F. Evidence of Payment and Release of Liens: To requirements of General and Supplementary Conditions.
- G. Final Adjustment of Accounts: To requirements of this Section.

1.06 WARRANTIES AND BONDS:

- A. Provide duplicate, notarized copies of warranty. Execute Contractor's submittals and assemble documents executed by subcontractors, suppliers, and manufacturers. Provide table of contents and assemble in binder with durable plastic cover.
- B. Submit material prior to final request for payment.

1.07 PROJECT RECORD DOCUMENTS:

- A. Store documents apart from other documents used for construction.
- B. Label each document, "PROJECT RECORD" in two-inch-high printed letters.
- C. Keep Record Documents current with construction progress.
- D. Do not permanently conceal any work until required information is recorded.
- E. Contract Drawings: Legibly mark Drawings of each building to record actual construction:
 - 1. Field changes of dimension and details.
 - 2. Changes made by Change Order or Field Order.
 - 3. Details not on original Contract Drawings.
- F. Specifications and Addenda: Legibly mark each section to record:
 - 1. Manufacturer, trade name, catalog number of each product and item of equipment actually installed, if different than that specified.
 - 2. Changes made by Change Order or Field Order.
- G. At Contract closeout, submit documents with transmittal letter containing date, Project title, Contractor's name and address, list of documents, and signature of Contractor.

1.08 OPERATING AND MAINTENANCE DATA:

- A. Provide data for maintenance of roofing system for each type of system and for each building.
- B. Submit 2 copies, before final inspection, in three-ring 8-1/2 x 11 in. binders with durable plastic covers.
- C. Provide a separate index tab section in manual for each system, with a table of contents for each system.

- D. Supplier Directory: Suppliers and principal subcontractors, with name, address and telephone number of each.
- E. Roof Maintenance Data: Recommendations for inspections, maintenance and repair in accordance with Section 07 5200.

1.09 INSTRUCTION OF OWNER'S PERSONNEL:

- A. Fully instruct Owner's designated maintenance personnel in proper maintenance of systems.
- B. Schedule instructions at times agreed upon by Owner.
- C. Use maintenance manual as basis of instruction.
- D. Review contents of manual with Owner's personnel in full detail to explain all aspects of maintenance.

1.10 EVIDENCE OF PAYMENTS, AND RELEASE OF LIENS:

- A. Contractor's Affidavit of Payment of Debts and Claims: AIA G706.
- B. Contractor's Affidavit of Release of Liens: AIA G706A, with:
 - 1. Consent of Surety to Final Payments: AIA G707.
 - 2. Contractor's release of waiver of liens.
 - 3. Separate releases of waivers or liens for subcontractors, suppliers, and others with lien rights against property of Owner, together with list of those parties.
- C. Submittals shall be duly executed before delivery to Owner.

1.11 FINAL ADJUSTMENT OF ACCOUNTS:

- A. Submit final statement of accounting to Owner.
- B. Statement shall reflect all adjustments.
 - 1. Original Contract Sum.
 - 2. Additions and Deductions resulting from:
 - a. Previous Change Orders.
 - b. Deductions for uncorrected Work.
 - c. Deductions for Re-inspection Payments.
 - 3. Total Contract Sum, as adjusted.
 - 4. Previous payments.
 - 5. Sum remaining due.
- C. Owner will prepare final Change Order, reflecting approved adjustments to Contract Sum not previously made by Change Orders.

1.12 FINAL APPLICATION FOR PAYMENT:

- A. Submit final application in accordance with requirements of General Conditions.

PART 2 - NOT APPLICABLE

PART 3 - NOT APPLICABLE

END OF SECTION

SECTION 04 0100

MASONRY RESTORATION AND CLEANING

PART 1 GENERAL

1.01 SECTION INCLUDES

- A. Repair and repointing (tuckpointing) of defective mortar joints in brick of building exterior walls at designated locations.
- B. Water cleaning of exterior brick.

1.02 RELATED SECTIONS

- A. Section 04 0511 - Masonry Mortaring and Grouting: For replacement masonry at parapet.

1.03 PRICE

- A. Tuckpointing Brick Mortar Joints: Include the tuckpointing of 1,000 lineal feet of exterior mortar joints in the Base Bid.

1.04 SUBMITTALS

- A. Procedures for Submittals: Section 01 3300.
- B. Product Data: Provide data on cleaning solutions and repair materials.
- C. Mix Design: Design mix proportions for mortar.
- D. Samples: Submit two samples of mortar, illustrating mortar color and color range.
- E. Manufacturer's Installation Instructions: For each product.

1.05 QUALITY ASSURANCE

- A. Restorer: Company specializing in masonry restoration with minimum three years of documented experience.

1.06 MOCK-UP

- A. Clean a 10 ft by 10 ft panel of exterior wall to determine extent of cleaning.
 - 1. Repeat, using different cleaning methods for up to three different panels.
- C. Locate mock-ups where directed.
- D. Acceptable masonry panel and procedures employed for cleaning and tuckpointing will become the standard of quality for that workmanship.
- E. Accepted mock-ups may remain as part of the Work.

1.07 PRE-INSTALLATION MEETING

- A. Convene one week prior to commencing work of this section.
- B. Require attendance of parties directly affecting work of this section.
- C. Review conditions of installation, installation procedures, and coordination with related work.
- D. Review masonry water cleaning methods and techniques.

1.08 DELIVERY, STORAGE, AND HANDLING

- A. Deliver mortar to jobsite mixed dry and in original labeled containers. Store in dry protected area.

- B. Deliver cleaning materials to jobsite in original containers with labels intact.

1.09 PROJECT CONDITIONS

- A. Existing Conditions: Examine existing building to determine each condition or other existing physical conditions that affect repair, removal and replacement methods.
- B. Environmental Conditions: Comply with following installation temperatures and weather constraints:
 - 1. Do not perform masonry cleaning when ambient temperature is less than 40 degrees F or within 7 days of predicted ambient temperatures of less than 40 degrees F
 - 2. Maximum water temperature: 70 degrees F.
 - 3. Do not perform cleaning if there is a threat of freezing temperatures within 7 days.
- C. Perform tuckpointing before cleaning.
- D. Do not allow cleaning runoff to drain into sanitary or storm sewers.

PART 2 PRODUCTS

2.01 CLEANING MATERIALS

- A. Brick Cleaning Agent: Non acidic, non-ionic detergent. Igepal by GAF, Tergitol by Union Carbide or Triton by Rohm & Haas.

2.02 POINTING MORTAR MATERIALS

- A. Portland Cement: ASTM C150, Type II.
- B. Hydrated Lime: ASTM C207, Type S.
- C. Sand: ASTM C144. Color, size and texture of sand shall match existing mortar sand as close as possible.
- D. Pigments for Colored Mortar: Pure, concentrated mineral pigments specifically intended for mixing into mortar and complying with ASTM C 979. Color to match existing.
- E. Water: Clean and potable, free of organic matter.

2.03 MIXES

- A. Pointing Mortar Mix: Prehydrated Type N mortar, consisting of 1 part Portland Cement, 2 parts hydrated lime and 5 parts sand, proportioned by volume. Add inorganic color pigment as necessary to match existing mortar colors.
- B. Mixing Procedures:
 - 1. Thoroughly mix ingredients dry.
 - 2. Mix again, adding only enough water to produce a damp unworkable mix.
 - 3. After keeping mortar in dampened condition for 1 to 2 hours, add sufficient water to bring it to proper consistency (somewhat drier than conventional mortar).
 - 4. Do not use mortar after it has begun to set.

2.04 CLEANING EQUIPMENT

- A. Provide equipment capable of maintaining pressures of 100 to 400 psi with a flow of 3-6 gpm.
- B. Provide special nozzle design capable of spraying water at 15 to 40 degree fan spray.
- C. Use only densely packed, soft, natural bristle brushes. Wire brushes are prohibited.

PART 3 - EXECUTION

3.01 EXAMINATION

- A. Verify that surfaces to be cleaned and restored are ready for work of this section.

3.02 PREPARATION

- A. Protect surrounding elements from damage due to restoration procedures.
- B. Separate areas to be protected from restoration areas using means adequate to prevent damage.
- C. Cover existing landscaping with tarpaulins or similar covers.
- D. Mask immediately adjacent surfaces with material that will withstand restoration procedures.
- E. Protect roof membrane and flashings from damage with 1/2 inch plywood laid on roof surfaces over full extent of work area and traffic route.
- F. When using cleaning methods that involve water or other liquids, install drainage devices to prevent runoff over adjacent surfaces unless those surfaces are impervious to damage from runoff.

3.03 CLEANING APPLICATION

- A. Use of aggregate cleaning is prohibited.
- B. Completely clean existing masonry surfaces of exterior walls using low pressure water cleaning method.
- C. For each soiled condition of existing masonry, conduct an initial trial cleaning test panel of 20 sq. ft. to determine appropriate pressure level for an acceptably clean, but not over-cleaned or damaged masonry surface. Start at low pressure not to exceed 100 psi and gradually increase pressure if necessary to adequately clean surfaces.
 - 1. Exercise care to prevent over saturation of masonry surfaces with water.
 - 2. Maximum volume of water not to exceed 10 gpm.
 - 3. With nozzle kept a minimum of 12 inches from masonry surfaces, do not exceed water pressure of 300-400 psi at a rate of 3-6 gpm.
- D. Thoroughly remove dirt, grime and loose particles from masonry surfaces without disruption or abrasion to face of masonry.
- E. Where required due to extremely dirty surfaces, pre-soak masonry surfaces with water prior to low pressure water cleaning.
- F. Where required due to heavy or stubborn stains, use detergent cleaning method:
 - 1. Pre-soak masonry surfaces with water prior to application of detergent.
 - 2. Apply undiluted detergent to brick masonry with soft brush in accordance with detergent manufacturer's instructions.
 - 3. Rinse treated areas thoroughly from bottom up with clean water applied at pressure not to exceed 400 psi and at a rate of 4 gpm.

3.04 REPOINTING (TUCKPOINTING)

- A. Visually examine existing mortar joints in brick and terra cotta trim for void, cracked, open or defective joints.
- B. Cut out loose or disintegrated mortar in joints to minimum 1/2 inch depth or until sound mortar is reached.
- C. Use hand tools only. Do not use power tools.
- D. Do not damage masonry units or terra cotta trim.

- E. When cutting is complete, remove dust and loose material with air jet.
- F. Premoisten joint and apply mortar. Pack tightly in maximum 1/4 inch layers. Form a smooth, compact concave "V" joint to match existing joint profiles.
- G. After mortar initially sets, brush surfaces down with a soft brush to remove fins. Completely remove traces of pointing mortar from face of masonry.
- H. Moist cure for 72 hours.

3.05 PROGRESS AND FINAL CLEANING

- A. Immediately remove stains, efflorescence, or other excess resulting from the work of this section.
- B. Remove excess mortar, smears, and droppings as work proceeds and upon completion.
- C. Clean reconstructed masonry surfaces using brick cleaning agent.

END OF SECTION

SECTION 04 0511

MASONRY MORTARING AND GROUTING

PART 1 GENERAL

1.01 SECTION INCLUDES

- A. Mortar for masonry reconstruction.

1.02 RELATED REQUIREMENTS

- A. Section 04 0100 - Masonry Restoration and Cleaning: Bedding and pointing mortar for masonry restoration work.

1.03 REFERENCE STANDARDS

- A. ACI 530/ASCE 5/TMS 402 - Building Code Requirements For Masonry Structures; American Concrete Institute International; 2008.
- B. ACI 530.1/ASCE 6/TMS 602 - Specification for Masonry Structures; American Concrete Institute International; 2008.
- C. ASTM C 144 - Standard Specification for Aggregate for Masonry Mortar; 2004.
- D. ASTM C 150 - Standard Specification for Portland Cement; 2007.
- E. ASTM C 207 - Standard Specification for Hydrated Lime for Masonry Purposes; 2006.
- F. ASTM C 270 - Standard Specification for Mortar for Unit Masonry; 2008a.
- G. ASTM C 494/C 494M - Standard Specification for Chemical Admixtures for Concrete; 2008a.
- H. ASTM C 780 - Standard Test Method for Preconstruction and Construction Evaluation of Mortars for Plain and Reinforced Unit Masonry; 2009.
- I. ASTM C 979 - Standard Specification for Pigments for Integrally Colored Concrete; 2005.

1.04 SUBMITTALS

- A. Procedures for Submittals: Section 013300.
- B. Mix Design: Design mix proportions for mortar.
- C. Samples: Submit two samples of mortar, illustrating mortar color and color range.
- D. Reports: Submit reports on mortar indicating conformance of component mortar materials to requirements of ASTM C 270.
- E. Manufacturer's Certificate: Certify that products meet or exceed specified requirements.

1.05 QUALITY ASSURANCE

- A. Comply with provisions of ACI 530/ASCE 5/TMS 402 and ACI 530.1/ASCE 6/TMS 602, except where exceeded by requirements of the contract documents.

1.06 DELIVERY, STORAGE, AND HANDLING

- A. Maintain packaged materials clean, dry, and protected against dampness, freezing, and foreign matter.

PART 2 PRODUCTS

2.01 MATERIALS

- A. Portland Cement: ASTM C 150, Type I - Normal; gray color
- B. Hydrated Lime: ASTM C 207, Type S.
- C. Mortar Aggregate: ASTM C 144.
- D. Pigments for Colored Mortar: Pure, concentrated mineral pigments specifically intended for mixing into mortar and complying with ASTM C 979.
 - 1. Color: Match existing mortar.
 - 2. Manufacturers:
 - a. Davis Colors: www.daviscolors.com.
 - b. Lambert Corporation: www.lambertusa.com.
 - c. Solomon Colors: www.solomoncolors.com.
 - d. Substitutions: See Section 016000 - Product Requirements.
- E. Water: Clean and potable.
- F. Moisture-Resistant Admixture: Water repellent compound designed to reduce capillarity.
- G. Masonry Cement: Masonry cement is prohibited from the jobsite.

2.02 MORTAR MIXES

- A. Mortar for Unit Masonry: ASTM C 270, Proportion Specification. Type N.
- B. Colored Mortar: Proportion selected pigments and other ingredients to match existing mortar, without exceeding manufacturer's recommended pigment-to-cement ratio.

2.03 MORTAR MIXING

- A. Thoroughly mix mortar ingredients using mechanical batch mixer, in accordance with ASTM C 270 and in quantities needed for immediate use.
- B. Maintain sand uniformly damp immediately before the mixing process.
- C. Add mortar color and admixtures in accordance with manufacturer's instructions. Provide uniformity of mix and coloration.
- D. Do not use anti-freeze compounds to lower the freezing point of mortar.
- E. If water is lost by evaporation, re-temper only within two hours of mixing.

PART 3 EXECUTION

3.01 INSTALLATION

- A. Install mortar to requirements of section(s) in which masonry is specified.

3.02 FIELD QUALITY CONTROL

- A. Test and evaluate mortar in accordance with ASTM C 780 procedures.

END OF SECTION

SECTION 07 1900
WATER REPELLANTS

PART 1 - GENERAL

1.01 SECTION INCLUDES:

- A. Water repellent protection over designated exterior masonry surfaces.

1.02 RELATED SECTIONS:

- A. Section 04 0100 Masonry Restoration and Cleaning
- B. Section 04 0511 Masonry Mortaring and Grouting

1.03 SUBMITTALS:

- A. Product Data
- B. Manufacturer's Application Instructions
- C. Material Safety Data Sheet

1.04 QUALITY ASSURANCE:

- A. Installer Qualifications: Submit qualifications stating that applicator has a minimum of three years' experience installing the specified or similar products.
- B. Preinstallation Conference: Conduct at project site with attendance of parties directly affecting work of this section, including the General Contractor, Architect, applicator, and manufacturer's representative. Review environmental regulations, test panel procedures, protection of surrounding areas and non-masonry surfaces, surface preparation, application methods, field quality control, final cleaning, and coordination with other work.
- C. Mock-Up: Provide a mock-up for evaluation of surface preparation techniques and application workmanship.
 - 1. Apply each product to 2 ft. X 2 ft. test panel area, in accordance with manufacturer's written instructions, to determine coverage rates, aesthetics, and product performance.
 - 2. Allow 10 days or until test panels are thoroughly cured before evaluating final appearance and results.
 - 3. Conduct RILEM Test Method II.4 to evaluate water repellent performance. Coverage rate for entire project shall be that which is used for the mock up passing test.
 - 4. Do not begin full-scale application until test panels are inspected and approved by the Architect.

1.05 DELIVERY, STORAGE, AND HANDLING:

- A. Delivery: Deliver materials to the job site in original, tightly sealed, unopened containers, with labels clearly identifying product name and manufacturer. Verify that the product matches that of the original sample applied on the test panel.
- B. Storage and Handling: Store containers upright in a cool, dry place. Keep away from sparks and open flame.

1.06 WARRANTY:

- A. Manufacturer's Warranty: 10 year water repellent performance warranty required for vertical surfaces.
 - 1. Complete sections 1 and 2 of Manufacturer's Warranty Application and submit to manufacturer for review and approval prior to water repellent installation.
 - 2. Complete section 3 of Manufacturer's Warranty Application and submit to manufacturer upon completion of water repellent.

PART 2 - PRODUCTS

2.01 MANUFACTURERS:

- A. Acceptable Manufacturer: Professional Products of Kansas, Inc., 4456 S. Clifton, Wichita, KS 67216; Tel: 800-676-7346; 316-522-9300; Fax: 316-522-9346; Email:ppk@watersealant.com; Web: www.watersealant.com

2.02 PENETRATING WATER REPELLENTS:

- A. The water repellent product specified is selected as a standard of quality based upon manufacturer's recommendations for execution.
- B. Products:
 - 1. Professional Water Sealant PWS-5 Regular Strength: One coat provides water repellent protection.
- C. Performance: Water repellent shall:
 - 1. Penetrate the surface and cure to silicone rubber, which remains below the surface and prevents water from penetrating while permitting moisture vapor transmission. The silicone rubber retains its characteristic 400 percent elongation, allowing for bridging of hairline cracks.
 - 2. Be unaffected by ultraviolet light, airborne pollutants, salt spray or acid rain.
 - 3. Cure to a clear, flat finish. Slight darkening or enhancement is acceptable.
- D. Requests for substitutions will be considered in accordance with the following provision:
 - 1. Proposed alternate products shall be equal in terms of chemical composition and performance standards. Products shall be a penetrating, breathable treatment using a Room Temperature Vulcanizing (RTV) Silicone Rubber base. Silane and siloxane based products will not be considered.

PART 3 - EXECUTION

3.01 EXAMINATION:

- A. Examine surfaces and adjacent areas where products will be applied and verify that surfaces conform to specifications and manufacturer's requirements for substrate conditions. Do not proceed until unsatisfactory conditions have been corrected.
- B. Verify joint sealants are installed and cured.
- C. Beginning of application indicates acceptance of substrate conditions.

3.02 PREPARATION:

- A. Clean all dirt, oil, grease, mold, mildew, efflorescence, or any other coating or material from surfaces that interfere with penetration, performance, adhesion, or aesthetics of water repellent. Rinse thoroughly to remove cleaner residues. Allow surfaces to dry completely before application of water repellent.

- B. Repair, patch, and fill all cracks, voids, defects, and damaged areas in surface as approved by the Architect. Allow repair materials to cure completely before application of water repellent.
 - 1. Allow repointed surfaces to cure for a minimum of 28 days before application of water repellent.
- C. Protect shrubs, metal, glass, vehicles, painted surfaces, surfaces to be painted and other building hardware from overspray.
- D. Special precautions shall be taken to avoid fumes from entering the building being treated. Ventilation systems and fresh air intakes shall be turned off and covered.

3.03 APPLICATION OF WATER REPELLENT:

- A. Apply water repellent in accordance with manufacturer's written instructions, using appropriate method and coverage rate as determined by mock-up testing results.
 - 1. Apply PWS-5 Regular Strength starting at the top of the designated area, using high volume, low pressure spray equipment, create a 4-6 inch rundown of product from the point where the spray makes contact with the surface. Work all the way down the building filling in the run-down with an equal volume of material. Avoid excessive overlapping. Brush any excess product that may accumulate on ledges and other areas that may hold excess material.

3.04 FIELD QUALITY CONTROL:

- A. Manufacturer's Field Services: Provide services of manufacturer's representative to inspect and approve the substrate before application, to instruct the applicator on the product and application method to be used, and to field test the surfaces after application.
- B. Spray Test: After water repellent has cured, spray treated surfaces with water for evidence of water absorption (darkening of surface).
- C. Water Uptake Test: After water repellent has cured for a minimum of 10 days, perform RILEM Test Method II.4 water uptake test on a minimum of 10 locations on the completed project to confirm conformance with test panel results.

3.05 CLEANING:

- A. Immediately clean water repellent from adjoining surfaces and surfaces soiled or damaged by water repellent as work progresses. The Contractor shall remove all equipment, material and debris, leaving the area in an undamaged and acceptable condition. Dispose of material containers according to state and local environmental regulations.
- B. Repair, restore, or replace to the satisfaction of the Architect, all materials, landscaping, and non-masonry surfaces damaged by exposure to material application.

END OF SECTION

SECTION 07 2200

ROOF INSULATION

PART 1 - GENERAL

1.01 SECTION INCLUDES:

- A. Infill at All Roof Areas at Locations Where Wet Roofing Materials Are Removed: Rigid and tapered polyisocyanurate foam insulation mechanically fastened (first layer of polyisocyanurate insulation) and adhered (subsequent layers of tapered polyisocyanurate insulation where applicable) with gypsum roof overlayment being installed with adhesive.

1.02 RELATED SECTIONS:

- A. Section 07 5200 - Modified Bituminous Membrane Roofing.
- B. Section 07 5650 - Minor Roof Renovation Work.
- C. Section 07 6000 - Sheet Metal Work.

1.03 REFERENCES:

- A. ASTM C177 - Test for Thermal Conductivity of Materials.
- B. ASTM C1278 - Standard Specification for Fiber-Reinforced Gypsum Panel.
- C. ASTM C1289 - Faced Rigid Cellular Polyisocyanurate Thermal Insulation Board.
- D. ASTM D312 - Asphalt for Use in Constructing Built-up Roof Coverings.
- E. ASTM E84 - Surface Burning Characteristics of Building Materials.
- F. FM 4450 - Class I Insulated Steel Roof Decks; 1989.
- G. FM DS 1-28 - Design Wind Loads, Factory Mutual Research Corporation, 2005.
- H. FM DS 1-29 - Roof Deck Securement and Above-Deck Roof Components, Factory Mutual Research Corporation, 2005.
- I. PIMA 101 - Technical Bulletin No.101, Roof Insulation Specimen Conditioning Procedure; Polyisocyanurate Insulation Manufacturers Association; updated for LTTR - Long Term Thermal Resistance.

1.04 SUBMITTALS:

- A. Procedures for Submittals: Section 01 3300.
- B. Shop Drawings:
 - 1. Indicate complete installation details of tapered insulation, including identification of each insulation block, sequence of installation, layout, roof slopes, thicknesses, crickets and saddles.
 - 2. Indicate fastener placement patterns for insulation boards at corners, along perimeter and within field of roof.
- C. Product Data: Manufacturer's product data sheets for each product.
- D. Quality Control Submittals (For Information Only):
 - 1. Certifications:
 - a. Submit roof manufacturer's certification that insulation furnished is acceptable to roofing manufacturer as a component of roofing system and is eligible for roof manufacturer's system warranty.
 - b. Submit roof manufacturer's certification indicating that insulation fasteners furnished are acceptable to roof manufacturer.

1.05 QUALITY ASSURANCE:

- A. Regulatory Requirements: Listed by Underwriter's Laboratories, Inc. for use under Class A or B roof covering.

1.06 DELIVERY, STORAGE AND HANDLING:

- A. Deliver materials in manufacturer's original, unopened packages with labels intact and legible.
- B. Store products off ground and under cover.
- C. Provide continuous protection of materials against wetting and absorption; remove wet materials from project site.

1.07 SEQUENCING/SCHEDULING:

- A. Comply with phasing plan specified in Section 075500.
- B. Coordinate installation with removal of existing roofing and installation of nailed base sheets and new roofing.

PART 2 - PRODUCTS

2.01 RIGID FOAM ROOF INSULATION:

- A. Qualities: Rigid closed cell polyisocyanurate foam core bonded to heavy duty glass fiber mat facers. Glass-reinforced recycled paper facers are not acceptable.
 - 1. Thickness: As indicated on Drawings.
 - 2. Size: 48 in. x 48 in. maximum.
 - 3. R-value: As indicated on Drawings, LTTR Method.
 - 4. UL Rating: Class A.
 - 5. Complies with Factory Mutual 4450 or U. L. 1256 for use directly over metal roof deck (without separate thermal barrier).
- B. Standards:
 - 1. Overall Product: ASTM C1289, Class 1, Type II.
 - 2. Fire Hazard: ASTM E84.
 - 3. Thermal Conductance: ASTM C177.
- C. Source: SOPRA-ISO by Soprema, Paratherm by Siplast or other manufacturer's product as approved by roofing manufacturer in writing.

2.02 TAPERED RIGID FOAM ROOF INSULATION:

- A. Qualities: Factory tapered rigid closed cell polyisocyanurate foam core bonded to heavy duty 100% glass fiber mat facers. Glass-reinforced recycled paper facers are not acceptable.
 - 1. Thickness: As scheduled, tapered at 1/2 inch per foot as scheduled.
 - 2. Size: 48 in. x 48 in. maximum.
 - 3. R Value: As indicated, LTTR Method.
 - 4. UL Rating: Class A.
- B. Standards:
 - 1. Overall Product: ASTM C1289, Class 1, Type II.
 - 2. Fire Hazard: ASTM E84.
 - 3. Thermal Conductance: ASTM C177.
- C. Source: SOPRA-ISO by Soprema, Paratherm by Siplast or other manufacturer's product as approved by roofing manufacturer in writing.

2.03 GYPSUM ROOF BOARD OVERLAYMENT:

- A. Qualities: Fiber-reinforced gypsum panel designed for use as a roof board, free of facings.
 - 1. Thickness: 1/2 inch.

2. Size: Nominal 4 x 8 ft.
 3. Fire Resistance: Noncombustible, ASTM E136.
- B. Standard: ASTM C1278.
- C. Source: DensDeck Prime by Georgia Pacific.

2.04 RELATED MATERIALS:

- A. Mechanical Fasteners:
1. Corrosion resistant screw fastener as recommended by roof membrane manufacturer.
 2. FM approved with 3 inch disc, length required to penetrate underlying metal deck 3/4 inch.
 3. Minimum pull-out resistance value as required by referenced FM wind design.
- B. Polyurethane Foam Adhesive: Insta-Stik by Dow Chemical or other adhesive approved by roofing manufacturer.

PART 3 - EXECUTION

3.01 EXAMINATION AND PREPARATION:

- A. Verify that other work which penetrates roof deck has been completed.
- B. Power-broom and vacuum existing mineral surfaced cap sheets removing all loose aggregate and foreign substances. Use water spray applied at pressure approved by manufacturer should this be required as well by the manufacturer.
- C. Cut out or remove all splits in the membranes, blisters, buckles, and surface irregularities with such conditions being repaired in accordance with the roofing manufacturer's requirements.
- D. Remove entire roof system down to the existing metal deck at locations surrounding existing flashed penetrations where wet materials exist. Infill removed material with two plies of manufacturer's modified bitumen base ply torch applied over gypsum roof board installed with adhesive over polyisocyanurate insulation mechanically fastened to the existing metal decking with the combined height of the polyisocyanurate insulation, gypsum roof board and two plies of modified bitumen base ply being equal to the top of the existing surrounding existing modified bitumen cap sheet.
- E. Where required, adhere tapered polyisocyanurate insulation over the base layer of polyisocyanurate insulation with adhesive to bring the top surface of two plies of torch applied base sheet level to the adjacent existing modified bitumen cap sheet.
- F. Bid amount shall assume that wet materials are present and that 30% of existing insulation needs to be replaced.
- G. Examine surfaces for defects, rough spots, ridges, depressions, foreign material, moisture and unevenness.
- H. Do not proceed until defects are corrected.
- I. Do not apply insulation until roof deck is sufficiently dry.
- J. Perform final cleaning of surfaces to receive insulation prior to application of insulation.

3.02 APPLICATION –AT LOCATIONS WHERE WET ROOFING MATERIALS ARE TO BE REMOVED:

- A. Install rigid foam insulation, thickness to match existing, with mechanical fasteners at the following rates with the dimensions of the field, perimeter and corners being defined by FM standards:
1. Field of roof: One fastener for every 2 square feet, maximum.
 2. Perimeter of roof: One fastener for every 18 inches on center, maximum.

3. Corners of roof: One fastener for every 12 inches on center, maximum.
- B. Neatly cut and fit insulation around penetrations and at roof perimeters.
- C. Gypsum Roof Board Overlayment:
1. Completely cover final layer of rigid or tapered foam insulations with gypsum roof board. Install board with foam adhesive in accordance with FM 1-90 requirements at the field, perimeter and corners.
 2. Stagger joints from insulation joints, stagger end joints 2 ft.
 3. Tightly butt joints between adjoining boards with no gaps greater than 1/4 inch. Field cut and fit board at edges.
- D. Install two layers of torch applied unsurfaced modified bitumen base ply, as specified in Section 07 5200, over gypsum roof board to bring height of top ply level with the top of the cap sheet on the adjacent roof system where existing roof system is to remain.
- E. Install temporary water cut-offs at completion of each day's work and remove upon resumption of work.

3.03 CLEANING:

- A. Remove debris and cartons from roof deck. Leave insulation clean and dry, ready to receive roofing membrane.

END OF SECTION

SECTION 07 5200

MODIFIED BITUMINIOUS MEMBRANE ROOFING

PART 1 - GENERAL

1.01 SECTION INCLUDES:

- A. Removal of existing base flashing.
- B. New modified bitumen sheet roofing.
- C. Related new membrane flashing and penetration flashing.
- D. Removal and replacement of existing wet roofing.

1.02 RELATED SECTIONS:

- A. Section 01 2700 - Unit Pricing
- B. Section 01 3550 - Alterations Project Procedures
- C. Section 07 2200 - Roof Insulation
- D. Section 07 5650 - Minor Roof Renovation Work
- E. Section 07 6000 - Sheet Metal Work

1.03 REFERENCES:

- A. ASTM D41 - Asphalt Primer.
- B. ASTM D312 - Asphalt for Use in Constructing Built-up Roof Coverings.
- C. ASTM D4586 - Fibrated Asphalt Roof Cement.

1.05 SUBMITTALS:

- A. Procedures for Submittals: Section 01 3300.
- B. Shop Drawings:
 - 1. Indicate complete installation details of roofing and flashing, including flashing details, penetration details and accessories.
 - 2. Include complete flashing detail for each flashing condition.
- C. Product Data: Manufacturer's roofing and base flashing specifications, including list of materials proposed for use, and manufacturer's data sheets for other products.
- D. Progress Schedule/Phasing Plan:
 - 1. Submit a complete progress schedule and phasing plan indicating complete sequence of removal and replacement of roofing.
 - 2. Include roof plan with layout of phasing, indicating amount of roof area included in each day's work.
 - 3. Indicate dates for beginning and completing each activity.
 - 4. Identify other related work affecting roof replacement and phasing.
- E. Samples: Submit 8 x 11 in. sample of roof membrane cap sheet.
- F. Warranty: Submit specimen copy of manufacturer's roofing warranty with Product Data submittal, including evidence of application for warranty.
- G. Manufacturer's Reports: Submit manufacturer's field quality reports of field inspections, including 2 copies of manufacturer's final inspection punch list.

- H. Maintenance Data: Compile and submit maintenance instructions in accordance with Section 01 7000. Include complete manufacturer's instructions for periodic inspection and maintenance of roofing system, including precautions and warnings to prevent damage and deterioration to roofing system.

1.06 QUALITY ASSURANCE:

- A. Applicator:
 - 1. Approved in writing by manufacturer of accepted roofing system.
 - 2. A single applicator with a minimum of 3 years previous successful experience in installations of similar systems.
- B. Regulatory Requirements: Underwriter's Laboratories, Inc.: Class A fire hazard classification.
- C. Pre-Installation Conference:
 - 1. Prior to installation of roofing system, conduct a pre-installation conference at each project site.
 - 2. Attendance: Owner, Consulting Architect, Contractor, project superintendent, and roof manufacturer's technical representative.
 - 3. Agenda:
 - a. Methods of removing existing roofing and debris and controls required to prevent damage to building.
 - b. Maintaining water tightness of building during reroofing, including night seal procedures.
 - c. Roofing details and procedures.
 - d. Critical work sequencing and review of phasing plan.
 - e. Maintaining Owner access to and usage of existing facilities.

1.07 DELIVERY, STORAGE AND HANDLING:

- A. Deliver materials in manufacturer's original, unopened containers or packages with labels intact and legible, including required fire resistance classification labels.
- B. Store rolled goods on end on clean raised platforms with weather protective covering when stored outdoors.
- C. Provide continuous protection of materials against wetting and absorption; remove wet materials from project site.
- D. Materials stored on roof levels for immediate use shall be:
 - 1. Distributed to prevent concentrated loads that would impose excessive strain on deck or structural members.
 - 2. Positively secured to prevent displacement by excessive wind forces.

1.08 PROJECT CONDITIONS:

- A. Existing Conditions: Examine existing buildings and existing roofing to determine existing physical conditions that affect removal of existing roofing and installation of new roofing.
- B. Environmental Requirements:
 - 1. Apply roofing in dry weather.
 - 2. Do not remove existing roofing and flashing in inclement weather or when rain is predicted (20% or more possibility).
 - 3. Do not apply roofing when ambient temperature is below 40 degrees F.
 - 4. Ensure roof deck is structurally sound and sufficiently rigid to support the live and dead load requirements of the construction traffic.

- C. Protection:
 1. Provide special protection or avoid heavy traffic on completed work when ambient temperature is above 80 degrees F.
 2. Restore to original condition or replace work or materials damaged during handling of roofing materials.
- D. Emergency Equipment: Maintain on-site equipment necessary to apply emergency temporary edge seal in the event of sudden storms or inclement weather.
- E. Leak Damage Control: Comply with requirements of Section 015000.
- F. Restrictions:
 1. Comply with requirements of Section 011000 on use of site.
 2. Smoking is prohibited on roof areas or in existing building.
- G. Continuation of Services: Comply with requirements of Section 011000.

1.09 SEQUENCING/SCHEDULING:

- A. Do not remove more existing roofing in one day than can be replaced with new roof membrane or temporary roof in the same day.
- B. For each day's work, install complete roof system including flashings, penetrations and other materials required for a complete, watertight installation.

1.10 WARRANTY:

- A. Applicator: Furnish a 5 year warranty against leaks and defects in materials and workmanship.
 1. Include repairs required to maintain roof and base flashing in a watertight condition.
 2. Make repairs at no expense to Owner.
- B. Roof Manufacturer: Furnish a minimum 15 year "No Dollar Limit" (NDL) warranty against leaks and defects in materials and workmanship.
 1. Include agreement to maintain roof and base flashing in a watertight condition for period of warranty.
 2. Make repairs at no expense to Owner.

PART 2 - PRODUCTS

2.01 MANUFACTURER:

- A. Systems specified for roofing are SBS modified bitumen sheet roof systems manufactured by Soprema and are listed as a standard of quality and basis of design.
- B. Equivalent SBS systems by Siplast are acceptable substitutions, subject to meeting requirements of Specifications. These acceptable substitution roof systems shall include modifications and other accessories required by roof system manufacturer to provide same warranty as specified for base manufacturer.
- C. Component products listed for roofing systems are product names of Soprema, unless otherwise specified.
- D. Comply with roofing system manufacturer's recommendations for component roofing system materials not listed in this specification.

2.02 ROOF RECOVERY SYSTEM – TORCH APPLIED TWO PLY MODIFIED BITUMEN ROOF SYSTEM AT ALL ROOF AREAS:

- A. Qualities: Granular surfaced torch applied modified bitumen cap sheet installed over a semi-adhered modified bitumen base ply torch applied over the primed surface of the existing modified bitumen cap sheet that has been prepared in accordance with the manufacturer's requirements.

- B. System Components by Soprema:
 - 1. Cap Sheet: ELASTOPHENE LS FR GR.
 - 2. Semi-Adhered Base Ply: COLVENT Flam TG.
 - 3. Primer: ELASTOCOL 500 Primer.
 - 4. Resin Penetration Flashing: Polymethacrylate (PMMA) liquid resin, liquid-applied (Alsan RS 230 Flash), layered application of resin encapsulating a layer of polyester fleece (Alsan RS Fleece) by Soprema.

- C. Base Flashing Components: Same as System Components above.

2.03 NEW ROOFING SYSTEM FOR INFILL WHERE EXISTING ROOFING IS TO BE REMOVED DUE TO THE PRESENCE OF WET INSULATION – NOTE THAT THIS SYSTEM WILL BE INSTALLED PRIOR TO THE INSTALLATION OF THE RECOVERY ROOF SYSTEM:

- A. Base Ply: ELASTOPHENE FLAM 180.

2.04 RELATED MATERIALS:

- A. Flashing Primer: ASTM D41, Elastocol 500 by Soprema.
- B. Cold Adhesive (Flashing Cement): ASTM D4586, COLPLY by Soprema.
- C. Fasteners:
 - 1. Nails: Non-ferrous, cement-coated, or galvanized fasteners approved by roofing manufacturer.
- D. Cants and Tapered Edge Strips: As approved by manufacturer.
- E. Metal Termination Bar: 1/8 x one inch aluminum bar pre-drilled or punched for fasteners at 6 in. o.c.
- F. Caulking: Sopramastic 200 by Soprema.
- G. Pourable Sealer: Pourable Sealer Part A & Part B as manufactured by Firestone Building Products Company.

PART 3 - EXECUTION

3.01 EXAMINATION:

- A. Verify that work which penetrates roof deck has been completed.
- B. Verify that insulation systems have been satisfactorily completed.
- C. Verify that all roofing materials containing moisture have been removed.
- D. Examine surfaces for defects, rough spots, ridges, depressions, foreign material, moisture and unevenness.
- E. Do not proceed until defects are corrected.

3.02 PREPARATION:

- A. Remove roof system base flashings and other flashings in accordance with the manufacturer's requirements.
- B. Preparation of Existing Roofing to Remain: Prime the surfaces of all Refer to Section 07 2200.
- B. Priming: Prime metal and masonry surfaces with asphalt primer as necessary.
- C. Cleaning:
 - 1. Verify that debris has been completely removed.
 - 2. Broom roof insulation immediately prior to roofing application.

- D. Remove and replace existing wet roofing materials consisting of the existing modified bitumen roof system, underlying perlite insulation and underlying polyisocyanurate insulation. Replacement insulation, gypsum roof board and roofing shall be installed in accordance with Section 07 2200.
- E. Cut 6 inch long slits at 3 feet on center each way through the existing roof system with such slits penetrating the cap sheet and base ply of the existing modified bitumen roof system.

3.03 APPLICATION:

- A. General:
 - 1. Membrane application: Apply roofing in accordance with roofing manufacturer's instructions and as detailed and specified herein.
 - 2. Aesthetic considerations: An aesthetically pleasing overall appearance of the finished roof system will be required prior to the work being accepted. Numerous patches and other repairs that will be sight exposed after the installation of the roof system has been completed will not be acceptable.
- B. Roofing Membrane – Heat Welded Application at Areas Where Existing Wet Roofing Materials Are To Be Removed and Replaced:
 - 1. Install in accordance with roofing manufacturer's specification, and as specified below.
 - 2. Phased construction of roofing membrane is strictly prohibited, unless specifically approved by roofing manufacturer.
 - 3. Lay sheets at right angles to slope of deck.
 - 4. Beginning at low point of roof area being replaced, heat weld unsurfaced ply sheet to substrate, lapping sides a minimum of 3 inches and ends a minimum of 6 inches. Seal laps by running a hot trowel along edge of the seam.
 - 5. Heat weld and additional ply of unsurfaced ply sheet to base layer of unsurfaced ply membrane, lapping sides a minimum of 3 inches and ends a minimum of 6 inches. Stagger laps between plies a minimum of 12 inches. Heat weld in accordance with manufacturer's recommendations.
 - 6. Complete application of roofing system without pockets, blisters, wrinkles or fishmouths.
 - 7. Complete installation of roofing system up to line of termination of day's work. Install temporary water cut-offs of asphalt or plastic cement and fiberglass felts at end of each day's work. Remove upon resumption of work.
- C. Roofing Membrane – Heat Welded Application of Recovery Roof System:
 - 1. Install in accordance with roofing manufacturer's specification, and as specified below.
 - 2. Phased construction of roofing membrane is strictly prohibited, unless specifically approved by roofing manufacturer.
 - 3. Lay sheets at right angles to slope of deck.
 - 4. Beginning at low point of roof, heat weld unsurfaced ply sheet to substrate, lapping sides a minimum of 3 inches and ends a minimum of 6 inches. Seal laps by running a hot trowel along edge of the seam.
 - 5. Heat weld cap sheet over unsurfaced ply membrane, lapping sides a minimum of 3 inches and ends a minimum of 6 inches. Stagger laps between plies a minimum of 12 inches. Heat weld in accordance with manufacturer's recommendations. Avoid asphalt seepage greater than 1/2 inch at seams. Check lap seams using edge of a hot trowel. Correct defects.
 - 6. Granule Embedment: Broadcast approved granules into asphalt seepage during installation of cap sheet while bitumen is still hot.
 - 7. Complete application of roofing system without pockets, blisters, wrinkles or fishmouths.
 - 8. Complete installation of roofing system up to line of termination of day's work. Install temporary water cut-offs of asphalt or plastic cement and fiberglass felts at end of each day's work. Remove upon resumption of work.

- D. Base Flashing:
 - 1. Install 2 ply system consisting of unsurfaced ply sheet and mineral surfaced flashing sheet in accordance with requirements of roofing system manufacturer, with each ply sheet extending full height of flashing.
 - 2. Adhere sheets with torch application and mechanically attach leading edge at 9 in. o.c.
 - 3. Install where roofing system abuts vertical surfaces and at curbs.
- E. Liquid Applied Penetration Flashing:
 - 1. Install penetration flashings at scheduled penetrations as detailed in accordance with manufacturer's directions.
 - 2. Prepare metal surfaces by sandblasting to bare metal or as otherwise required by roofing manufacturer. Prime all metal surfaces with manufacturer's recommended primers.
 - 3. Install liquid flashing in a layered application with scrim cloth reinforcing.
- F. Roof Drains:
 - 1. Reuse existing roof drains, renovating as specified in Section 07 59 00 and raising the roof drains.
 - 2. Extend roof membrane into roof drain and flash with lead flashing and membrane in accordance with manufacturer's directions.
 - 3. Securely tighten clamping rings and securely install strainers. Replace damaged, missing or plastic roof drain strainers with painted cast iron strainers properly sized for each subject roof drain.
- G. Roof Walkways: Adhere and additional ply of modified bitumen cap sheet over the surface of the finished modified bitumen cap sheet in accordance with the manufacturer's requirements. Install walkways around three sides of all roof hatches, below doors providing access to roof areas, on each side of roof access ladders installed to provide access from one roof area to another and around all rooftop equipment requiring periodic maintenance. Provide one inch gaps between walkways at a maximum of 6 ft. on center or as otherwise approved.

3.04 FIELD QUALITY CONTROL:

- A. Manufacturer's Field Service:
 - 1. During installation, provide for 10 on-site inspections of roof application by qualified technical representatives of roofing manufacturer with individual inspections being made for all base ply installations prior to the installation of the cap sheet.
 - 2. Upon completion of installation, provide a final inspection at each site by a technical representative of roofing manufacturer to confirm that roofing system has been installed in accordance with manufacturer's requirements.
- B. Fire Watch:
 - 1. At the completion of each work day that involves work with an open flame (such as torch-applied product), the Contractor is to provide personnel to conduct a 4 hour fire watch. The fire watch commences at the completion of the day's work and ends 4 hours later.

3.05 CLEANING AND PATCHING:

- A. Clean up debris, excess materials and equipment and remove from site.
- B. Remove drippage or spills of coatings, sealant, mastic or primers from finish surfaces.
- C. Patch misaligned or inadequately lapped seams, inadequately adhered areas, punctures or other damage to membrane with a patch of membrane sheet that extends at least 6 inches in each direction from deficiency.

3.06 PROTECTION:

- A. Provide special protection and avoid heavy traffic on completed work when ambient temperature is above 80 degrees F.

- B. Restore to original condition or replace work or materials damaged during handling of roofing materials.

END OF SECTION

SECTION 07 5650

MINOR ROOF RENOVATION WORK

PART 1 - GENERAL

1.01 SECTION INCLUDES:

- A. Required minor demolition for reroofing work.
- B. Required minor renovation for reroofing work.

1.02 RELATED SECTIONS:

- A. Section 01 1000 - Summary: Use of site.
- B. Section 01 3550 - Alterations Project Procedures.
- C. Section 07 5200 – Modified Bituminous Membrane Roofing.
- E. Section 07 9200 - Joint Sealants: Sealant replacement.

1.03 SUBMITTALS:

- A. Product Data: Submit manufacturer's product data sheets for each product in accordance with Section 01 3300.

1.04 PROTECTIONS:

- A. Prior to starting minor demolition operations, provide necessary protections as specified in Section 01 5000.

1.05 COORDINATION:

- A. Sequence minor demolition and renovation with work sequence of reroofing work.
- B. Coordinate with reroofing work so that no more existing items are removed in one day than can be replaced along with new roofing work in same day.

PART 2 – PRODUCTS

2.01 MISCELLANEOUS MATERIALS:

- A. Thermoplastic Membrane for Flashing of Copings:
 - 1. Qualities: Reinforced PVC sheet membrane.
 - 2. Source: Sika Sarnafil G410 membrane flashing by Sika Sarnafil, Inc. or similar approved product as manufactured by Soprema or Carlisle.
 - a. Thickness: 60 mil.
 - b. Color: EnergySmart White, initial reflectivity of 0.83, initial emissivity of 0.90, solar reflective index (SRS) of >104.
 - c. Reinforcing: Fiberglass or Polyester.
 - d. Tensile Strength: 1600 psi.
 - 3. Adhesives, Sealants and Mastics: Bonding adhesive, cement and sealant, each compatible with materials with which it is used, as recommended and furnished by roofing membrane manufacturer.
- B. High Temperature Rubberized Asphalt Underlayment:
 - 1. Qualities: Rubberized asphalt membrane with polyolefin composite film with anti-skid coating.
 - 2. Source: WIP300HT High-Temperature Protection Self-Adhering Roofing Underlayment by Carlisle WIP Products, or similar approved product as manufactured by Soprema or Sika.
 - a. Thickness: 40 mil.
 - b. Color: White.

- C. Plywood Sheathing: Fir or Southern Yellow Pine plywood, C-C plugged, EXT-APA Grade, fire-retardant treated with Osmose Flame Proof or Koppers NCX, bearing UL Label FR-S. Thickness as scheduled.
- D. Calcium Silicate Insulation: Thermo-1200 by Johns Manville.
- D. Fasteners:
 - 1. Screws: Hot-dip galvanized wood screws.
 - 2. Nails: Non-ferrous, cement-coated, or hot-dip galvanized nails. Use finish nails for attaching wood trim and wood-fiber cement board.
 - 3. Concrete and Masonry: Stainless steel or galvanized screws with lead expansion anchor, Rawlplug by The Rawlplug Co.
- E. Metal Paint:
 - 1. Galvanized Metal Primer: PPG Galvanized Steel Primer, No. 6-209.
 - 2. Ferrous Metal Primer: PPG Speedhide Inhibitive Red Primer, No. 6-208.
 - 3. Exterior Metal Paint: PPG Alkyd Gloss Enamel, Interior-Exterior, 6 Series. Colors as selected.

PART 3 - EXECUTION

3.01 PREPARATION:

- A. Verify that required barricades and other protective measures are in place.

3.02 MINOR DEMOLITION OPERATIONS:

- A. Refer to plans for information regarding items to be removed
- B. General:
 - 1. Comply with precautions and procedures specified in Section 013550.
 - 2. Cut and remove materials as designated on Drawings.
 - 3. Execute demolition in a careful and orderly manner with least possible disturbance or damage to adjoining surfaces and structure.
 - 4. Avoid excessive vibrations in demolition procedures that would be transmitted through existing structure and finish materials.
- C. Abandoned Equipment Supports:
 - 1. Completely remove abandoned framing and supports.
 - 2. Cap-off below new roof membrane.
- D. Abandoned Roof Equipment:
 - 1. Completely remove existing abandoned mechanical equipment.
 - 2. Remove related existing supports, penetrations and piping. Cap-off below new roof membrane.
 - 3. Where indicated, completely remove concrete curbs at perimeter of openings at abandoned equipment.
- E. Metal Penetration Dams:
 - 1. Completely remove existing metal penetration dams and other sheet metal flashings at locations where items penetrate the existing roof system.
- F. Existing Sheet Metal Demolition:
 - 1. Completely remove other existing roof-related sheet metal as indicated.
 - 2. Exercise care so as not to damage adjacent surfaces.

3.03 DISPOSAL:

- A. Materials, equipment and debris resulting from demolition operations shall become property of Contractor. Remove demolition debris in accordance with applicable City, State and Federal

Laws, and in accordance with requirements of Section 013550 and 015000.

- B. Legally dispose of demolition debris.

3.04 MINOR RENOVATION WORK:

- A. Roof Drain Renovation and Cleaning:
 - 1. Reuse existing roof drain body at existing roof drains.
 - 2. Replace broken, cracked, damaged or missing clamp rings, overflow rings and strainer domes.
 - 3. Replace bolts with new stainless steel bolts.
 - 4. Examine existing drains and downspouts for debris or clogging.
 - 5. Remove debris and flush with water and ensure that drains flow freely.

3.05 INSTALLATION OF THERMOPLASTIC MEMBRANE FOR FLASHING OF COPINGS:

- A. Fully adhered membrane installation with adhesive in accordance with accepted roofing manufacturer's specification and installation instructions.
 - 1. Apply adhesive to substrate using solvent-resistant ¾ inch nap paint rollers. Apply adhesive to substrate at a rate recommended by membrane manufacturer. Apply adhesive in smooth, even coating with no gaps, globs, puddles or similar inconsistencies.
 - 2. Allow first layer of adhesive to dry completely prior to installing membrane.
 - 3. When adhesive on substrate is dry, unroll membrane sheet. Once in place, one-half of membrane sheet's length shall be turned back with the underside being coated with adhesive at a rate of ½ gallon per 100 sq. ft. Do not install adhesive on overlaps.
 - 4. When membrane adhesive has dried slightly to produce strings when touched with a dry finger, adhesive coated membrane shall be rolled onto previously-coated substrate being careful to avoid wrinkles. Do not allow adhesive on underside of membrane to completely dry.
 - 5. The bonded sheet shall be pressed firmly in place in accordance with manufacturer's requirements. The remaining un-bonded half of the sheet shall be folded back and the procedure repeated.
- B. Membrane Side Laps: As required.
 - 1. Hot air weld joints with electric hot air welding equipment in accordance with manufacturer's recommendations.
 - 2. Overlap sheet 4 inches for hand welding.
 - 3. Width of weld: Approximately 1-1/2 inch.
- C. Field Quality Control:
 - 1. Test complete length of each weld by running a flat head screwdriver along joints after welds cool.
- D. Cleaning:
 - 1. Remove adhesives from exposed surfaces.

3.06 INSTALLATION OF HIGH TEMPERATURE RUBBERIZED ASPALT UNDERLAYMENT:

- A. Apply self-adhering membrane under HVAC units in accordance with accepted roofing manufacturer's specification and installation instructions.

3.07 PATCHING ABANDONED DECK PENETRATIONS:

- A. Patch abandoned deck penetrations where existing equipment and penetrations have been removed.
 - 1. Set 24 ga. sheet metal cover plate over small openings 12 x 12 in. size or smaller. Set in full bed of plastic cement.

2. Cover larger openings in concrete decks (over 12 x 12 in. size) with 12 ga. sheet steel cover plate. Fasten to existing deck with expansion fasteners. Set in full bed of plastic cement.
 3. Where indicated, cover large opening in concrete deck with 1/4 inch steel plate set in full bed of plastic cement and fastened to structure with expansion fasteners. On inside face of opening, install 18 ga. sheet steel cover plate, fastened to existing concrete with expansion fasteners. Fill space between inner and outer plates with fire safing insulation.
 4. Cover larger openings in metal deck or lightweight concrete deck construction with matching metal deck, nested in flutes and lapped one ft. beyond opening. Fasten with screw fasteners at 6 in. o.c. at ends and 12 in. o.c. at sides. Fill voids with perlite roof insulation.
- B. Completely cover openings in existing decks resulting from abandonment of penetration item regardless of size or shape of opening.
- C. Complete patching of penetrations prior to application of roof membrane.

END OF SECTION

SECTION 07 6000

SHEET METAL WORK

PART 1 GENERAL

1.01 SECTION INCLUDES

- A. Shop or field-formed sheet metal work for moisture protection

1.02 RELATED SECTIONS

- A. Section 07 5200 – Modified Bituminous Membrane Roofing
- B. Section 07 9200 - Joint Sealants.

1.03 REFERENCES

- A. AAMA 2605 - Voluntary Specification , Performance Requirements and Test Procedures for Superior Performing Organic Coatings on Aluminum Extrusions and Panels; 1998.
- B. ASTM A 653/A 653M - Standard Specification for Steel Sheet, Zinc-Coated (Galvanized) or Zinc-Iron Alloy-Coated (Galvannealed) by the Hot-Dip Process; 2000.
- C. FS FF-S-325 - Shield Expansion; Nail, Expansion; and Nail, Drive-Screw.
- D. SMACNA (ASMM) - Architectural Sheet Metal Manual; Sheet Metal and Air Conditioning Contractors' National Association; 2012.

1.04 SUBMITTALS

- A. Procedures for Submittals: Section 013400.
- B. Shop Drawings: Indicate material profile, jointing pattern, jointing details, fastening methods, flashings, terminations, and installation details.
- C. Samples: Submit two samples 6 x 6 inch in size illustrating metal finish color.

1.05 QUALITY ASSURANCE

- A. Perform work in accordance with SMACNA Architectural Sheet Metal Manual requirements and standard details, except as otherwise indicated.
- B. Fabricator and Installer Qualifications: Company specializing in sheet metal work with 5 years of documented experience.
- C. Pre-Installation Conference:
 - 1. Attend roofing pre-installation conference at the project site as specified in Section 075200.
 - 2. Attendance: Architect, Contractor, project superintendent, sheet metal fabricator and applicator.

1.06 DELIVERY, STORAGE, AND HANDLING

- A. Stack material to prevent twisting, bending, and abrasion, and to provide ventilation. Slope metal sheets to ensure drainage.
- B. Prevent contact with materials which may cause discoloration or staining.

1.07 WARRANTY:

- A. Provide Owner a written warranty which shall warrant sheet metal work to be free of leaks and defects in materials and workmanship for 2 years after date of Substantial Completion.

PART 2 PRODUCTS

2.01 SHEET MATERIALS

- A. Galvanized Steel: ASTM A 653/A 653M, with G90/Z275 zinc coating.
- B. Pre-Finished Galvanized Steel: ASTM A 653/A 653M, with G90/Z275 zinc coating; shop pre-coated with PVDF coating, color as selected.
 - 1. PVDF (Polyvinylidene Fluoride) Coating: Superior Performance Organic Finish, AAMA 2605; multiple coat, thermally cured fluoropolymer finish system; color as selected from manufacturer's standard colors.

2.02 ACCESSORIES

- A. Fasteners: Same material and finish as flashing metal, with soft neoprene washers.
 - 1. Nails: Flathead, wire, barbed, slating type.
 - 2. Screws: Self-tapping sheet metal type.
 - 3. Rivets: Type and size as recommended by sheet metal manufacturer.
 - 4. Concrete Fasteners: Round-head stainless steel screw and neoprene washer with lead expansion anchor, FS FF-S-325, Group IV, Type 2. Powers Rawl Screw Type Nailins.
- B. Sealant: Type silicone sealant specified in Section 07 9200.
- C. Solder: ASTM B 32; Sn50 (50/50) type.

2.03 FABRICATED ITEMS:

- A. Flashings, Counter flashings and Misc: Sheet metal types as indicated formed in minimum 10 ft. lengths where possible.
- B. Solder shop formed metal joints in galvanized steel, stainless steel and copper fabrications. After soldering, remove flux. Wipe and wash solder joints clean. Weather seal joints.

PART 3 EXECUTION

3.01 EXAMINATION

- A. Verify that substrates are smooth and clean to extent needed for sheet metal work.
- B. Do not start sheet metal work until conditions are satisfactory.

3.02 INSTALLATION - GENERAL

- A. Install work watertight, without waves, warps, buckles, fastening stresses or distortion, allowing for expansion and contraction.
- B. Install fabricated sheet metal items in accordance with SMACNA Architectural Sheet Metal Manual, except as otherwise detailed.

3.03 INSTALLATION - FABRICATED ITEMS:

- A. Install sheet metal flashings in accordance with approved Shop Drawings.
- B. Solder metal joints in galvanized steel items where shown to be required for full metal surface contact. After soldering, wash metal clean with neutralizing solution and rinse with water.

3.05 CLEANING:

- A. Leave work clean and free of stains, scrap, and debris.

END OF SECTION

SECTION 07 7200

ROOF ACCESSORIES

PART 1 GENERAL

1.01 SECTION INCLUDES

- A. Pipe/ Duct Supports.
- B. Prefabricated equipment supports.
- C. Prefabricated roof curbs.
- D. Precast concrete splash blocks.

1.02 RELATED SECTIONS

- A. Section 07 5200 - Modified Bituminous Membrane Roofing.
- B. Section 07 6000 - Sheet Metal Work.

1.03 REFERENCES

- A. ASTM D4586 - Fibrated Asphalt Roof Cement.
- B. ASTM A 500/A 500M - Standard Specification for Cold-Formed Welded and Seamless Carbon Steel Structural Tubing in Rounds and Shapes; 2007.
- C. FS FF-S-325 - Shield Expansion; Nail, Expansion; and Nail, Drive-Screw.
- D. FS TT-C-494A - Coating Compound, Bituminous, Solvent Type, Acid Resistant.

1.04 SUBMITTALS

- A. Procedures for Submittals: Section 01 3300.
- B. Product Data: Provide manufacturer's product data sheets, including installation instructions.
- C. Shop Drawings: Indicate following.
 - 1. Prefabricated Equipment Supports: Indicate dimensions of supports, heights, weights of units being supported, gauge of metal selected to support scheduled load, accessories, location and size of fasteners and correlation to adjacent construction.
 - 2. Prefabricated Roof Curbs: Indicate inside and outside dimensions of curbs, height of curbs (at high side and at low side), weights of units being supported, gauge of metal selected to support scheduled load, location and size of fasteners and correlation to adjacent construction.

PART 2 PRODUCTS

2.01 PIPE/DUCT SUPPORTS:

- A. Type 1:
 - 1. Qualities: Base 100% recycled rubber, UV resistant, 4" Height X 6" Width X 9.6" Length (Over all Height 8" or 12"). 14 gage galvanized steel Channel Strut designed to support conduit and condensate pipes above roof. Two ½" electro zinc plated all thread rod risers.
 - 2. Source: Mifab CE10-8.
- B. Type 2:
 - 1. Base 100% recycled rubber, UV resistant, 6" Length of X 9.6". Roller width – 3", 4' or 6" with total height 6" or 7".
 - 2. Source: Mifab CR10-4.

- C. Type 3:
 - 1. Base 100% recycled rubber, UV resistant, 4" Height X 6" Width X 9.6" Length (Over all Height 8" or 12"). 12 gage galvanized steel telescoping crossbeams and hot-rolled, zinc plated carbon steel vari-angle brackets.
 - 2. Source: Mifab DSA10.

2.02 PREFABRICATED EQUIPMENT SUPPORT:

- A. Qualities: Prefabricated equipment support fabricated from galv. sheet steel, 18 ga. minimum, welded construction designed to support weight of equipment being supported. Provide with metal cap flashing and preservative treated wood nailer.
 - 1. Size: Height: 16 inches above roof deck; length and width required for conditions.
- B. Source:
 - 1. Model CES - 3 by Custom Curb, Inc.
 - 2. Model TEMS-3 by ThyCurb.

2.03 PREFABRICATED ROOF CURB:

- A. Qualities: Prefabricated insulated curb for mechanical equipment support fabricated from galvanized sheet steel, 18 ga. minimum, welded construction designed to support weight of unit being supported. Provide with preservative treated wood nailer.
 - 1. Fabricate curbs to compensate for roof slope at location of each curb unit.
 - 2. Fabricate curbs with minimum 16 inch height above roof deck, unless otherwise detailed.
 - 3. Fabricate curbs to width and length of unit being supported, less 1-1/2 in. overall to allow for membrane flashing installation.
- B. Source:
 - 1. Model CRC-3 by Custom Curb, Inc.
 - 2. Model TC-3 by ThyCurb.

2.04 PRECAST CONCRETE SPLASH BLOCKS:

- A. Qualities: Reinforced precast concrete splash blocks, fabricated from minimum 2500 psi concrete, smooth finish, with drainage channel cast in top surface.
 - 1. Size: Minimum 18 x 36 inch unless otherwise scheduled.
- B. Source: Custom or standard commodity.

2.05 RELATED MATERIALS

- A. Concrete and Masonry Fasteners: Round-head stainless steel screw and neoprene washer with lead expansion anchor, FS FF-S-325, Group IV, Type 2, Powers Rawl Screw Type Nailins.
- B. Nails: Stainless steel material, flathead, wire, barbed, slating, type. For washers use lead or neoprene.
- C. Flashing Cement: ASTM D4586, Type I; asbestos free.
- D. Asphaltic Coating Compound: FS TT-C-494A, Type II.

PART 3 EXECUTION

3.01 EXAMINATION

- A. Verify that substrates are smooth and clean to extent needed for roof accessories work.
- B. Do not start work until conditions are satisfactory.

3.02 INSTALLATION

- A. General:
 - 1. Install work watertight, without waves, warps, buckles, fastening stresses or distortion, allowing for expansion and contraction.
 - 2. Coat contact surfaces of dissimilar metals with asphalt coating compound or zinc chromate paint.
 - 3. Install curbs in accordance with manufacturer's instructions.
- B. Pipe/Duct Supports:
 - 1. Install Pipe Support - Type 1 under single small piping and conduit, other than gas piping.
 - 2. Install Pipe Support - Type 2 under gas piping and piping and conduit 2 to 4 inch in diameter.
 - 3. Install scheduled pipe supports at 8 ft. o.c. and within 2 ft. of each change of direction.
 - 4. Secure pipe and conduit loosely in pipe support using metal strap fastened with two 1/2 in. No. 10 screws and provide pipe sleeves to prevent contact with dissimilar metals.
 - 5. Install Duct Supports – Type 3 at ductwork at 4'-0" on center in linear direction and within 2'-0" of each in change of direction.
- C. Prefabricated Equipment Supports:
 - 1. Install equipment supports beneath scheduled equipment units.
 - 2. Set supports level and square on roof deck and securely fasten curb flanges to roof deck with appropriate fasteners for type of deck material. Seal bolt heads with flashing cement.
 - 3. Set cap flashing over support after membrane flashing is complete and securely fasten cap flanges to top nailer.
- D. Prefabricated Roof Curbs:
 - 1. Install prefabricated roof curbs beneath rooftop equipment and fans requiring curbs.
 - 2. Set level and square on roof deck; securely fasten curb flanges to roof deck with appropriate fasteners for type of deck material. Seal bolt heads with flashing cement.
 - 3. Install foam gasket continuously on top of curb frame immediately prior to setting units on curbs.
- E. Splash Blocks: Install splash blocks at downspouts discharging on lower roofs and on grounds. Set splash blocks on roof on a layer of roof walkway pad. Set splash blocks on grounds on full bearing of soil and adjust to slope away from building.

3.03 CLEANING

- A. Leave work clean and free of stains, scrap, and debris.

END OF SECTION

SECTION 07 9200

JOINT SEALANTS

PART 1 - GENERAL

1.01 SECTION INCLUDES:

- A. Installation of sealant where indicated.

1.02 RELATED SECTIONS:

- A. Alterations procedures - Section 01 3550.
- B. Minor renovation work - Section 07 5650.
- C. Sheet metal work - Section 07 6000.

1.03 REFERENCES:

- A. ASTM C920 - Elastomeric Joint Sealants.
- B. ASTM D2240 - Rubber Property - Durometer Hardness.
- C. ASTM D412 - Rubber Properties in Tension.
- D. ASTM D903 - Peel or Stripping Strength of Adhesive Bonds.

1.04 SUBMITTALS:

- A. Procedures for Submittals: Section 01 3300.
- B. Product Data: Manufacturer's product data sheets for each product.
- C. Samples: Manufacturer's standard color samples of sealant for Architect's selection of colors.
- D. Quality Control Submittals: For information only.
 - 1. Manufacturer's installation instructions.
 - 2. Test Reports: Certified independent laboratory test reports or test reports of sealant manufacturer of field adhesion tests of sealants.

1.05 QUALITY ASSURANCE:

- A. Applicators: Qualified applicators thoroughly skilled and specially trained in application techniques of sealant products.
- B. Job Mock-up:
 - 1. Prepare a maximum of 3 sample applications of sealant, 24 in. length, in location directed by Architect.
 - 2. Mock-up will be used for final approval of color and as standard of workmanship for application.
- C. Source Quality Control:
 - 1. Conduct independent laboratory adhesion tests of proposed sealant using actual sample of sealant supplied to project as test specimen.
 - 2. Prepare and test specimens in accordance with ASTM C920. Use 3/4 in. wide test joints. Prepare one set of test specimens with primer and one set without primer.
 - 3. Test specimens for dry adhesion and wet adhesion.
 - 4. Indicate test results of strength in psi and percent of adhesion failure.

1.06 DELIVERY, STORAGE AND HANDLING:

- A. Deliver materials in unopened containers as packaged by manufacturer.
- B. Store in a manner to protect materials from weather.

1.07 WARRANTY:

- A. Manufacturer: Provide Owner a written warranty for a period of 10 years from date of Substantial Completion against following defects in sealant materials.
 - 1. Loss of flexibility.
 - 2. Adhesive or cohesive failure due to weathering or material failure.
 - 3. Discoloration of adjacent concrete surfaces.
 - 4. Excessive and continuous dirt accumulation due to exuded oil.
 - 5. Hardening beyond Shore A durometer of 50.

PART 2 - PRODUCTS

2.01 SILICONE BUILDING SEALANT:

- A. Qualities: Single component, neutral cure, silicone rubber formulation with medium modulus, high elongation characteristics, capable of obtaining strong, durable bond strength and with \pm 50% movement capability. Sealant shall be specially formulated to reduce or eliminate dirt pickup and substrate staining from plasticizer bleed.
 - 1. Hardness, Type A Durometer: 27, ASTM D2240.
 - 2. Tensile Strength: 295 psi, ASTM D412.
 - 3. Peel Strength, Unprimed Concrete: 39lb./100% cohesive failure, ASTM D903.
 - 4. Color: Manufacturer's standard color selected by Architect.
- B. Standard: ASTM C920, Type S, Class 50, Grade NS.
- C. Source: SilPruf NB, SCS9000 Silicone Sealant by GE Silicones or similar approved products by Tremco or Pecora.

2.02 HIGH TEMPERATURE SILICONE BUILDING SEALANT:

- A. Qualities: High temperature, single component, neutral cure, silicone rubber formulation with medium modulus, high elongation characteristics, capable of obtaining strong, durable bond strength and with \pm 50% movement capability. Sealant shall be specially formulated to reduce or eliminate dirt pickup and substrate staining from plasticizer bleed.
 - 1. Hardness, Shore A Hardness, ASTM C661.
 - 2. Tensile Strength: 175-200 psi, ASTM D412.
 - 3. Color: Manufacturer's standard color selected by Architect.
- B. Source: TremPro 644 HT, High Temperature Silicone Sealant by Tremco or similar approved products by GE Silicones or Pecora.

2.03 RELATED MATERIALS:

- A. Bond-preventive Materials (where required by manufacturer): Polyethylene tape, pressure-sensitive adhesive.
- B. Primer: As recommended by sealant manufacturer for each type of working surface.

PART 3 - EXECUTION

3.01 PREPARATION:

- A. Cleaning Surfaces to Receive Sealant:
 - 1. Clean joint surfaces free of dust, dirt, oil, grease, moisture and coatings.
 - 2. Remove residual dust and other foreign substances by blowing with high-pressure air.
 - 3. Thoroughly wipe surfaces with a heavy solvent wash using toluene or xylene on clean, lint-free cloths.
 - 4. Mask areas adjacent to joints as required protecting adjacent surfaces.
- B. Priming: Prime joint substrate surfaces as recommended by sealant manufacturer. Apply specified primers in strict accordance with sealant manufacturer's written recommendations. Use correct primer for each substrate. Exercise care to prevent staining of surfaces.

3.02 APPLICATION:

- A. Install bond-preventive material prior to installation of sealant in accordance with manufacturer's requirements.
- B. Sealant:
 - 1. Apply sealant within 8 hours after primer has dried.

3.04 CLEANING:

- A. Remove excess sealant and caulking materials from adjacent surfaces as work progresses. Use xylol or toluol solvent to remove sealant.
- B. Remove debris from site.

END OF SECTION

SECTION 08 8900
GLAZING RESTORATION

PART 1 - GENERAL

1.01 SECTION INCLUDES:

- A. Skylights:
 - 1. Remove existing wet-seal glazing sealant from all exterior skylight metal framing to translucent skylight lense joints where present.
 - 2. Provide new wet-sealing of all exterior skylight metal framing to translucent "skylight lense" joints.
- B. Security Glazed Windows:
 - 1. Wet seal existing hollow metal framing to security glazing joints.

1.02 RELATED SECTIONS:

- A. Alterations project procedures - Section 01 3550.

1.03 REFERENCES:

- A. ASTM C920 - Elastomeric Joint Sealants.
- B. ASTM D2240 - Rubber Property - Durometer Hardness.
- C. ASTM D412 - Rubber Properties in Tension.
- D. ASTM D903 - Peel or Stripping Strength of Adhesive Bonds.

1.04 SUBMITTALS:

- A. Procedures for Submittals: Section 01 3400.
- B. Product Data: Manufacturer's product data sheets for each product.
- C. Quality Control Submittals: For information only.
- D. Manufacturer's installation instructions
- E. Test Reports: Certified independent laboratory test reports or test reports of sealant manufacturer of field adhesion tests of sealants

1.05 QUALITY ASSURANCE:

- A. Applicators: Qualified applicators thoroughly skilled and specially trained in application techniques of sealant products.
- B. Job Mock-up:
 - 1. Prepare mock-up at one individual skylight and one security glazing window as directed by Architect.
 - 2. Mock-up will be used as standard of workmanship for application.

- C. Source Quality Control:
 - 1. Conduct independent laboratory or sealant manufacturer's field adhesion tests of sealant mock-up application using actual sample of sealant supplied to project as test specimen.
 - 2. Prepare and test specimens in accordance with ASTM C920. Use 1/2 in. wide joints.
 - 3. Prepare one set of test specimens with primer on each representative substrate.
 - 4. Test specimens for dry adhesion and wet adhesion.
 - 5. Indicate test results of strength in psi and percent of adhesion failure.

1.06 DELIVERY, STORAGE AND HANDLING:

- A. Deliver materials in unopened containers as packaged by manufacturer.
- B. Store in a manner to protect materials from weather.

1.07 WARRANTY:

- A. Manufacturer: Provide Owner a written warranty for a period of 10 years from date of Substantial Completion against following defects in sealant materials.
 - 1. Loss of watertight weatherseal.
 - 2. Adhesive or cohesive failure due to weathering or material failure.
 - 3. Discoloration of sealant.

PART 2 - PRODUCT

2.01 SILICONE BUILDING SEALANT:

- A. Qualities: Single component silicone rubber formulation with high elongation characteristics, capable of obtaining strong, durable bond strength and with \pm 50% movement capability.
- B. Hardness, Type A Durometer: 30, ASTM D2240.
- C. Tensile Strength: 170 psi, ASTM D412.
- D. Peel Strength, glass: 32lb./ in., 100% cohesive failure, ASTM D903.
- E. Color: Black.
- F. Standard: ASTM C920, Type S, Class 25, Grade NS.
- G. Source: 795 Silicone Glazing and Weatherproofing Sealant by Dow Corning Corp.

2.02 RELATED MATERIALS:

- A. Bond-preventive Materials: Polyethylene tape, pressure-sensitive adhesive.
- B. Primers: As recommended by sealant manufacturer for each type of existing working surface.

PART 3 - EXECUTION

3.01 PREPARATION:

- A. Removing Existing Wet-Seal Glazing Sealants (Skylights):
 - 1. Cut-out and remove existing sealants from existing wet sealed skylights and windows.
 - 2. Exercise care not to damage existing translucent lenses glazing gaskets and aluminum framing.
 - 3. Remove and discard existing bond-breaker tapes and sealant.
 - 4. Immediately place debris in covered containers and remove from site.
 - 5. Do not remove more existing sealant in one day than can be replaced with new sealant in same day.
- B. Cleaning Joint Surfaces (Skylights and Security Glazed Windows):
 - 1. Clean joint surfaces free of dust, dirt, oil, grease, moisture and paint.
 - 2. Clean existing surfaces free of existing silicone sealant residue.
 - 3. Remove residual dust and other foreign substances by blowing with high-pressure air.
 - 4. Thoroughly wipe surfaces with a heavy solvent wash using toluene or xylene on clean, lint-free cloths.
 - 5. Mask areas adjacent to joints as required to protect adjacent surfaces.
- C. Priming: Prime joint substrate surfaces as recommended by sealant manufacturer. Apply specified primers in strict accordance with sealant manufacturer's written recommendations. Use correct primer for each substrate. Exercise care to prevent staining of surfaces.

3.02 JOINT SIZES:

- A. Sealant: Minimum and maximum joint sizes and depth as recommended by manufacturer.

3.03 WET- SEAL GLAZING APPLICATION (SKYLIGHTS):

- A. After existing sealant has been removed and surfaces are properly prepared, apply covered cap bead of silicone sealant continuously to exterior joint between metal framing and translucent lense.
- B. Apply minimum 1/4 by 1/4 inch covered cap bead of sealant in accordance with sealant manufacturer's recommendations.

3.04 WET- SEAL GLAZING APPLICATION (SECURITY GLAZED WINDOWS):

- A. Apply covered cap bead of silicone sealant continuously to exterior joint between hollow metal frame and security glazing.
- B. Apply minimum 1/4 by 1/4 inch covered cap bead of sealant in accordance with sealant manufacturer's recommendations.

3.05 CLEANING:

- A. Remove excess sealant materials from adjacent surfaces as work progresses. Use xylol or toluol solvent to remove sealant.
- B. Remove debris from site.

3.06 FIELD QUALITY CONTROL:

- A. Manufacturer's Field Services: During mock-up review and field adhesion testing, provide for two on-site visits by sealant manufacturer's technical representative.
- B. Field Testing: Upon completion of wet-seal glazing, perform field tests for water penetration in accordance with AAMA 501.2
 - 1. Perform a test on one randomly selected skylight.
 - 2. Perform a test on two randomly selected security glazed windows.

END OF SECTION

SECTION 09 9650

ELASTOMERIC COATINGS

PART 1 - GENERAL

1.01 SECTION INCLUDES:

- A. Elastomeric coating system on scheduled existing concrete surfaces.

1.02 RELATED SECTIONS:

- A. Joint sealant - Section 07 9200.

1.03 REFERENCES:

- A. ASTM D1653 - Moisture Vapor Permeability of Organic Coating Films.
- B. ASTM E96 - Water Vapor Transmissions of Materials.
- C. ASTM G26 - Operating Light-Exposure Apparatus (Xenon-Arc-Type) With and Without Water for Exposure of Nonmetallic Materials.

1.04 SYSTEM DESCRIPTION:

- A. Performance Requirements:
 - 1. Wind Driven Rain: Elastomeric coating shall resist penetration of wind driven rain up to and including 100 mph wind speeds, TT-C-555B.
 - 2. Chemical Resistance: Elastomeric coating shall be resistant to alkali and mildew.

1.05 SUBMITTALS:

- A. Procedures for Submittals: Section 01 3300.
- B. Product Data: Manufacturer's product data sheets. Include recommendations for mixing and application procedures.
- C. Samples: Submit two 6 in. x 6 in. samples of coating finish indicating texture and color.
- D. Quality Control Submittals (For Information Only):
 - 1. Manufacturer's Installation Instructions: Include recommendations for mixing and application procedures, surface preparation and joint treatment. Refer to Section 01 6000.

1.06 QUALITY ASSURANCE:

- A. Applicator: Approved in writing by manufacturer of elastomeric coating system.
- B. Field Samples: After color selection, provide a 2 ft. square sample of elastomeric coating on substrate prior to pre-installation meeting. After approval, sample will be used as standard to judge quality and workmanship of completed coating. Accepted coating sample may be used in the completed work.
- C. Pre-Installation Conference:
 - 1. Prior to installation of coating system and after application of field sample, conduct a pre-installation conference at the project site.
 - 2. Conduct meeting in accordance with Section 01314.
 - 3. Attendance: Architect, Contractor, job superintendent, coating applicator and coating manufacturer's area representative.
 - 4. Review Submittals, installation instructions, applicator's equipment and field samples.
 - 5. Review substrate conditions and moisture requirements for application.
 - 6. Review schedule, methods of application and protection of adjacent surfaces and landscaping.
 - 7. Review manufacturer's inspection schedule and procedures for inspection.

1.07 ENVIRONMENTAL CONDITIONS:

- A. Do not apply coatings when temperature is 50EF. or less or when rain is predicted within 24 hours after application.
- B. Do not apply coatings to moisture saturated, frozen or frost filled surfaces.

PART 2 - PRODUCTS

2.01 ELASTOMERIC COATING:

- A. Qualities: Internally plasticized, 100% acrylic polymer elastomeric coating.
 - 1. Color and Texture: to match existing adjacent surfaces.
 - 2. Solids Content: Not less than 50% by volume.
 - 3. Minimum Elongation: 232 psi at 75EF, 115% at 0EF.
 - 4. Minimum Tensile Strength: 262% at 77EF.
 - 5. Moisture Vapor Permeability: 12 perms, ASTM D1653 and ASTM E96, Procedure A.
 - 6. Minimum Accelerated Weathering: 5000 hours, ASTM G26, Xenon Arc.
- B. Source: Thorolastic by Degussa Building Systems (BASF).

2.02 RELATED MATERIALS:

- A. Elastomeric, Acrylic Polymer Knife Grade: Thorolastic Knife Grade by Degussa Building Systems (BASF).
- B. Sealant: One part polyurethane as recommended by coating manufacturer.
- C. Water: Potable.

2.03 MIXES:

- A. Coating: Mix materials in strict accordance with manufacturer's written recommendations.

PART 3 - EXECUTION

3.01 EXAMINATION AND PREPARATION:

- A. At existing concrete surfaces scheduled to receive coating, remove surface dirt and contaminants by high-pressure power washing (2,000 to 3,000 psi). Allow surfaces to dry 24 hours prior to applying coating.
- B. Pre-treat moss, mildew or algae on surfaces with a solution of bleach and water.
- C. Rout out and seal cracks greater than 1/8 in. width using polyurethane sealant. Apply as specified in Section 0 79200 and tool surface smooth.
- D. Fill cracks of widths from 1/16 in. to 1/8 in. using knife grade coating. Press firmly into cracks and tool surface smooth.
- E. Fill cracks less than 1/16 in. width using smooth coating 4 hours prior to coating application. Press firmly into cracks and tool surface smooth.
- F. Verify that scheduled joint sealant replacement has been completed.
- G. Examine surfaces for conditions which would prevent proper application of coating. Do not proceed until defects are corrected. Do not proceed until substrate conditions have been examined and accepted by coating manufacturer's area representative.
- H. Application of coating constitutes acceptance of substrate.

3.02 APPLICATION:

- A. Apply coating in strict accordance with manufacturer's instructions.
- B. Apply first coat of elastomeric coating at rate of 80-90 sq. ft. per gallon to achieve 9-10 dry mils thickness, pinhole free.
- C. Apply second coat of elastomeric coating at rate of 80-90 sq. ft. per gallon to achieve total 18-20 dry mils thickness, pinhole free.
- D. Apply coating by brush or power-roller only.
- E. Allow first coat to cure 24 hours before applying second coat.
- F. Leave surfaces evenly coated with uniform texture, free of pinholes, voids, ridges or other imperfections.

3.03 FIELD QUALITY CONTROL:

- A. Field Quality Control Tests:
 - 1. Measure completed coating using precision instrument designed for measuring dry film thickness of coatings.
 - 2. Where readings indicate insufficient thickness, apply additional coating as recommended by coating manufacturer to achieve specified thickness.

END OF SECTION

Roof Recovery

Collin County Justice Center

4300 Community Ave.

McKinney, Texas

Index of drawings

D1.0 OVERALL ROOF DEMO KEYPLAN
 D1.1 DEMO PLAN- AREAS A1-A8
 D1.2 DEMO PLAN- AREAS B1-B10
 D1.3 DEMO PLAN- AREAS C1-C8
 D1.4 DEMO PLAN- AREAS D1-D6
 D1.5 DEMO PLAN- AREAS D1, D6, D7 AND D8
 D1.6 DEMO PLAN- AREAS D9, D10

R1.0 OVERALL ROOF KEYPLAN
 R1.1 ROOF PLAN- AREAS A1-A8
 R1.2 ROOF PLAN- AREAS B1-B10
 R1.3 ROOF PLAN- AREAS C1-C8
 R1.4 ROOF PLAN- AREAS D1-D6
 R1.5 ROOF PLAN- AREAS D1, D6, D7 AND D8
 R1.6 ROOF PLAN- AREAS D9, D10
 R1.7 ROOF DETAILS
 R1.8 ROOF DETAILS

E1.0 EXTERIOR ELEVATIONS KEYPLAN
 E1.1 EXTERIOR ELEVATIONS
 E1.2 EXTERIOR ELEVATIONS
 E1.3 EXTERIOR ELEVATIONS
 E1.4 EXTERIOR ELEVATIONS


Project Team

Owner:

Collin County, Texas

Consultant:

DryTec Moisture Protection Technology Consultants, Inc.
 8750 North Central Expressway Suite 1730
 Dallas, TX 75231
 T 214-363-2192
 F 214-363-2193

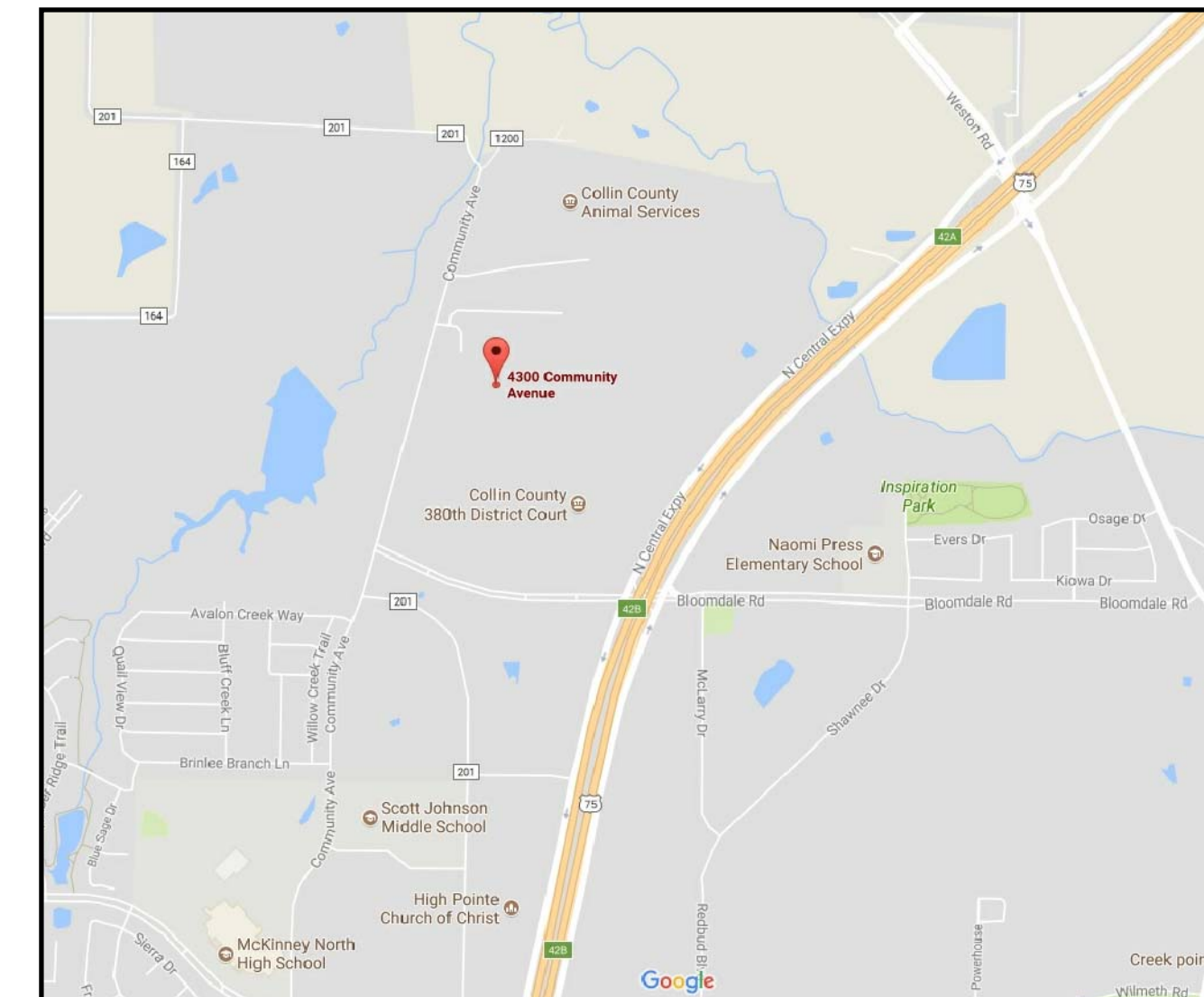


Date of Signing December 20, 2017

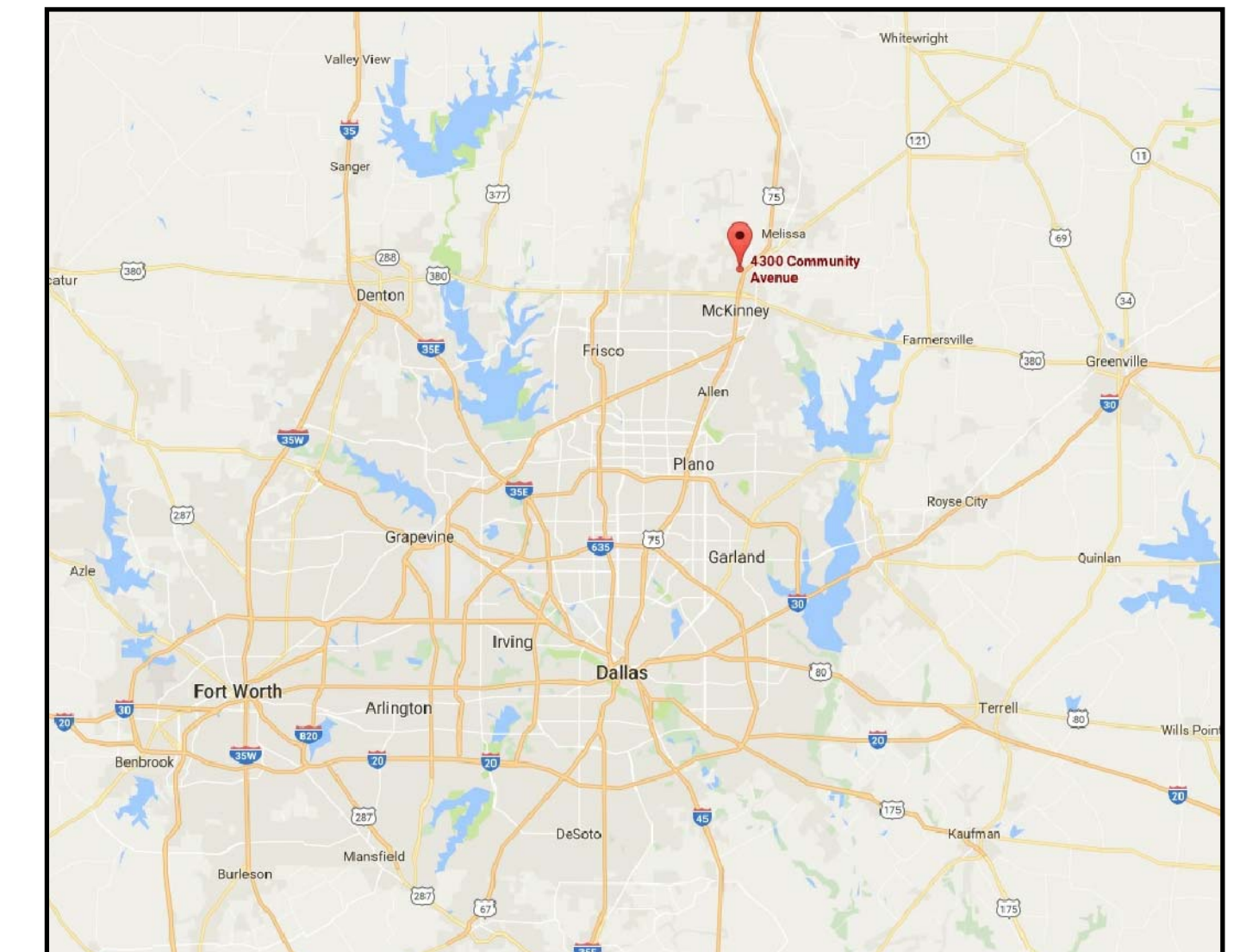
Issue for Construction 12-20-17

General Information

- PLEASE REFER INFRARED MOISTURE SCAN REPORT DATED 05-24-17. THERE ARE MULTIPLE ROOF AREAS SHOWN THAT APPEAR TO HAVE MOISTURE-DAMAGED ROOF INSULATION UNDERNEATH THE EXISTING ROOF MEMBRANE. THESE AREAS ARE NOTED ON THE DEMOLITION PLANS. FOR BIDDING PURPOSES, ASSUME 30% OF THE EXISTING ROOFING AND INSULATION WILL BE REMOVED AND REPLACED. LOG THE AMOUNT REPLACED DAILY AND UPON COMPLETION THE CONSTRUCTION COST WILL BE ADJUSTED BASED ON THE ACTUAL PERCENTAGE REPLACED. REFER BID DOCUMENTS FOR FURTHER INFORMATION.




Area Map



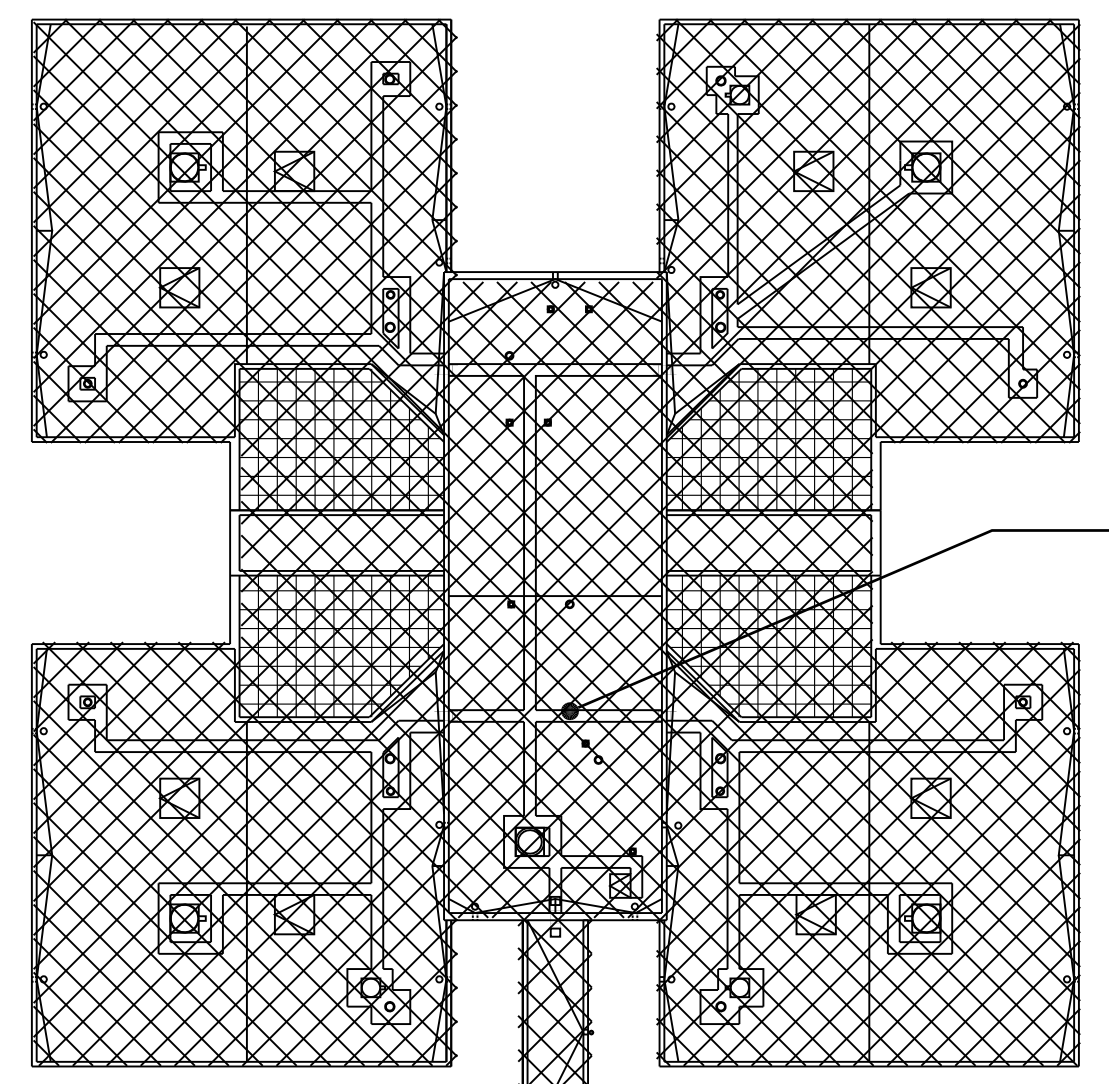
Location Map

DryTec

Moisture Protection
Technology
Consultants, Inc.
8750 N. Central Expwy,
Suite 1730
Dallas, Texas 75231
Voice 214-363-2192
Fax 214-363-2193



Date of Signing Dec. 20, 2017

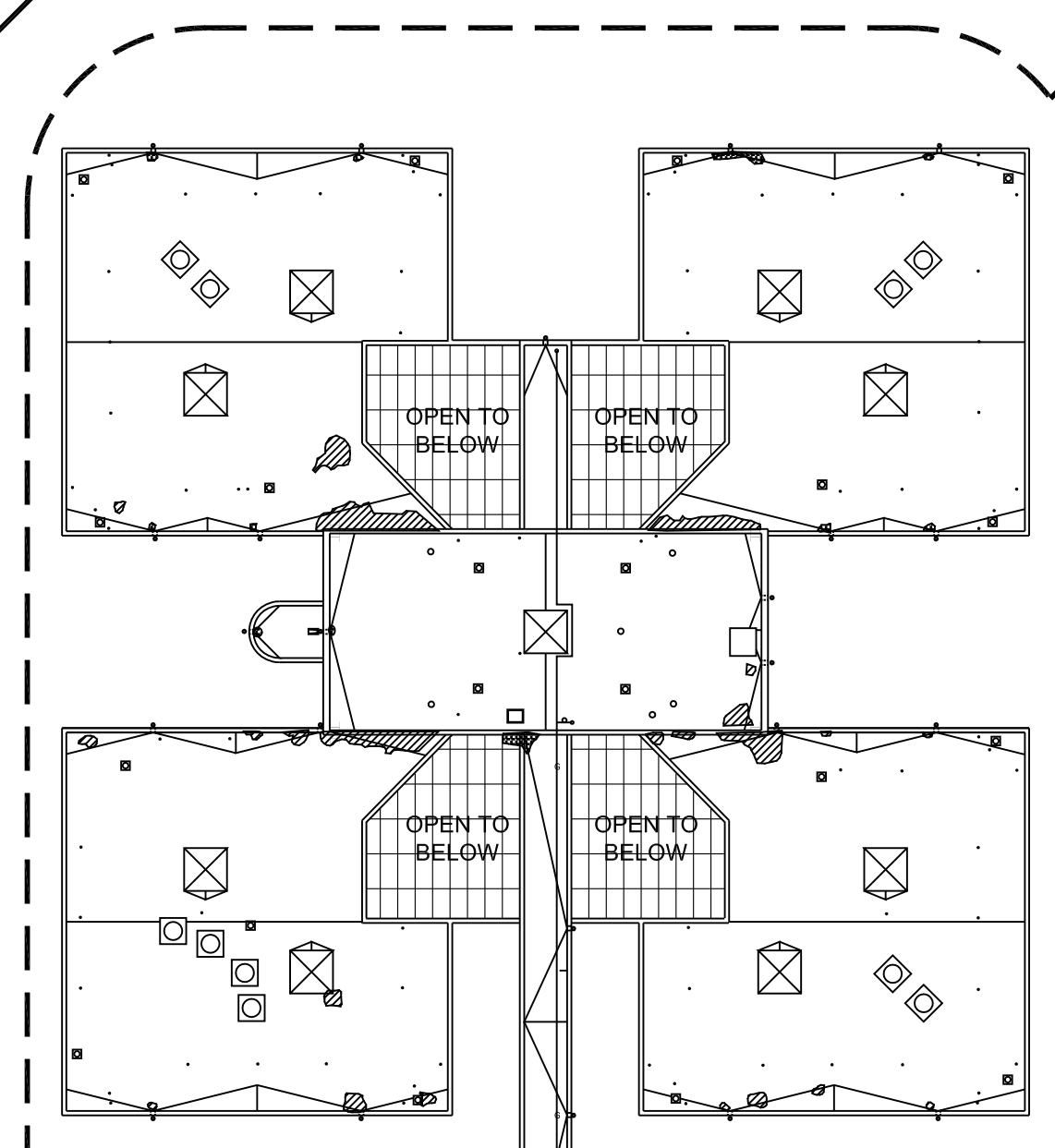
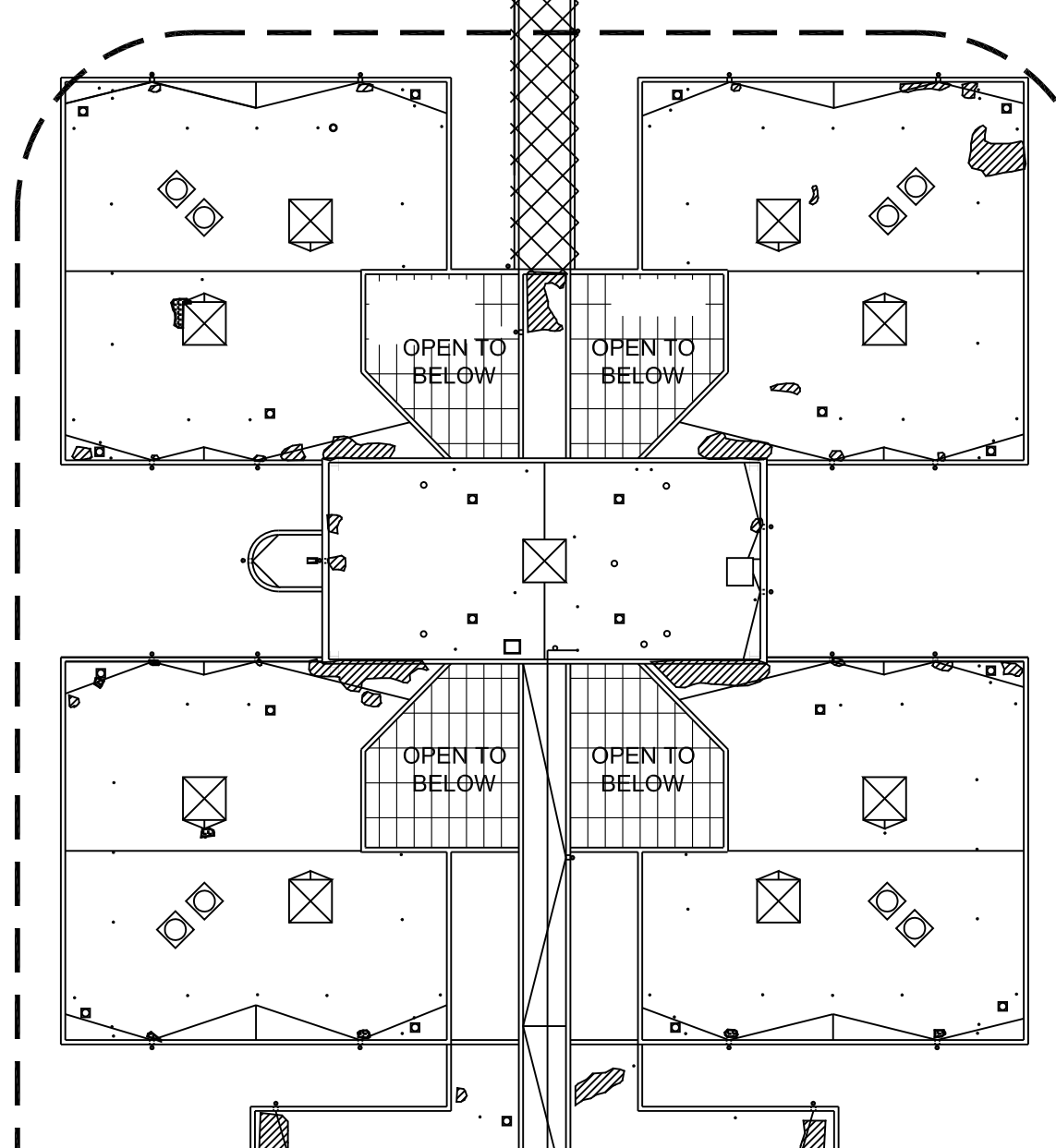
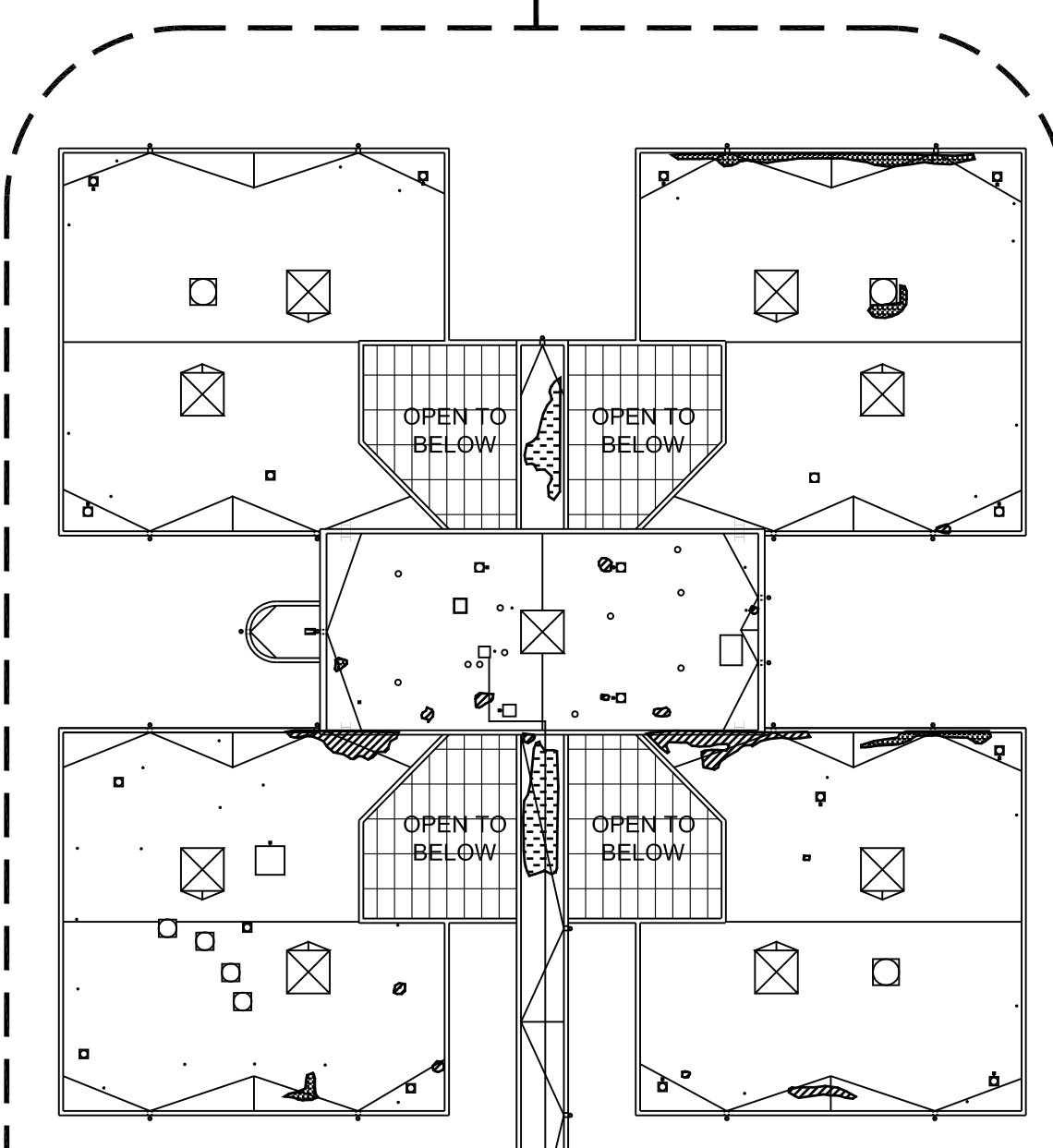


THIS AREA NOT IN CONTRACT

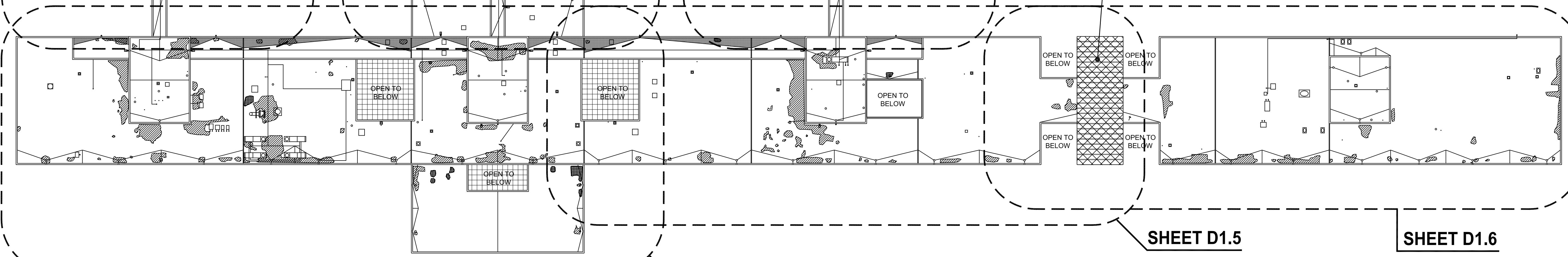
SHEET D1.1

SHEET D1.2

SHEET D1.3



THIS AREA NOT IN CONTRACT



SHEET D1.4

SHEET D1.5

SHEET D1.6

Roof Recovery
Collin County Justice Center
for Collin County
McKinney, Texas

Drawn By	TW
Checked By	TB
Revisions	

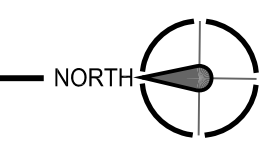
All drawings and written material appearing herein constitute original and unpublished work of the Architect, and may not be used or disclosed without prior written consent of the Architect.
© 2017 DryTec Moisture Protection Technology Consultants, Inc.


Sheet Title
Overall Roof
Demo Keyplan

Project Number 46-17026N
Scale: AS NOTED
Date 12/20/17

Sheet No. **D1.0**
01 of 21 Sheets

01 Roof Demo Plan - Areas of Work
Scale: Not to Scale





Date of Signing Dec. 20, 2017

Roof Recovery
Collin County Justice Center
for Collin County
McKinney, Texas

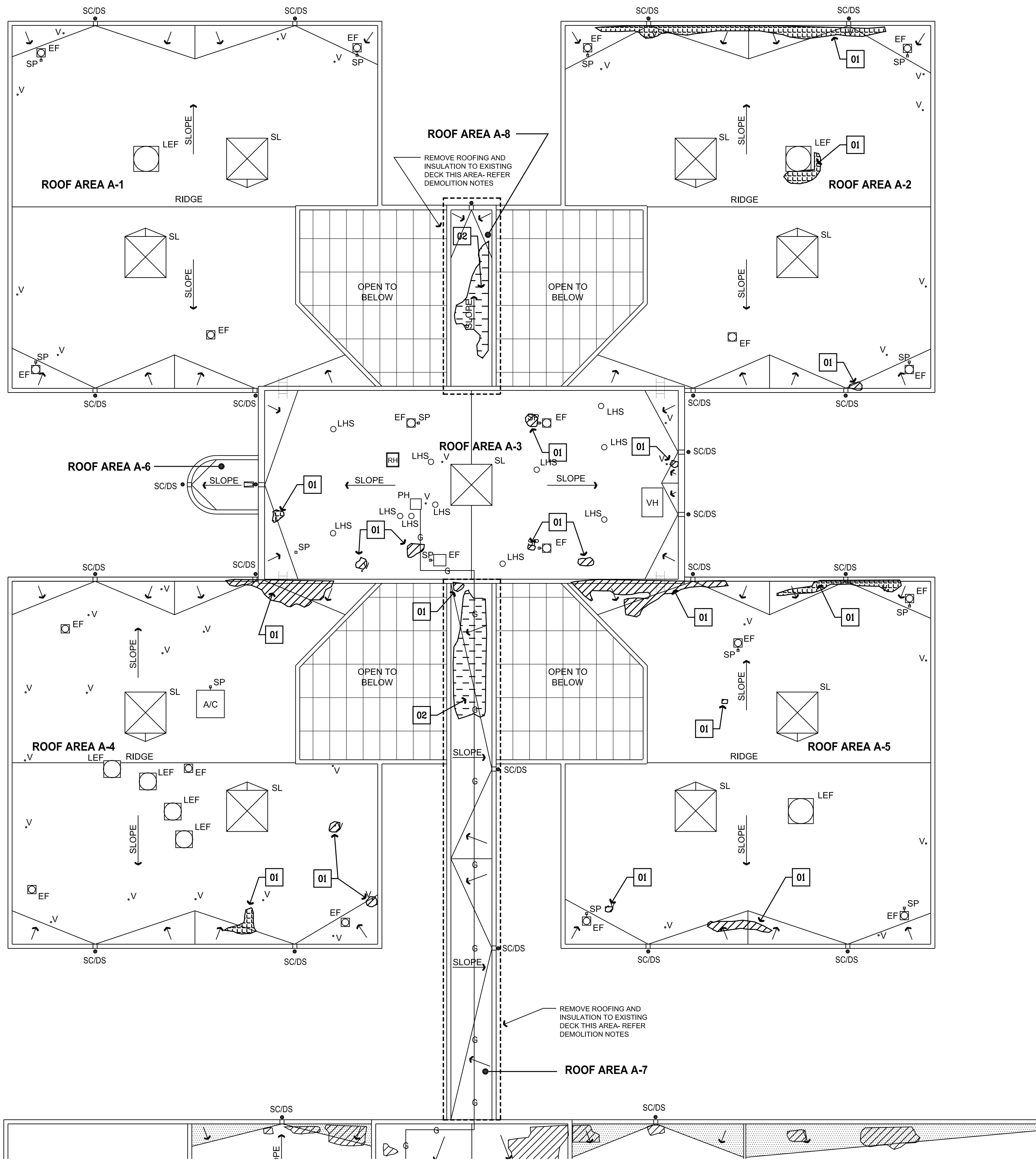
Drawn By TW
 Checked By TB
 Revisions

All drawings and written material appearing herein constitute original and unpublished work of the Architect, and may not be used or disclosed without prior written consent of the Architect.
 © 2017 DryTec Moisture Protection Technology Consultants, Inc.

Sheet Title
**Demo Plan-
Areas A1-A8**

Project Number 46-17026N
 Scale: AS NOTED
 Date 12/20/17

Sheet No. **D11**
 02 of 21 Sheets



Demolition Plan General Notes

- PLEASE REFER INFRARED MOISTURE SCAN REPORT DATED 05-24-17. THERE ARE MULTIPLE ROOF AREAS SHOWN THAT APPEAR TO HAVE MOISTURE-DAMAGED ROOF INSULATION UNDERNEATH THE EXISTING ROOF MEMBRANE. THESE AREAS ARE NOTED ON THE DEMOLITION PLANS. FOR BIDDING PURPOSES, ASSUME 30% OF THE EXISTING ROOFING AND INSULATION WILL BE REMOVED AND REPLACED. LOG THE AMOUNT REPLACED DAILY AND UPON COMPLETION THE CONSTRUCTION COST WILL BE ADJUSTED BASED ON THE ACTUAL PERCENTAGE REPLACED. REFER BID DOCUMENTS FOR FURTHER INFORMATION.
- ROOF DEMOLITION
 - ALL ROOF AREAS (EXCEPT AS NOTED BELOW):
 - REMOVE AND REPLACE EXISTING ROOFING AND INSULATION IN AREAS DESIGNATED ON PLAN BY KEYNOTE 01.
 - REMOVE ROOFING IN AREAS DESIGNATED ON PLAN BY KEYNOTE 02. INSTALL NEW INSULATION TO CREATE POSITIVE DRAINAGE AND INSTALL NEW ROOFING.
 - SCRAPE AND REMOVE EXISTING LOOSE GRANULES FROM EXISTING CAP SHEET.
 - CUT OUT ALL EXISTING RIDGES, BUMPS AND BLISTERS FROM EXISTING ROOF MEMBRANE.
 - REMOVE ALL EXISTING BASE FLASHINGS AND PREPARE SURFACES TO RECEIVE NEW BASE FLASHINGS.
 - REMOVE ALL SHEET METAL COUNTER FLASHINGS.
 - PREPARE COPINGS FOR INSTALLATION OF NEW MEMBRANE.
 - REMOVE ALL EXISTING SHEET METAL "CONES" FROM BASE OF ROOF PENETRATIONS.
 - ROOFTOP HVAC UNITS: REFER DRAWINGS FOR UNITS THAT ARE TO BE RAISED FOR INSTALLATION OF NEW CURBS. WORK TO INCLUDE DISCONNECTION OF EXISTING ELECTRICAL CONNECTIONS, GAS PIPING AND CONDENSATE LINES. EXTEND AND RECONNECT ELECTRICAL, GAS AND CONDENSATE CONNECTIONS. PROVIDE 48 HOUR NOTICE TO OWNER PRIOR TO TAKING ANY UNIT OUT OF SERVICE.
 - ELECTRICAL CONDUITS AND CONDENSATE DRAIN PIPING: RAISE SUCH PIPING TEMPORARILY TO ACCOMMODATE THE INSTALLATION OF NEW ROOF SYSTEM. RECONNECT SUCH PIPING AS REQUIRED TO PROVIDE FUNCTIONING SYSTEM. INSTALL PIPE SUPPORTS AS SPECIFIED. PROVIDE 48 HOUR NOTICE TO OWNER PRIOR TO DISCONNECTING ANY ELECTRICAL AND/OR PIPING IF REQUIRED.
 - GAS PIPING SHOULD NOT BE TO BE RAISED OR RELOCATED FOR RE-ROOFING. STAGE RE-ROOFING ACTIVITIES TO ALLOW REMOVAL AND REPLACEMENT OF GAS PIPE SUPPORTS AS REQUIRED SUCH THAT THE PIPING IS ADEQUATELY SUPPORTED WITHOUT THE NEED TO DISCONNECT OR MOVE PIPING.
 - REFER SPECIFICATIONS FOR PRICING ALTERNATE REGARDING CLEANING, PRIMING AND PAINTING OF GAS PIPING, HOT STACKS AND EMERGENCY ENGINE EXHAUST.
 - REPLACE ANY EXISTING BROKEN/ LEAKING CONDENSATE DRAIN LINES WITH NEW PVC LINES BACK TO HVAC UNIT.

ROOF AREAS A7, A8, B9, B10, C7 AND C8:
 - REMOVE EXISTING ROOFING, INSULATION AND ROOF FLASHINGS DOWN TO EXISTING DECK.

Demolition Plan Keynotes

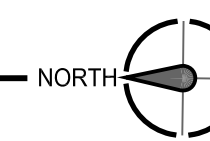
- | | | |
|---|---|---|
| 01 AREA OF PROBABILITY OF MOISTURE-DAMAGED ROOFING INSULATION (REFER INFRARED MOISTURE SCAN REPORT DATED 05-24-17)- REMOVE EXISTING ROOFING AND INSULATION BACK TO EDGE OF COMPLETELY DRY EXISTING INSULATION. REFER DETAIL 01/R1.8 FOR INSULATION AND ROOFING INFILL TO REPAIR AREA. | 03 EXISTING TALL TV ANTENNA, BASE, BALLAST BLOCKS AND GUY WIRES TO BE REMOVED AND DISPOSED OF BY CONTRACTOR. | 07 EXISTING TV DISH TO BE TEMPORARILY MOVED AND RESET AFTER ROOFING. CONTRACTOR IS RESPONSIBLE FOR COORDINATING REALIGNMENT WITH "DIRECT TV" AND IS RESPONSIBLE FOR ALL REALIGNMENT COSTS. |
| 02 AREA OF PROBABILITY OF PONDING WATER ON TOP OF EXISTING ROOFING (REFER INFRARED MOISTURE SCAN REPORT DATED 05-24-17)- REMOVE EXISTING ROOFING, ADD NEW INSULATION TO CREATE POSITIVE SLOPE-TO-DRAIN AND INSTALL NEW ROOFING PLIES. REFER DETAIL 02/R1.8. | 04 EXISTING DISH, BASE AND BALLAST BLOCKS TO BE REMOVED AND DISPOSED OF BY CONTRACTOR. | 08 EXISTING TV DISH TO BE TEMPORARILY MOVED AND RESET BY CONTRACTOR AFTER ROOFING. CONTRACTOR IS RESPONSIBLE FOR COORDINATING REALIGNMENT WITH "DISH NETWORK" AND IS RESPONSIBLE FOR ALL REALIGNMENT COSTS. |
| | 05 EXISTING TV DISH TO BE TEMPORARILY MOVED AND RESET BY CONTRACTOR AFTER ROOFING. CONTRACTOR IS RESPONSIBLE FOR COORDINATING REALIGNMENT WITH "REGINA RAMONE (972-547-5127)" AND IS RESPONSIBLE FOR ALL REALIGNMENT COSTS. | |
| | 06 EXISTING TV DISH TO BE TEMPORARILY MOVED AND RESET BY CONTRACTOR AFTER ROOFING. CONTRACTOR IS RESPONSIBLE FOR COORDINATING REALIGNMENT WITH "REGINA RAMONE (972-547-5127)" AND IS RESPONSIBLE FOR ALL REALIGNMENT COSTS. | |

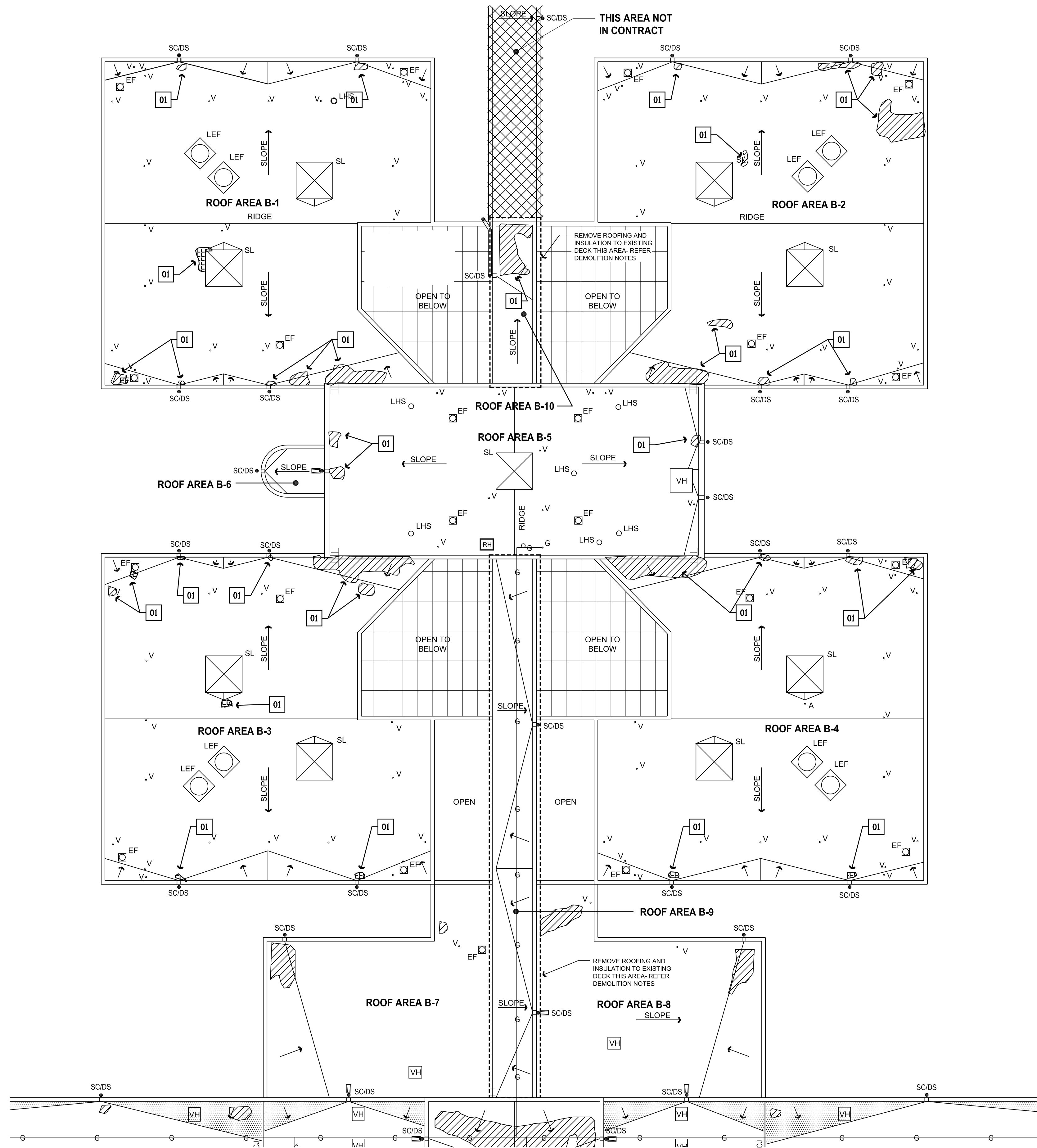

Legend

	PROBABLE WET INSULATION AREA		EXISTING SKYLIGHT		ROOFING CONTROL JOINT
	POSSIBLE WET INSULATION AREA		EXISTING CURB MOUNTED EXHAUST FAN		SCUPPER/ DOWNSPOUT
	AREA OF ROOF WATER PONDING		EXISTING CURB MOUNTED LARGE EXHAUST FAN		EXISTING OVERFLOW SCUPPER
	KEYNOTE- REFER "DEMOLITION PLAN KEYNOTES"		EMERGENCY ENGINE EXHAUST		EXISTING ROOF DRAIN
	EXISTING VENT PENETRATION		EXISTING A/C UNIT		EXISTING LADDER
	EXISTING ANTENNA		EXISTING ROOFTOP UNIT		AREA NOT IN SCOPE
	EXISTING CONDUIT PENETRATION		EXISTING VENT HOOD		DIRECTION OF ROOF SLOPE
	EXISTING INSULATED COOLANT LINE PENETRATION		EXISTING PIPE HOOD		ROOF CRICKET
	GAS LINE PENETRATION		EXISTING GAS PIPING		EXISTING RADAR DISH- RELOCATE TEMPORARILY UNTIL ROOFING IS COMPLETE
	EXISTING SMALL HOT STACK PENETRATION		EXISTING ROOF HATCH		
	EXISTING LARGE HOT STACK PENETRATION				
	EXISTING INSULATED PIPE PENETRATION				
	EXISTING CONDUIT IN SEALANT PAN				

01 Enlarged Roof Demo Plan - Roof Areas A1 through A7

Scale: 1/16" = 1'-0"





Demolition Plan General Notes

- PLEASE REFER INFRARED MOISTURE SCAN REPORT DATED 05-24-17. THERE ARE MULTIPLE ROOF AREAS SHOWN THAT APPEAR TO HAVE MOISTURE-DAMAGED ROOF INSULATION UNDERNEATH THE EXISTING ROOF MEMBRANE. THESE AREAS ARE NOTED ON THE DEMOLITION PLANS. FOR BIDDING PURPOSES, ASSUME 30% OF THE EXISTING ROOFING AND INSULATION WILL BE REMOVED AND REPLACED. LOG THE AMOUNT REPLACED DAILY AND UPON COMPLETION THE CONSTRUCTION COST WILL BE ADJUSTED BASED ON THE ACTUAL PERCENTAGE REPLACED. REFER BID DOCUMENTS FOR FURTHER INFORMATION.
- ROOF DEMOLITION
 - ALL ROOF AREAS (EXCEPT AS NOTED BELOW):
 - REMOVE AND REPLACE EXISTING ROOFING AND INSULATION IN AREAS DESIGNATED ON PLAN BY KEYNOTE 01.
 - REMOVE ROOFING IN AREAS DESIGNATED ON PLAN BY KEYNOTE 02. INSTALL NEW INSULATION TO CREATE POSITIVE DRAINAGE AND INSTALL NEW ROOFING.
 - SCRAPE AND REMOVE EXISTING LOOSE GRANULES FROM EXISTING CAP SHEET.
 - CUT OUT ALL EXISTING RIDGES, BUMPS AND BLISTERS FROM EXISTING ROOF MEMBRANE.
 - REMOVE ALL EXISTING BASE FLASHINGS AND PREPARE SURFACES TO RECEIVE NEW BASE FLASHINGS.
 - REMOVE ALL SHEET METAL COUNTER FLASHINGS.
 - PREPARE COPINGS FOR INSTALLATION OF NEW MEMBRANE.
 - REMOVE ALL EXISTING SHEET METAL "CONES" FROM BASE OF ROOF PENETRATIONS.
 - ROOFTOP HVAC UNITS: REFER DRAWINGS FOR UNITS THAT ARE TO BE RAISED FOR INSTALLATION OF NEW CURBS. WORK TO INCLUDE DISCONNECTION OF EXISTING ELECTRICAL CONNECTIONS, GAS PIPING AND CONDENSATE LINES. EXTEND AND RECONNECT ELECTRICAL, GAS AND CONDENSATE CONNECTIONS. PROVIDE 48 HOUR NOTICE TO OWNER PRIOR TO TAKING ANY UNIT OUT OF SERVICE.
 - ELECTRICAL CONDUITS AND CONDENSATE DRAIN PIPING: RAISE SUCH PIPING TEMPORARILY TO ACCOMMODATE THE INSTALLATION OF NEW ROOF SYSTEM. RECONNECT SUCH PIPING AS REQUIRED TO PROVIDE FUNCTIONING SYSTEM. INSTALL PIPE SUPPORTS AS SPECIFIED. PROVIDE 48 HOUR NOTICE TO OWNER PRIOR TO DISCONNECTING ANY ELECTRICAL AND/OR PIPING IF REQUIRED.
 - GAS PIPING SHOULD NOT NEED TO BE RAISED OR RELOCATED FOR RE-ROOFING. STAGE RE-ROOFING ACTIVITIES TO ALLOW REMOVAL AND REPLACEMENT OF GAS PIPE SUPPORTS AS REQUIRED SUCH THAT THE PIPING IS ADEQUATELY SUPPORTED WITHOUT THE NEED TO DISCONNECT OR MOVE PIPING.
 - REFER SPECIFICATIONS FOR PRICING ALTERNATE REGARDING CLEANING, PRIMING AND PAINTING OF GAS PIPING, HOT STACKS AND EMERGENCY ENGINE EXHAUST.
 - REPLACE ANY EXISTING BROKEN/ LEAKING CONDENSATE DRAIN LINES WITH NEW PVC LINES BACK TO HVAC UNIT.

ROOF AREAS A7, A8, B9, B10, C7 AND C8:
- REMOVE EXISTING ROOFING, INSULATION AND ROOF FLASHINGS DOWN TO EXISTING DECK.

Demolition Plan Keynotes

- | | | |
|---|---|---|
| 01 AREA OF PROBABILITY OF MOISTURE-DAMAGED ROOFING INSULATION (REFER INFRARED MOISTURE SCAN REPORT DATED 05-24-17). REMOVE EXISTING ROOFING AND INSULATION. REFER DETAIL 01/R1.8 FOR INSULATION AND ROOFING INFILL TO REPAIR AREA. | 03 EXISTING TALL TV ANTENNA, BASE, BALLAST BLOCKS AND GUY WIRES TO BE REMOVED AND DISPOSED OF BY CONTRACTOR. | 07 EXISTING TV DISH TO BE TEMPORARILY MOVED AND RESET AFTER ROOFING. CONTRACTOR IS RESPONSIBLE FOR COORDINATING REALIGNMENT WITH "DIRECT TV" AND IS RESPONSIBLE FOR ALL REALIGNMENT COSTS. |
| 02 AREA OF PROBABILITY OF PONDING WATER ON TOP OF EXISTING ROOFING (REFER INFRARED MOISTURE SCAN REPORT DATED 05-24-17). REMOVE EXISTING ROOFING, ADD NEW INSULATION TO CREATE POSITIVE SLOPE-TO-DRAIN AND INSTALL NEW ROOFING PLIES. REFER DETAIL 02/R1.8. | 04 EXISTING DISH, BASE AND BALLAST BLOCKS TO BE REMOVED AND DISPOSED OF BY CONTRACTOR. | 08 EXISTING TV DISH TO BE TEMPORARILY MOVED AND RESET BY CONTRACTOR AFTER ROOFING. CONTRACTOR IS RESPONSIBLE FOR COORDINATING REALIGNMENT WITH "DISH NETWORK" AND IS RESPONSIBLE FOR ALL REALIGNMENT COSTS. |
| | 05 EXISTING TV DISH TO BE TEMPORARILY MOVED AND RESET BY CONTRACTOR AFTER ROOFING. CONTRACTOR IS RESPONSIBLE FOR COORDINATING REALIGNMENT WITH "REGINA RAMONE (972-547-5127)" AND IS RESPONSIBLE FOR ALL REALIGNMENT COSTS. | 06 EXISTING TV DISH TO BE TEMPORARILY MOVED AND RESET BY CONTRACTOR AFTER ROOFING. CONTRACTOR IS RESPONSIBLE FOR COORDINATING REALIGNMENT WITH "REGINA RAMONE (972-547-5127)" AND IS RESPONSIBLE FOR ALL REALIGNMENT COSTS. |

Legend

	PROBABLE WET INSULATION AREA		EXISTING SKYLIGHT		ROOFING CONTROL JOINT
	POSSIBLE WET INSULATION AREA		EXISTING CURB MOUNTED EXHAUST FAN		SCUPPER/ DOWNSPOUT
	AREA OF ROOF WATER PONDING		EXISTING CURB MOUNTED LARGE EXHAUST FAN		EXISTING OVERFLOW SCUPPER
	KEYNOTE- REFER "DEMOLITION PLAN KEYNOTES"		EMERGENCY ENGINE EXHAUST		EXISTING ROOF DRAIN
	EXISTING VENT PENETRATION		EXISTING A/C UNIT		EXISTING LADDER
	EXISTING ANTENNA		EXISTING ROOFTOP UNIT		AREA NOT IN SCOPE
	EXISTING CONDUIT PENETRATION		EXISTING VENT HOOD		DIRECTION OF ROOF SLOPE
	EXISTING INSULATED COOLANT LINE PENETRATION		EXISTING PIPE HOOD		ROOF CRICKET
	GAS LINE PENETRATION		EXISTING GAS PIPING		EXISTING RADAR DISH- RELOCATE TEMPORARILY UNTIL ROOFING IS COMPLETE
	EXISTING SMALL HOT STACK PENETRATION		EXISTING HVAC CONDENSATE LINES		
	EXISTING LARGE HOT STACK PENETRATION		EXISTING ROOF HATCH		
	EXISTING INSULATED PIPE PENETRATION				
	EXISTING CONDUIT IN SEALANT PAN				

01 Enlarged Roof Demo Plan - Roof Areas B1 through B9
Scale: 1/16" = 1'-0"



Roof Recovery
Collin County Justice Center
for Collin County
McKinney, Texas

Drawn By TW
Checked By TB

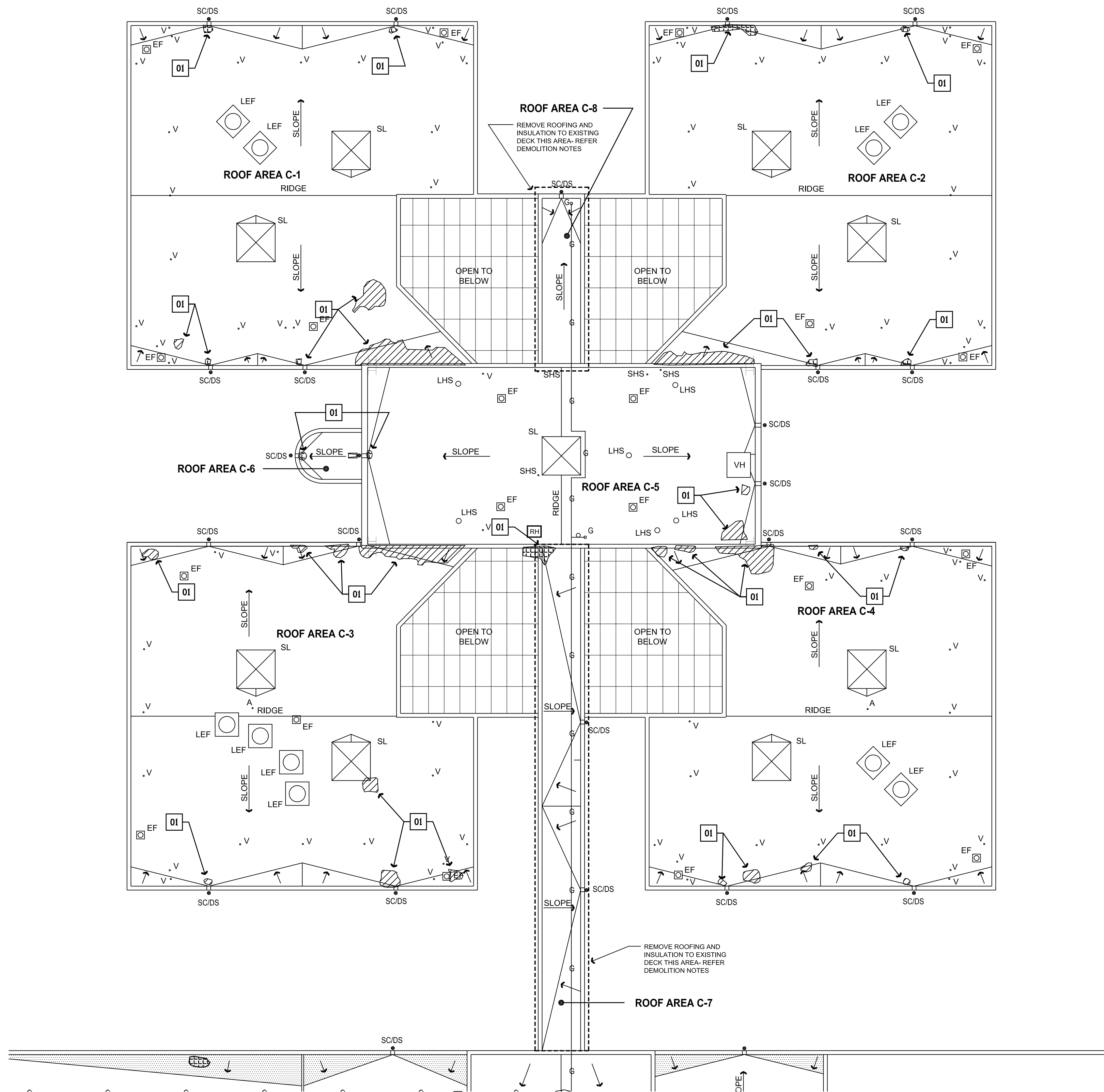

Revisions

All drawings and written material appearing herein constitute original and unpublished work of the Architect, and may not be used or disclosed without prior written consent of the Architect.
© 2017 DryTec Moisture Protection Technology Consultants, Inc.

Sheet Title
Demo Plan- Areas B1-B10

Project Number 46-17026N
Scale: AS NOTED
Date 12/20/17

Sheet No. **D1.2**
03 of 21 Sheets



Demolition Plan General Notes

- PLEASE REFER INFRARED MOISTURE SCAN REPORT DATED 05-24-17. THERE ARE MULTIPLE ROOF AREAS SHOWN THAT APPEAR TO HAVE MOISTURE-DAMAGED ROOF INSULATION UNDERNEATH THE EXISTING ROOF MEMBRANE. THESE AREAS ARE NOTED ON THE DEMOLITION PLANS. FOR BIDDING PURPOSES, ASSUME 30% OF THE EXISTING ROOFING AND INSULATION WILL BE REMOVED AND REPLACED. LOG THE AMOUNT REPLACED DAILY AND UPON COMPLETION THE CONSTRUCTION COST WILL BE ADJUSTED BASED ON THE ACTUAL PERCENTAGE REPLACED. REFER BID DOCUMENTS FOR FURTHER INFORMATION.
- ROOF DEMOLITION
 - ALL ROOF AREAS (EXCEPT AS NOTED BELOW):
 - REMOVE AND REPLACE EXISTING ROOFING AND INSULATION IN AREAS DESIGNATED ON PLAN BY KEYNOTE 01.
 - REMOVE ROOFING IN AREAS DESIGNATED ON PLAN BY KEYNOTE 02. INSTALL NEW INSULATION TO CREATE POSITIVE DRAINAGE AND INSTALL NEW ROOFING.
 - SCRAPE AND REMOVE EXISTING LOOSE GRANULES FROM EXISTING CAP SHEET.
 - CUT OUT ALL EXISTING RIDGES, BUMPS AND BLISTERS FROM EXISTING ROOF MEMBRANE.
 - REMOVE ALL EXISTING BASE FLASHINGS AND PREPARE SURFACES TO RECEIVE NEW BASE FLASHINGS.
 - REMOVE ALL SHEET METAL COUNTER FLASHINGS.
 - PREPARE COPINGS FOR INSTALLATION OF NEW MEMBRANE.
 - REMOVE ALL EXISTING SHEET METAL "CONES" FROM BASE OF ROOF PENETRATIONS.
 - ROOFTOP HVAC UNITS: REFER DRAWINGS FOR UNITS THAT ARE TO BE RAISED FOR INSTALLATION OF NEW CURBS. WORK TO INCLUDE DISCONNECTION OF EXISTING ELECTRICAL CONNECTIONS, GAS PIPING AND CONDENSATE LINES. EXTEND AND RECONNECT ELECTRICAL, GAS AND CONDENSATE CONNECTIONS. PROVIDE 48 HOUR NOTICE TO OWNER PRIOR TO TAKING ANY UNIT OUT OF SERVICE.
 - ELECTRICAL CONDUITS AND CONDENSATE DRAIN PIPING: RAISE SUCH PIPING TEMPORARILY TO ACCOMMODATE THE INSTALLATION OF NEW ROOF SYSTEM. RECONNECT SUCH PIPING AS REQUIRED TO PROVIDE FUNCTIONING SYSTEM. INSTALL PIPE SUPPORTS AS SPECIFIED. PROVIDE 48 HOUR NOTICE TO OWNER PRIOR TO DISCONNECTING ANY ELECTRICAL AND/OR PIPING IF REQUIRED.
 - GAS PIPING SHOULD NOT BE TO BE RAISED OR RELOCATED FOR RE-ROOFING. STAGE RE-ROOFING ACTIVITIES TO ALLOW REMOVAL AND REPLACEMENT OF GAS PIPE SUPPORTS AS REQUIRED SUCH THAT THE PIPING IS ADEQUATELY SUPPORTED WITHOUT THE NEED TO DISCONNECT OR MOVE PIPING.
 - REFER SPECIFICATIONS FOR PRICING ALTERNATE REGARDING CLEANING, PRIMING AND PAINTING OF GAS PIPING, HOT STACKS AND EMERGENCY ENGINE EXHAUST.
 - REPLACE ANY EXISTING BROKEN/ LEAKING CONDENSATE DRAIN LINES WITH NEW PVC LINES BACK TO HVAC UNIT.

ROOF AREAS A7, A8, B9, B10, C7 AND C8:
- REMOVE EXISTING ROOFING, INSULATION AND ROOF FLASHINGS DOWN TO EXISTING DECK.

Demolition Plan Keynotes

- | | | |
|---|---|---|
| 01 AREA OF PROBABILITY OF MOISTURE-DAMAGED ROOFING INSULATION (REFER INFRARED MOISTURE SCAN REPORT DATED 05-24-17). REMOVE EXISTING ROOFING AND INSULATION. REFER DETAIL 01/R1.8 FOR INSULATION AND ROOFING INFILL TO REPAIR AREA. | 03 EXISTING TALL TV ANTENNA, BASE, BALLAST BLOCKS AND GUY WIRES TO BE REMOVED AND DISPOSED OF BY CONTRACTOR. | 07 EXISTING TV DISH TO BE TEMPORARILY MOVED AND RESET AFTER ROOFING. CONTRACTOR IS RESPONSIBLE FOR COORDINATING REALIGNMENT WITH "DIRECT TV" AND IS RESPONSIBLE FOR ALL REALIGNMENT COSTS. |
| 02 AREA OF PROBABILITY OF PONDING WATER ON TOP OF EXISTING ROOFING (REFER INFRARED MOISTURE SCAN REPORT DATED 05-24-17). REMOVE EXISTING ROOFING, ADD NEW INSULATION TO CREATE POSITIVE SLOPE-TO-DRAIN AND INSTALL NEW ROOFING PLIES. REFER DETAIL 02/R1.8. | 04 EXISTING DISH, BASE AND BALLAST BLOCKS TO BE REMOVED AND DISPOSED OF BY CONTRACTOR. | 08 EXISTING TV DISH TO BE TEMPORARILY MOVED AND RESET BY CONTRACTOR AFTER ROOFING. CONTRACTOR IS RESPONSIBLE FOR COORDINATING REALIGNMENT WITH "DISH NETWORK" AND IS RESPONSIBLE FOR ALL REALIGNMENT COSTS. |
| | 05 EXISTING TV DISH TO BE TEMPORARILY MOVED AND RESET BY CONTRACTOR AFTER ROOFING. CONTRACTOR IS RESPONSIBLE FOR COORDINATING REALIGNMENT WITH "REGINA RAMONE (972-547-5127)" AND IS RESPONSIBLE FOR ALL REALIGNMENT COSTS. | 06 EXISTING TV DISH TO BE TEMPORARILY MOVED AND RESET BY CONTRACTOR AFTER ROOFING. CONTRACTOR IS RESPONSIBLE FOR COORDINATING REALIGNMENT WITH "REGINA RAMONE (972-547-5127)" AND IS RESPONSIBLE FOR ALL REALIGNMENT COSTS. |

Legend

	PROBABLE WET INSULATION AREA		EXISTING SKYLIGHT		ROOFING CONTROL JOINT
	POSSIBLE WET INSULATION AREA		EXISTING CURB MOUNTED EXHAUST FAN		SCUPPER/ DOWNSPOUT
	AREA OF ROOF WATER PONDING		EXISTING CURB MOUNTED LARGE EXHAUST FAN		EXISTING OVERFLOW SCUPPER
	KEYNOTE- REFER "DEMOLITION PLAN KEYNOTES"		EMERGENCY ENGINE EXHAUST		EXISTING ROOF DRAIN
	EXISTING VENT PENETRATION		EXISTING A/C UNIT		EXISTING LADDER
	EXISTING ANTENNA		EXISTING ROOFTOP UNIT		AREA NOT IN SCOPE
	EXISTING CONDUIT PENETRATION		EXISTING VENT HOOD		DIRECTION OF ROOF SLOPE
	EXISTING INSULATED COOLANT LINE PENETRATION		EXISTING PIPE HOOD		ROOF CRICKET
	GAS LINE PENETRATION		EXISTING GAS PIPING		EXISTING RADAR DISH- RELOCATE TEMPORARILY UNTIL ROOFING IS COMPLETE
	EXISTING SMALL HOT STACK PENETRATION		EXISTING HVAC CONDENSATE LINES		
	EXISTING LARGE HOT STACK PENETRATION		EXISTING ROOF HATCH		
	EXISTING INSULATED PIPE PENETRATION				
	EXISTING CONDUIT IN SEALANT PAN				

01 Enlarged Roof Demo Plan - Roof Areas C1 through C7

Scale: 1/16" = 1'-0"



Roof Recovery
 Collin County Justice Center
 for Collin County
 McKinney, Texas

Drawn By TW
Checked By TB

Revisions

No.	Description

All drawings and written material appearing herein constitute original and unpublished work of the Architect and may not be used or disclosed without prior written consent of the Architect.
© 2017 DryTec Moisture Protection Technology Consultants, Inc.

Sheet Title
**Demo Plan-
Areas C1-C8**

Project Number 46-17026N

Scale: AS NOTED

Date 12/20/17

Sheet No. **D1.3**

04 of 21 Sheets

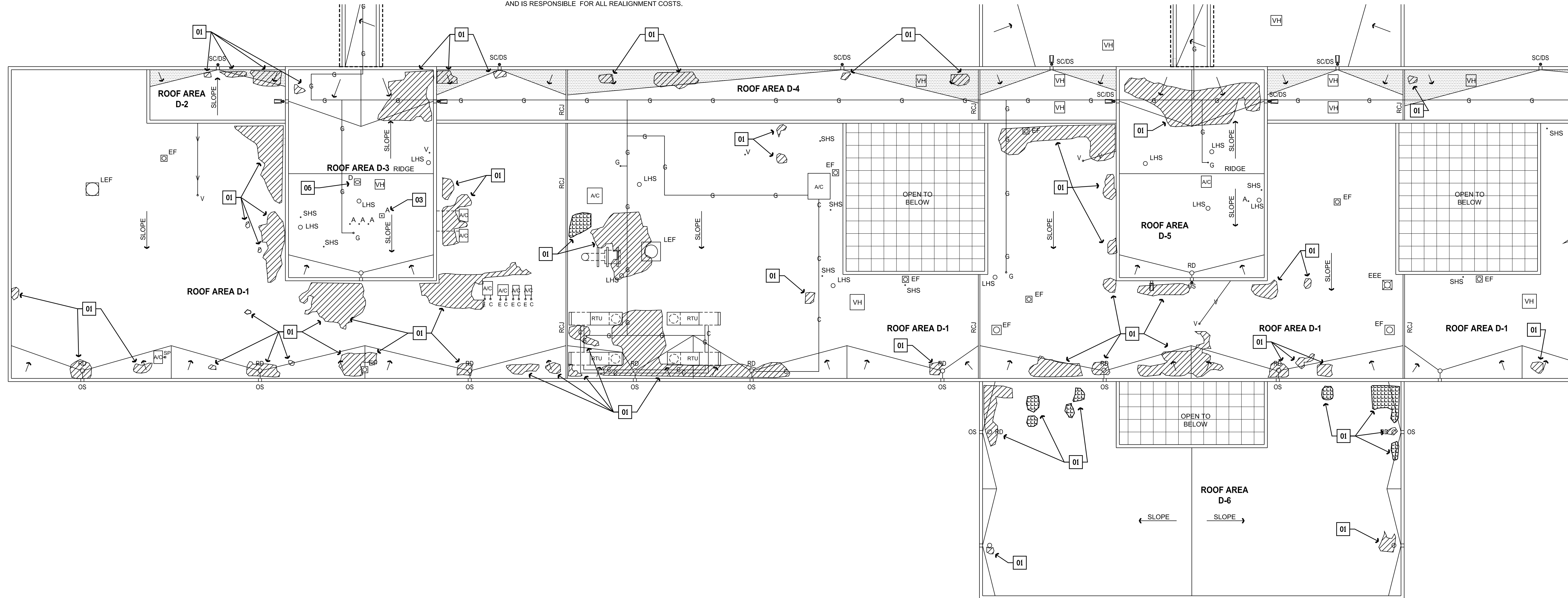
Demolition Plan General Notes

- PLEASE REFER INFRARED MOISTURE SCAN REPORT DATED 05-24-17. THERE ARE MULTIPLE ROOF AREAS SHOWN THAT APPEAR TO HAVE MOISTURE-DAMAGED ROOF INSULATION UNDERNEATH THE EXISTING ROOF MEMBRANE. THESE AREAS ARE NOTED ON THE DEMOLITION PLANS. FOR BIDDING PURPOSES, ASSUME 30% OF THE EXISTING ROOFING AND INSULATION WILL BE REMOVED AND REPLACED. LOG THE AMOUNT REPLACED DAILY AND UPON COMPLETION THE CONSTRUCTION COST WILL BE ADJUSTED BASED ON THE ACTUAL PERCENTAGE REPLACED. REFER BID DOCUMENTS FOR FURTHER INFORMATION.
- ROOF DEMOLITION
 - ALL ROOF AREAS (EXCEPT AS NOTED BELOW):
 - REMOVE AND REPLACE EXISTING ROOFING AND INSULATION IN AREAS DESIGNATED ON PLAN BY KEYNOTE 01.
 - REMOVE ROOFING IN AREAS DESIGNATED ON PLAN BY KEYNOTE 02. INSTALL NEW INSULATION TO CREATE POSITIVE DRAINAGE AND INSTALL NEW ROOFING.
 - SCRAPE AND REMOVE EXISTING LOOSE GRANULES FROM EXISTING CAP SHEET.
 - CUT OUT ALL EXISTING RIDGES, BUMPS AND BLISTERS FROM EXISTING ROOF MEMBRANE.
 - REMOVE ALL EXISTING BASE FLASHINGS AND PREPARE SURFACES TO RECEIVE NEW BASE FLASHINGS.
 - REMOVE ALL SHEET METAL COUNTER FLASHINGS.
 - PREPARE COPINGS FOR INSTALLATION OF NEW MEMBRANE.
 - REMOVE ALL EXISTING SHEET METAL "CONES" FROM BASE OF ROOF PENETRATIONS.
 - ROOFTOP HVAC UNITS: REFER DRAWINGS FOR UNITS THAT ARE TO BE RAISED FOR INSTALLATION OF NEW CURBS. WORK TO INCLUDE DISCONNECTION OF EXISTING ELECTRICAL CONNECTIONS, GAS PIPING AND CONDENSATE LINES. EXTEND AND RECONNECT ELECTRICAL, GAS AND CONDENSATE CONNECTIONS. PROVIDE 48 HOUR NOTICE TO OWNER PRIOR TO TAKING ANY UNIT OUT OF SERVICE.
 - ELECTRICAL CONDUITS AND CONDENSATE DRAIN PIPING: RAISE SUCH PIPING TEMPORARILY TO ACCOMMODATE THE INSTALLATION OF NEW ROOF SYSTEM. RECONNECT SUCH PIPING AS REQUIRED TO PROVIDE FUNCTIONING SYSTEM. INSTALL PIPE SUPPORTS AS SPECIFIED. PROVIDE 48 HOUR NOTICE TO OWNER PRIOR TO DISCONNECTING ANY ELECTRICAL AND/OR PIPING IF REQUIRED.
 - GAS PIPING SHOULD NOT NEED TO BE RAISED OR RELOCATED FOR RE-ROOFING. STAGE RE-ROOFING ACTIVITIES TO ALLOW REMOVAL AND REPLACEMENT OF GAS PIPE SUPPORTS AS REQUIRED SUCH THAT THE PIPING IS ADEQUATELY SUPPORTED WITHOUT THE NEED TO DISCONNECT OR MOVE PIPING.
 - REFER SPECIFICATIONS FOR PRICING ALTERNATE REGARDING CLEANING, PRIMING AND PAINTING OF GAS PIPING, HOT STACKS AND EMERGENCY ENGINE EXHAUST.
 - REPLACE ANY EXISTING BROKEN/ LEAKING CONDENSATE DRAIN LINES WITH NEW PVC LINES BACK TO HVAC UNIT.

ROOF AREAS A7, A8, B9, B10, C7 AND C8:
 - REMOVE EXISTING ROOFING, INSULATION AND ROOF FLASHINGS DOWN TO EXISTING DECK.

Demolition Plan Keynotes

- | | | |
|---|---|---|
| <p>01 AREA OF PROBABILITY OF MOISTURE-DAMAGED ROOFING INSULATION (REFER INFRARED MOISTURE SCAN REPORT DATED 05-24-17)- REMOVE EXISTING ROOFING AND INSULATION BACK TO EDGE OF COMPLETELY DRY EXISTING INSULATION. REFER DETAIL 01/R1.8 FOR INSULATION AND ROOFING INFILL TO REPAIR AREA.</p> <p>02 AREA OF PROBABILITY OF PONDING WATER ON TOP OF EXISTING ROOFING (REFER INFRARED MOISTURE SCAN REPORT DATED 05-24-17)- REMOVE EXISTING ROOFING, ADD NEW INSULATION TO CREATE POSITIVE SLOPE-TO-DRAIN AND INSTALL NEW ROOFING PLIES. REFER DETAIL 02/R1.8.</p> | <p>03 EXISTING TALL TV ANTENNA. BASE, BALLAST BLOCKS AND GUY WIRES TO BE REMOVED AND DISPOSED OF BY CONTRACTOR.</p> <p>04 EXISTING DISH, BASE AND BALLAST BLOCKS TO BE REMOVED AND DISPOSED OF BY CONTRACTOR.</p> <p>05 EXISTING TV DISH TO BE TEMPORARILY MOVED AND RESET BY CONTRACTOR AFTER ROOFING. CONTRACTOR IS RESPONSIBLE FOR COORDINATING REALIGNMENT WITH "DISH NETWORK" AND IS RESPONSIBLE FOR ALL REALIGNMENT COSTS.</p> <p>06 EXISTING TV DISH TO BE TEMPORARILY MOVED AND RESET BY CONTRACTOR AFTER ROOFING. CONTRACTOR IS RESPONSIBLE FOR COORDINATING REALIGNMENT WITH "REGINA RAMONE (972-547-5127)" AND IS RESPONSIBLE FOR ALL REALIGNMENT COSTS.</p> | <p>07 EXISTING TV DISH TO BE TEMPORARILY MOVED AND RESET AFTER ROOFING. CONTRACTOR IS RESPONSIBLE FOR COORDINATING REALIGNMENT WITH "DIRECT TV" AND IS RESPONSIBLE FOR ALL REALIGNMENT COSTS.</p> |
|---|---|---|



Legend

	PROBABLE WET INSULATION AREA		EXISTING SKYLIGHT		ROOFING CONTROL JOINT
	POSSIBLE WET INSULATION AREA		EXISTING CURB MOUNTED EXHAUST FAN		SCUPPER/ DOWNSPOUT
	AREA OF ROOF WATER PONDING		EXISTING CURB MOUNTED LARGE EXHAUST FAN		EXISTING OVERFLOW SCUPPER
	KEYNOTE- REFER "DEMOLITION PLAN KEYNOTES"		EMERGENCY ENGINE EXHAUST		EXISTING ROOF DRAIN
	EXISTING VENT PENETRATION		EXISTING A/C UNIT		EXISTING LADDER
	EXISTING ANTENNA		EXISTING ROOFTOP UNIT		AREA NOT IN SCOPE
	EXISTING CONDUIT PENETRATION		EXISTING VENT HOOD		DIRECTION OF ROOF SLOPE
	EXISTING INSULATED COOLANT LINE PENETRATION		EXISTING PIPE HOOD		ROOF CRICKET
	GAS LINE PENETRATION		EXISTING GAS PIPING		EXISTING RADAR DISH- RELOCATE TEMPORARILY UNTIL ROOFING IS COMPLETE
	EXISTING SMALL HOT STACK PENETRATION		EXISTING HVAC CONDENSATE LINES		
	EXISTING LARGE HOT STACK PENETRATION		EXISTING ROOF HATCH		
	EXISTING INSULATED PIPE PENETRATION				
	EXISTING CONDUIT IN SEALANT PAN				



Moisture Protection Technology Consultants, Inc.
 8750 N. Central Expwy., Suite 1730
 Dallas, Texas 75231
 Voice 214-363-2192
 Fax 214-363-2193



Date of Signing Dec. 20, 2017

Roof Recovery
Collin County Justice Center
for Collin County
McKinney, Texas

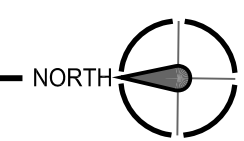
Drawn By TW
 Checked By TB
 Revisions

All drawings and written material appearing herein constitute original and unpublished work of the Architect, and may not be used or disclosed without prior written consent of the Architect.
 © 2017 DryTec Moisture Protection Technology Consultants, Inc.

Sheet Title
Demo Plan- Areas D1-D6

Project Number 46-17026N
 Scale: AS NOTED
 Date 12/20/17

Sheet No. **D1.4**
 05 of 21 Sheets



Demolition Plan General Notes

- PLEASE REFER INFRARED MOISTURE SCAN REPORT DATED 05-24-17. THERE ARE MULTIPLE ROOF AREAS SHOWN THAT APPEAR TO HAVE MOISTURE-DAMAGED ROOF INSULATION UNDERNEATH THE EXISTING ROOF MEMBRANE. THESE AREAS ARE NOTED ON THE DEMOLITION PLANS. FOR BIDDING PURPOSES, ASSUME 30% OF THE EXISTING ROOFING AND INSULATION WILL BE REMOVED AND REPLACED. LOG THE AMOUNT REPLACED DAILY AND UPON COMPLETION THE CONSTRUCTION COST WILL BE ADJUSTED BASED ON THE ACTUAL PERCENTAGE REPLACED. REFER BID DOCUMENTS FOR FURTHER INFORMATION.
- ROOF DEMOLITION
 - ALL ROOF AREAS (EXCEPT AS NOTED BELOW):
 - REMOVE AND REPLACE EXISTING ROOFING AND INSULATION IN AREAS DESIGNATED ON PLAN BY KEYNOTE 01.
 - REMOVE ROOFING IN AREAS DESIGNATED ON PLAN BY KEYNOTE 02. INSTALL NEW INSULATION TO CREATE POSITIVE DRAINAGE AND INSTALL NEW ROOFING.
 - SCRAPE AND REMOVE EXISTING LOOSE GRANULES FROM EXISTING CAP SHEET.
 - CUT OUT ALL EXISTING RIDGES, BUMPS AND BLISTERS FROM EXISTING ROOF MEMBRANE.
 - REMOVE ALL EXISTING BASE FLASHINGS AND PREPARE SURFACES TO RECEIVE NEW BASE FLASHINGS.
 - REMOVE ALL SHEET METAL COUNTER FLASHINGS.
 - PREPARE COPINGS FOR INSTALLATION OF NEW MEMBRANE.
 - REMOVE ALL EXISTING SHEET METAL "CONES" FROM BASE OF ROOF PENETRATIONS.
 - ROOFTOP HVAC UNITS: REFER DRAWINGS FOR UNITS THAT ARE TO BE RAISED FOR INSTALLATION OF NEW CURBS. WORK TO INCLUDE DISCONNECTION OF EXISTING ELECTRICAL CONNECTIONS, GAS PIPING AND CONDENSATE LINES. EXTEND AND RECONNECT ELECTRICAL, GAS AND CONDENSATE CONNECTIONS. PROVIDE 48 HOUR NOTICE TO OWNER PRIOR TO TAKING ANY UNIT OUT OF SERVICE.
 - ELECTRICAL CONDUITS AND CONDENSATE DRAIN PIPING: RAISE SUCH PIPING TEMPORARILY TO ACCOMMODATE THE INSTALLATION OF NEW ROOF SYSTEM. RECONNECT SUCH PIPING AS REQUIRED TO PROVIDE FUNCTIONING SYSTEM. INSTALL PIPE SUPPORTS AS SPECIFIED. PROVIDE 48 HOUR NOTICE TO OWNER PRIOR TO DISCONNECTING ANY ELECTRICAL AND/OR PIPING IF REQUIRED.
 - GAS PIPING SHOULD NOT NEED TO BE RAISED OR RELOCATED FOR RE-ROOFING. STAGE RE-ROOFING ACTIVITIES TO ALLOW REMOVAL AND REPLACEMENT OF GAS PIPE SUPPORTS AS REQUIRED SUCH THAT THE PIPING IS ADEQUATELY SUPPORTED WITHOUT THE NEED TO DISCONNECT OR MOVE PIPING.
 - REFER SPECIFICATIONS FOR PRICING ALTERNATE REGARDING CLEANING, PRIMING AND PAINTING OF GAS PIPING, HOT STACKS AND EMERGENCY ENGINE EXHAUST.
 - REPLACE ANY EXISTING BROKEN/ LEAKING CONDENSATE DRAIN LINES WITH NEW PVC LINES BACK TO HVAC UNIT.

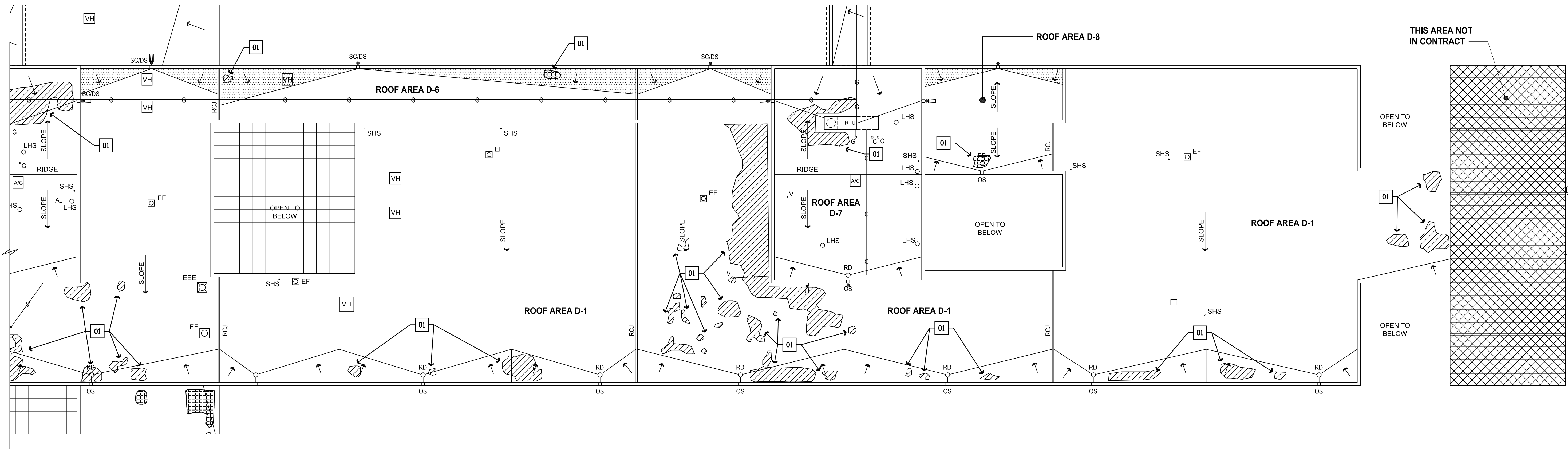
ROOF AREAS A7, A8, B9, B10, C7 AND C8:
 - REMOVE EXISTING ROOFING, INSULATION AND ROOF FLASHINGS DOWN TO EXISTING DECK.

Demolition Plan Keynotes

- | | | |
|---|---|---|
| <p>01 AREA OF PROBABILITY OF MOISTURE-DAMAGED ROOFING INSULATION (REFER INFRARED MOISTURE SCAN REPORT DATED 05-24-17)- REMOVE EXISTING ROOFING AND INSULATION BACK TO EDGE OF COMPLETELY DRY EXISTING INSULATION. REFER DETAIL 01/R1.8 FOR INSULATION AND ROOFING INFILL TO REPAIR AREA.</p> <p>02 AREA OF PROBABILITY OF PONDING WATER ON TOP OF EXISTING ROOFING (REFER INFRARED MOISTURE SCAN REPORT DATED 05-24-17)- REMOVE EXISTING ROOFING, ADD NEW INSULATION TO CREATE POSITIVE SLOPE-TO-DRAIN AND INSTALL NEW ROOFING PLIES. REFER DETAIL 02/R1.8.</p> | <p>03 EXISTING TALL TV ANTENNA, BASE, BALLAST BLOCKS AND GUY WIRES TO BE REMOVED AND DISPOSED OF BY CONTRACTOR.</p> <p>04 EXISTING DISH, BASE AND BALLAST BLOCKS TO BE REMOVED AND DISPOSED OF BY CONTRACTOR.</p> <p>05 EXISTING TV DISH TO BE TEMPORARILY MOVED AND RESET BY CONTRACTOR AFTER ROOFING. CONTRACTOR IS RESPONSIBLE FOR COORDINATING REALIGNMENT WITH "DISH NETWORK" AND IS RESPONSIBLE FOR ALL REALIGNMENT COSTS.</p> <p>06 EXISTING TV DISH TO BE TEMPORARILY MOVED AND RESET BY CONTRACTOR AFTER ROOFING. CONTRACTOR IS RESPONSIBLE FOR COORDINATING REALIGNMENT WITH "REGINA RAMONE (972-547-5127)" AND IS RESPONSIBLE FOR ALL REALIGNMENT COSTS.</p> | <p>07 EXISTING TV DISH TO BE TEMPORARILY MOVED AND RESET AFTER ROOFING. CONTRACTOR IS RESPONSIBLE FOR COORDINATING REALIGNMENT WITH "DIRECT TV" AND IS RESPONSIBLE FOR ALL REALIGNMENT COSTS.</p> |
|---|---|---|

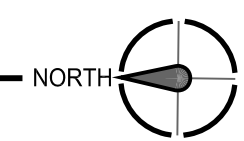
Legend

	PROBABLE WET INSULATION AREA		EXISTING SKYLIGHT		ROOFING CONTROL JOINT
	POSSIBLE WET INSULATION AREA		EXISTING CURB MOUNTED EXHAUST FAN		SCUPPER/ DOWNSPOUT
	AREA OF ROOF WATER PONDING		EXISTING CURB MOUNTED LARGE EXHAUST FAN		EXISTING OVERFLOW SCUPPER
	KEYNOTE- REFER "DEMOLITION PLAN KEYNOTES"		EMERGENCY ENGINE EXHAUST		EXISTING ROOF DRAIN
	EXISTING VENT PENETRATION		EXISTING A/C UNIT		EXISTING LADDER
	EXISTING ANTENNA		EXISTING ROOFTOP UNIT		AREA NOT IN SCOPE
	EXISTING CONDUIT PENETRATION		EXISTING VENT HOOD		DIRECTION OF ROOF SLOPE
	EXISTING INSULATED COOLANT LINE PENETRATION		EXISTING PIPE HOOD		ROOF CRICKET
	GAS LINE PENETRATION		EXISTING GAS PIPING		EXISTING RADAR DISH- RELOCATE TEMPORARILY UNTIL ROOFING IS COMPLETE
	EXISTING SMALL HOT STACK PENETRATION		EXISTING HVAC CONDENSATE LINES		
	EXISTING LARGE HOT STACK PENETRATION				
	EXISTING INSULATED PIPE PENETRATION				
	EXISTING CONDUIT IN SEALANT PAN				




01 Enlarged Roof Demo Plan - Roof Areas D1, D6, D7 AND D8

Scale: 1/16" = 1'-0"



Moisture Protection
 Technology
 Consultants, Inc.
 8750 N. Central Expwy,
 Suite 1730
 Dallas, Texas 75231
 Voice 214-363-2192
 Fax 214-363-2193



Date of Signing Dec. 20, 2017

Roof Recovery
 Collin County Justice Center
 for Collin County
 McKinney, Texas

Drawn By TW
 Checked By TB

Revisions

All drawings and written material appearing herein constitute original and unpublished work of the Architect and may not be used or disclosed without prior written consent of the Architect.
 © 2017 DryTec Moisture Protection Technology Consultants, Inc.

Sheet Title
**Demo Plan-
 Areas D1, D6,
 D7 and D8**

Project Number 46-17026N
 Scale: AS NOTED
 Date 12/20/17

Sheet No. **D15**
 06 of 21 Sheets

Demolition Plan General Notes

- PLEASE REFER INFRARED MOISTURE SCAN REPORT DATED 05-24-17. THERE ARE MULTIPLE ROOF AREAS SHOWN THAT APPEAR TO HAVE MOISTURE-DAMAGED ROOF INSULATION UNDERNEATH THE EXISTING ROOF MEMBRANE. THESE AREAS ARE NOTED ON THE DEMOLITION PLANS. FOR BIDDING PURPOSES, ASSUME 30% OF THE EXISTING ROOFING AND INSULATION WILL BE REMOVED AND REPLACED. LOG THE AMOUNT REPLACED DAILY AND UPON COMPLETION THE CONSTRUCTION COST WILL BE ADJUSTED BASED ON THE ACTUAL PERCENTAGE REPLACED. REFER BID DOCUMENTS FOR FURTHER INFORMATION.
- ROOF DEMOLITION
 - ALL ROOF AREAS (EXCEPT AS NOTED BELOW):
 - REMOVE AND REPLACE EXISTING ROOFING AND INSULATION IN AREAS DESIGNATED ON PLAN BY KEYNOTE 01.
 - REMOVE ROOFING IN AREAS DESIGNATED ON PLAN BY KEYNOTE 02. INSTALL NEW INSULATION TO CREATE POSITIVE DRAINAGE AND INSTALL NEW ROOFING.
 - SCRAPE AND REMOVE EXISTING LOOSE GRANULES FROM EXISTING CAP SHEET.
 - CUT OUT ALL EXISTING RIDGES, BUMPS AND BLISTERS FROM EXISTING ROOF MEMBRANE.
 - REMOVE ALL EXISTING BASE FLASHINGS AND PREPARE SURFACES TO RECEIVE NEW BASE FLASHINGS.
 - REMOVE ALL SHEET METAL COUNTER FLASHINGS.
 - PREPARE COPINGS FOR INSTALLATION OF NEW MEMBRANE.
 - REMOVE ALL EXISTING SHEET METAL "CONES" FROM BASE OF ROOF PENETRATIONS.
 - ROOFTOP HVAC UNITS: REFER DRAWINGS FOR UNITS THAT ARE TO BE RAISED FOR INSTALLATION OF NEW CURBS. WORK TO INCLUDE DISCONNECTION OF EXISTING ELECTRICAL CONNECTIONS, GAS PIPING AND CONDENSATE LINES. EXTEND AND RECONNECT ELECTRICAL, GAS AND CONDENSATE CONNECTIONS. PROVIDE 48 HOUR NOTICE TO OWNER PRIOR TO TAKING ANY UNIT OUT OF SERVICE.
 - ELECTRICAL CONDUITS AND CONDENSATE DRAIN PIPING: RAISE SUCH PIPING TEMPORARILY TO ACCOMMODATE THE INSTALLATION OF NEW ROOF SYSTEM. RECONNECT SUCH PIPING AS REQUIRED TO PROVIDE FUNCTIONING SYSTEM. INSTALL PIPE SUPPORTS AS SPECIFIED. PROVIDE 48 HOUR NOTICE TO OWNER PRIOR TO DISCONNECTING ANY ELECTRICAL AND/OR PIPING IF REQUIRED.
 - GAS PIPING SHOULD NOT NEED TO BE RAISED OR RELOCATED FOR RE-ROOFING. STAGE RE-ROOFING ACTIVITIES TO ALLOW REMOVAL AND REPLACEMENT OF GAS PIPE SUPPORTS AS REQUIRED SUCH THAT THE PIPING IS ADEQUATELY SUPPORTED WITHOUT THE NEED TO DISCONNECT OR MOVE PIPING.
 - REFER SPECIFICATIONS FOR PRICING ALTERNATE REGARDING CLEANING, PRIMING AND PAINTING OF GAS PIPING, HOT STACKS AND EMERGENCY ENGINE EXHAUST.
 - REPLACE ANY EXISTING BROKEN/ LEAKING CONDENSATE DRAIN LINES WITH NEW PVC LINES BACK TO HVAC UNIT.

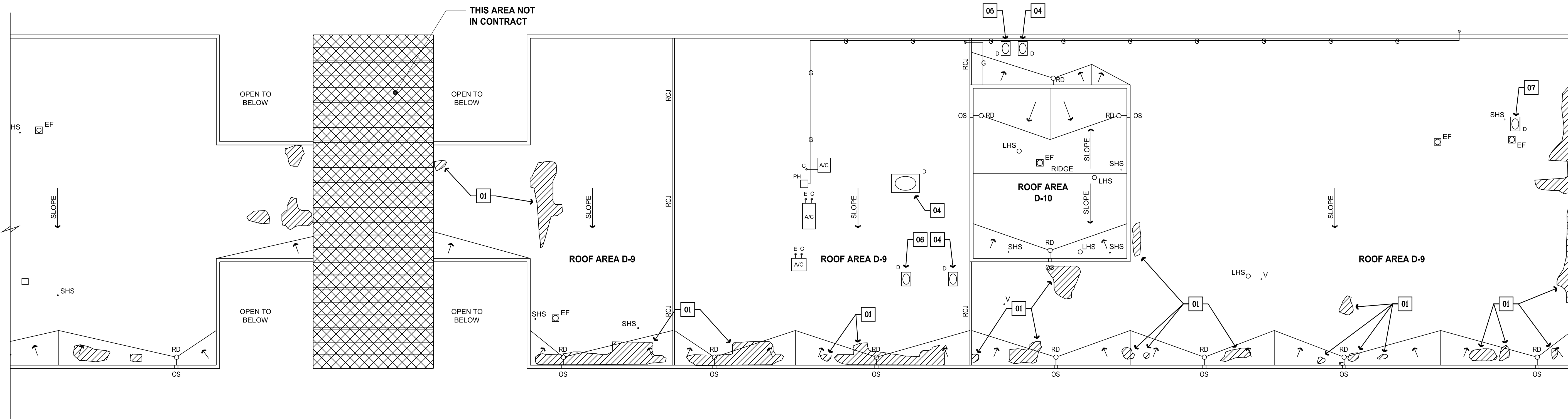
ROOF AREAS A7, A8, B9, B10, C7 AND C8:
 - REMOVE EXISTING ROOFING, INSULATION AND ROOF FLASHINGS DOWN TO EXISTING DECK.

Demolition Plan Keynotes

- | | | |
|---|---|---|
| <p>01 AREA OF PROBABILITY OF MOISTURE-DAMAGED ROOFING INSULATION (REFER INFRARED MOISTURE SCAN REPORT DATED 05-24-17)- REMOVE EXISTING ROOFING AND INSULATION BACK TO EDGE OF COMPLETELY DRY EXISTING INSULATION. REFER DETAIL 01/R1.8 FOR INSULATION AND ROOFING INFILL TO REPAIR AREA.</p> <p>02 AREA OF PROBABILITY OF PONDING WATER ON TOP OF EXISTING ROOFING (REFER INFRARED MOISTURE SCAN REPORT DATED 05-24-17)- REMOVE EXISTING ROOFING, ADD NEW INSULATION TO CREATE POSITIVE SLOPE-TO-DRAIN AND INSTALL NEW ROOFING PLIES. REFER DETAIL 02/R1.8.</p> | <p>03 EXISTING TALL TV ANTENNA, BASE, BALLAST BLOCKS AND GUY WIRES TO BE REMOVED AND DISPOSED OF BY CONTRACTOR.</p> <p>04 EXISTING DISH, BASE AND BALLAST BLOCKS TO BE REMOVED AND DISPOSED OF BY CONTRACTOR.</p> <p>05 EXISTING TV DISH TO BE TEMPORARILY MOVED AND RESET BY CONTRACTOR AFTER ROOFING. CONTRACTOR IS RESPONSIBLE FOR COORDINATING REALIGNMENT WITH "DISH NETWORK" AND IS RESPONSIBLE FOR ALL REALIGNMENT COSTS.</p> <p>06 EXISTING TV DISH TO BE TEMPORARILY MOVED AND RESET BY CONTRACTOR AFTER ROOFING. CONTRACTOR IS RESPONSIBLE FOR COORDINATING REALIGNMENT WITH "REGINA RAMONE (972-547-5127)" AND IS RESPONSIBLE FOR ALL REALIGNMENT COSTS.</p> | <p>07 EXISTING TV DISH TO BE TEMPORARILY MOVED AND RESET AFTER ROOFING. CONTRACTOR IS RESPONSIBLE FOR COORDINATING REALIGNMENT WITH "DIRECT TV" AND IS RESPONSIBLE FOR ALL REALIGNMENT COSTS.</p> |
|---|---|---|

Legend

	PROBABLE WET INSULATION AREA		EXISTING SKYLIGHT		ROOFING CONTROL JOINT
	POSSIBLE WET INSULATION AREA		EXISTING CURB MOUNTED EXHAUST FAN		SCUPPER/ DOWNSPOUT
	AREA OF ROOF WATER PONDING		EXISTING CURB MOUNTED LARGE EXHAUST FAN		EXISTING OVERFLOW SCUPPER
	KEYNOTE- REFER "DEMOLITION PLAN KEYNOTES"		EMERGENCY ENGINE EXHAUST		EXISTING ROOF DRAIN
	EXISTING VENT PENETRATION		EXISTING A/C UNIT		EXISTING LADDER
	EXISTING ANTENNA		EXISTING ROOFTOP UNIT		AREA NOT IN SCOPE
	EXISTING CONDUIT PENETRATION		EXISTING VENT HOOD		DIRECTION OF ROOF SLOPE
	EXISTING INSULATED COOLANT LINE PENETRATION		EXISTING PIPE HOOD		ROOF CRICKET
	GAS LINE PENETRATION		EXISTING GAS PIPING		EXISTING RADAR DISH- RELOCATE TEMPORARILY UNTIL ROOFING IS COMPLETE
	EXISTING SMALL HOT STACK PENETRATION		EXISTING HVAC CONDENSATE LINES		
	EXISTING LARGE HOT STACK PENETRATION		EXISTING ROOF HATCH		
	EXISTING INSULATED PIPE PENETRATION				
	EXISTING CONDUIT IN SEALANT PAN				



01 Enlarged Roof Demo Plan - Roof Areas D9, D10

Scale: 1/16" = 1'-0"



Roof Recovery
 Collin County Justice Center
 for Collin County
 McKinney, Texas

Drawn By TW
 Checked By TB
 Revisions

All drawings and written material appearing herein constitute original and unpublished work of the Architect and may not be used or disclosed without prior written consent of the Architect.
 © 2017 DryTec Moisture Protection Technology Consultants, Inc.


Sheet Title
Demolition Plan - Areas D9, D10

Project Number 46-17026N
 Scale: AS NOTED
 Date 12/20/17

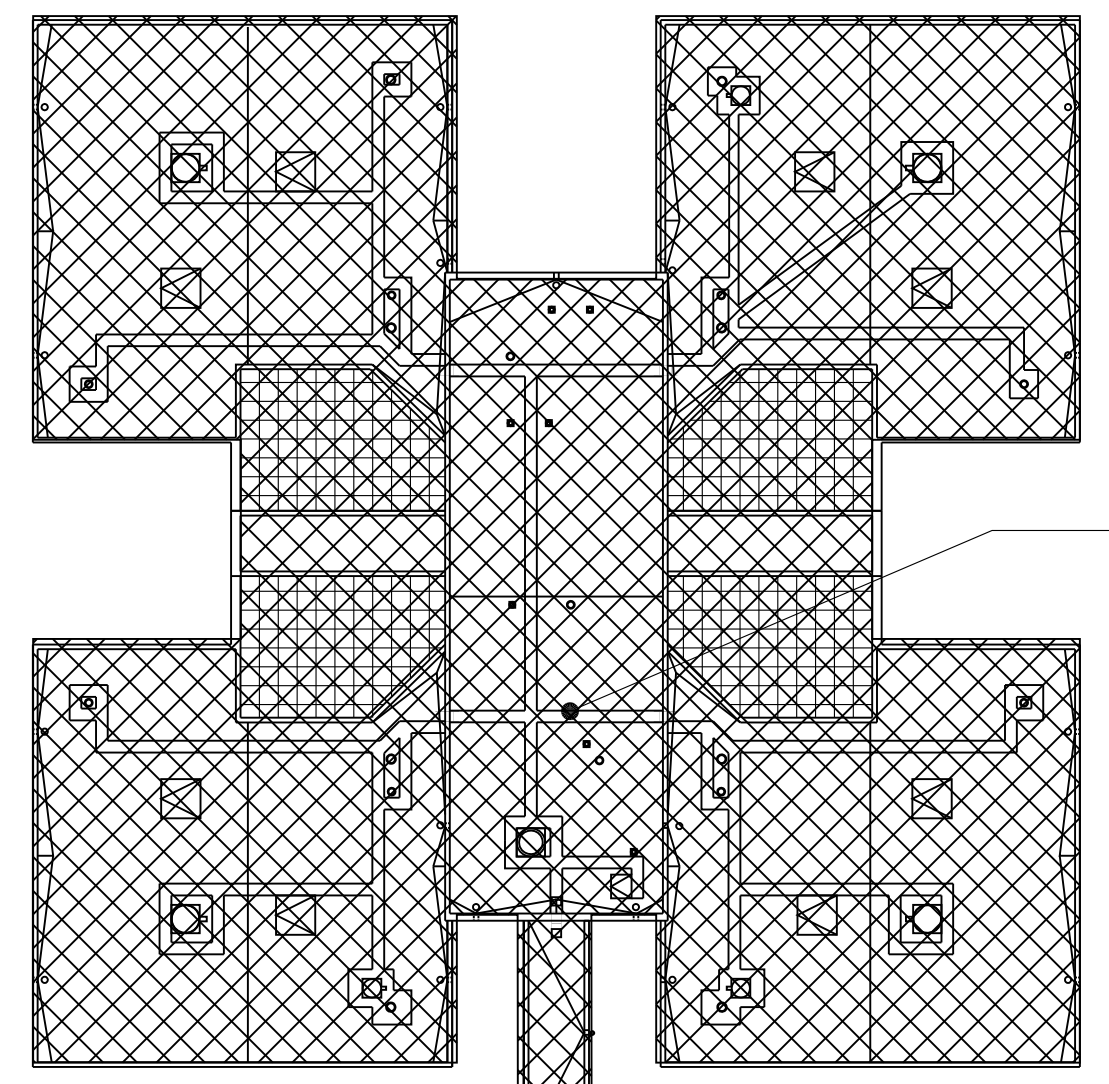

Sheet No. **D1.6**
 07 of 21 Sheets



Moisture Protection Technology Consultants, Inc.
 8750 N. Central Expwy., Suite 1730
 Dallas, Texas 75231
 Voice 214-363-2192
 Fax 214-363-2193



Date of Signing Dec. 20, 2017

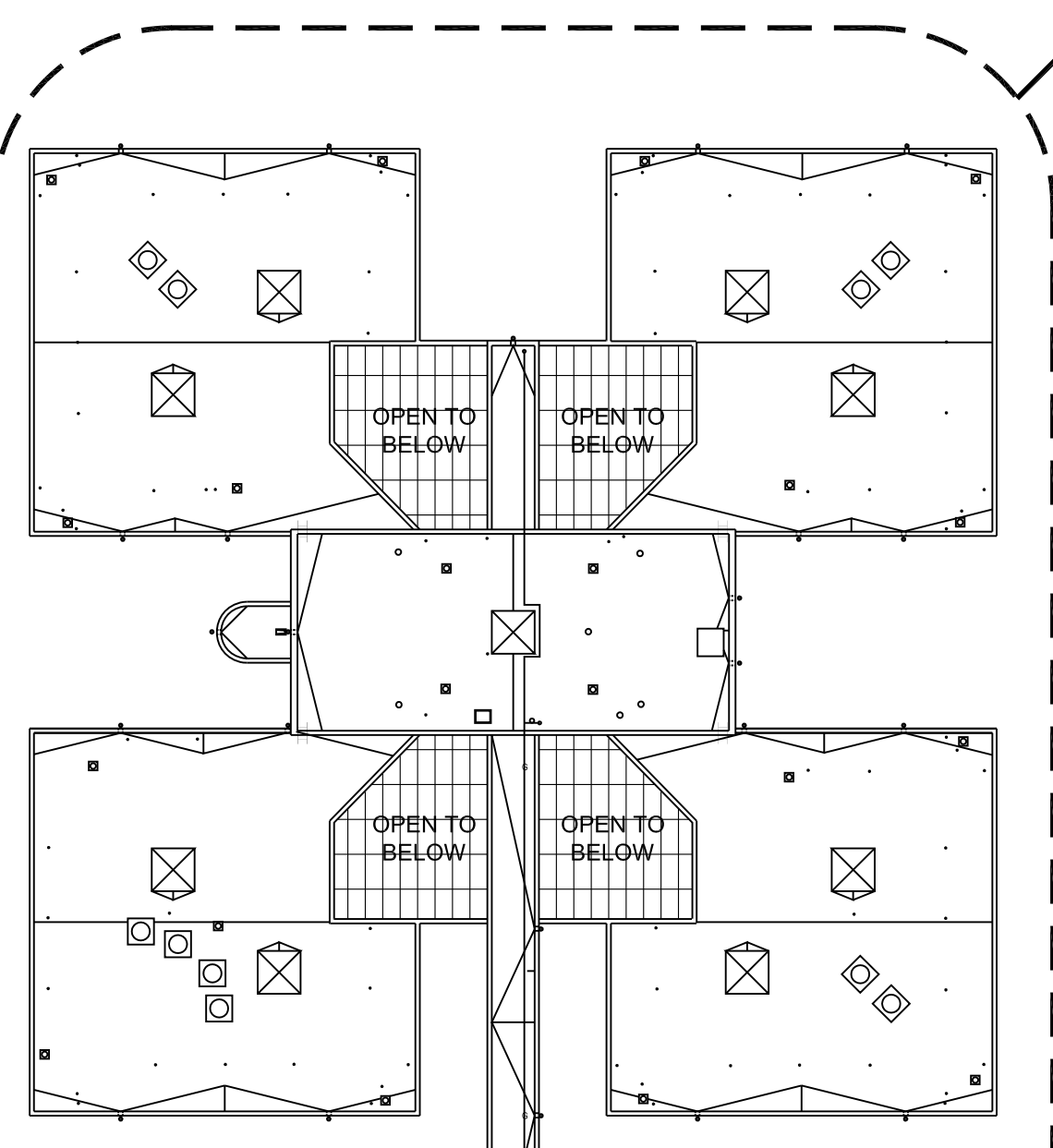
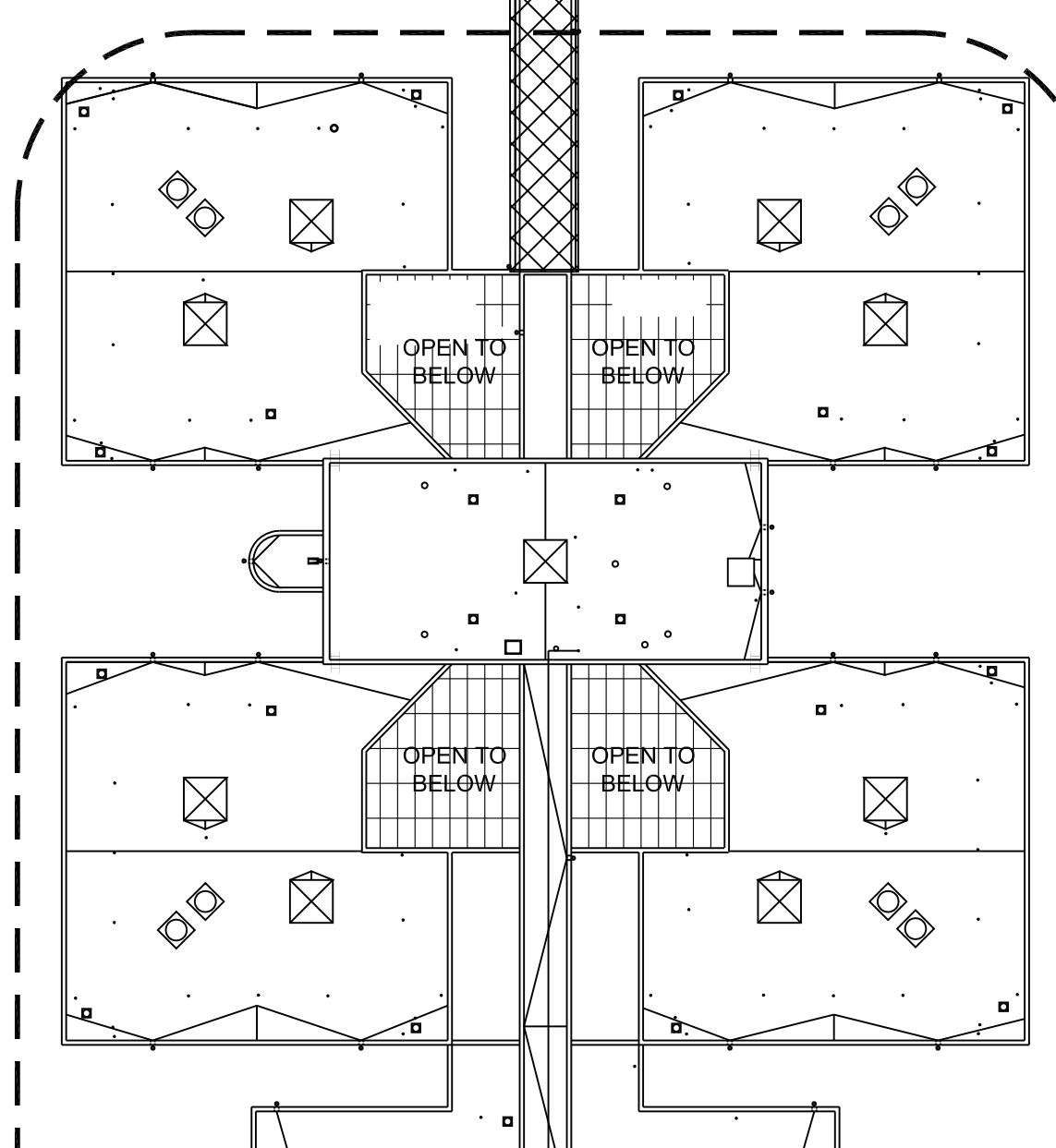
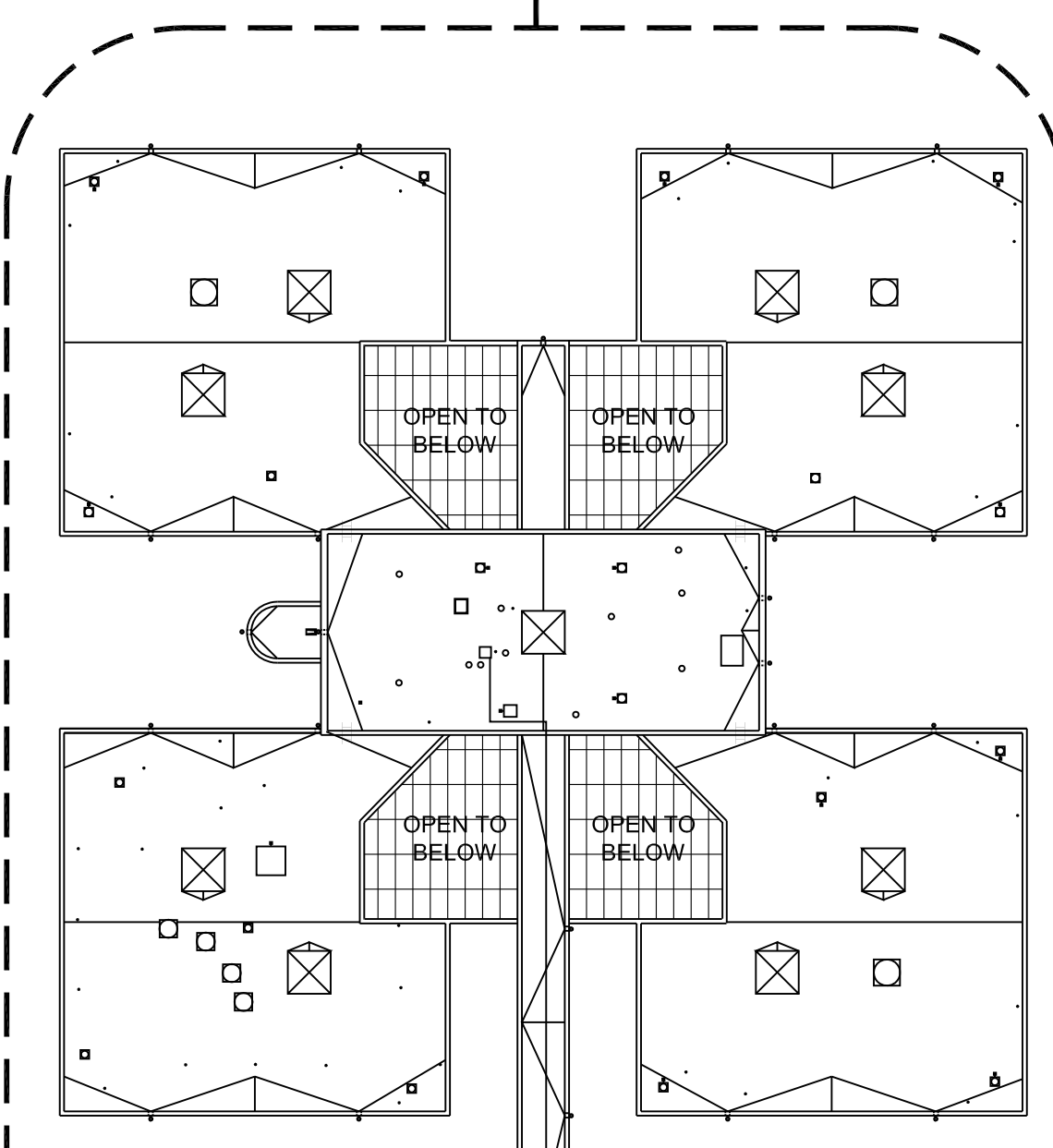


THIS AREA NOT IN CONTRACT

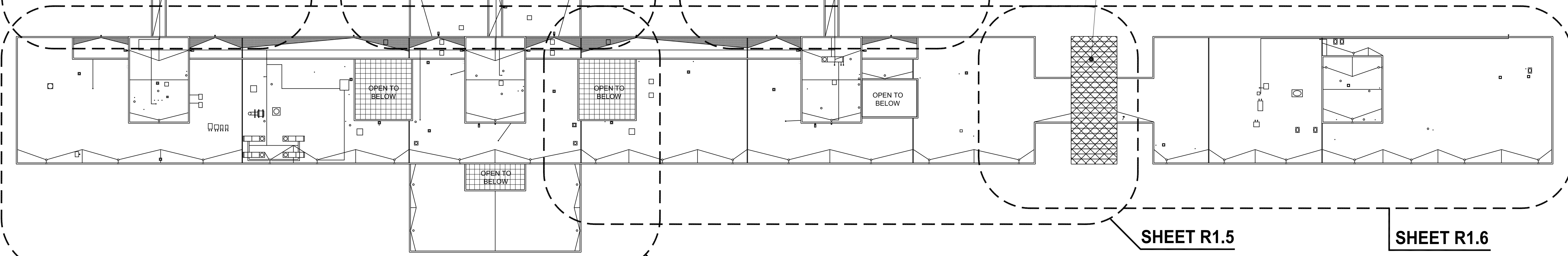
SHEET R1.1

SHEET R1.2

SHEET R1.3



THIS AREA NOT IN CONTRACT



SHEET R1.4

SHEET R1.5

SHEET R1.6

Roof Recovery
Collin County Justice Center
for Collin County
McKinney, Texas

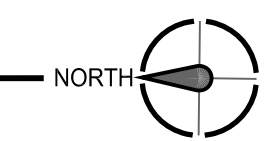
Drawn By	TW
Checked By	TB
Revisions	


All drawings and written material appearing herein constitute original and unpublished work of the Architect, and may not be used or disclosed without prior written consent of the Architect.
© 2017 DryTec Moisture Protection Technology Consultants, Inc.

Sheet Title
Overall Roof Keyplan

Project Number 46-17026N
Scale: AS NOTED
Date 12/20/17

Sheet No. **R1.0**
08 of 21 Sheets





New Construction General Notes

- REFER DEMOLITION PLANS FOR REPLACEMENT OF EXISTING MOISTURE DAMAGED INSULATION AND PREPARATION OF EXISTING ROOFING TO RECEIVE NEW ROOFING.
- CUT 6" LONG SLITS THROUGH CAP SHEET AND BASE PLY AT 3 FOOT ON CENTER BOTH WAYS IN ENTIRE ROOF RECOVERY AREA.
- SECURE ALL LOOSE EXISTING VENT HOODS.
- PROVIDE NEW WET-SEALING OF ALL EXISTING EXTERIOR SKYLIGHTS IN ACCORDANCE WITH SPECIFICATIONS SECTION 08 8900.

NEW ROOF RECOVERY SYSTEM

- ALL ROOF AREAS (EXCEPT AS NOTED BELOW):
- MINERAL SURFACED SBS MODIFIED BITUMEN ROOF MEMBRANE TORCH APPLIED OVER UNSURFACED BASE PLY TORCH APPLIED OVER PRIMED SURFACE OF EXISTING MODIFIED BITUMEN CAP SHEET AFTER ALL WET MATERIALS HAVE BEEN REMOVED AND REPLACED AND AFTER 6" SLITS ARE CUT INTO THE EXISTING ROOF SYSTEM THROUGH THE ROOFING MEMBRANE.
 - NOTE THAT ALL EXISTING BASE FLASHINGS ARE TO BE REMOVED AND REPLACED.
 - INSTALL NEW BASE FLASHINGS IN ALL LOCATIONS PER DETAILS.
 - REMOVE ALL SHEET METAL COUNTER FLASHINGS.
 - INSTALL NEW MEMBRANE AND COUNTER FLASHING AT ALL COPINGS PER DETAILS.
 - REMOVE ALL SHEET METAL "CONES" FROM EXISTING ROOF PENETRATIONS.
 - ROOFTOP HVAC UNITS: REFER DRAWINGS FOR UNITS THAT ARE TO BE RAISED FOR INSTALLATION OF NEW CURBS. WORK TO INCLUDE DISCONNECTION OF EXISTING ELECTRICAL CONNECTIONS, GAS PIPING AND CONDENSATE LINES. EXTEND AND RECONNECT ELECTRICAL, GAS AND CONDENSATE CONNECTIONS. PROVIDE 48 HOUR NOTICE TO OWNER PRIOR TO TAKING ANY UNIT OUT OF SERVICE.
 - ELECTRICAL CONDUITS AND CONDENSATE DRAIN PIPING: RAISE SUCH PIPING TEMPORARILY TO ACCOMMODATE THE INSTALLATION OF NEW ROOF SYSTEM. RECONNECT SUCH PIPING AS REQUIRED TO PROVIDE FUNCTIONING SYSTEM. INSTALL PIPE SUPPORTS AS SPECIFIED. PROVIDE 48 HOUR NOTICE TO OWNER PRIOR TO DISCONNECTING ANY ELECTRICAL AND/OR PIPING IF REQUIRED.
 - GAS PIPING SHOULD NOT NEED TO BE RAISED OR RELOCATED FOR RE-ROOFING. STAGE RE-ROOFING ACTIVITIES TO ALLOW REMOVAL AND REPLACEMENT OF GAS PIPE SUPPORTS AS REQUIRED SUCH THAT THE PIPING IS ADEQUATELY SUPPORTED WITHOUT THE NEED TO DISCONNECT OR MOVE PIPING.

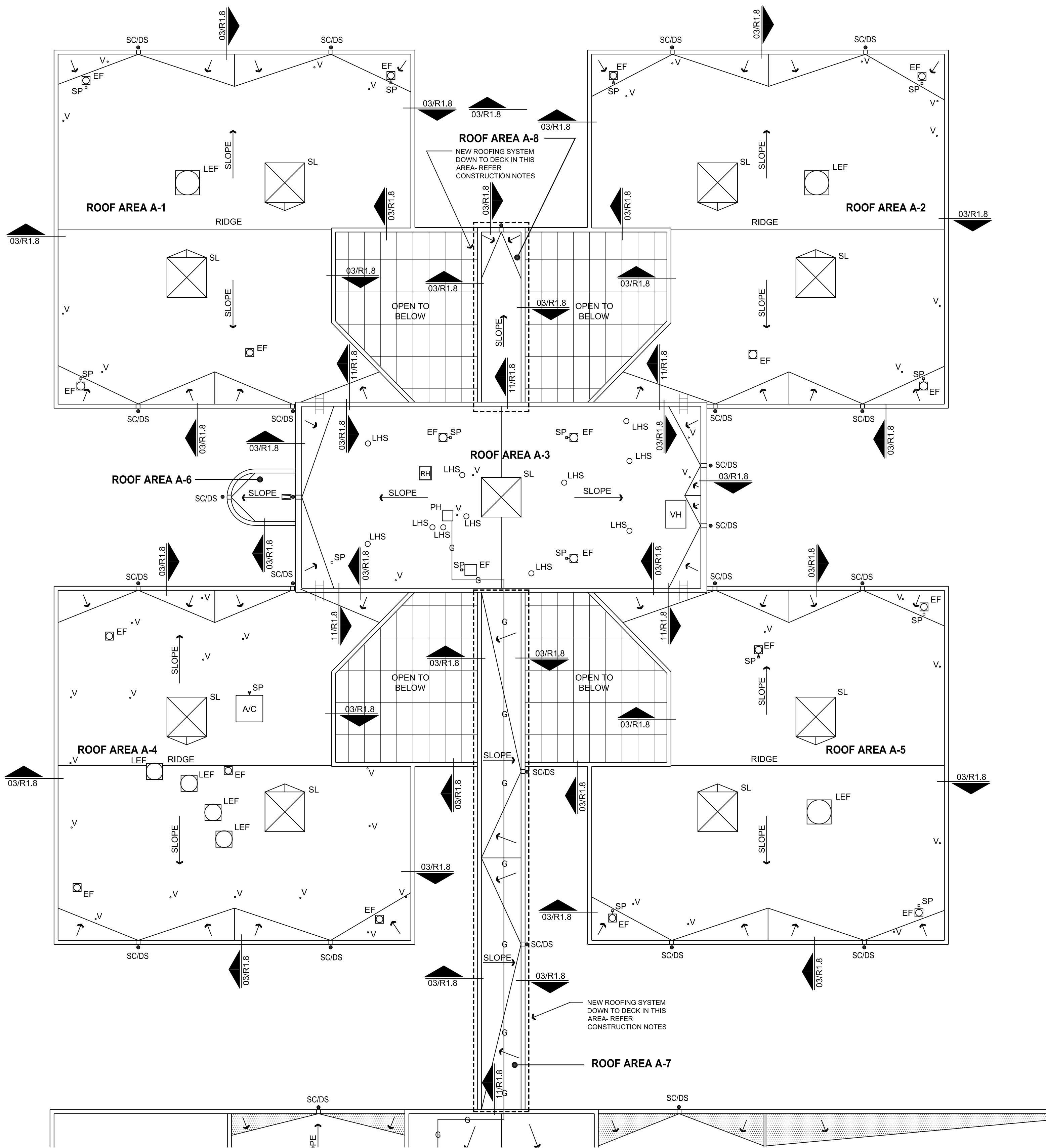
NEW ROOFING SYSTEM

- ROOF AREAS A7, A8, B9, B10, C7 AND C8:
- MINERAL SURFACED SBS MODIFIED BITUMEN ROOF MEMBRANE TORCH APPLIED OVER UNSURFACED BASE PLY TORCH APPLIED OVER 1/2" GYPSUM SHEATHING ADHERED TO 3/4" MINIMUM THICKNESS 1/2" PER FOOT TAPERED POLYISOCYANURATE INSULATION ADHERED TO 2" THICK POLYISOCYANURATE INSULATION MECHANICALLY FASTENED TO EXISTING DECK. FORM CRICKETS WITH 1/2" PER FOOT TAPERED POLYISOCYANURATE INSULATION.

- ALL SIGHT EXPOSED ROOFING RELATED SHEET METAL VISIBLE FROM GROUND LEVEL TO BE FORMED OUT OF PRE-FINISHED SHEET METAL.
- ALL NON SIGHT EXPOSED ROOFING RELATED SHEET METAL NOT VISIBLE FROM GROUND LEVEL TO BE FORMED OUT OF GALVANIZED SHEET METAL.
- PROVIDE WALK PADS AT THE BASE AND THE TOP OF ALL ROOF ACCESS LADDERS AND THREE SIDES OF ROOF HATCH.
- INSTALL INSULATION CRICKETS ON THE HIGH SIDE OF ALL ROOF CURBS.
- REFER SPECIFICATIONS FOR PRICING ALTERNATE REGARDING CLEANING, PRIMING AND PAINTING OF GAS PIPING, HOT STACKS AND EMERGENCY ENGINE EXHAUST.
- ALL GAS, CONDENSATE AND ELECTRICAL CONDUIT LINES TO BE SUPPORTED PER DETAILS.
- REPLACE MISSING SPLASH BLOCKS AT OUTLET OF ANY DOWNSPOUTS THAT DRAIN ONTO ROOF AREAS.

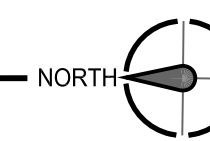
Legend

	EXISTING SKYLIGHT- REFER DETAIL 01/R1.7		EXISTING A/C UNIT, REFER DETAIL 04/R1.7		EXISTING RADAR DISH- RELOCATE TEMPORARILY UNTIL ROOFING IS COMPLETE
	EXISTING CURB MOUNTED EXHAUST FAN- REFER DETAIL 02/R1.7		EXISTING ROOFTOP UNIT, REFER DETAIL 04/R1.7 AND 12/R1.7		AREA NOT IN SCOPE
	EXISTING CURB MOUNTED LARGE EXHAUST FAN- REFER DETAIL 04/R1.7		EXISTING VENT HOOD- REFER DETAIL 04/R1.7 SIM		DIRECTION OF ROOF SLOPE
	EMERGENCY ENGINE EXHAUST- REFER DETAIL 13/R1.7 SIM		EXISTING PIPE HOOD- REFER DETAIL 07/R1.7		ROOF CRICKET
	EXISTING VENT PENETRATION- REFER DETAIL 05/R1.7		EXISTING GAS PIPING- REFER 09/R1.7 FOR SUPPORT DETAIL		REMOVE EXISTING ROOFING AND INSULATION, INSTALL NEW TAPERED INSULATION- REFER 02/R1.8
	EXISTING ANTENNA- REFER DETAIL 05/R1.7 (SIM)		EXISTING HVAC CONDENSATE LINES- REFER 08/R1.7 FOR SUPPORT DETAIL		SECTION DETAIL REFERENCE
	EXISTING CONDUIT PENETRATION- REFER DETAIL 05/R1.7		EXISTING ROOF HATCH- REFER DETAIL 03/R1.7		DETAIL REFERENCE
	EXISTING INSULATED COOLANT LINE PENETRATION- REFER DETAIL 06/R1.7		ROOFING CONTROL JOINT, REFER TO DETAIL 08/R1.8		SCUPPER/ DOWNSPOUT- REFER TO DETAIL 10/R1.8
	GAS LINE PENETRATION- REFER DETAIL 05/R1.7		EXISTING OVERFLOW SCUPPER- REFER TO DETAIL 10/R1.8		EXISTING ROOF DRAIN- REFER TO DETAIL 11/R1.7
	EXISTING SMALL HOT STACK PENETRATION- REFER DETAIL 10/R1.7		EXISTING OVERFLOW SCUPPER- REFER TO DETAIL 10/R1.8		EXISTING LADDER
	EXISTING LARGE HOT STACK PENETRATION- REFER DETAIL 13/R1.7		EXISTING ROOF DRAIN- REFER TO DETAIL 11/R1.7		
	EXISTING INSULATED PIPE PENETRATION- REFER DETAIL 06/R1.7				
	EXISTING CONDUIT IN SEALANT PAN- REFER DETAIL 05/R1.8				



01 Enlarged Roof Plan - Roof Areas A1 through A7

Scale: 1/16" = 1'-0"



Roof Recovery
Collin County Justice Center
for Collin County
McKinney, Texas

Drawn By TW
Checked By TB


Revisions

All drawings and written material appearing herein constitute original and unpublished work of the Architect and may not be used or disclosed without prior written consent of the Architect.
© 2017 DryTec Moisture Protection Technology Consultants, Inc.

Sheet Title
**Roof Plan-
Areas A1-A8**

Project Number 46-17026N
Scale: AS NOTED
Date 12/20/17

Sheet No. **R1.1**
09 of 21 Sheets



Date of Signing Dec. 20, 2017

New Construction General Notes

- REFER DEMOLITION PLANS FOR REPLACEMENT OF EXISTING MOISTURE DAMAGED INSULATION AND PREPARATION OF EXISTING ROOFING TO RECEIVE NEW ROOFING.
- CUT 6" LONG SLITS THROUGH CAP SHEET AND BASE PLY AT 3 FOOT ON CENTER BOTH WAYS IN ENTIRE ROOF RECOVERY AREA.
- SECURE ALL LOOSE EXISTING VENT HOODS.
- PROVIDE NEW WET-SEALING OF ALL EXISTING EXTERIOR SKYLIGHTS IN ACCORDANCE WITH SPECIFICATIONS SECTION 08 8900.

NEW ROOF RECOVERY SYSTEM

- ALL ROOF AREAS (EXCEPT AS NOTED BELOW):
- MINERAL SURFACED SBS MODIFIED BITUMEN ROOF MEMBRANE TORCH APPLIED OVER UNSURFACED BASE PLY TORCH APPLIED OVER PRIMED SURFACE OF EXISTING MODIFIED BITUMEN CAP SHEET AFTER ALL WET MATERIALS HAVE BEEN REMOVED AND REPLACED AND AFTER 6" SLITS ARE CUT INTO THE EXISTING ROOF SYSTEM THROUGH THE ROOFING MEMBRANE.
 - NOTE THAT ALL EXISTING BASE FLASHINGS ARE TO BE REMOVED AND REPLACED.
 - INSTALL NEW BASE FLASHINGS IN ALL LOCATIONS PER DETAILS.
 - REMOVE ALL SHEET METAL COUNTER FLASHINGS.
 - INSTALL NEW MEMBRANE AND COUNTER FLASHING AT ALL COPINGS PER DETAILS.
 - REMOVE ALL SHEET METAL "CONES" FROM EXISTING ROOF PENETRATIONS.
 - ROOFTOP HVAC UNITS: REFER DRAWINGS FOR UNITS THAT ARE TO BE RAISED FOR INSTALLATION OF NEW CURBS. WORK TO INCLUDE DISCONNECTION OF EXISTING ELECTRICAL CONNECTIONS, GAS PIPING AND CONDENSATE LINES. EXTEND AND RECONNECT ELECTRICAL, GAS AND CONDENSATE CONNECTIONS. PROVIDE 48 HOUR NOTICE TO OWNER PRIOR TO TAKING ANY UNIT OUT OF SERVICE.
 - ELECTRICAL CONDUITS AND CONDENSATE DRAIN PIPING: RAISE SUCH PIPING TEMPORARILY TO ACCOMMODATE THE INSTALLATION OF NEW ROOF SYSTEM. RECONNECT SUCH PIPING AS REQUIRED TO PROVIDE FUNCTIONING SYSTEM. INSTALL PIPE SUPPORTS AS SPECIFIED. PROVIDE 48 HOUR NOTICE TO OWNER PRIOR TO DISCONNECTING ANY ELECTRICAL AND/OR PIPING IF REQUIRED.
 - GAS PIPING SHOULD NOT NEED TO BE RAISED OR RELOCATED FOR RE-ROOFING. STAGE RE-ROOFING ACTIVITIES TO ALLOW REMOVAL AND REPLACEMENT OF GAS PIPE SUPPORTS AS REQUIRED SUCH THAT THE PIPING IS ADEQUATELY SUPPORTED WITHOUT THE NEED TO DISCONNECT OR MOVE PIPING.

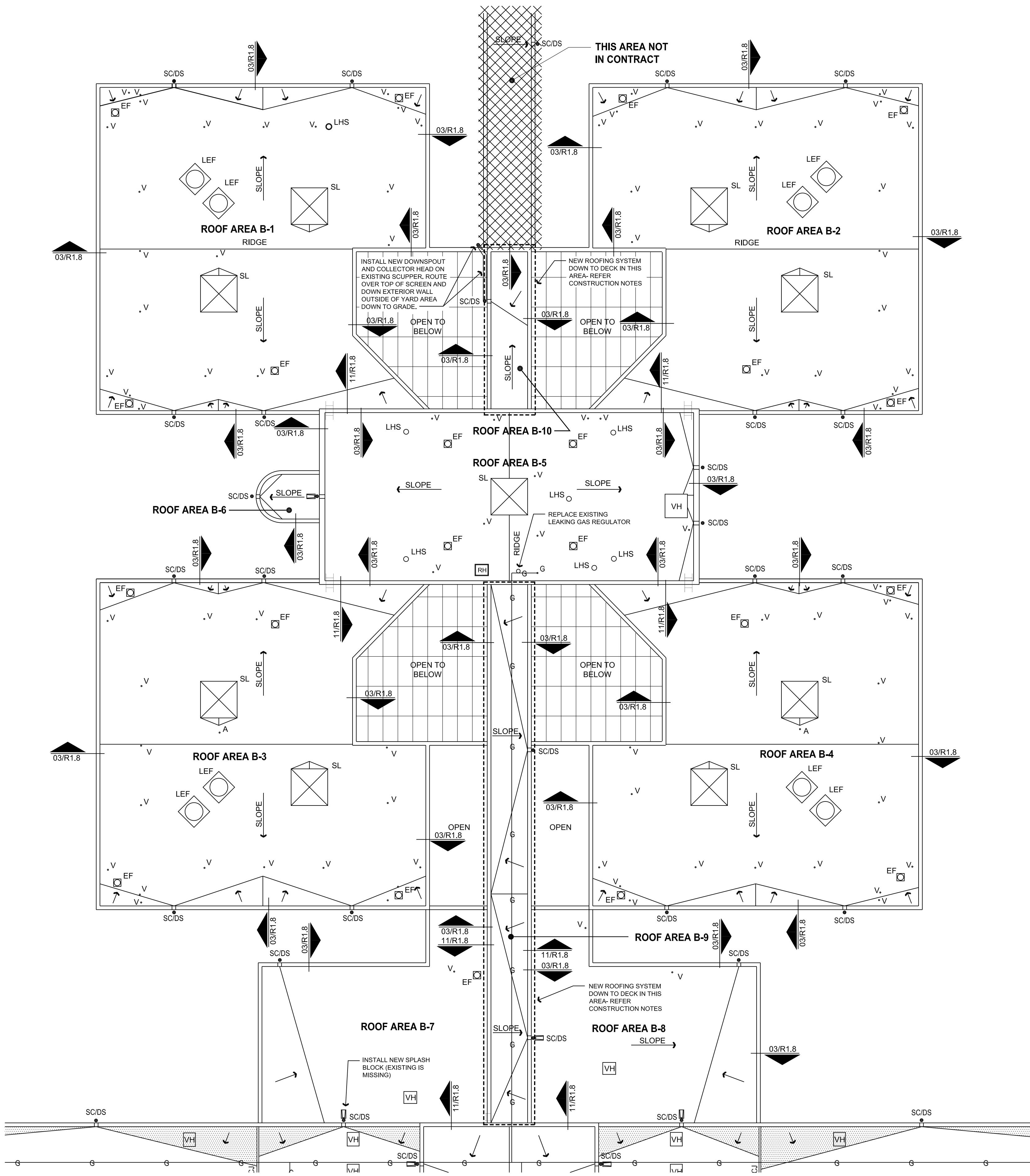
NEW ROOFING SYSTEM

- ROOF AREAS A7, A8, B9, B10, C7 AND C8:
- MINERAL SURFACED SBS MODIFIED BITUMEN ROOF MEMBRANE TORCH APPLIED OVER UNSURFACED BASE PLY TORCH APPLIED OVER 1/2" GYPSUM SHEATHING ADHERED TO 1/2" MINIMUM THICKNESS 1/2" PER FOOT TAPERED POLYISOCYANURATE INSULATION ADHERED TO 2" THICK POLYISOCYANURATE INSULATION MECHANICALLY FASTENED TO EXISTING DECK. FORM CRICKETS WITH 1/2" PER FOOT TAPERED POLYISOCYANURATE INSULATION.

- ALL SIGHT EXPOSED ROOFING RELATED SHEET METAL VISIBLE FROM GROUND LEVEL TO BE FORMED OUT OF PRE-FINISHED SHEET METAL.
- ALL NON SIGHT EXPOSED ROOFING RELATED SHEET METAL NOT VISIBLE FROM GROUND LEVEL TO BE FORMED OUT OF GALVANIZED SHEET METAL.
- PROVIDE WALK PADS AT THE BASE AND THE TOP OF ALL ROOF ACCESS LADDERS AND THREE SIDES OF ROOF HATCH.
- INSTALL INSULATION CRICKETS ON THE HIGH SIDE OF ALL ROOF CURBS.
- REFER SPECIFICATIONS FOR PRICING ALTERNATE REGARDING CLEANING, PRIMING AND PAINTING OF GAS PIPING, HOT STACKS AND EMERGENCY ENGINE EXHAUST.
- ALL GAS, CONDENSATE AND ELECTRICAL CONDUIT LINES TO BE SUPPORTED PER DETAILS.
- REPLACE MISSING SPLASH BLOCKS AT OUTLET OF ANY DOWNSPOUTS THAT DRAIN ONTO ROOF AREAS.

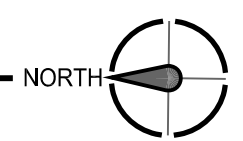
Legend

	EXISTING SKYLIGHT- REFER DETAIL 01/R1.7		EXISTING A/C UNIT, REFER DETAIL 04/R1.7		EXISTING RADAR DISH- RELOCATE TEMPORARILY UNTIL ROOFING IS COMPLETE
	EXISTING CURB MOUNTED EXHAUST FAN- REFER DETAIL 02/R1.7		EXISTING ROOFTOP UNIT, REFER DETAIL 04/R1.7 AND 12/R1.7		AREA NOT IN SCOPE
	EXISTING CURB MOUNTED LARGE EXHAUST FAN- REFER DETAIL 04/R1.7		EXISTING VENT HOOD- REFER DETAIL 04/R1.7 SIM		DIRECTION OF ROOF SLOPE
	EMERGENCY ENGINE EXHAUST- REFER DETAIL 13/R1.7 SIM		EXISTING PIPE HOOD- REFER DETAIL 07/R1.7		ROOF CRICKET
	EXISTING VENT PENETRATION- REFER DETAIL 05/R1.7		EXISTING GAS PIPING- REFER 09/R1.7 FOR SUPPORT DETAIL		REMOVE EXISTING ROOFING AND INSULATION, INSTALL NEW TAPERED INSULATION- REFER 02/R1.8
	EXISTING ANTENNA- REFER DETAIL 05/R1.7 (SIM)		EXISTING HVAC CONDENSATE LINES- REFER 08/R1.7 FOR SUPPORT DETAIL		SECTION DETAIL REFERENCE
	EXISTING CONDUIT PENETRATION- REFER DETAIL 05/R1.7		EXISTING ROOF HATCH- REFER DETAIL 03/R1.7		DETAIL REFERENCE
	EXISTING INSULATED COOLANT LINE PENETRATION- REFER DETAIL 06/R1.7		ROOFING CONTROL JOINT, REFER TO DETAIL 08/R1.8		
	GAS LINE PENETRATION- REFER DETAIL 05/R1.7		SCUPPER/ DOWNSPOUT- REFER TO DETAIL 10/R1.8		
	EXISTING SMALL HOT STACK PENETRATION- REFER DETAIL 10/R1.7		EXISTING OVERFLOW SCUPPER- REFER TO DETAIL 10/R1.8		
	EXISTING LARGE HOT STACK PENETRATION- REFER DETAIL 13/R1.7		EXISTING ROOF DRAIN- REFER TO DETAIL 11/R1.7		
	EXISTING INSULATED PIPE PENETRATION- REFER DETAIL 06/R1.7		EXISTING LADDER		
	EXISTING CONDUIT IN SEALANT PAN- REFER DETAIL 05/R1.8				



01 Enlarged Roof Plan - Roof Areas B1 through B9

Scale: 1/16" = 1'-0"



Roof Recovery
Collin County Justice Center
for Collin County
McKinney, Texas

Drawn By TW
Checked By TB

Revisions

All drawings and written material appearing herein constitute original and unpublished work of the Architect, and may not be used or disclosed without prior written consent of the Architect.
© 2017 DryTec Moisture Protection Technology Consultants, Inc.

Sheet Title
Roof Plan- Areas B1-B10

Project Number 46-17026N
Scale: AS NOTED
Date 12/20/17

Sheet No. **R1.2**
10 of 21 Sheets



New Construction General Notes

- REFER DEMOLITION PLANS FOR REPLACEMENT OF EXISTING MOISTURE DAMAGED INSULATION AND PREPARATION OF EXISTING ROOFING TO RECEIVE NEW ROOFING.
- CUT 6" LONG SLITS THROUGH CAP SHEET AND BASE PLY AT 3 FOOT ON CENTER BOTH WAYS IN ENTIRE ROOF RECOVERY AREA.
- SECURE ALL LOOSE EXISTING VENT HOODS.
- PROVIDE NEW WET-SEALING OF ALL EXISTING EXTERIOR SKYLIGHTS IN ACCORDANCE WITH SPECIFICATIONS SECTION 08 8900.

NEW ROOF RECOVERY SYSTEM

- ALL ROOF AREAS (EXCEPT AS NOTED BELOW):
- MINERAL SURFACED SBS MODIFIED BITUMEN ROOF MEMBRANE TORCH APPLIED OVER UNSURFACED BASE PLY TORCH APPLIED OVER PRIMED SURFACE OF EXISTING MODIFIED BITUMEN CAP SHEET AFTER ALL WET MATERIALS HAVE BEEN REMOVED AND REPLACED AND AFTER 6" SLITS ARE CUT INTO THE EXISTING ROOF SYSTEM THROUGH THE ROOFING MEMBRANE.
 - NOTE THAT ALL EXISTING BASE FLASHINGS ARE TO BE REMOVED AND REPLACED.
 - INSTALL NEW BASE FLASHINGS IN ALL LOCATIONS PER DETAILS.
 - REMOVE ALL SHEET METAL COUNTER FLASHINGS.
 - INSTALL NEW MEMBRANE AND COUNTER FLASHING AT ALL COPINGS PER DETAILS.
 - REMOVE ALL SHEET METAL "CONES" FROM EXISTING ROOF PENETRATIONS.
 - ROOFTOP HVAC UNITS: REFER DRAWINGS FOR UNITS THAT ARE TO BE RAISED FOR INSTALLATION OF NEW CURBS. WORK TO INCLUDE DISCONNECTION OF EXISTING ELECTRICAL CONNECTIONS, GAS PIPING AND CONDENSATE LINES. EXTEND AND RECONNECT ELECTRICAL, GAS AND CONDENSATE CONNECTIONS. PROVIDE 48 HOUR NOTICE TO OWNER PRIOR TO TAKING ANY UNIT OUT OF SERVICE.
 - ELECTRICAL CONDUITS AND CONDENSATE DRAIN PIPING: RAISE SUCH PIPING TEMPORARILY TO ACCOMMODATE THE INSTALLATION OF NEW ROOF SYSTEM. RECONNECT SUCH PIPING AS REQUIRED TO PROVIDE FUNCTIONING SYSTEM. INSTALL PIPE SUPPORTS AS SPECIFIED. PROVIDE 48 HOUR NOTICE TO OWNER PRIOR TO DISCONNECTING ANY ELECTRICAL AND/OR PIPING IF REQUIRED.
 - GAS PIPING SHOULD NOT NEED TO BE RAISED OR RELOCATED FOR RE-ROOFING. STAGE RE-ROOFING ACTIVITIES TO ALLOW REMOVAL AND REPLACEMENT OF GAS PIPE SUPPORTS AS REQUIRED SUCH THAT THE PIPING IS ADEQUATELY SUPPORTED WITHOUT THE NEED TO DISCONNECT OR MOVE PIPING.

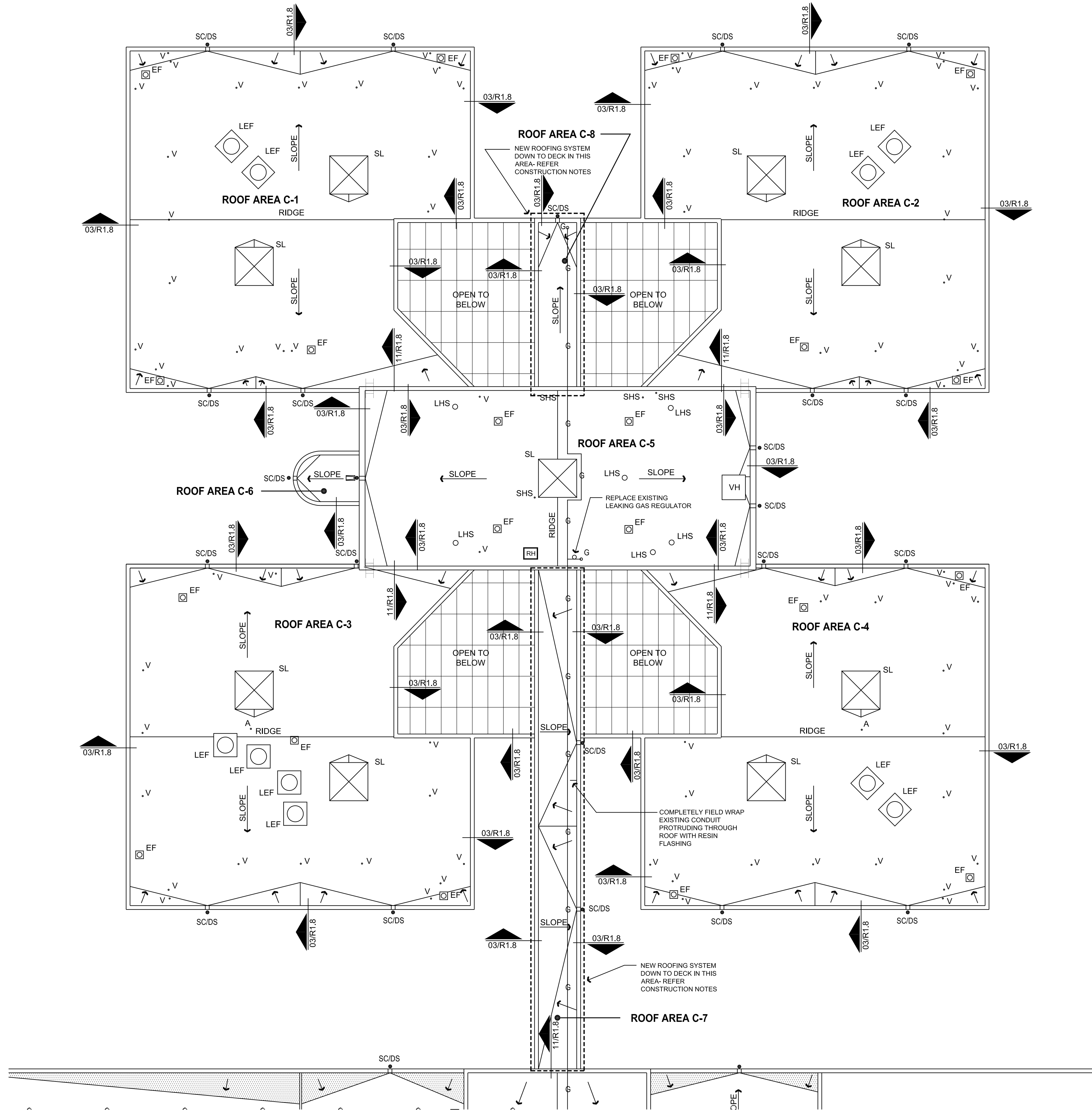
NEW ROOFING SYSTEM

- ROOF AREAS A7, A8, B9, B10, C7 AND C8:
- MINERAL SURFACED SBS MODIFIED BITUMEN ROOF MEMBRANE TORCH APPLIED OVER UNSURFACED BASE PLY TORCH APPLIED OVER 1/2" GYPSUM SHEATHING ADHERED TO 3/4" MINIMUM THICKNESS 1/2" PER FOOT TAPERED POLYISOCYANURATE INSULATION ADHERED TO 2" THICK POLYISOCYANURATE INSULATION MECHANICALLY FASTENED TO EXISTING DECK. FORM CRICKETS WITH 1/2" PER FOOT TAPERED POLYISOCYANURATE INSULATION.

- ALL SIGHT EXPOSED ROOFING RELATED SHEET METAL VISIBLE FROM GROUND LEVEL TO BE FORMED OUT OF PRE-FINISHED SHEET METAL.
- ALL NON SIGHT EXPOSED ROOFING RELATED SHEET METAL NOT VISIBLE FROM GROUND LEVEL TO BE FORMED OUT OF GALVANIZED SHEET METAL.
- PROVIDE WALK PADS AT THE BASE AND THE TOP OF ALL ROOF ACCESS LADDERS AND THREE SIDES OF ROOF HATCH.
- INSTALL INSULATION CRICKETS ON THE HIGH SIDE OF ALL ROOF CURBS.
- REFER SPECIFICATIONS FOR PRICING ALTERNATE REGARDING CLEANING, PRIMING AND PAINTING OF GAS PIPING, HOT STACKS AND EMERGENCY ENGINE EXHAUST.
- ALL GAS, CONDENSATE AND ELECTRICAL CONDUIT LINES TO BE SUPPORTED PER DETAILS.
- REPLACE MISSING SPLASH BLOCKS AT OUTLET OF ANY DOWNSPOUTS THAT DRAIN ONTO ROOF AREAS.

Legend

	EXISTING SKYLIGHT- REFER DETAIL 01/R1.7		EXISTING A/C UNIT, REFER DETAIL 04/R1.7		EXISTING RADAR DISH- RELOCATE TEMPORARILY UNTIL ROOFING IS COMPLETE
	EXISTING CURB MOUNTED EXHAUST FAN- REFER DETAIL 02/R1.7		EXISTING ROOFTOP UNIT, REFER DETAIL 04/R1.7 AND 12/R1.7		AREA NOT IN SCOPE
	EXISTING CURB MOUNTED LARGE EXHAUST FAN- REFER DETAIL 04/R1.7		EXISTING VENT HOOD- REFER DETAIL 04/R1.7 SIM		DIRECTION OF ROOF SLOPE
	EMERGENCY ENGINE EXHAUST- REFER DETAIL 13/R1.7 SIM		EXISTING PIPE HOOD- REFER DETAIL 07/R1.7		ROOF CRICKET
	EXISTING VENT PENETRATION- REFER DETAIL 05/R1.7		EXISTING GAS PIPING- REFER 09/R1.7 FOR SUPPORT DETAIL		REMOVE EXISTING ROOFING AND INSULATION, INSTALL NEW TAPERED INSULATION- REFER 02/R1.8
	EXISTING ANTENNA- REFER DETAIL 05/R1.7 (SIM)		EXISTING HVAC CONDENSATE LINES- REFER 08/R1.7 FOR SUPPORT DETAIL		SECTION DETAIL REFERENCE
	EXISTING CONDUIT PENETRATION- REFER DETAIL 05/R1.7		EXISTING ROOF HATCH- REFER DETAIL 03/R1.7		DETAIL REFERENCE
	EXISTING INSULATED COOLANT LINE PENETRATION- REFER DETAIL 06/R1.7		ROOFING CONTROL JOINT, REFER TO DETAIL 08/R1.8		
	GAS LINE PENETRATION- REFER DETAIL 05/R1.7		SCUPPER/ DOWNSPOUT- REFER TO DETAIL 10/R1.8		
	EXISTING SMALL HOT STACK PENETRATION- REFER DETAIL 10/R1.7		EXISTING OVERFLOW SCUPPER- REFER TO DETAIL 10/R1.8		
	EXISTING LARGE HOT STACK PENETRATION- REFER DETAIL 13/R1.7		EXISTING ROOF DRAIN- REFER TO DETAIL 11/R1.7		
	EXISTING INSULATED PIPE PENETRATION- REFER DETAIL 06/R1.7		EXISTING LADDER		
	EXISTING CONDUIT IN SEALANT PAN- REFER DETAIL 05/R1.8				



01 Enlarged Roof Plan - Roof Areas C1 through C7

Scale: 1/16" = 1'-0"



Roof Recovery
 Collin County Justice Center
 for Collin County
 McKinney, Texas

Drawn By TW
Checked By TB

Revisions

All drawings and written material appearing herein constitute original and unpublished work of the Architect, and may not be used or disclosed without prior written consent of the Architect.
© 2017 DryTec Moisture Protection Technology Consultants, Inc.

Sheet Title
**Roof Plan-
Areas C1-C8**

Project Number 46-17026N
Scale: AS NOTED
Date 12/20/17

Sheet No. **R1.3**
11 of 21 Sheets

New Construction General Notes

- REFER DEMOLITION PLANS FOR REPLACEMENT OF EXISTING MOISTURE DAMAGED INSULATION AND PREPARATION OF EXISTING ROOFING TO RECEIVE NEW ROOFING.
- CUT 6" LONG SLITS THROUGH CAP SHEET AND BASE PLY AT 3 FOOT ON CENTER BOTH WAYS IN ENTIRE ROOF RECOVERY AREA.
- SECURE ALL LOOSE EXISTING VENT HOODS.
- PROVIDE NEW WET-SEALING OF ALL EXISTING EXTERIOR SKYLIGHTS IN ACCORDANCE WITH SPECIFICATIONS SECTION 08 8900.

NEW ROOF RECOVERY SYSTEM

ALL ROOF AREAS (EXCEPT AS NOTED BELOW):

- MINERAL SURFACED SBS MODIFIED BITUMEN ROOF MEMBRANE TORCH APPLIED OVER UNSURFACED BASE PLY TORCH APPLIED OVER PRIMED SURFACE OF EXISTING MODIFIED BITUMEN CAP SHEET AFTER ALL WET MATERIALS HAVE BEEN REMOVED AND REPLACED AND AFTER 6" SLITS ARE CUT INTO THE EXISTING ROOF SYSTEM THROUGH THE ROOFING MEMBRANE.
- NOTE THAT ALL EXISTING BASE FLASHINGS ARE TO BE REMOVED AND REPLACED.
- INSTALL NEW BASE FLASHINGS IN ALL LOCATIONS PER DETAILS.
- REMOVE ALL SHEET METAL COUNTER FLASHINGS.
- INSTALL NEW MEMBRANE AND COUNTER FLASHING AT ALL COPINGS PER DETAILS.
- REMOVE ALL SHEET METAL "CONES" FROM EXISTING ROOF PENETRATIONS.
- ROOFTOP HVAC UNITS: REFER DRAWINGS FOR UNITS THAT ARE TO BE RAISED FOR INSTALLATION OF NEW CURBS. WORK TO INCLUDE DISCONNECTION OF EXISTING ELECTRICAL CONNECTIONS, GAS PIPING AND CONDENSATE LINES. EXTEND AND RECONNECT ELECTRICAL, GAS AND CONDENSATE CONNECTIONS. PROVIDE 48 HOUR NOTICE TO OWNER PRIOR TO TAKING ANY UNIT OUT OF SERVICE.
- ELECTRICAL CONDUITS AND CONDENSATE DRAIN PIPING: RAISE SUCH PIPING TEMPORARILY TO ACCOMMODATE THE INSTALLATION OF NEW ROOF SYSTEM. RECONNECT SUCH PIPING AS REQUIRED TO PROVIDE FUNCTIONING SYSTEM. INSTALL PIPE SUPPORTS AS SPECIFIED. PROVIDE 48 HOUR NOTICE TO OWNER PRIOR TO DISCONNECTING ANY ELECTRICAL AND/OR PIPING IF REQUIRED.
- GAS PIPING SHOULD NOT NEED TO BE RAISED OR RELOCATED FOR RE-ROOFING. STAGE RE-ROOFING ACTIVITIES TO ALLOW REMOVAL AND REPLACEMENT OF GAS PIPE SUPPORTS AS REQUIRED SUCH THAT THE PIPING IS ADEQUATELY SUPPORTED WITHOUT THE NEED TO DISCONNECT OR MOVE PIPING.

NEW ROOFING SYSTEM

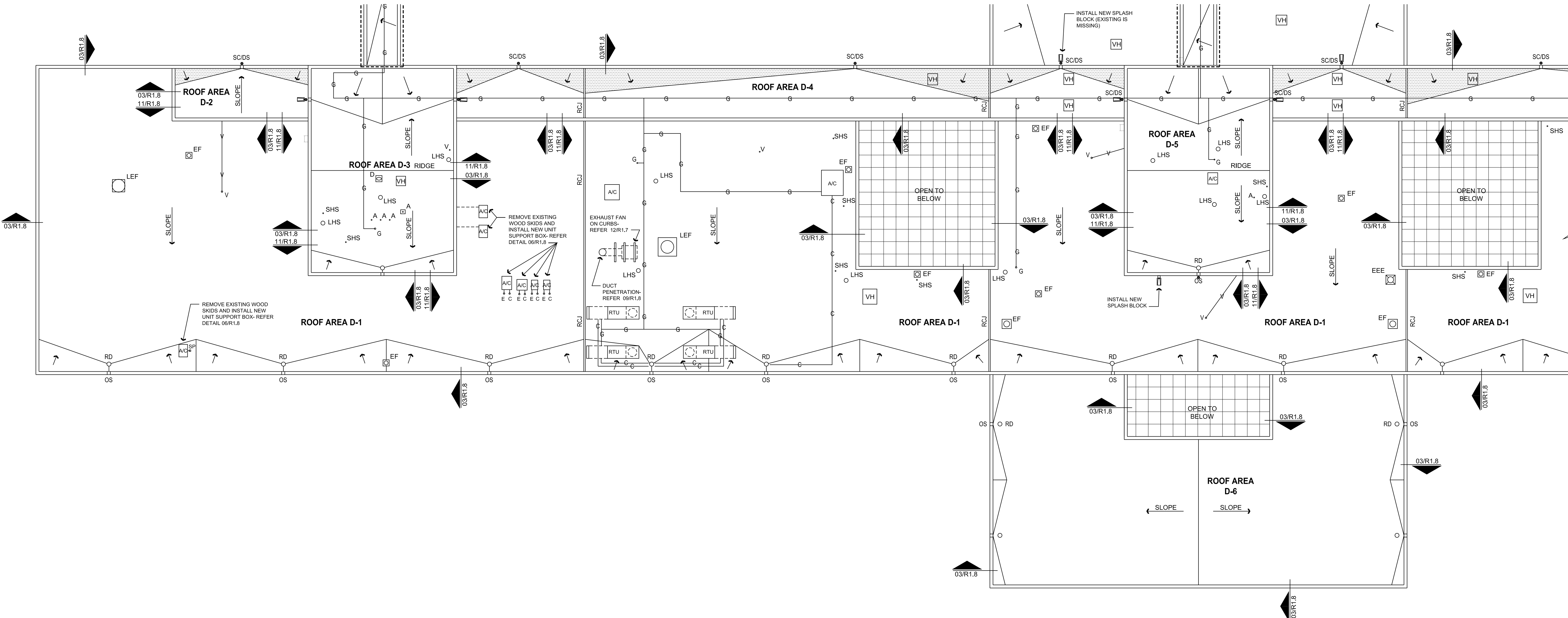
ROOF AREAS A7, A8, B9, B10, C7 AND C8:

- MINERAL SURFACED SBS MODIFIED BITUMEN ROOF MEMBRANE TORCH APPLIED OVER UNSURFACED BASE PLY TORCH APPLIED OVER 1/2" GYPSUM SHEATHING ADHERED TO 1/2" MINIMUM THICKNESS 1/2" PER FOOT TAPERED POLYISOCYANURATE INSULATION ADHERED TO 2" THICK POLYISOCYANURATE INSULATION MECHANICALLY FASTENED TO EXISTING DECK. FORM CRICKETS WITH 1/2" PER FOOT TAPERED POLYISOCYANURATE INSULATION.

- ALL SIGHT EXPOSED ROOFING RELATED SHEET METAL VISIBLE FROM GROUND LEVEL TO BE FORMED OUT OF PRE-FINISHED SHEET METAL.
- ALL NON SIGHT EXPOSED ROOFING RELATED SHEET METAL NOT VISIBLE FROM GROUND LEVEL TO BE FORMED OUT OF GALVANIZED SHEET METAL.
- PROVIDE WALK PADS AT THE BASE AND THE TOP OF ALL ROOF ACCESS LADDERS AND THREE SIDES OF ROOF HATCH.
- INSTALL INSULATION CRICKETS ON THE HIGH SIDE OF ALL ROOF CURBS.
- REFER SPECIFICATIONS FOR PRICING ALTERNATE REGARDING CLEANING, PRIMING AND PAINTING OF GAS PIPING, HOT STACKS AND EMERGENCY ENGINE EXHAUST.
- ALL GAS, CONDENSATE AND ELECTRICAL CONDUIT LINES TO BE SUPPORTED PER DETAILS.
- REPLACE MISSING SPLASH BLOCKS AT OUTLET OF ANY DOWNSPOUTS THAT DRAIN ONTO ROOF AREAS.

Legend

	EXISTING SKYLIGHT- REFER DETAIL 01/R1.7		EXISTING A/C UNIT, REFER DETAIL 04/R1.7		EXISTING RADAR DISH- RELOCATE TEMPORARILY UNTIL ROOFING IS COMPLETE
	EXISTING CURB MOUNTED EXHAUST FAN- REFER DETAIL 02/R1.7		EXISTING ROOFTOP UNIT, REFER DETAIL 04/R1.7 AND 12/R1.7		AREA NOT IN SCOPE
	EXISTING CURB MOUNTED LARGE EXHAUST FAN- REFER DETAIL 04/R1.7		EXISTING VENT HOOD- REFER DETAIL 04/R1.7 SIM		DIRECTION OF ROOF SLOPE
	EMERGENCY ENGINE EXHAUST- REFER DETAIL 13/R1.7 SIM		EXISTING PIPE HOOD- REFER DETAIL 07/R1.7		ROOF CRICKET
	EXISTING VENT PENETRATION- REFER DETAIL 05/R1.7		EXISTING GAS PIPING- REFER 09/R1.7 FOR SUPPORT DETAIL		REMOVE EXISTING ROOFING AND INSULATION, INSTALL NEW TAPERED INSULATION- REFER 02/R1.8
	EXISTING ANTENNA- REFER DETAIL 05/R1.7 (SIM)		EXISTING HVAC CONDENSATE LINES- REFER 08/R1.7 FOR SUPPORT DETAIL		SECTION DETAIL REFERENCE
	EXISTING CONDUIT PENETRATION- REFER DETAIL 05/R1.7		EXISTING ROOF HATCH- REFER DETAIL 03/R1.7		DETAIL REFERENCE
	EXISTING INSULATED COOLANT LINE PENETRATION- REFER DETAIL 06/R1.7		ROOFING CONTROL JOINT, REFER TO DETAIL 09/R1.8		
	GAS LINE PENETRATION- REFER DETAIL 05/R1.7		SCUPPER/ DOWNSPOUT- REFER TO DETAIL 10/R1.8		
	EXISTING SMALL HOT STACK PENETRATION- REFER DETAIL 10/R1.7		EXISTING OVERFLOW SCUPPER- REFER TO DETAIL 10/R1.8		
	EXISTING LARGE HOT STACK PENETRATION- REFER DETAIL 13/R1.7		EXISTING ROOF DRAIN- REFER TO DETAIL 11/R1.7		
	EXISTING INSULATED PIPE PENETRATION- REFER DETAIL 06/R1.7		EXISTING LADDER		
	EXISTING CONDUIT IN SEALANT PAN- REFER DETAIL 05/R1.8				



Moisture Protection Technology Consultants, Inc.
 8750 N. Central Expwy., Suite 1730
 Dallas, Texas 75231
 Voice 214-363-2192
 Fax 214-363-2193



Date of Signing Dec. 20, 2017

Roof Recovery
Collin County Justice Center
for Collin County
McKinney, Texas

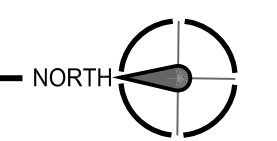
Drawn By TW
 Checked By TB
 Revisions

All drawings and written material appearing herein constitute original and unpublished work of the Architect, and may not be used or disclosed without prior written consent of the Architect.
 © 2017 DryTec Moisture Protection Technology Consultants, Inc.

Sheet Title
Roof Plan- Areas D1-D6

Project Number 46-17026N
 Scale: AS NOTED
 Date 12/20/17

Sheet No. **R1.4**
 12 of 21 Sheets



New Construction General Notes

- REFER DEMOLITION PLANS FOR REPLACEMENT OF EXISTING MOISTURE DAMAGED INSULATION AND PREPARATION OF EXISTING ROOFING TO RECEIVE NEW ROOFING.
- CUT 6" LONG SLITS THROUGH CAP SHEET AND BASE PLY AT 3 FOOT ON CENTER BOTH WAYS IN ENTIRE ROOF RECOVERY AREA.
- SECURE ALL LOOSE EXISTING VENT HOODS.
- PROVIDE NEW WET-SEALING OF ALL EXISTING EXTERIOR SKYLIGHTS IN ACCORDANCE WITH SPECIFICATIONS SECTION 08 8900.

NEW ROOF RECOVERY SYSTEM

ALL ROOF AREAS (EXCEPT AS NOTED BELOW):

- MINERAL SURFACED SBS MODIFIED BITUMEN ROOF MEMBRANE TORCH APPLIED OVER UNSURFACED BASE PLY TORCH APPLIED OVER PRIMED SURFACE OF EXISTING MODIFIED BITUMEN CAP SHEET AFTER ALL WET MATERIALS HAVE BEEN REMOVED AND REPLACED AND AFTER 6" SLITS ARE CUT INTO THE EXISTING ROOF SYSTEM THROUGH THE ROOFING MEMBRANE.
- NOTE THAT ALL EXISTING BASE FLASHINGS ARE TO BE REMOVED AND REPLACED.
- INSTALL NEW BASE FLASHINGS IN ALL LOCATIONS PER DETAILS.
- REMOVE ALL SHEET METAL COUNTER FLASHINGS.
- INSTALL NEW MEMBRANE AND COUNTER FLASHING AT ALL COPINGS PER DETAILS.
- REMOVE ALL SHEET METAL "CONES" FROM EXISTING ROOF PENETRATIONS.
- ROOFTOP HVAC UNITS: REFER DRAWINGS FOR UNITS THAT ARE TO BE RAISED FOR INSTALLATION OF NEW CURBS. WORK TO INCLUDE DISCONNECTION OF EXISTING ELECTRICAL CONNECTIONS, GAS PIPING AND CONDENSATE LINES. EXTEND AND RECONNECT ELECTRICAL, GAS AND CONDENSATE CONNECTIONS. PROVIDE 48 HOUR NOTICE TO OWNER PRIOR TO TAKING ANY UNIT OUT OF SERVICE.
- ELECTRICAL CONDUITS AND CONDENSATE DRAIN PIPING: RAISE SUCH PIPING TEMPORARILY TO ACCOMMODATE THE INSTALLATION OF NEW ROOF SYSTEM. RECONNECT SUCH PIPING AS REQUIRED TO PROVIDE FUNCTIONING SYSTEM. INSTALL PIPE SUPPORTS AS SPECIFIED. PROVIDE 48 HOUR NOTICE TO OWNER PRIOR TO DISCONNECTING ANY ELECTRICAL AND/OR PIPING IF REQUIRED.
- GAS PIPING SHOULD NOT NEED TO BE RAISED OR RELOCATED FOR RE-ROOFING. STAGE RE-ROOFING ACTIVITIES TO ALLOW REMOVAL AND REPLACEMENT OF GAS PIPE SUPPORTS AS REQUIRED SUCH THAT THE PIPING IS ADEQUATELY SUPPORTED WITHOUT THE NEED TO DISCONNECT OR MOVE PIPING.

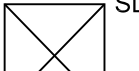
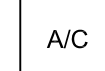

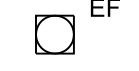




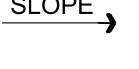


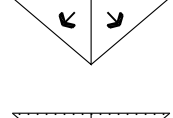
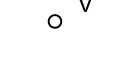


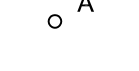

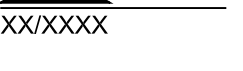
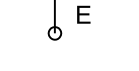


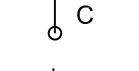

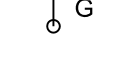
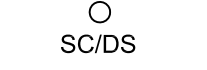
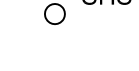

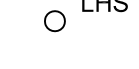
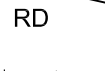
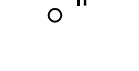
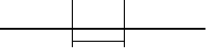
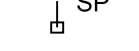
NEW ROOFING SYSTEM

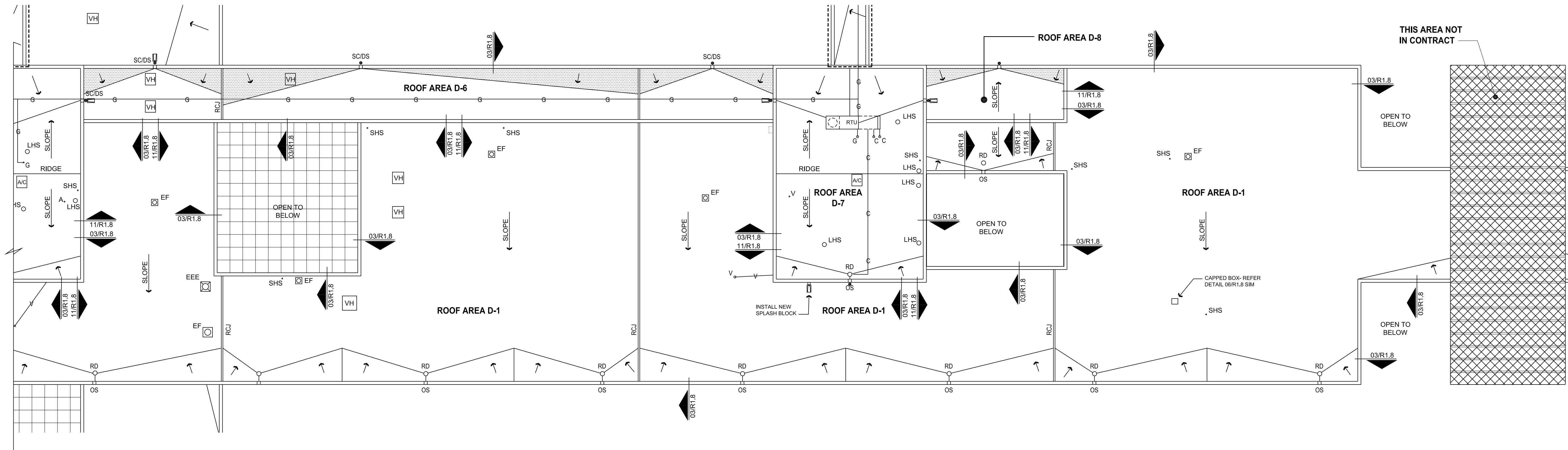
ROOF AREAS A7, A8, B9, B10, C7 AND C8:

- MINERAL SURFACED SBS MODIFIED BITUMEN ROOF MEMBRANE TORCH APPLIED OVER UNSURFACED BASE PLY TORCH APPLIED OVER 1/2" GYPSUM SHEATHING ADHERED TO 1/2" MINIMUM THICKNESS 1/2" PER FOOT TAPERED POLYISOCYANURATE INSULATION ADHERED TO 2" THICK POLYISOCYANURATE INSULATION MECHANICALLY FASTENED TO EXISTING DECK. FORM CRICKETS WITH 1/2" PER FOOT TAPERED POLYISOCYANURATE INSULATION.

- ALL SIGHT EXPOSED ROOFING RELATED SHEET METAL VISIBLE FROM GROUND LEVEL TO BE FORMED OUT OF PRE-FINISHED SHEET METAL.
- ALL NON SIGHT EXPOSED ROOFING RELATED SHEET METAL NOT VISIBLE FROM GROUND LEVEL TO BE FORMED OUT OF GALVANIZED SHEET METAL.
- PROVIDE WALK PADS AT THE BASE AND THE TOP OF ALL ROOF ACCESS LADDERS AND THREE SIDES OF ROOF HATCH.
- INSTALL INSULATION CRICKETS ON THE HIGH SIDE OF ALL ROOF CURBS.
- REFER SPECIFICATIONS FOR PRICING ALTERNATE REGARDING CLEANING, PRIMING AND PAINTING OF GAS PIPING, HOT STACKS AND EMERGENCY ENGINE EXHAUST.
- ALL GAS, CONDENSATE AND ELECTRICAL CONDUIT LINES TO BE SUPPORTED PER DETAILS.
- REPLACE MISSING SPLASH BLOCKS AT OUTLET OF ANY DOWNSPOUTS THAT DRAIN ONTO ROOF AREAS.

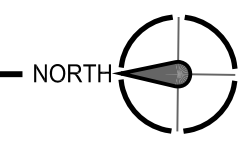
Legend

	EXISTING SKYLIGHT- REFER DETAIL 01/R1.7		EXISTING A/C UNIT, REFER DETAIL 04/R1.7		EXISTING RADAR DISH- RELOCATE TEMPORARILY UNTIL ROOFING IS COMPLETE
	EXISTING CURB MOUNTED EXHAUST FAN- REFER DETAIL 02/R1.7		EXISTING ROOFTOP UNIT, REFER DETAIL 04/R1.7 AND 12/R1.7		AREA NOT IN SCOPE
	EXISTING CURB MOUNTED LARGE EXHAUST FAN- REFER DETAIL 04/R1.7		EXISTING VENT HOOD- REFER DETAIL 04/R1.7 SIM		DIRECTION OF ROOF SLOPE
	EMERGENCY ENGINE EXHAUST- REFER DETAIL 13/R1.7 SIM		EXISTING PIPE HOOD- REFER DETAIL 07/R1.7		ROOF CRICKET
	EXISTING VENT PENETRATION- REFER DETAIL 05/R1.7		EXISTING GAS PIPING- REFER 09/R1.7 FOR SUPPORT DETAIL		REMOVE EXISTING ROOFING AND INSULATION, INSTALL NEW TAPERED INSULATION- REFER 02/R1.8
	EXISTING ANTENNA- REFER DETAIL 05/R1.7 (SIM)		EXISTING HVAC CONDENSATE LINES- REFER 08/R1.7 FOR SUPPORT DETAIL		SECTION DETAIL REFERENCE
	EXISTING CONDUIT PENETRATION- REFER DETAIL 05/R1.7		EXISTING ROOF HATCH- REFER DETAIL 03/R1.7		DETAIL REFERENCE
	EXISTING INSULATED COOLANT LINE PENETRATION- REFER DETAIL 06/R1.7		ROOFING CONTROL JOINT, REFER TO DETAIL 09/R1.8		
	GAS LINE PENETRATION- REFER DETAIL 05/R1.7		SCUPPER/ DOWNSPOUT- REFER TO DETAIL 10/R1.8		
	EXISTING SMALL HOT STACK PENETRATION- REFER DETAIL 10/R1.7		EXISTING OVERFLOW SCUPPER- REFER TO DETAIL 10/R1.8		
	EXISTING LARGE HOT STACK PENETRATION- REFER DETAIL 13/R1.7		EXISTING ROOF DRAIN- REFER TO DETAIL 11/R1.7		
	EXISTING INSULATED PIPE PENETRATION- REFER DETAIL 06/R1.7		EXISTING LADDER		
	EXISTING CONDUIT IN SEALANT PAN- REFER DETAIL 05/R1.8				



01 Enlarged Roof Plan - Roof Areas D1, D6, D7 AND D8

Scale: 1/16" = 1'-0"



Roof Recovery
Collin County Justice Center
for Collin County
McKinney, Texas

Drawn By **TW**
 Checked By **TB**

Revisions

All drawings and written material appearing herein constitute original and unpublished work of the Architect, and may not be used or disclosed without prior written consent of the Architect.
 © 2017 DryTec Moisture Protection Technology Consultants, Inc.

Sheet Title
Roof Plan- Areas D1, D6, D7 and D8

Project Number **46-17026N**

Scale: **AS NOTED**


Date **12/20/17**

Sheet No. **R15**

13 of 21 Sheets



Moisture Protection Technology Consultants, Inc.
 8750 N. Central Expwy., Suite 1730
 Dallas, Texas 75231
 Voice 214-363-2192
 Fax 214-363-2193



Date of Signing **Dec. 20, 2017**

New Construction General Notes

- REFER DEMOLITION PLANS FOR REPLACEMENT OF EXISTING MOISTURE DAMAGED INSULATION AND PREPARATION OF EXISTING ROOFING TO RECEIVE NEW ROOFING.
- CUT 6" LONG SLITS THROUGH CAP SHEET AND BASE PLY AT 3 FOOT ON CENTER BOTH WAYS IN ENTIRE ROOF RECOVERY AREA.
- SECURE ALL LOOSE EXISTING VENT HOODS.
- PROVIDE NEW WET-SEALING OF ALL EXISTING EXTERIOR SKYLIGHTS IN ACCORDANCE WITH SPECIFICATIONS SECTION 08 8900.

NEW ROOF RECOVERY SYSTEM

ALL ROOF AREAS (EXCEPT AS NOTED BELOW):

- MINERAL SURFACED SBS MODIFIED BITUMEN ROOF MEMBRANE TORCH APPLIED OVER UNSURFACED BASE PLY TORCH APPLIED OVER PRIMED SURFACE OF EXISTING MODIFIED BITUMEN CAP SHEET AFTER ALL WET MATERIALS HAVE BEEN REMOVED AND REPLACED AND AFTER 6" SLITS ARE CUT INTO THE EXISTING ROOF SYSTEM THROUGH THE ROOFING MEMBRANE.
- NOTE THAT ALL EXISTING BASE FLASHINGS ARE TO BE REMOVED AND REPLACED.
- INSTALL NEW BASE FLASHINGS IN ALL LOCATIONS PER DETAILS.
- REMOVE ALL SHEET METAL COUNTER FLASHINGS.
- INSTALL NEW MEMBRANE AND COUNTER FLASHING AT ALL COPINGS PER DETAILS.
- REMOVE ALL SHEET METAL "CONES" FROM EXISTING ROOF PENETRATIONS.
- ROOFTOP HVAC UNITS: REFER DRAWINGS FOR UNITS THAT ARE TO BE RAISED FOR INSTALLATION OF NEW CURBS. WORK TO INCLUDE DISCONNECTION OF EXISTING ELECTRICAL CONNECTIONS, GAS PIPING AND CONDENSATE LINES. EXTEND AND RECONNECT ELECTRICAL, GAS AND CONDENSATE CONNECTIONS. PROVIDE 48 HOUR NOTICE TO OWNER PRIOR TO TAKING ANY UNIT OUT OF SERVICE.
- ELECTRICAL CONDUITS AND CONDENSATE DRAIN PIPING: RAISE SUCH PIPING TEMPORARILY TO ACCOMMODATE THE INSTALLATION OF NEW ROOF SYSTEM. RECONNECT SUCH PIPING AS REQUIRED TO PROVIDE FUNCTIONING SYSTEM. INSTALL PIPE SUPPORTS AS SPECIFIED. PROVIDE 48 HOUR NOTICE TO OWNER PRIOR TO DISCONNECTING ANY ELECTRICAL AND/OR PIPING IF REQUIRED.
- GAS PIPING SHOULD NOT NEED TO BE RAISED OR RELOCATED FOR RE-ROOFING. STAGE RE-ROOFING ACTIVITIES TO ALLOW REMOVAL AND REPLACEMENT OF GAS PIPE SUPPORTS AS REQUIRED SUCH THAT THE PIPING IS ADEQUATELY SUPPORTED WITHOUT THE NEED TO DISCONNECT OR MOVE PIPING.

NEW ROOFING SYSTEM

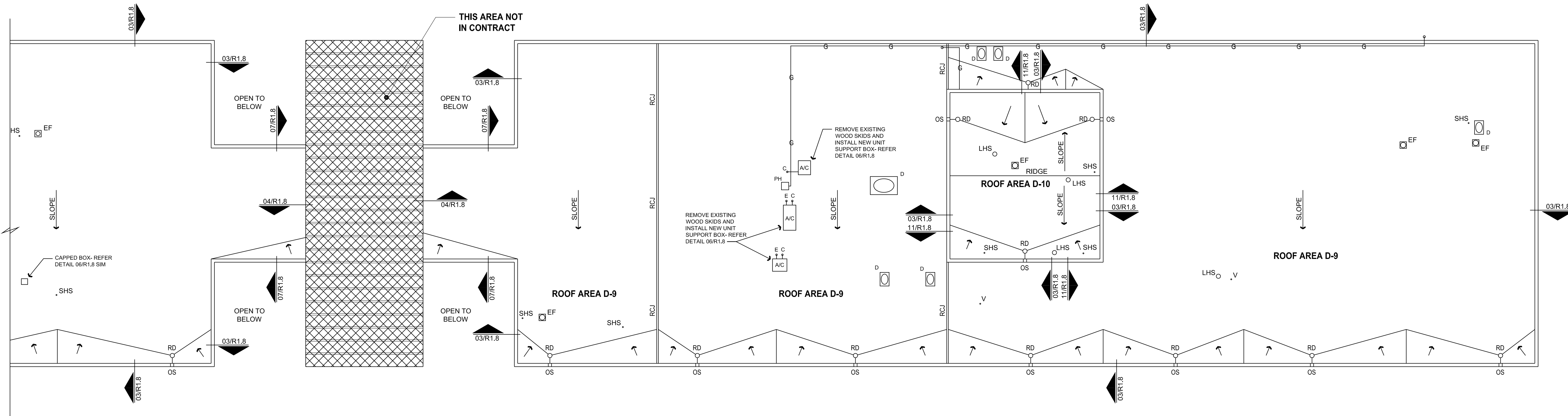
ROOF AREAS A7, A8, B9, B10, C7 AND C8:

- MINERAL SURFACED SBS MODIFIED BITUMEN ROOF MEMBRANE TORCH APPLIED OVER UNSURFACED BASE PLY TORCH APPLIED OVER 1/2" GYPSUM SHEATHING ADHERED TO 1/2" MINIMUM THICKNESS 1/2" PER FOOT TAPERED POLYISOCYANURATE INSULATION ADHERED TO 2" THICK POLYISOCYANURATE INSULATION MECHANICALLY FASTENED TO EXISTING DECK. FORM CRICKETS WITH 1/2" PER FOOT TAPERED POLYISOCYANURATE INSULATION.

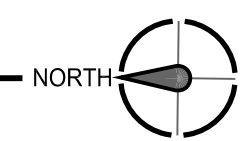
- ALL SIGHT EXPOSED ROOFING RELATED SHEET METAL VISIBLE FROM GROUND LEVEL TO BE FORMED OUT OF PRE-FINISHED SHEET METAL.
- ALL NON SIGHT EXPOSED ROOFING RELATED SHEET METAL NOT VISIBLE FROM GROUND LEVEL TO BE FORMED OUT OF GALVANIZED SHEET METAL.
- PROVIDE WALK PADS AT THE BASE AND THE TOP OF ALL ROOF ACCESS LADDERS AND THREE SIDES OF ROOF HATCH.
- INSTALL INSULATION CRICKETS ON THE HIGH SIDE OF ALL ROOF CURBS.
- REFER SPECIFICATIONS FOR PRICING ALTERNATE REGARDING CLEANING, PRIMING AND PAINTING OF GAS PIPING, HOT STACKS AND EMERGENCY ENGINE EXHAUST.
- ALL GAS, CONDENSATE AND ELECTRICAL CONDUIT LINES TO BE SUPPORTED PER DETAILS.
- REPLACE MISSING SPLASH BLOCKS AT OUTLET OF ANY DOWNSPOUTS THAT DRAIN ONTO ROOF AREAS.

Legend


	EXISTING SKYLIGHT- REFER DETAIL 01/R1.7		EXISTING A/C UNIT, REFER DETAIL 04/R1.7		EXISTING RADAR DISH- RELOCATE TEMPORARILY UNTIL ROOFING IS COMPLETE
	EXISTING CURB MOUNTED EXHAUST FAN- REFER DETAIL 02/R1.7		EXISTING ROOFTOP UNIT, REFER DETAIL 04/R1.7 AND 12/R1.7		AREA NOT IN SCOPE
	EXISTING CURB MOUNTED LARGE EXHAUST FAN- REFER DETAIL 04/R1.7		EXISTING VENT HOOD- REFER DETAIL 04/R1.7 SIM		DIRECTION OF ROOF SLOPE
	EMERGENCY ENGINE EXHAUST- REFER DETAIL 13/R1.7 SIM		EXISTING PIPE HOOD- REFER DETAIL 07/R1.7		ROOF CRICKET
	EXISTING VENT PENETRATION- REFER DETAIL 05/R1.7		EXISTING GAS PIPING- REFER 09/R1.7 FOR SUPPORT DETAIL		REMOVE EXISTING ROOFING AND INSULATION, INSTALL NEW TAPERED INSULATION- REFER 02/R1.8
	EXISTING ANTENNA- REFER DETAIL 05/R1.7 (SIM)		EXISTING HVAC CONDENSATE LINES- REFER 08/R1.7 FOR SUPPORT DETAIL		SECTION DETAIL REFERENCE
	EXISTING CONDUIT PENETRATION- REFER DETAIL 05/R1.7		EXISTING ROOF HATCH- REFER DETAIL 03/R1.7		DETAIL REFERENCE
	EXISTING INSULATED COOLANT LINE PENETRATION- REFER DETAIL 06/R1.7		EXISTING ROOF CONTROL JOINT, REFER TO DETAIL 09/R1.8		
	GAS LINE PENETRATION- REFER DETAIL 05/R1.7		SCUPPER/ DOWNSPOUT- REFER TO DETAIL 10/R1.8		
	EXISTING SMALL HOT STACK PENETRATION- REFER DETAIL 10/R1.7		EXISTING OVERFLOW SCUPPER- REFER TO DETAIL 10/R1.8		
	EXISTING LARGE HOT STACK PENETRATION- REFER DETAIL 13/R1.7		EXISTING ROOF DRAIN- REFER TO DETAIL 11/R1.7		
	EXISTING INSULATED PIPE PENETRATION- REFER DETAIL 06/R1.7		EXISTING LADDER		
	EXISTING CONDUIT IN SEALANT PAN- REFER DETAIL 05/R1.8				



01 Enlarged Roof Plan - Roof Areas D9, D10
Scale: 1/16" = 1'-0"



Moisture Protection Technology Consultants, Inc.
8750 N. Central Expy., Suite 1730
Dallas, Texas 75231
Voice 214-363-2192
Fax 214-363-2193



Date of Signing Dec. 20, 2017

Roof Recovery
Collin County Justice Center
for Collin County
McKinney, Texas

Drawn By TW
Checked By TB

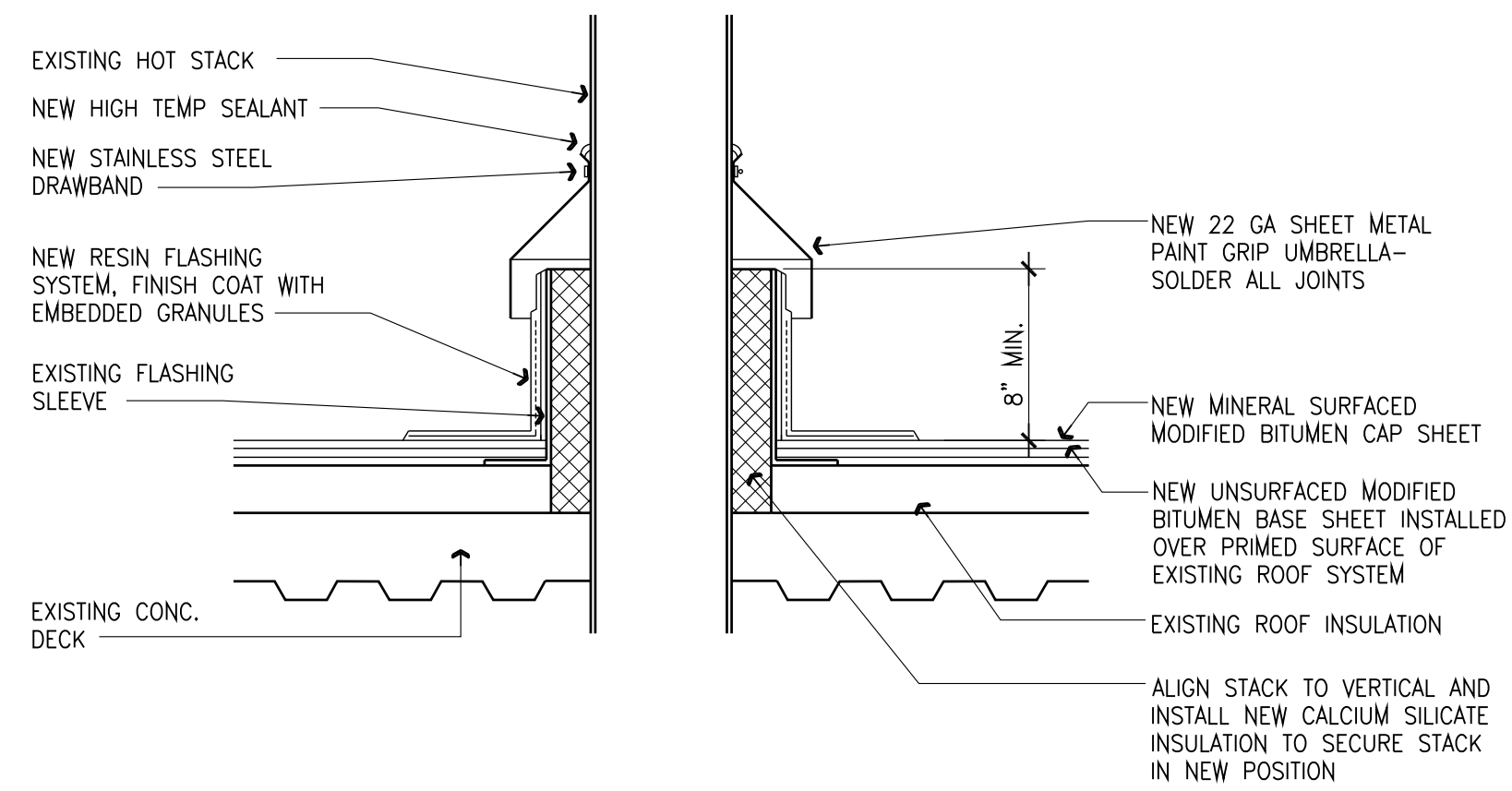
Revisions

All drawings and written material appearing herein constitute original and unpublished work of the Architect and may not be used or disclosed without prior written consent of the Architect.
© 2017 DryTec Moisture Protection Technology Consultants, Inc.

Sheet Title
Roof Plan- Areas D9, D10

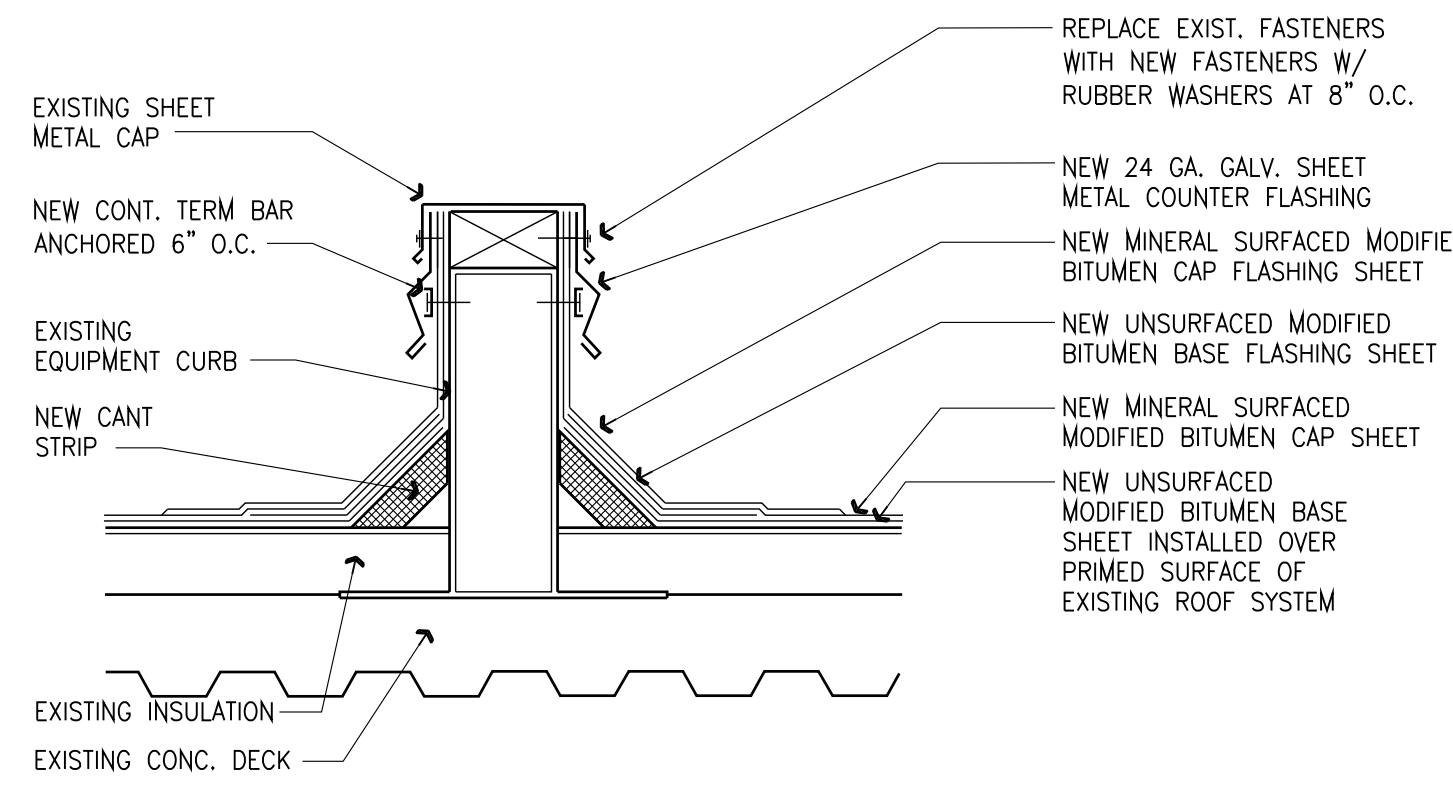
Project Number 46-17026N
Scale: AS NOTED
Date 12/20/17

Sheet No. **R1.6**
14 of 21 Sheets

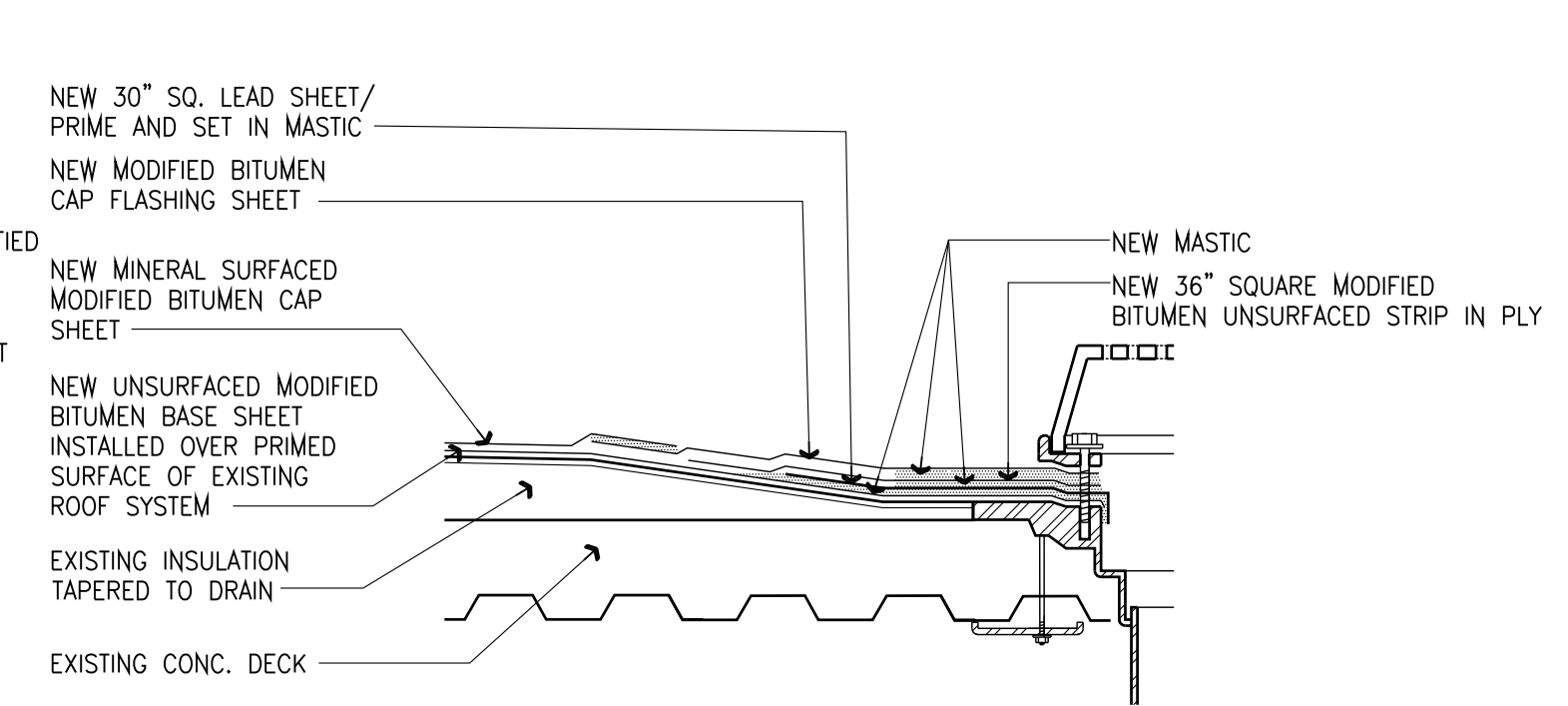


13 Large Hot Stack Detail
Scale: 1-1/2" = 1'-0"

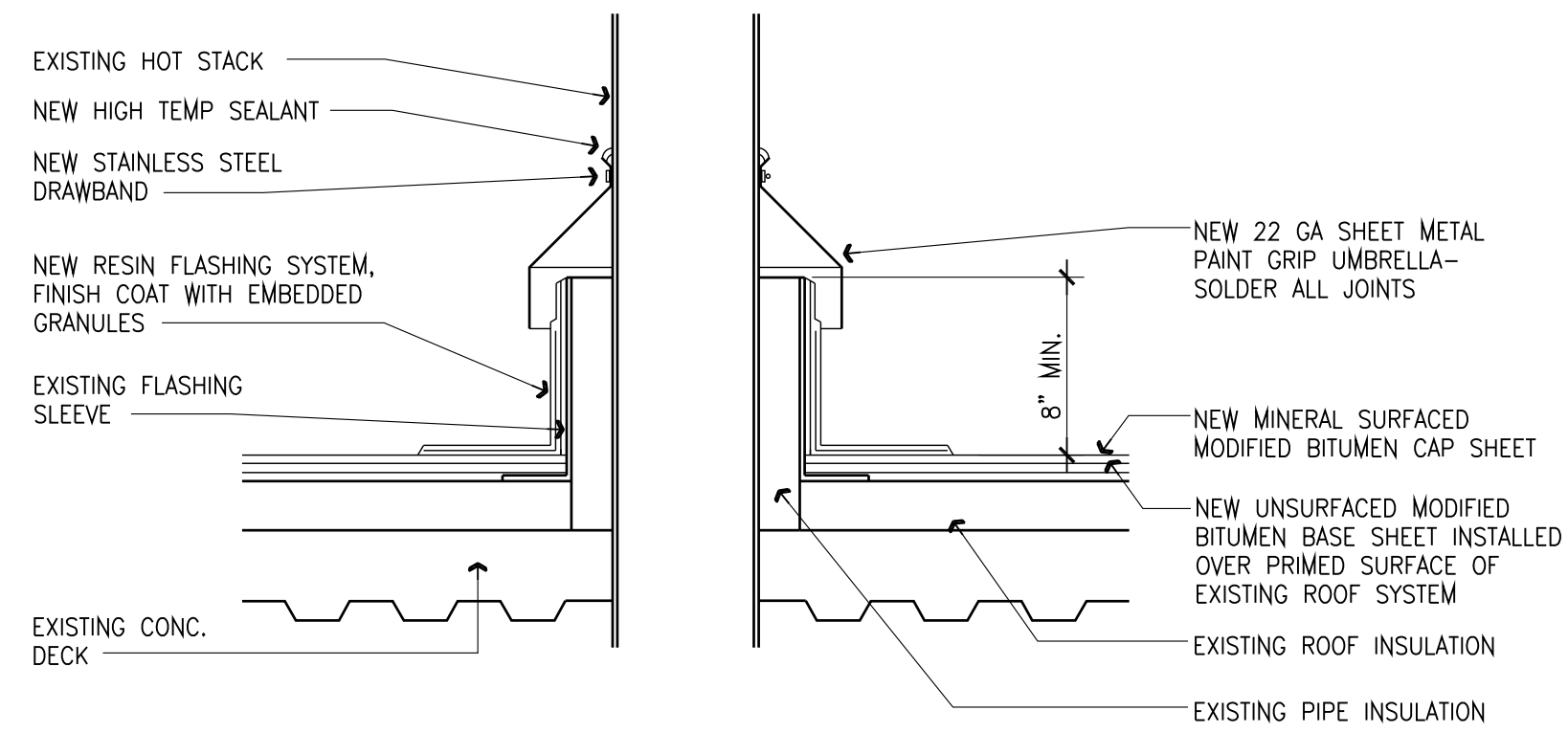
NOTE - REMOVE ANY LOOSE PAINT, GLUE, ETC. FROM SLEEVE TO ENSURE PROPER ADHESION OF RESIN FLASHING



12 Prefabricated Curb Detail
Scale: 1-1/2" = 1'-0"

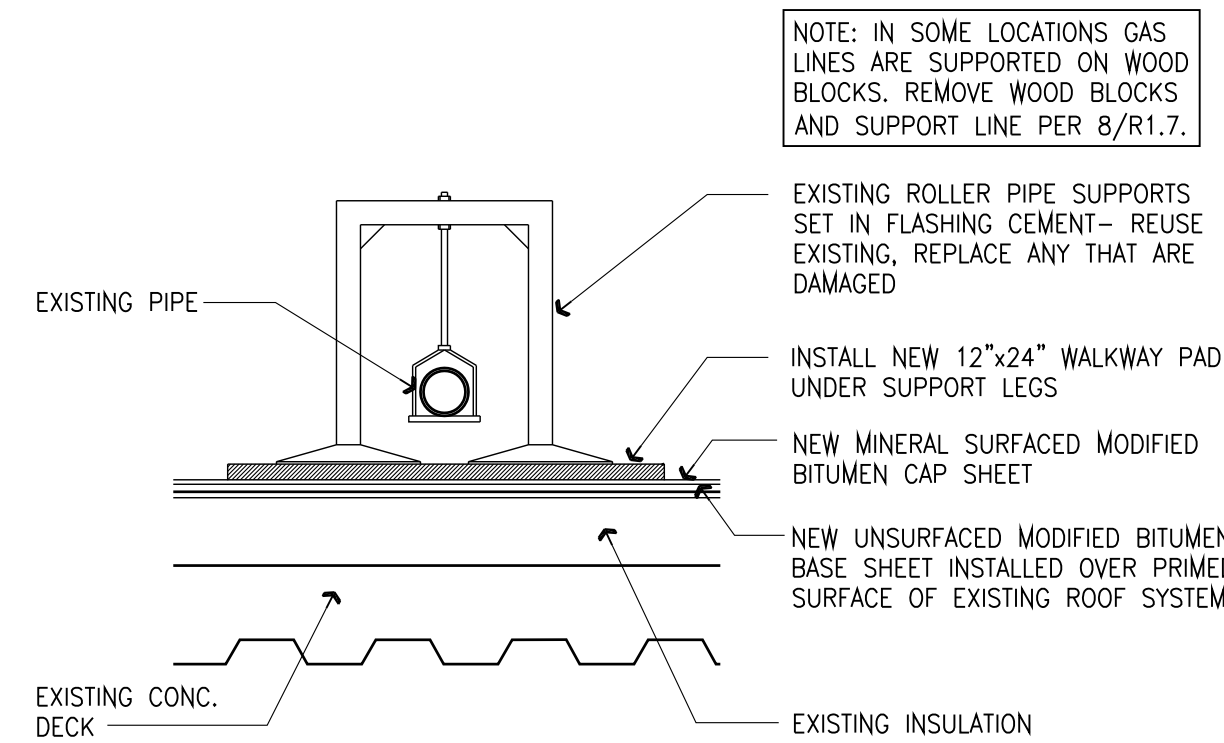


11 Roof Drain Flashing Detail
Scale: 1-1/2" = 1'-0"



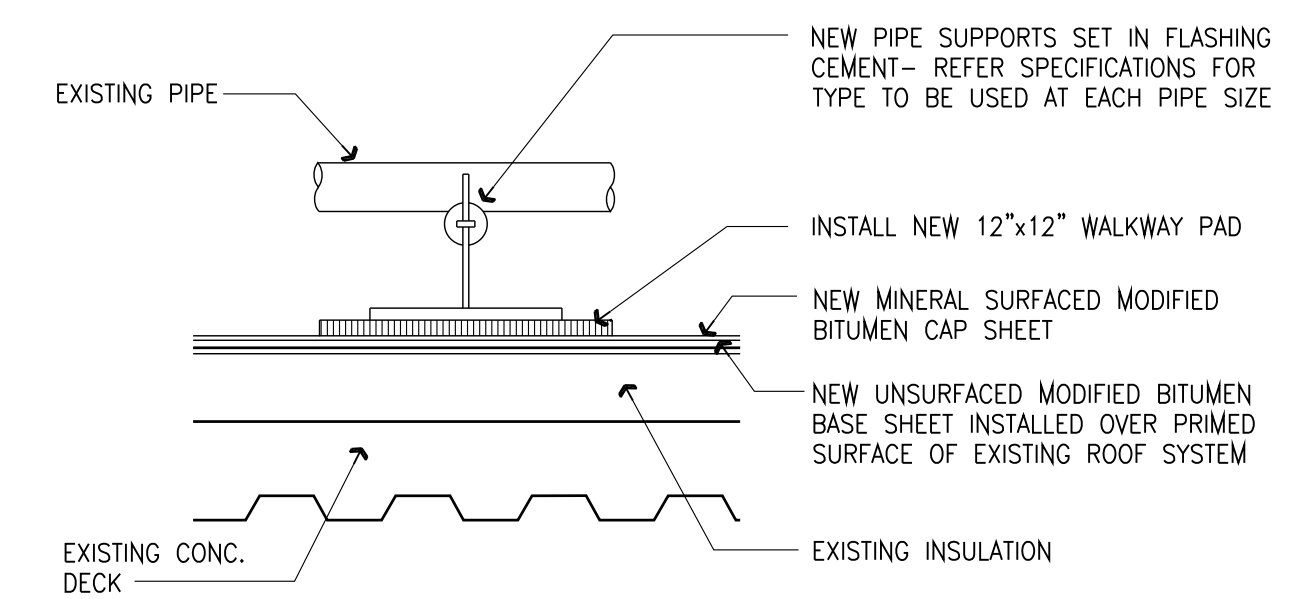
10 Small Hot Stack Detail
Scale: 1-1/2" = 1'-0"

NOTE - REMOVE ANY LOOSE PAINT, GLUE, ETC. FROM SLEEVE TO ENSURE PROPER ADHESION OF RESIN FLASHING

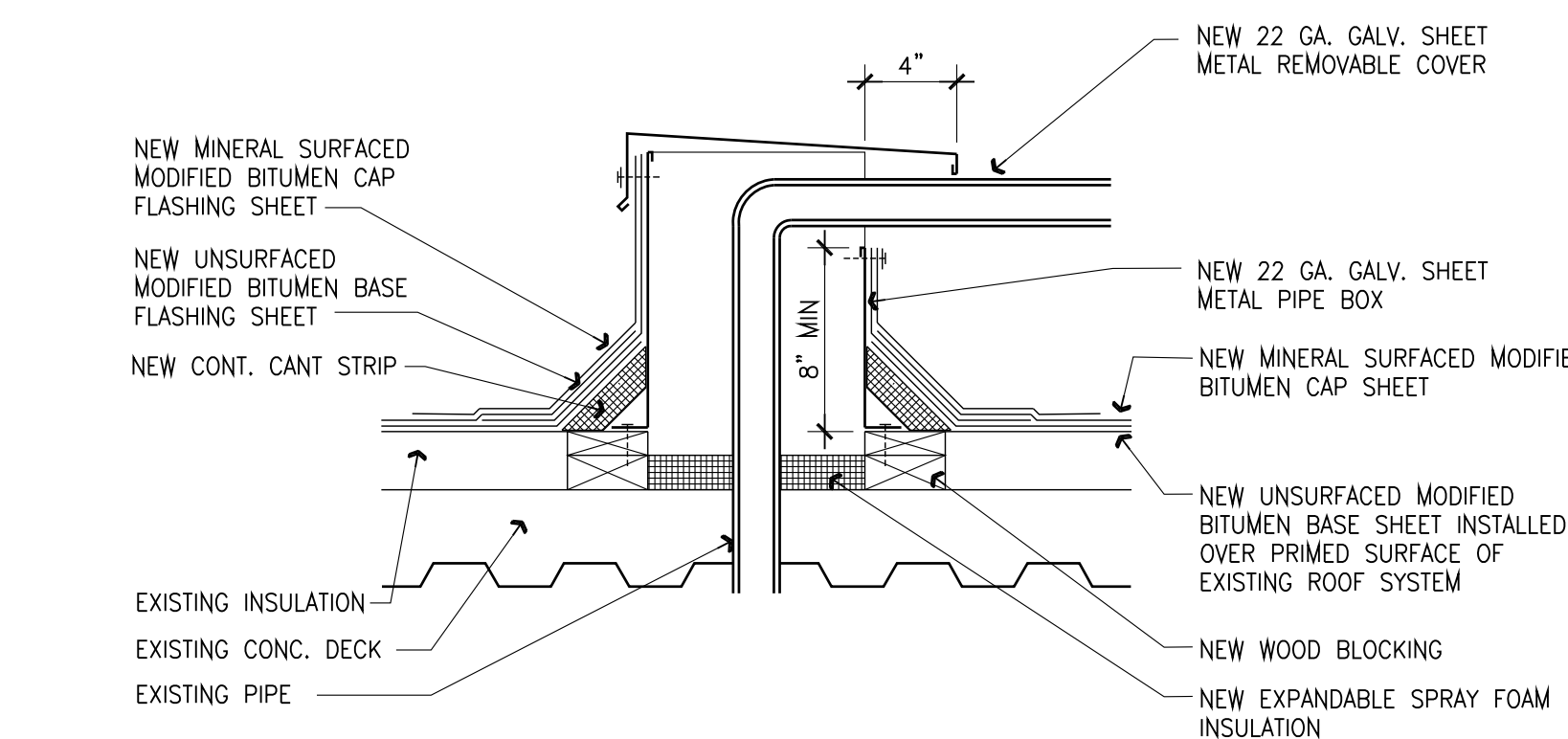


09 Pipe Roller Support Detail
Scale: 1-1/2" = 1'-0"

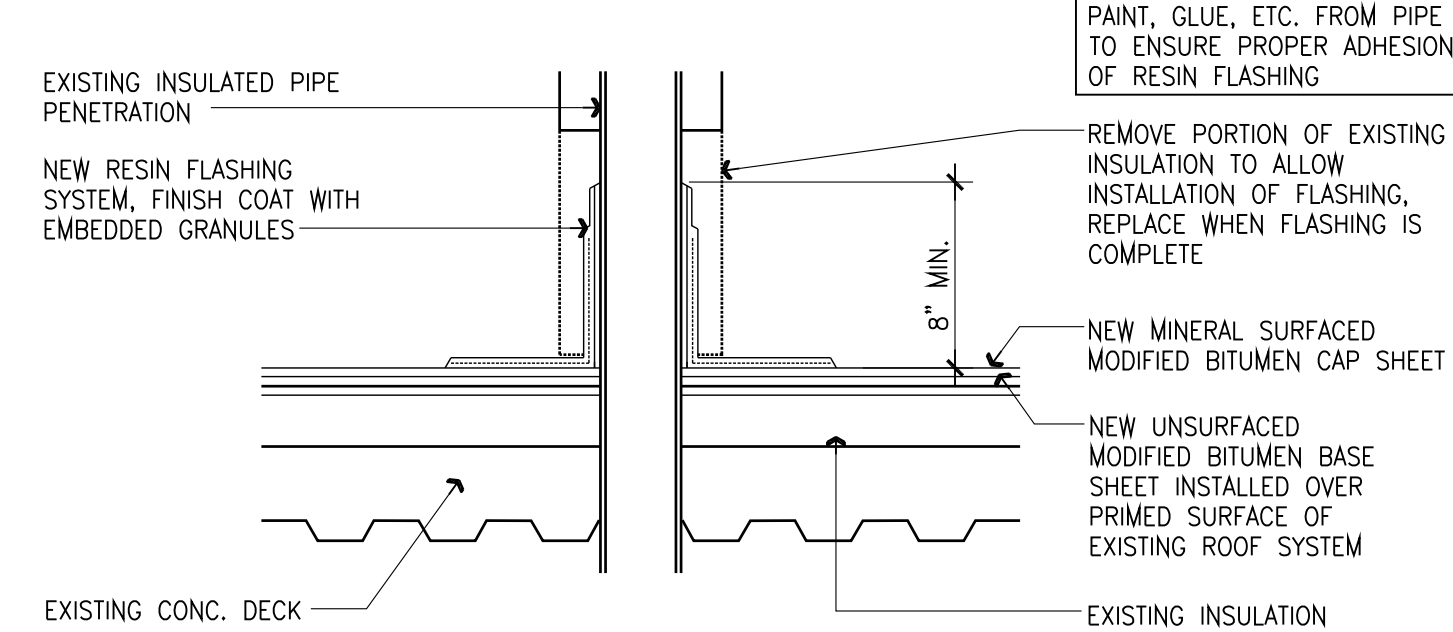
NOTE: IN SOME LOCATIONS GAS LINES ARE SUPPORTED ON WOOD BLOCKS. REMOVE WOOD BLOCKS AND SUPPORT LINE PER 8/R1.7.



08 Pipe Molded Support Detail
Scale: 1-1/2" = 1'-0"

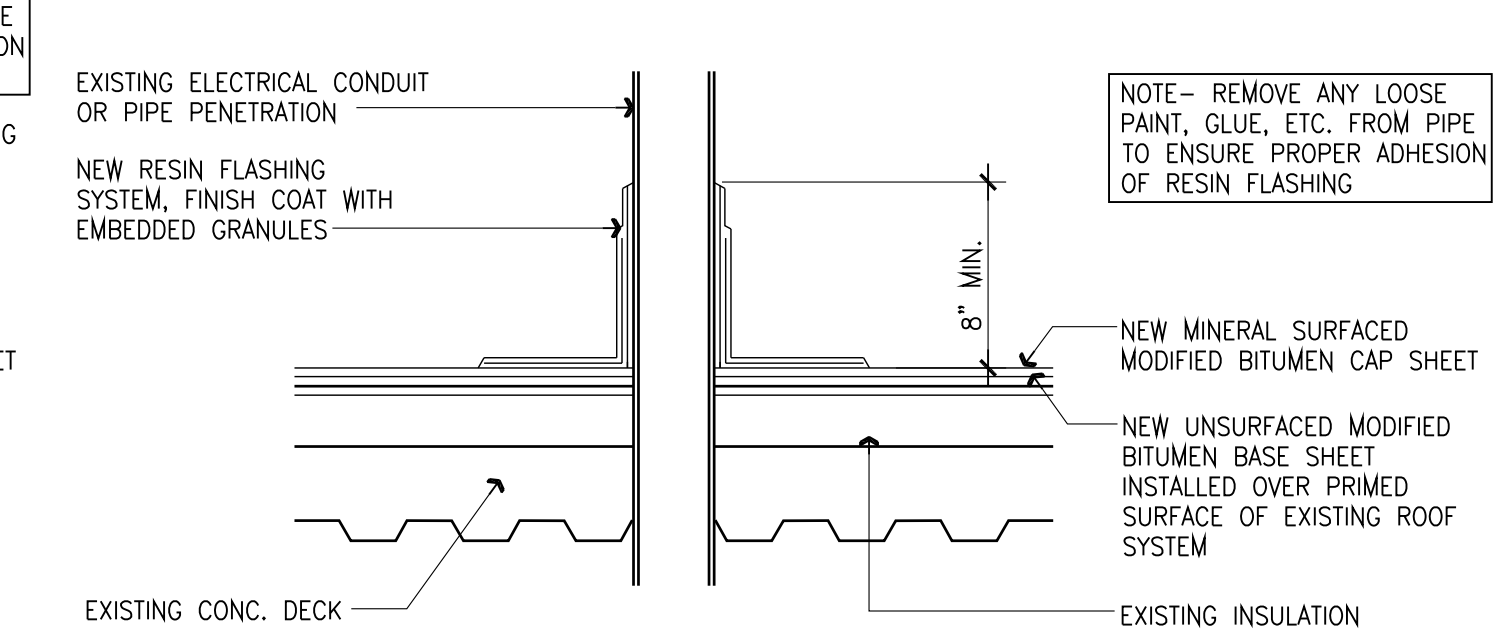


07 Pipe Penetration Hood Detail
Scale: 1-1/2" = 1'-0"



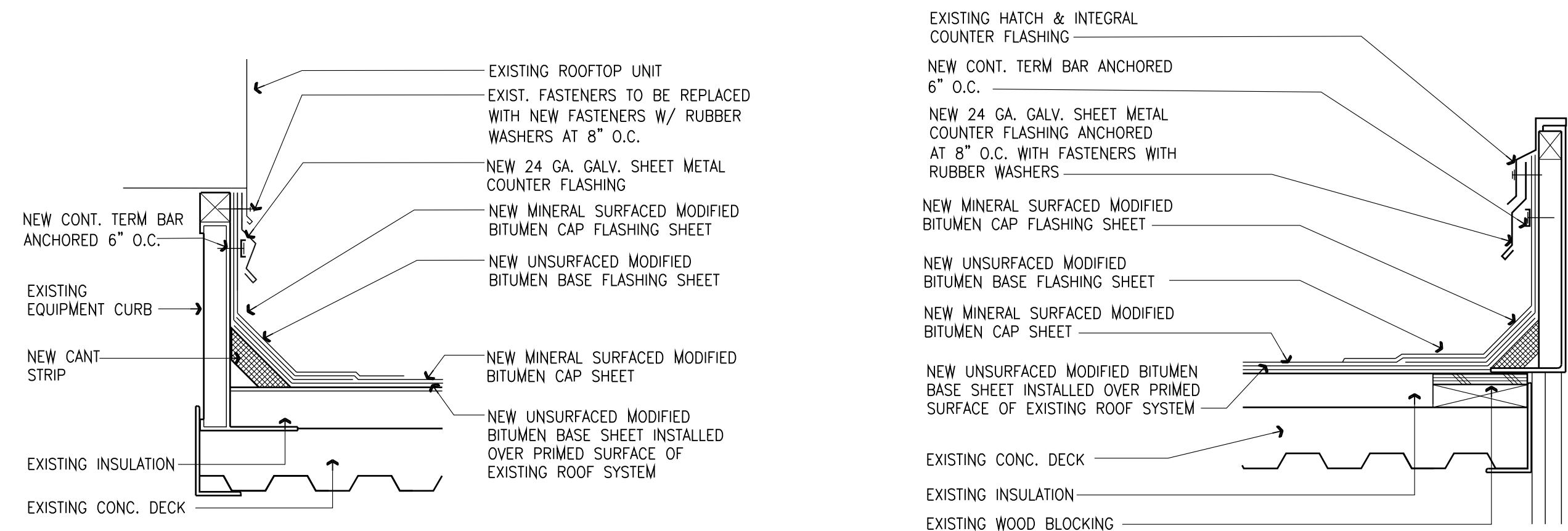
06 Insulated Pipe Flashing Detail
Scale: 1-1/2" = 1'-0"

NOTE - REMOVE ANY LOOSE PAINT, GLUE, ETC. FROM PIPE TO ENSURE PROPER ADHESION OF RESIN FLASHING

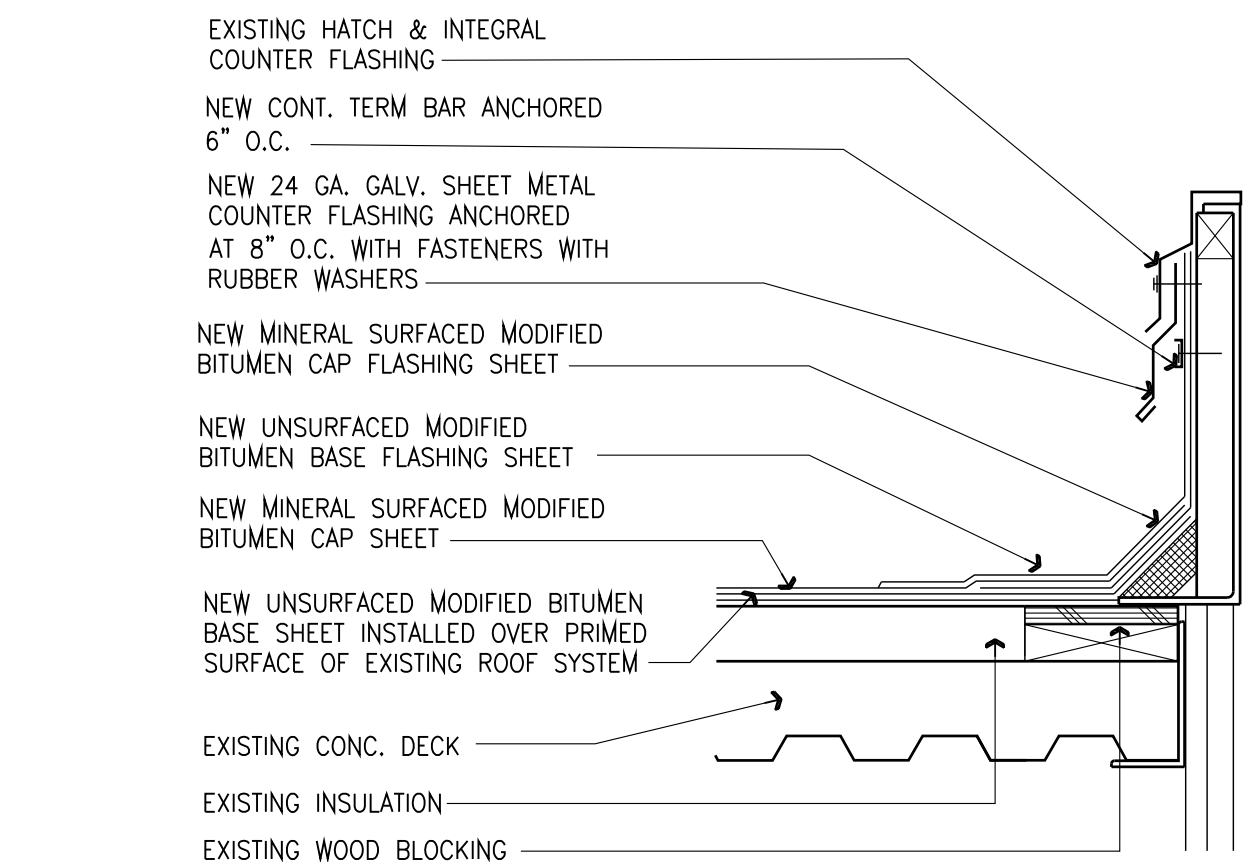


05 Pipe Flashing Detail
Scale: 1-1/2" = 1'-0"

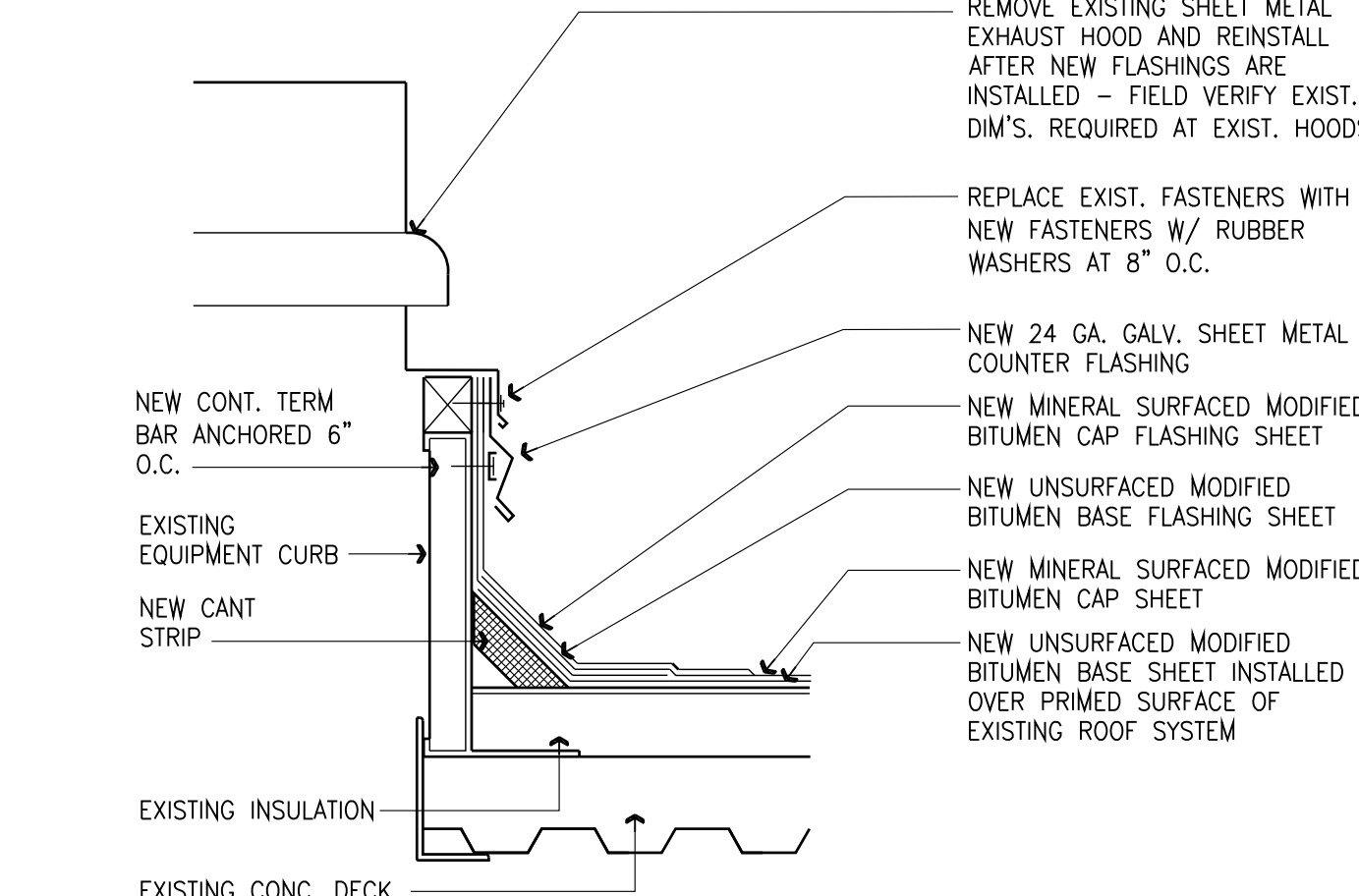
NOTE - REMOVE ANY LOOSE PAINT, GLUE, ETC. FROM PIPE TO ENSURE PROPER ADHESION OF RESIN FLASHING



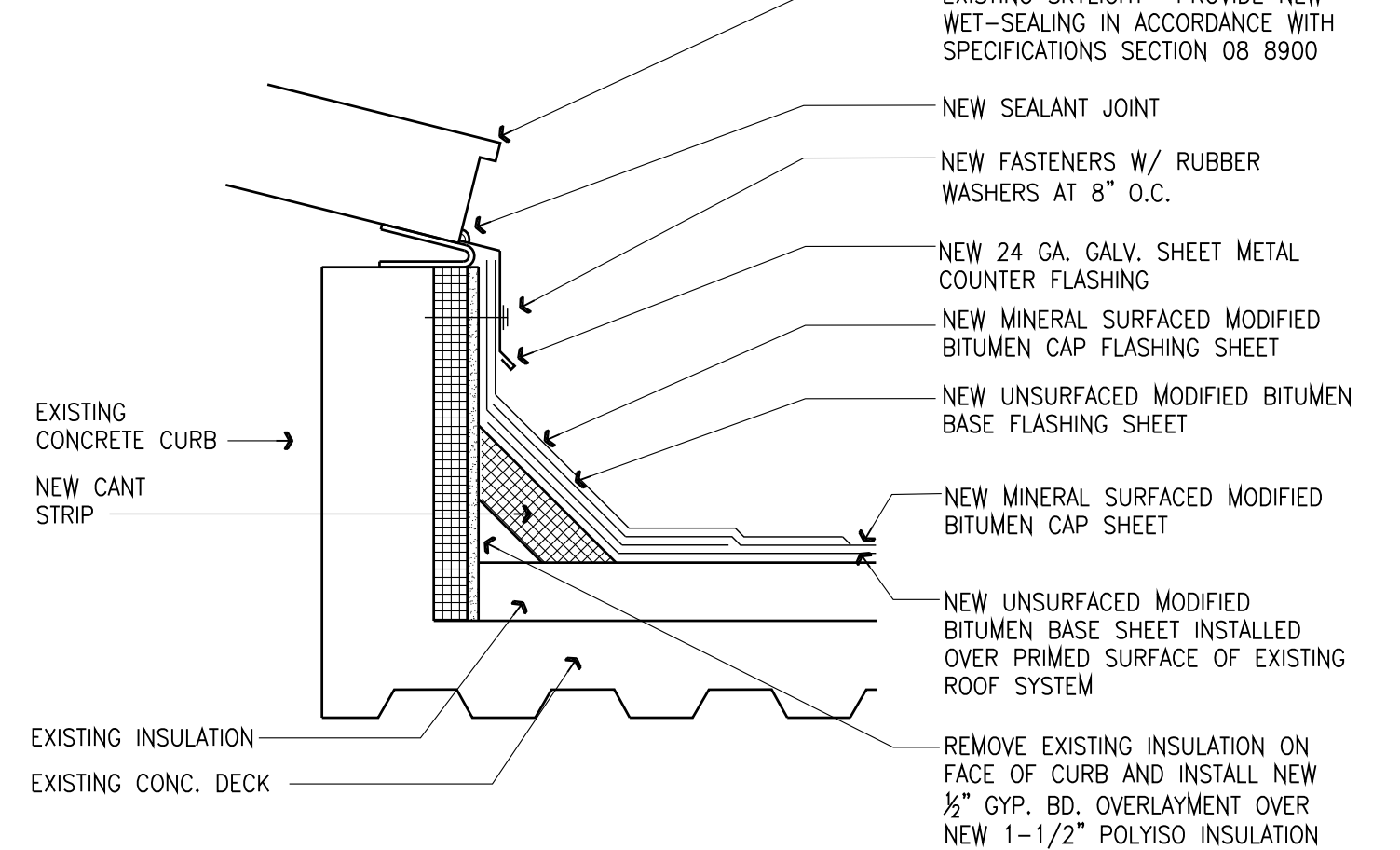
04 Equipment Curb Flashing Detail
Scale: 1-1/2" = 1'-0"



03 Roof Hatch Curb Flashing Detail
Scale: 1-1/2" = 1'-0"




02 Exhaust Fan Curb Flashing Detail
Scale: 1-1/2" = 1'-0"



01 Skylight Curb Flashing Detail
Scale: 1-1/2" = 1'-0"

DryTec

Moisture Protection
Technology
Consultants, Inc.
8750 N. Central Expwy.,
Suite 1730
Dallas, Texas 75231
Voice 214-363-2192
Fax 214-363-2193



Date of Signing Dec. 20, 2017

Roof Recovery
Collin County Justice Center
for Collin County
McKinney, Texas

Drawn By TW
Checked By TB

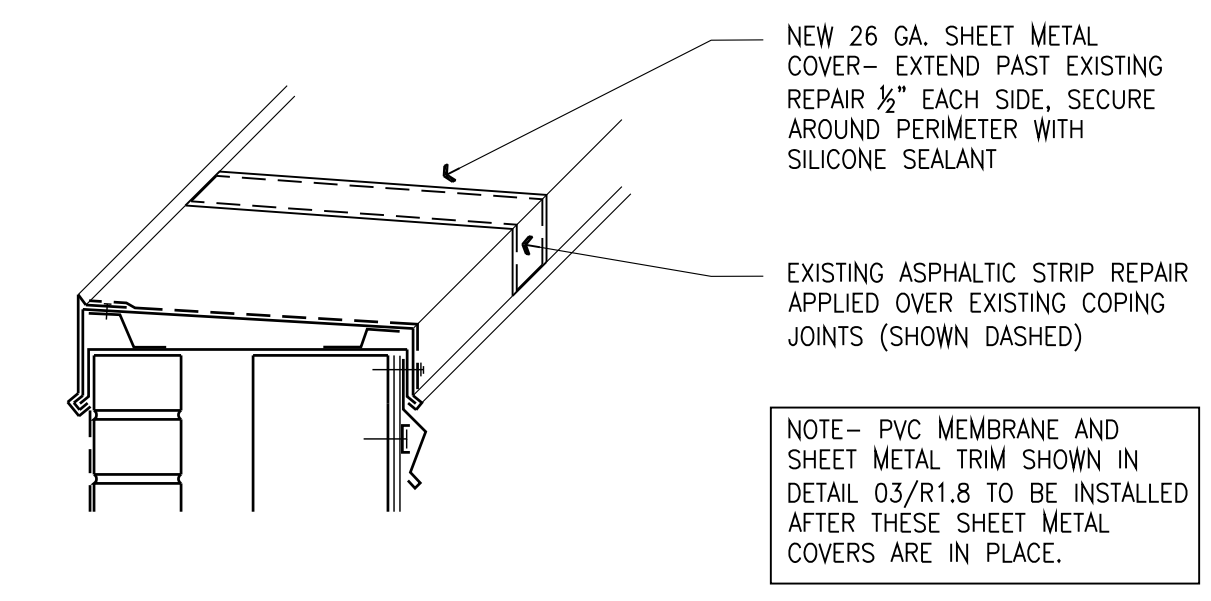
Revisions	

All drawings and written material appearing herein constitute original and unpublished work of the Architect, and may not be used or disclosed without prior written consent of the Architect.
© 2017 DryTec Moisture Protection Technology Consultants, Inc.

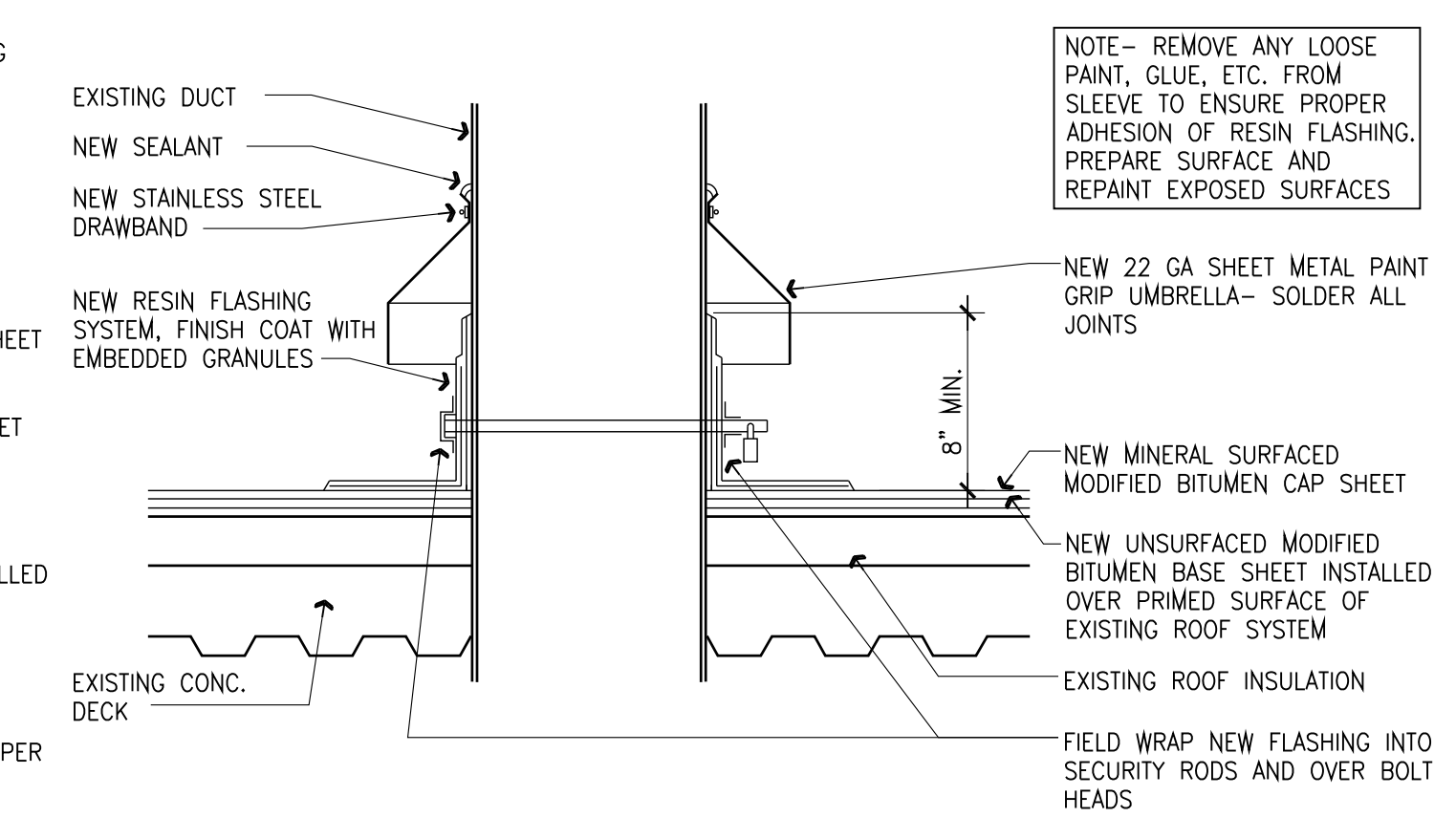
Sheet Title
Roof Details

Project Number 46-17026N
Scale: AS NOTED
Date 12/20/17

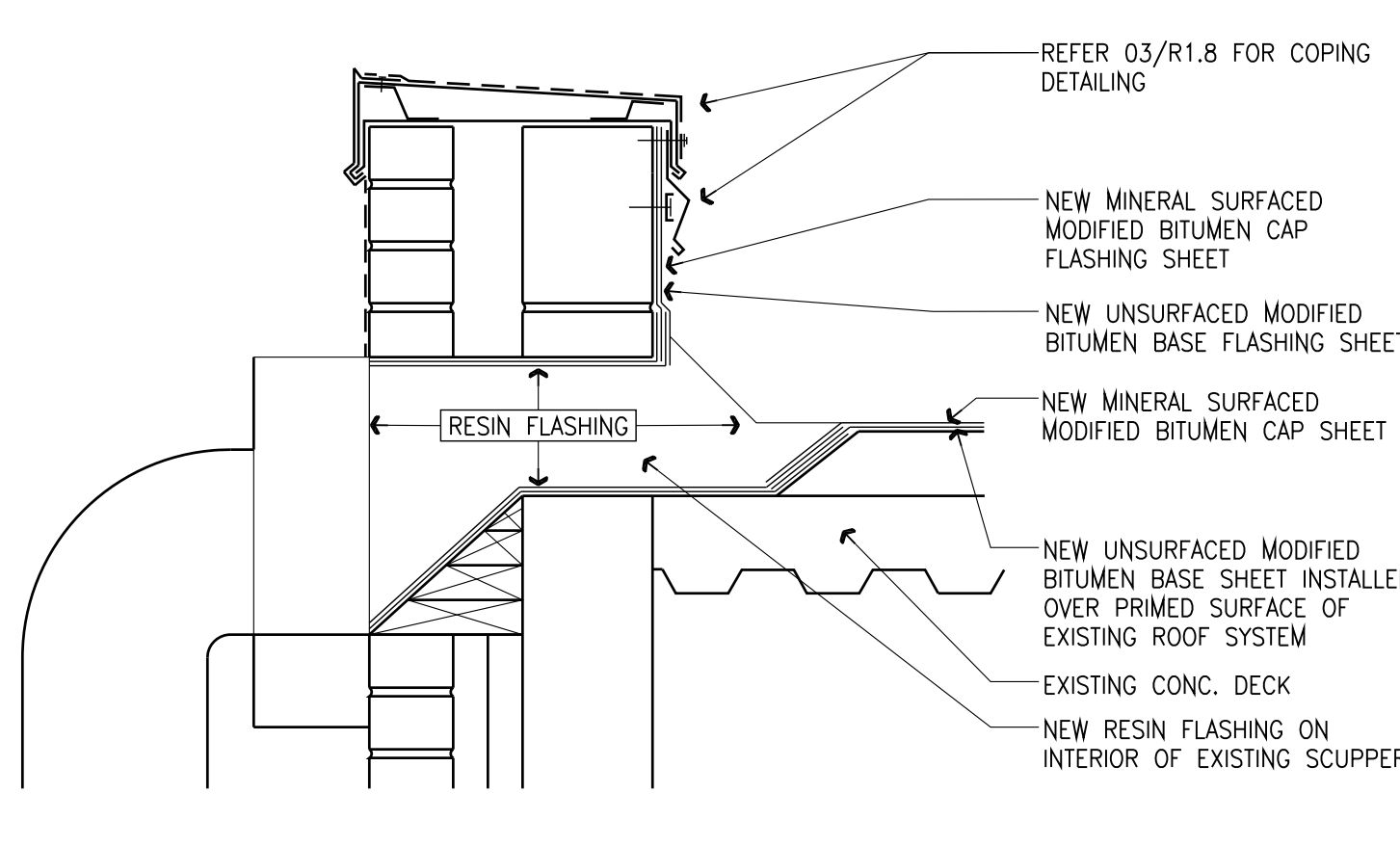
Sheet No. **R1.7**



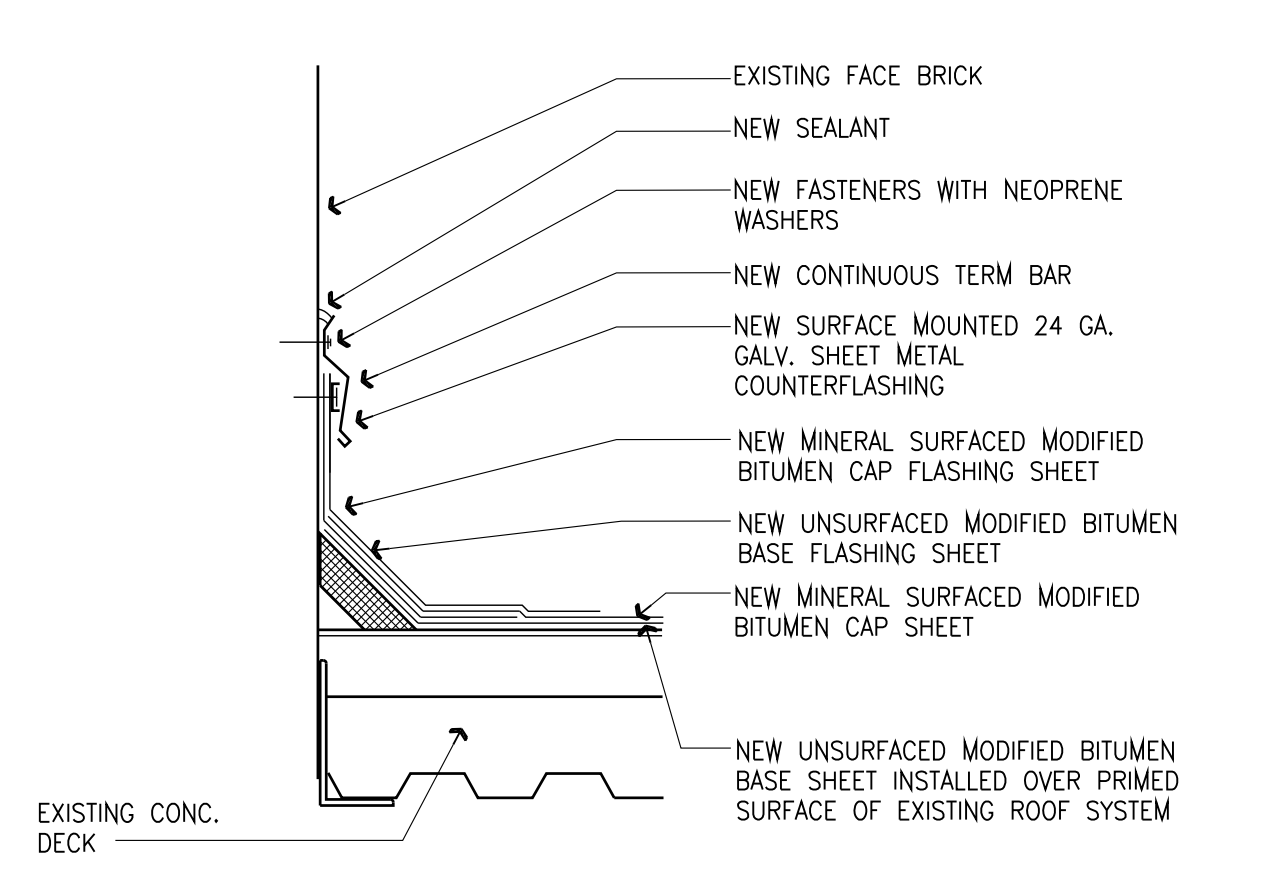
13 Remedial Patch Repair Detail
Scale: 1-1/2" = 1'-0"



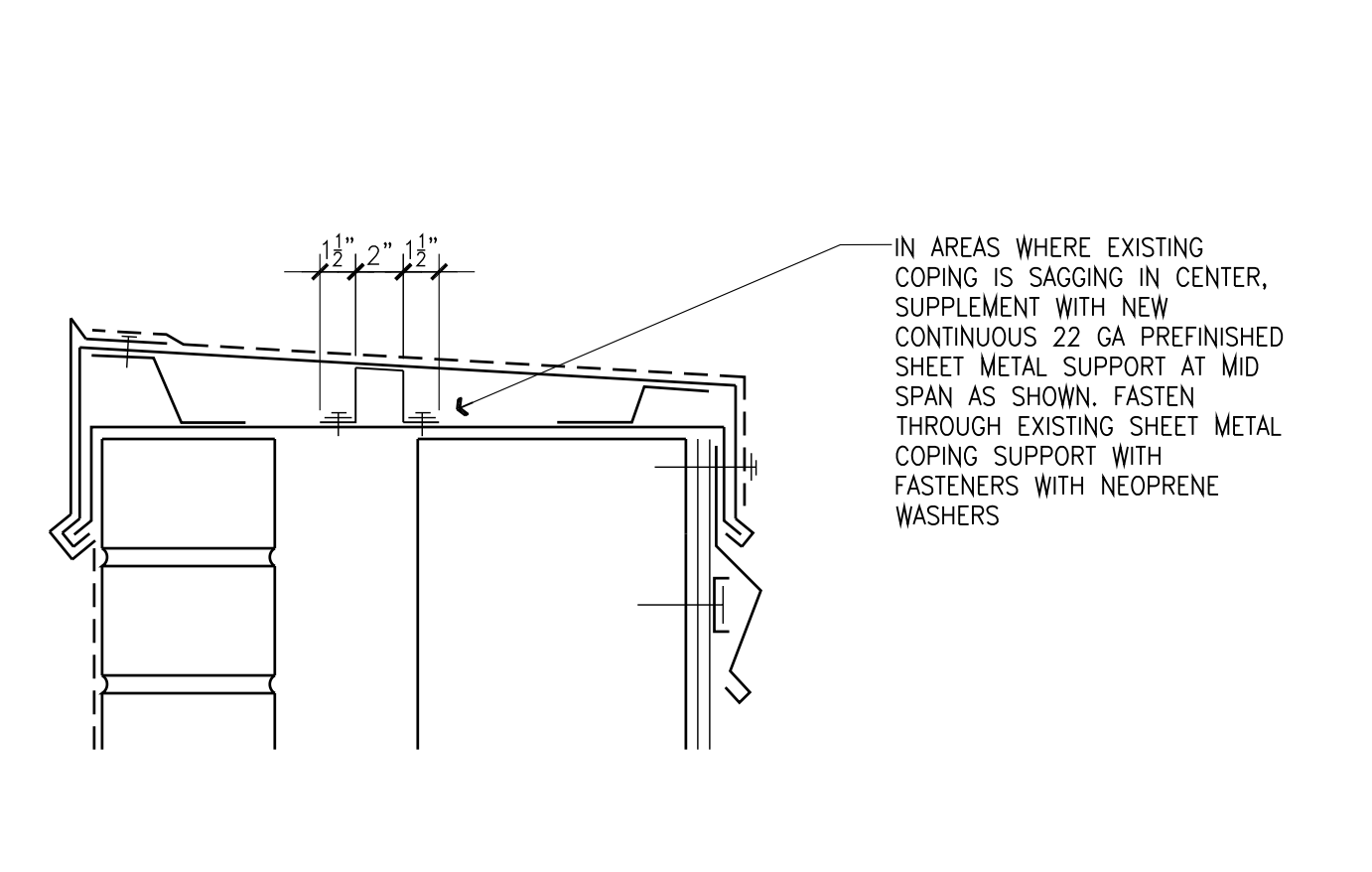
09 Duct Penetration Detail
Scale: 1-1/2" = 1'-0"



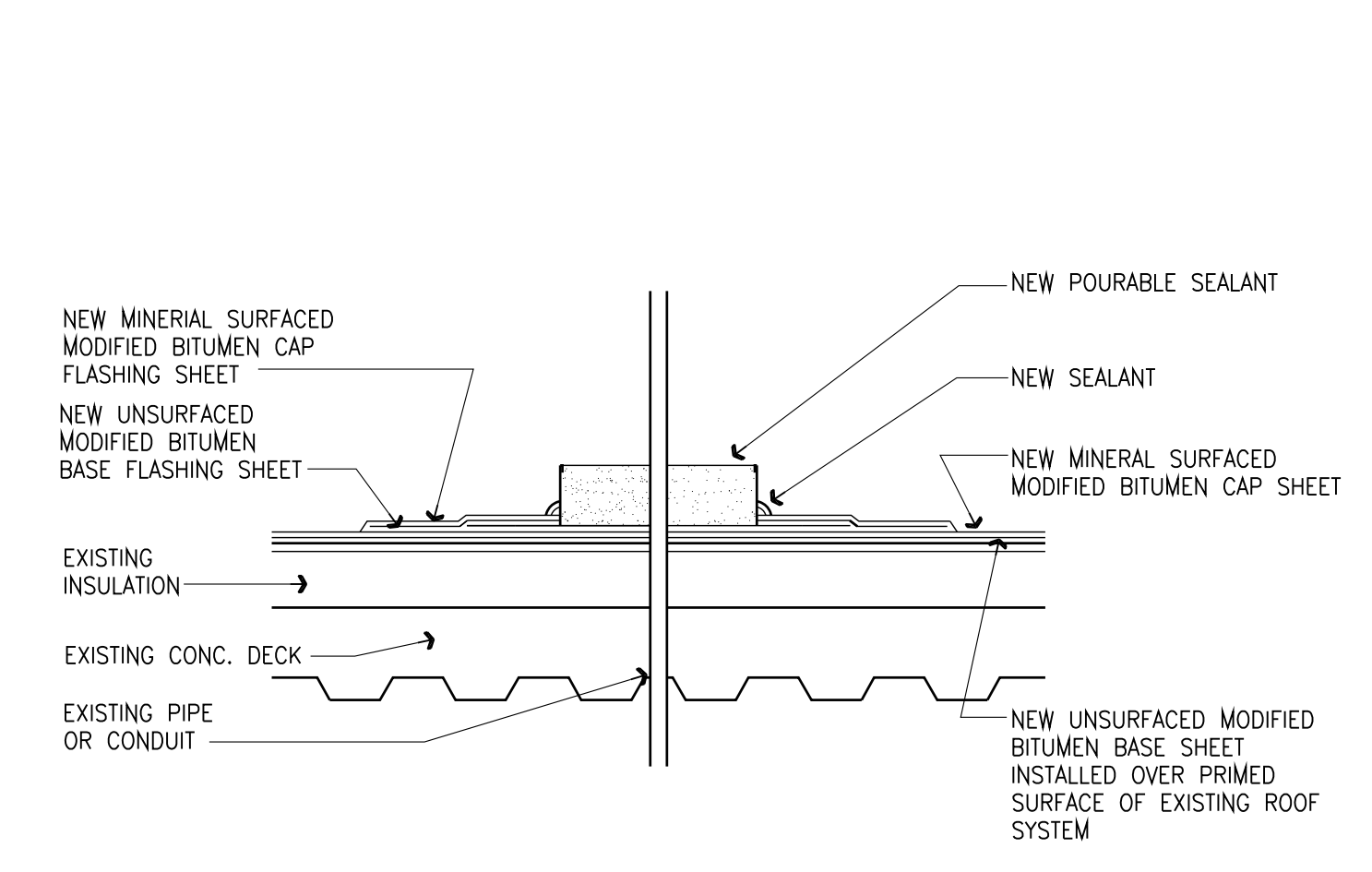
10 Scupper Detail
Scale: 1-1/2" = 1'-0"



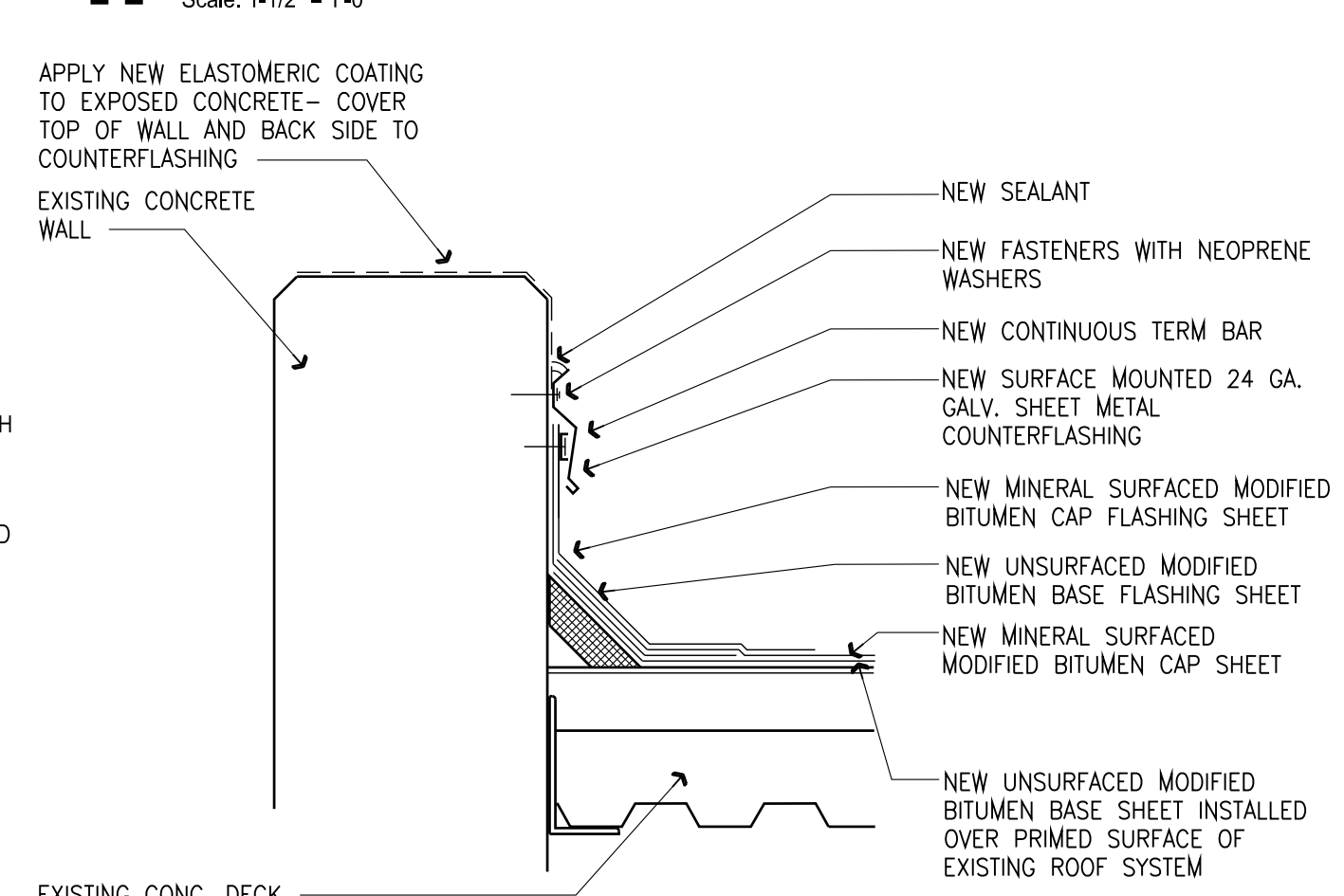
11 Wall Flashing Detail
Scale: 1-1/2" = 1'-0"



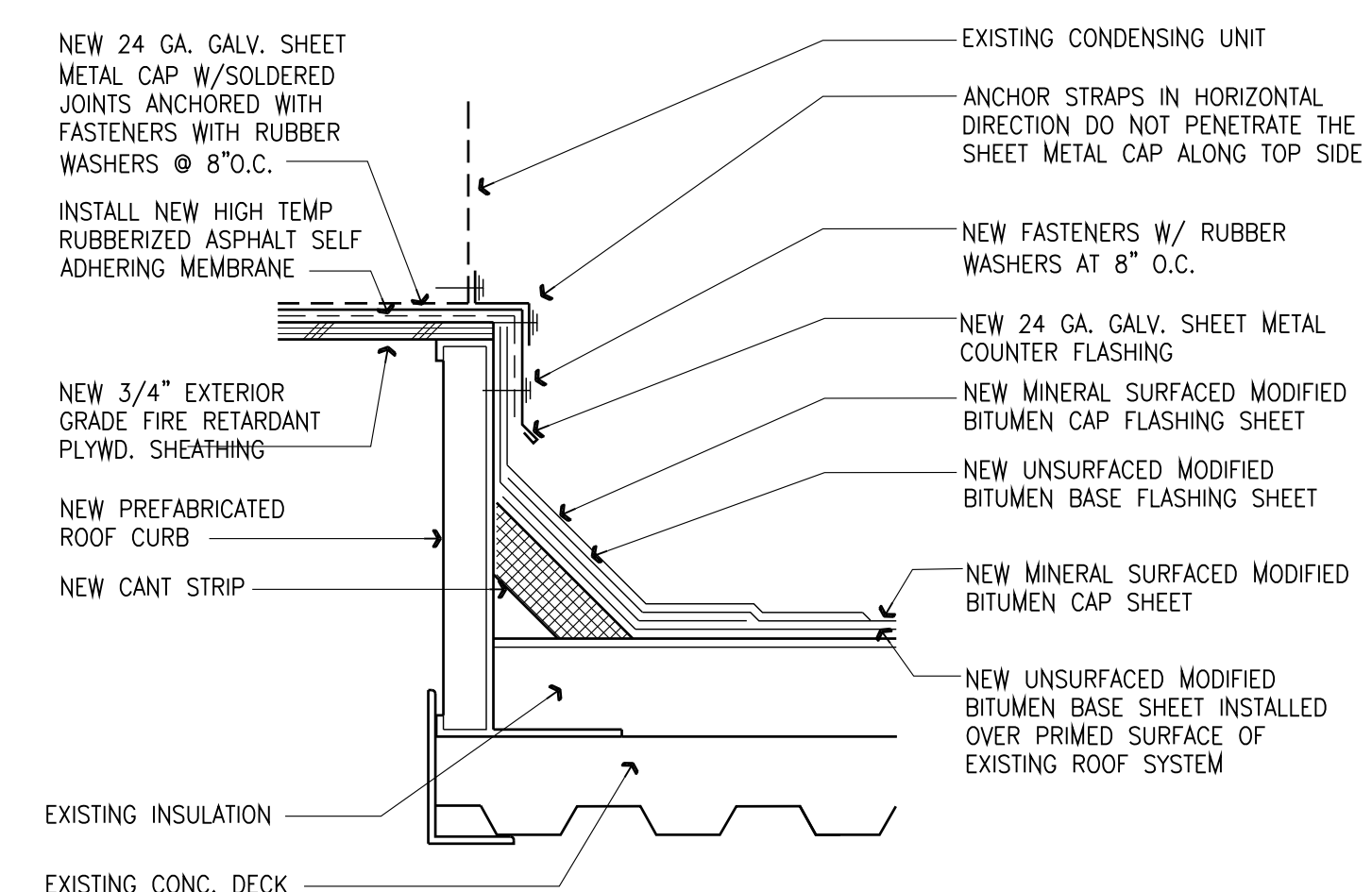
12 Coping Support Detail
Scale: 3" = 1'-0"



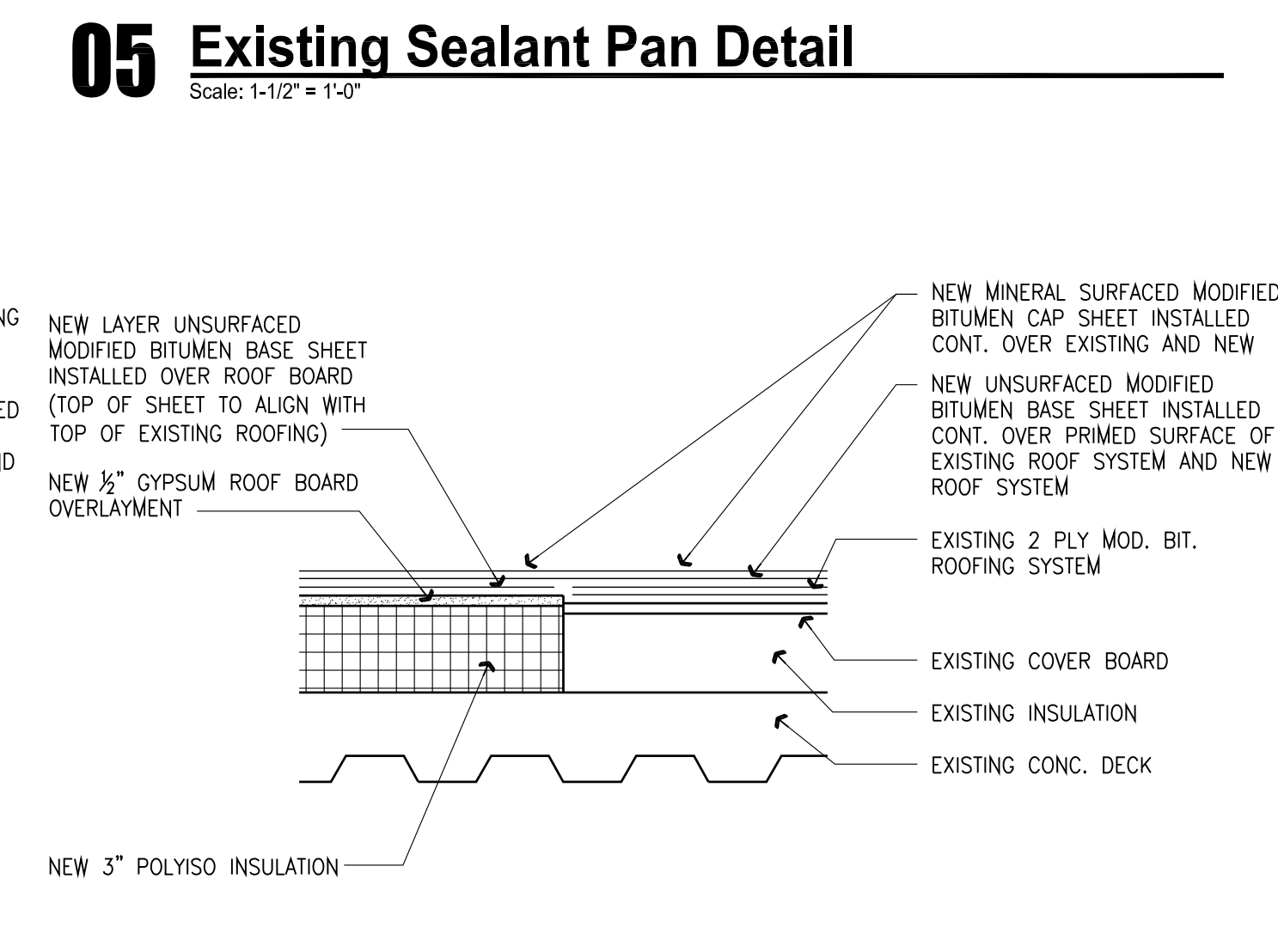
08 Expansion Joint Detail
Scale: 1-1/2" = 1'-0"



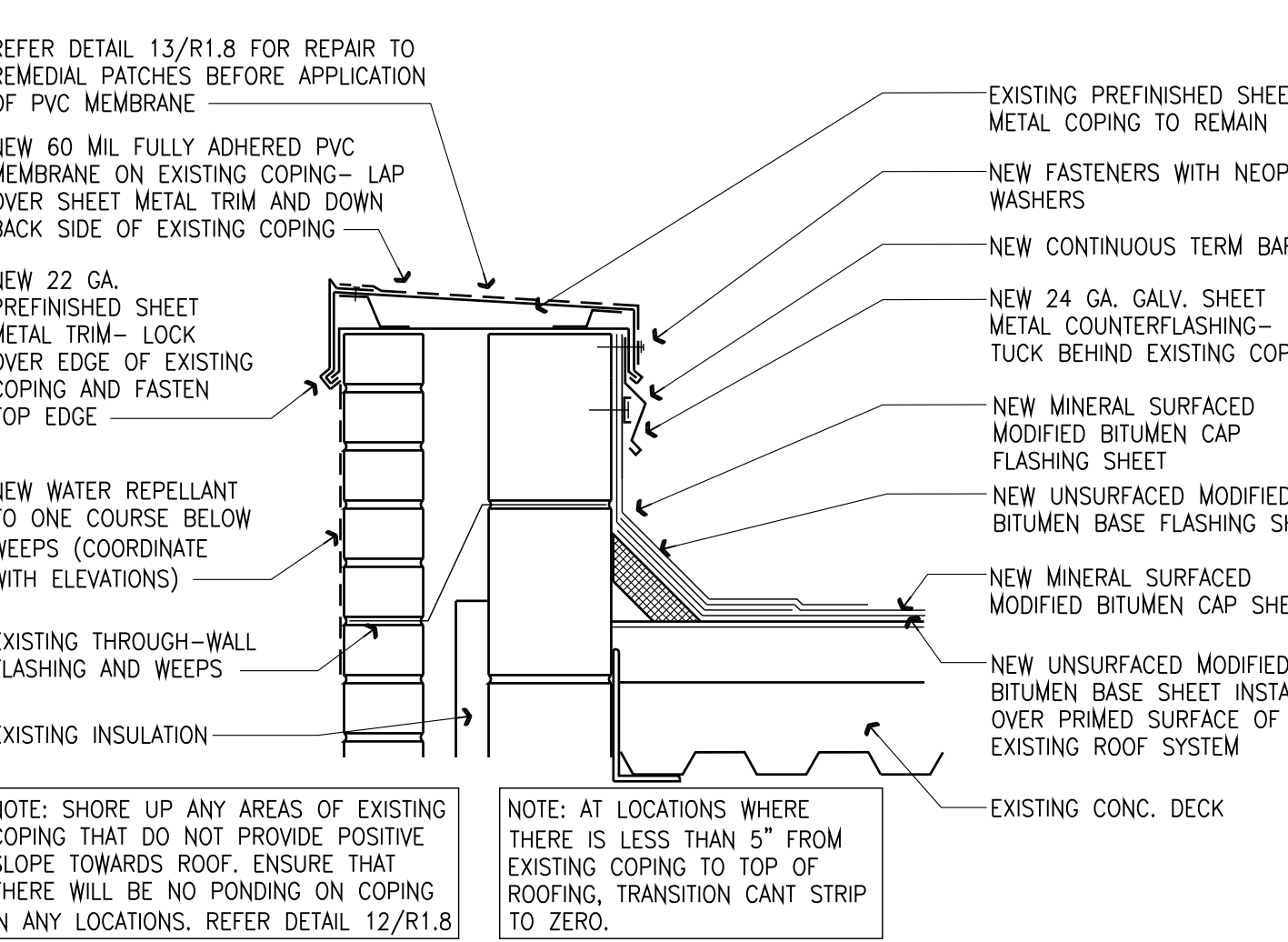
07 Concrete Parapet Detail
Scale: 1-1/2" = 1'-0"



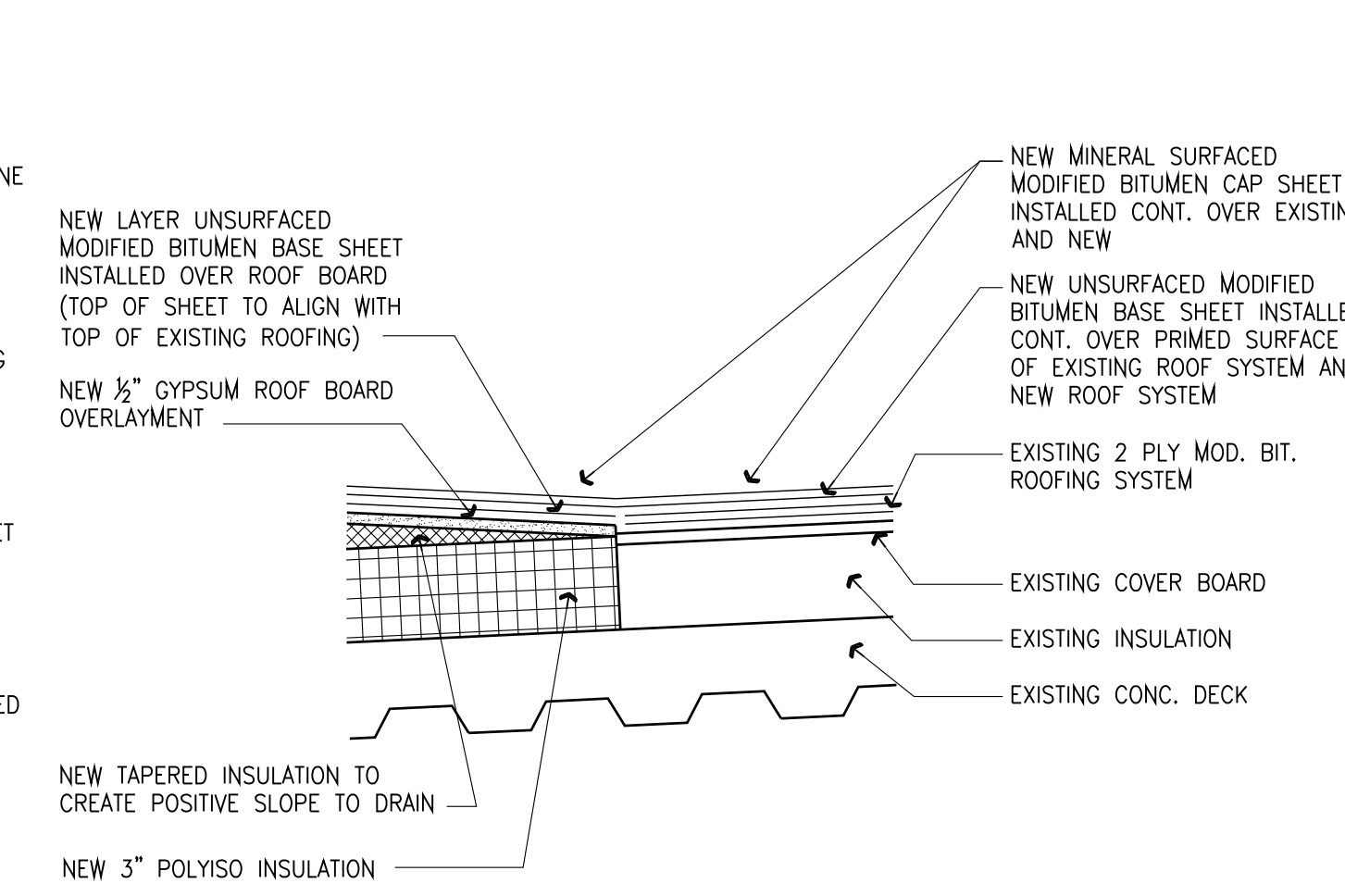
06 A/C Unit Support Detail
Scale: 1-1/2" = 1'-0"



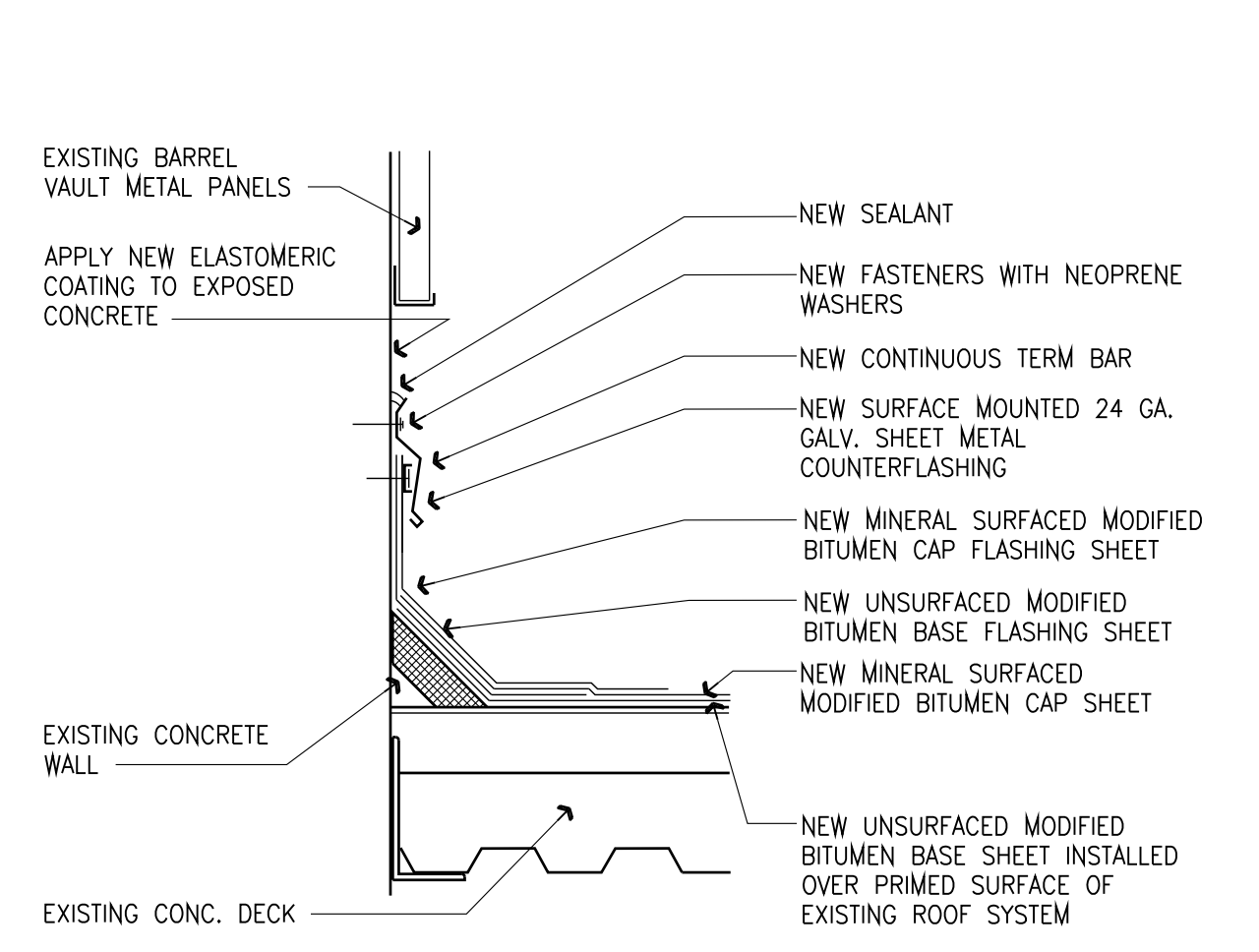
05 Existing Sealant Pan Detail
Scale: 1-1/2" = 1'-0"



03 Typical Parapet Detail
Scale: 1-1/2" = 1'-0"



02 Supplemental Insulation Detail
Scale: 1-1/2" = 1'-0"



04 Wall Flashing Detail
Scale: 1-1/2" = 1'-0"



01 Existing Roofing Infill Detail
Scale: 1-1/2" = 1'-0"

Roof Recovery
Collin County Justice Center
for Collin County
McKinney, Texas

Drawn By	TW
Checked By	TB
Revisions	


All drawings and written material appearing herein constitute original and unpublished work of the Architect, and may not be used or disclosed without prior written consent of the Architect.
© 2017 DryTec Moisture Protection Technology Consultants, Inc.

Sheet Title
Roof Details

Project Number	46-17026N
Scale:	AS NOTED
Date	12/20/17

DryTec

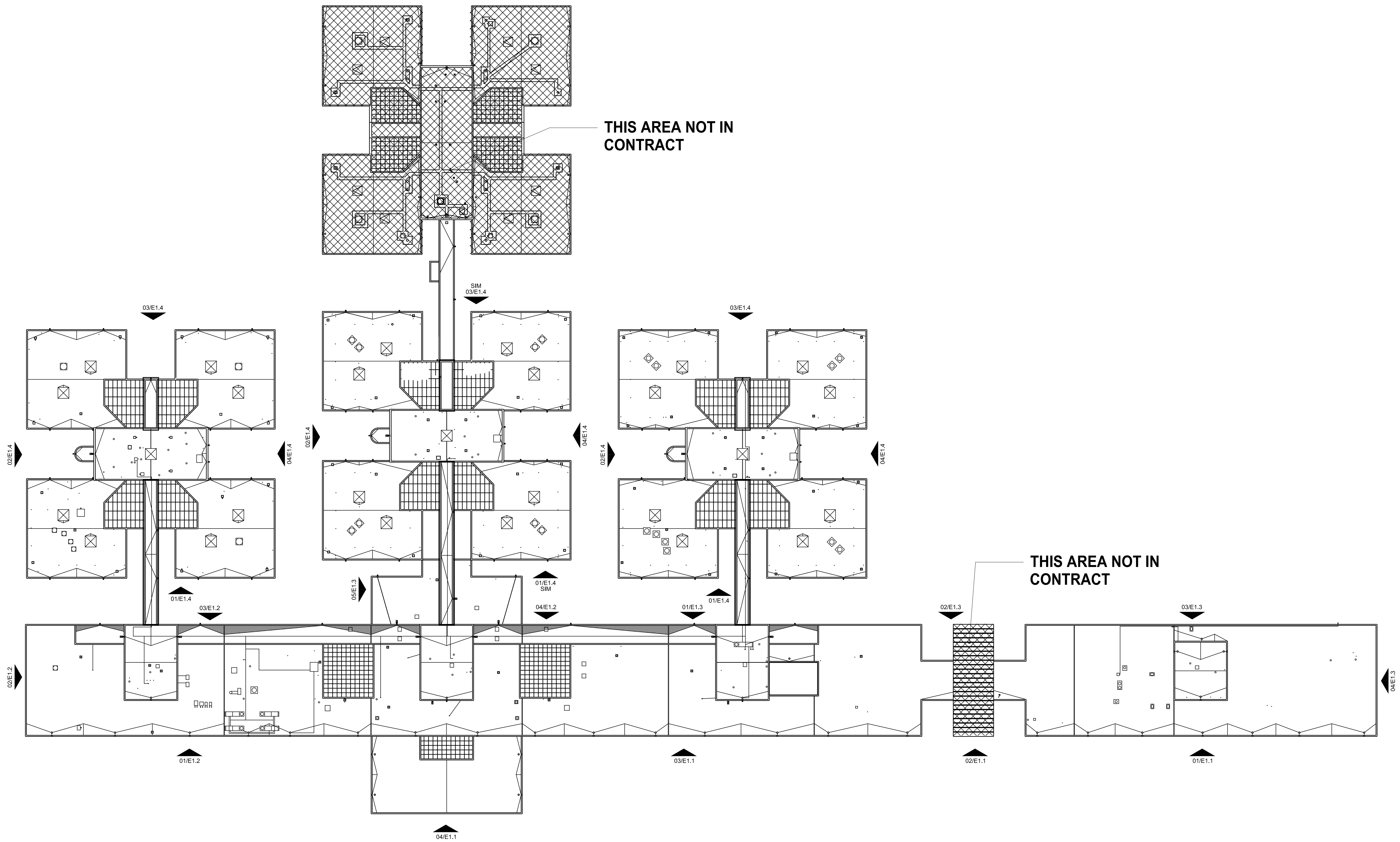
Moisture Protection
Technology
Consultants, Inc.
8750 N. Central Expwy.,
Suite 1730
Dallas, Texas 75231
Voice 214-363-2192
Fax 214-363-2193



Date of Signing Dec. 20, 2017

THIS AREA NOT IN CONTRACT

THIS AREA NOT IN CONTRACT



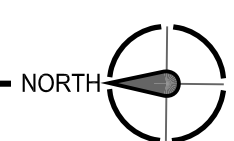
Roof Recovery
Collin County Justice Center
for Collin County
McKinney, Texas

Drawn By	TW
Checked By	TB
Revisions	

All drawings and written material appearing herein constitute original and unpublished work of the Architect, and may not be used or disclosed without prior written consent of the Architect.
© 2017 DryTec Moisture Protection Technology Consultants, Inc.

Sheet Title
Exterior Elevations Key Plan

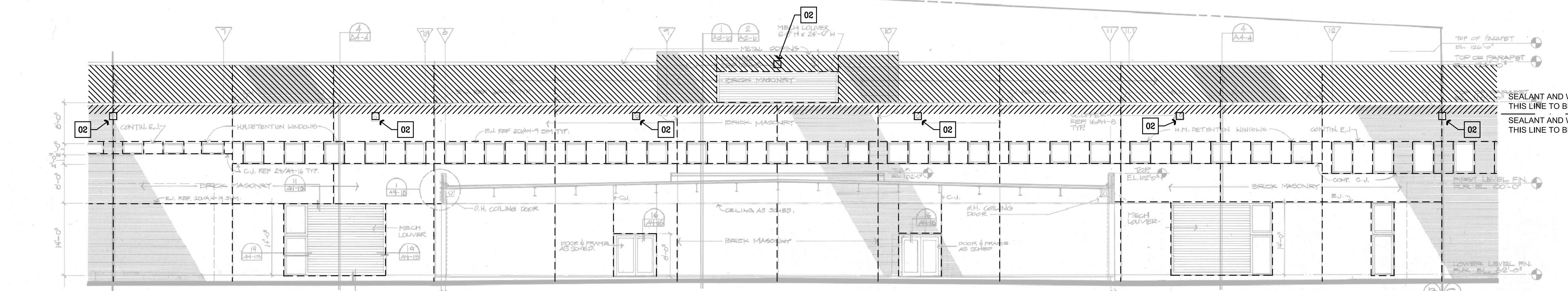
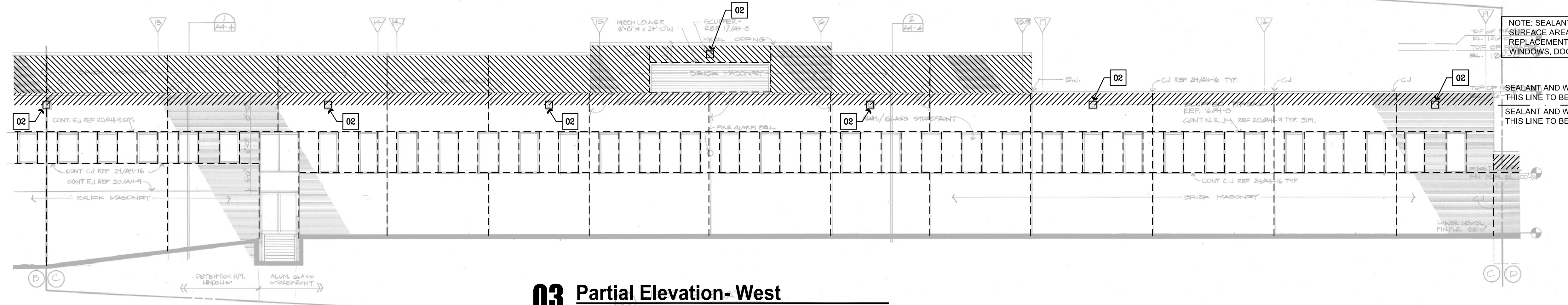
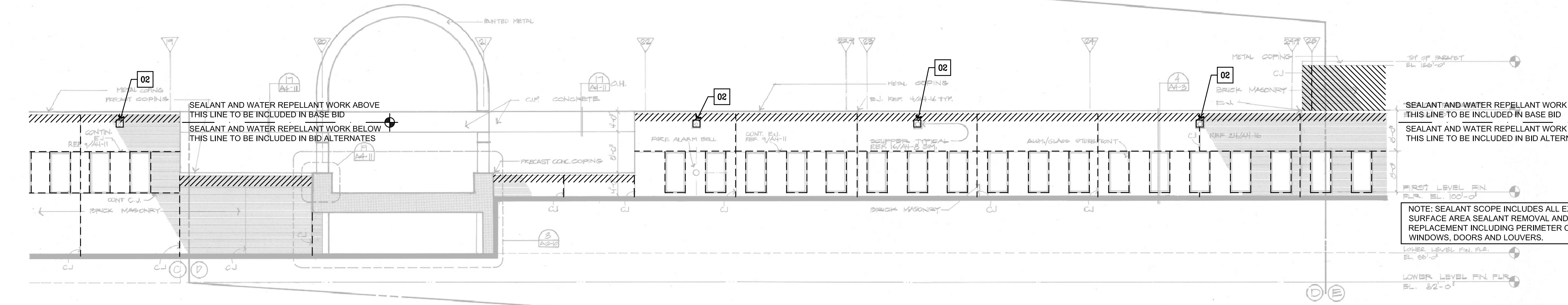
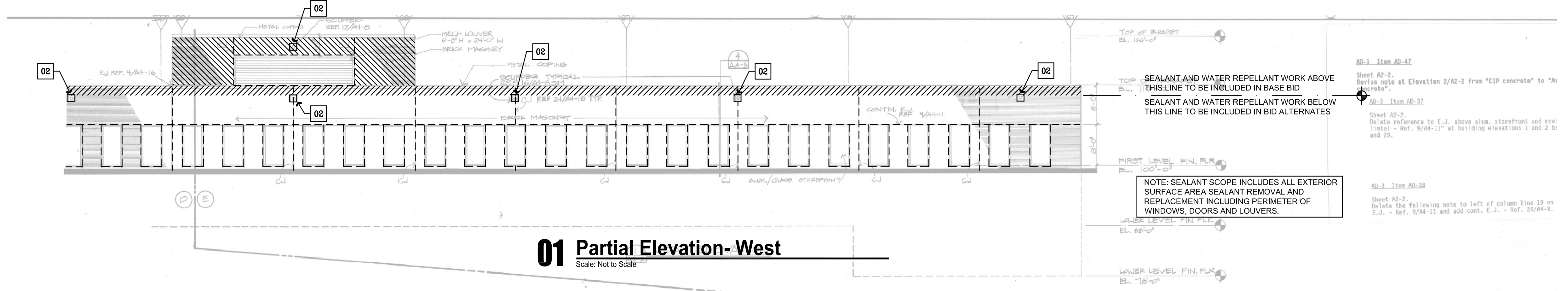

Project Number 46-17026N
Scale: AS NOTED
Date 12/20/17



01 Exterior Elevations Key Plan

Scale: Not to Scale

Sheet No. **E1.0**
17 of 21 Sheets

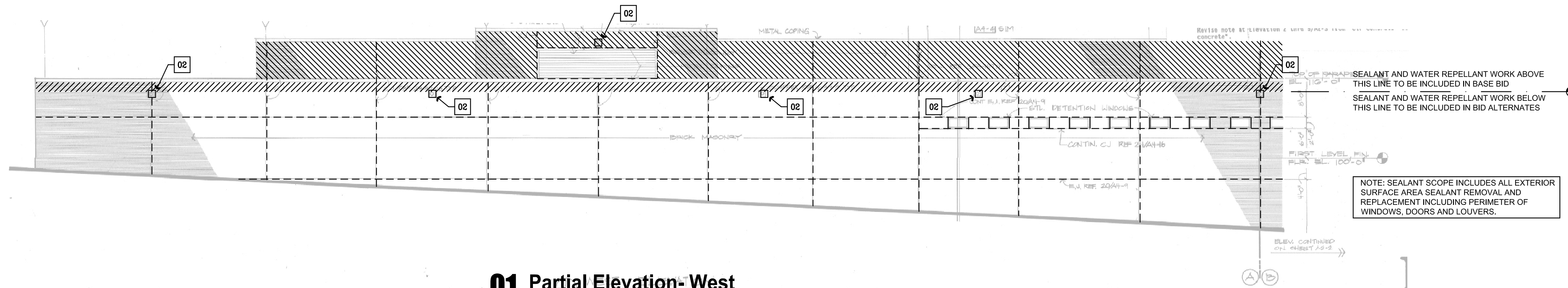


Elevation Notes

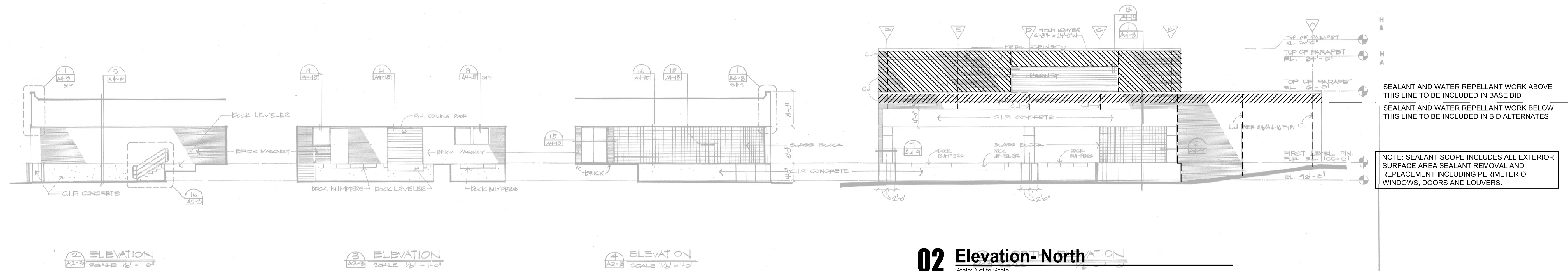
- GENERAL NOTE- FACE BRICK AREAS INDICATED TO RECEIVE NEW WATER REPELLANT ARE FIRST TO BE CLEANED. REFER TO SPECIFICATIONS SECTION 04 0100 FOR CLEANING INSTRUCTIONS AND WATER REPELLANT INFORMATION.
- INSTALL SEALANT AT PERIMETER OF ALL SCUPPER SHEET METAL FASCIAS.
- INSTALL SEALANT AT PERIMETER OF SECURITY GLAZED WINDOWS (BETWEEN FRAME AND BRICK). WET SEAL GLAZING (BETWEEN FRAME AND GLAZING)- REFER SPECIFICATIONS SECTION 08 8900. PAINT WINDOW FRAMES.

Legend

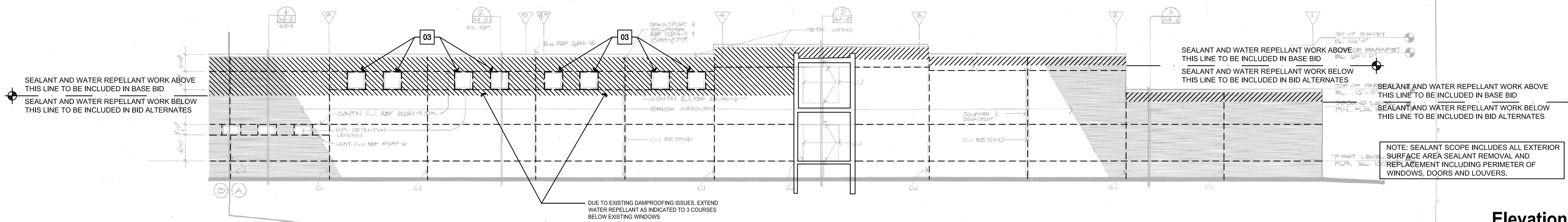
- REMOVE AND REPLACE EXISTING SEALANT JOINT
- INSTALL WATER REPELLANT ON EXISTING MASONRY TO 1 COURSE BELOW THROUGH-WALL FLASHING
- INSTALL WATER REPELLANT ON ENTIRE WALL SURFACE



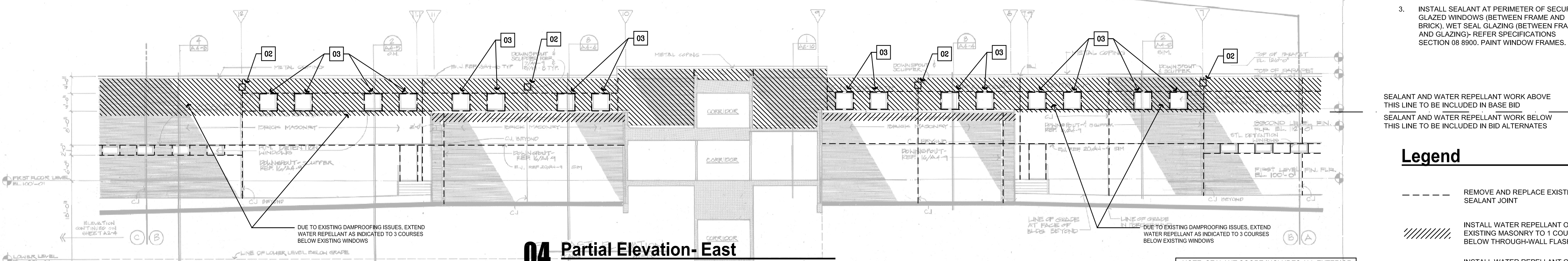
01 Partial Elevation- West
Scale: Not to Scale



02 Elevation- North
Scale: Not to Scale



03 Partial Elevation- East
Scale: Not to Scale



04 Partial Elevation- East
Scale: Not to Scale

Elevation Notes

- GENERAL NOTE- FACE BRICK AREAS INDICATED TO RECEIVE NEW WATER REPELLANT ARE FIRST TO BE CLEANED. REFER TO SPECIFICATIONS SECTION 04 0100 FOR CLEANING INSTRUCTIONS AND WATER REPELLANT INFORMATION.
- INSTALL SEALANT AT PERIMETER OF ALL SCUPPER SHEET METAL FASCIAS.
- INSTALL SEALANT AT PERIMETER OF SECURITY GLAZED WINDOWS (BETWEEN FRAME AND BRICK), WET SEAL GLAZING (BETWEEN FRAME AND GLAZING)- REFER SPECIFICATIONS SECTION 08 8900. PAINT WINDOW FRAMES.

SEALANT AND WATER REPELLANT WORK ABOVE THIS LINE TO BE INCLUDED IN BASE BID
SEALANT AND WATER REPELLANT WORK BELOW THIS LINE TO BE INCLUDED IN BID ALTERNATES

Legend

- REMOVE AND REPLACE EXISTING SEALANT JOINT
- ////// INSTALL WATER REPELLANT ON EXISTING MASONRY TO 1 COURSE BELOW THROUGH-WALL FLASHING
- ////// INSTALL WATER REPELLANT ON ENTIRE WALL SURFACE



DryTec
Moisture Protection
Technology
Consultants, Inc.
8750 N. Central Expy.,
Suite 1730
Dallas, Texas 75231
Voice 214-363-2192
Fax 214-363-2193



Date of Signing Dec. 20, 2017

Roof Recovery
Collin County Justice Center
for Collin County
McKinney, Texas

Drawn By TW
Checked By TB

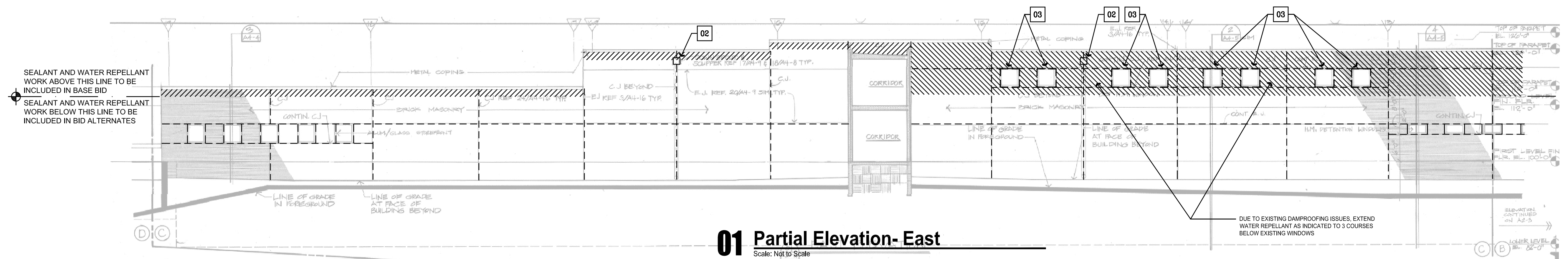
Revisions	

All drawings and written material appearing herein constitute original and unpublished work of the Architect, and may not be used or disclosed without prior written consent of the Architect.
© 2017 DryTec Moisture Protection Technology Consultants, Inc.

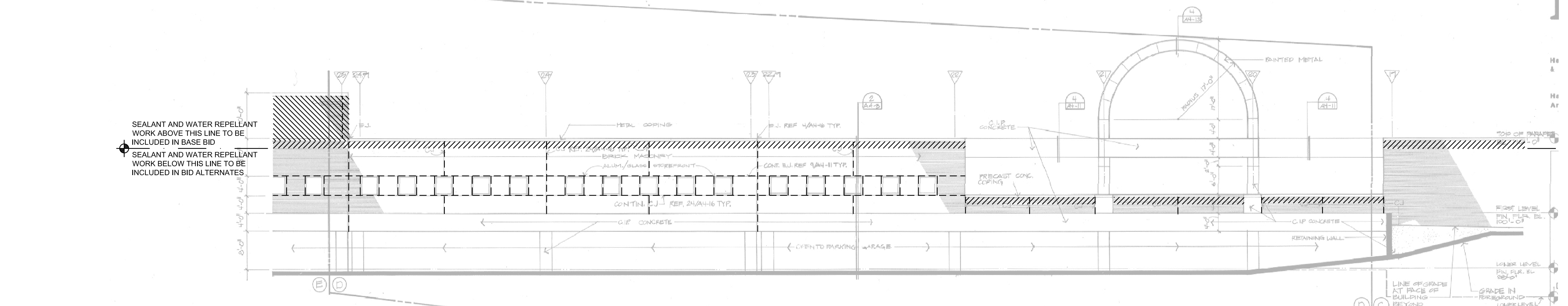
Sheet Title
Exterior Elevations

Project Number 46-17026N
Scale: AS NOTED
Date 12/20/17

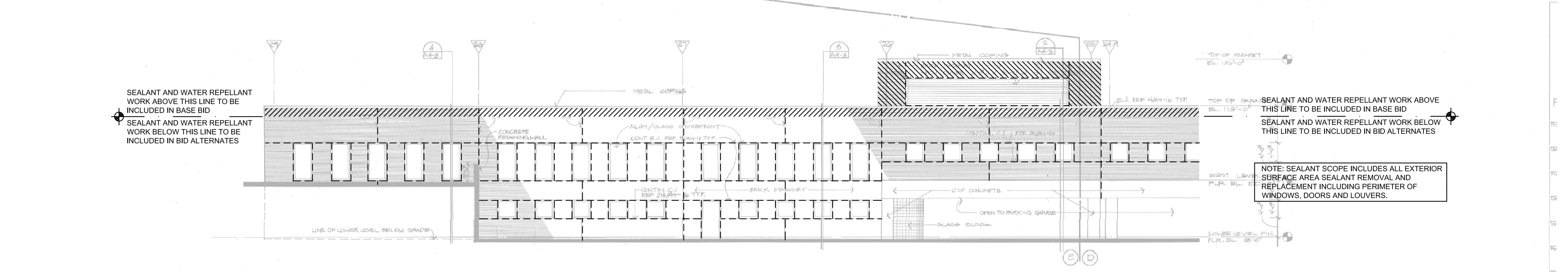
Sheet No. **E1.2**
19 of 21 Sheets



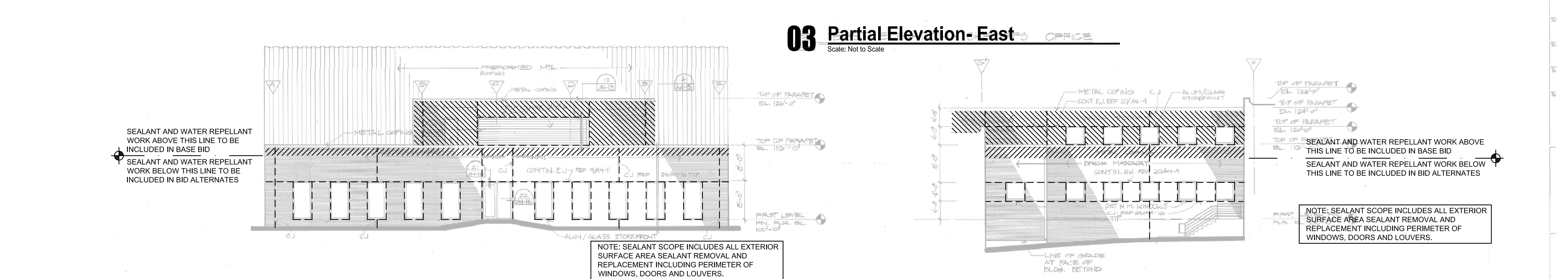
01 Partial Elevation- East
Scale: Not to Scale



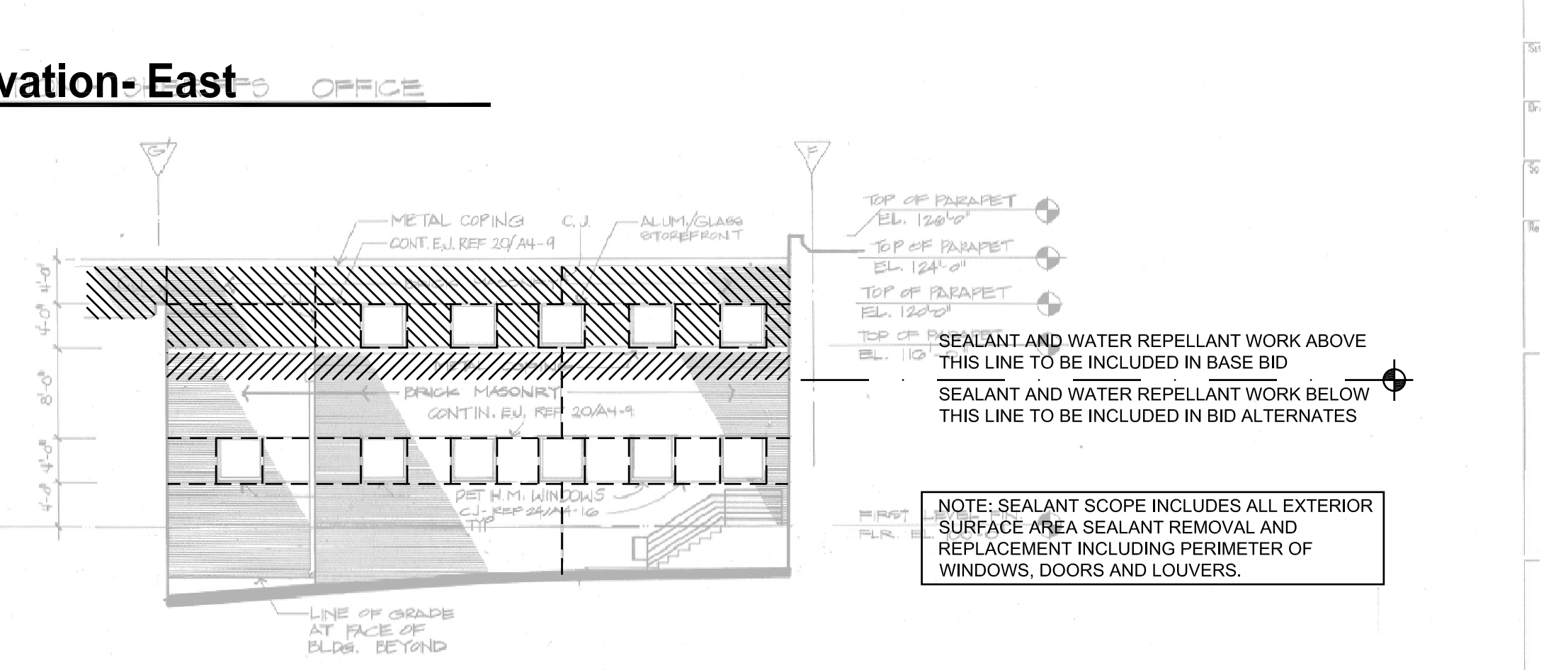
02 Partial Elevation- East
Scale: Not to Scale



03 Partial Elevation- East
Scale: Not to Scale



04 Elevation- South
Scale: Not to Scale



05 Partial Elevation- North
Scale: Not to Scale

SEALANT AND WATER REPELLANT WORK ABOVE THIS LINE TO BE INCLUDED IN BASE BID
SEALANT AND WATER REPELLANT WORK BELOW THIS LINE TO BE INCLUDED IN BID ALTERNATES

NOTE: SEALANT SCOPE INCLUDES ALL EXTERIOR SURFACE AREA SEALANT REMOVAL AND REPLACEMENT INCLUDING PERIMETER OF WINDOWS, DOORS AND LOUVERS.

SEALANT AND WATER REPELLANT WORK ABOVE THIS LINE TO BE INCLUDED IN BASE BID
SEALANT AND WATER REPELLANT WORK BELOW THIS LINE TO BE INCLUDED IN BID ALTERNATES

NOTE: SEALANT SCOPE INCLUDES ALL EXTERIOR SURFACE AREA SEALANT REMOVAL AND REPLACEMENT INCLUDING PERIMETER OF WINDOWS, DOORS AND LOUVERS.

SEALANT AND WATER REPELLANT WORK ABOVE THIS LINE TO BE INCLUDED IN BASE BID
SEALANT AND WATER REPELLANT WORK BELOW THIS LINE TO BE INCLUDED IN BID ALTERNATES

NOTE: SEALANT SCOPE INCLUDES ALL EXTERIOR SURFACE AREA SEALANT REMOVAL AND REPLACEMENT INCLUDING PERIMETER OF WINDOWS, DOORS AND LOUVERS.

SEALANT AND WATER REPELLANT WORK ABOVE THIS LINE TO BE INCLUDED IN BASE BID
SEALANT AND WATER REPELLANT WORK BELOW THIS LINE TO BE INCLUDED IN BID ALTERNATES

NOTE: SEALANT SCOPE INCLUDES ALL EXTERIOR SURFACE AREA SEALANT REMOVAL AND REPLACEMENT INCLUDING PERIMETER OF WINDOWS, DOORS AND LOUVERS.

NOTE: SEALANT SCOPE INCLUDES ALL EXTERIOR SURFACE AREA SEALANT REMOVAL AND REPLACEMENT INCLUDING PERIMETER OF WINDOWS, DOORS AND LOUVERS.

Elevation Notes


- GENERAL NOTE- FACE BRICK AREAS INDICATED TO RECEIVE NEW WATER REPELLANT ARE FIRST TO BE CLEANED. REFER TO SPECIFICATIONS SECTION 04 0100 FOR CLEANING INSTRUCTIONS AND WATER REPELLANT INFORMATION.
- INSTALL SEALANT AT PERIMETER OF ALL SCUPPER SHEET METAL FASCIAS.
- INSTALL SEALANT AT PERIMETER OF SECURITY GLAZED WINDOWS (BETWEEN FRAME AND BRICK), WET SEAL GLAZING (BETWEEN FRAME AND GLAZING)- REFER SPECIFICATIONS SECTION 08 8900. PAINT WINDOW FRAMES.

Legend

- REMOVE AND REPLACE EXISTING SEALANT JOINT
- ////// INSTALL WATER REPELLANT ON EXISTING MASONRY TO 1 COURSE BELOW THROUGH-WALL FLASHING
- ||||||| INSTALL WATER REPELLANT ON ENTIRE WALL SURFACE

DryTec

Moisture Protection Technology Consultants, Inc.
8750 N. Central Expwy., Suite 1730
Dallas, Texas 75231
Voice 214-363-2192
Fax 214-363-2193



Date of Signing Dec. 20, 2017

Roof Recovery
Collin County Justice Center
for Collin County
McKinney, Texas

Drawn By TW
Checked By TB

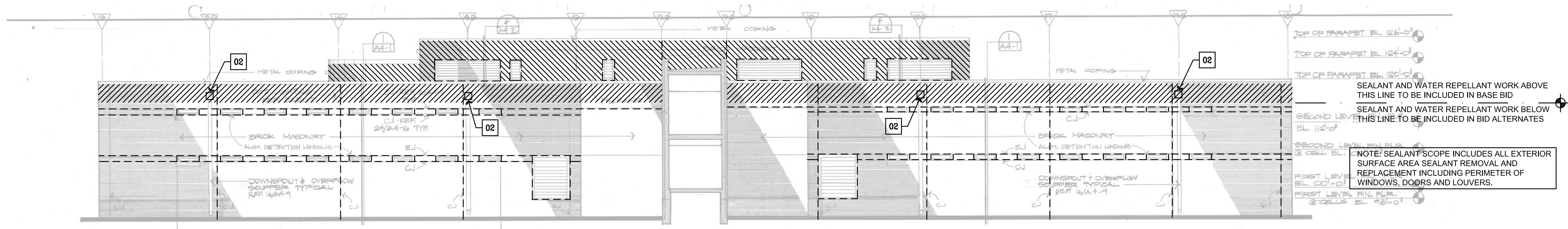
Revisions

All drawings and written material appearing herein constitute original and unpublished work of the Architect and may not be used or disclosed without prior written consent of the Architect.
© 2017 DryTec Moisture Protection Technology Consultants, Inc.

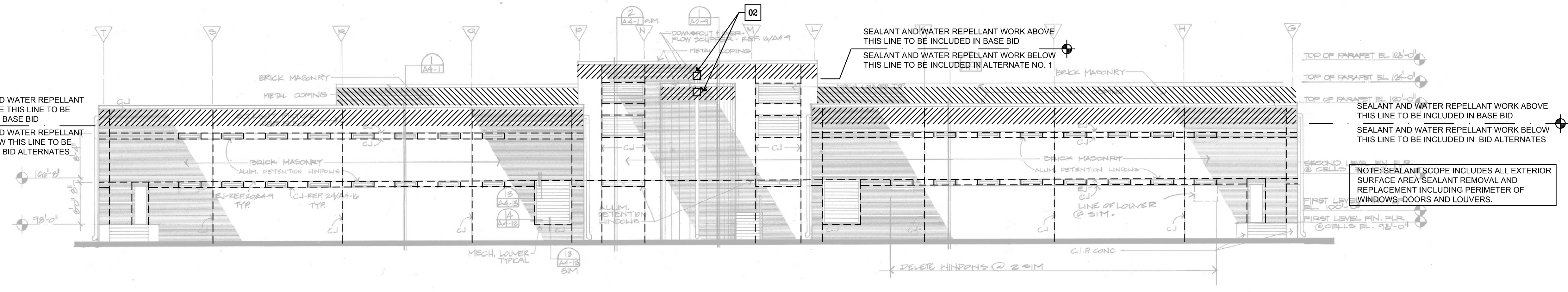
Sheet Title
Exterior Elevations

Project Number 46-17026N
Scale: AS NOTED
Date 12/20/17

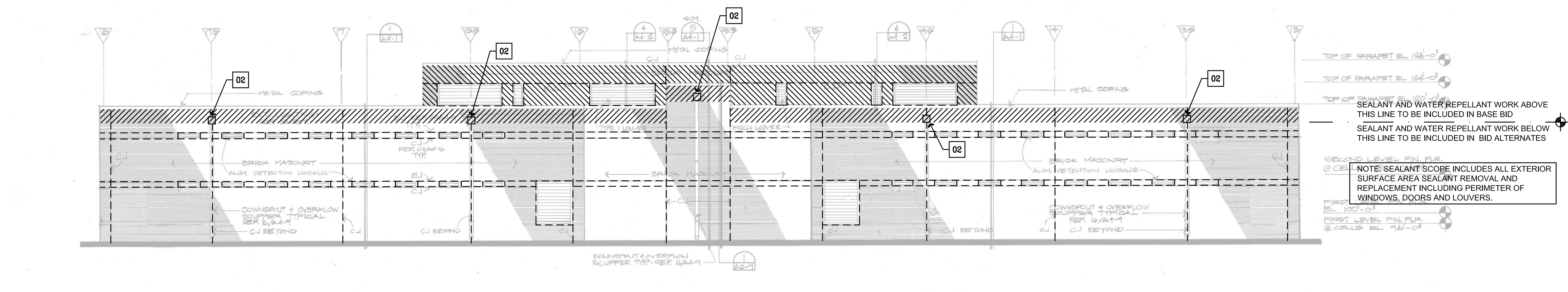
Sheet No. **E1.3**
20 of 21 Sheets



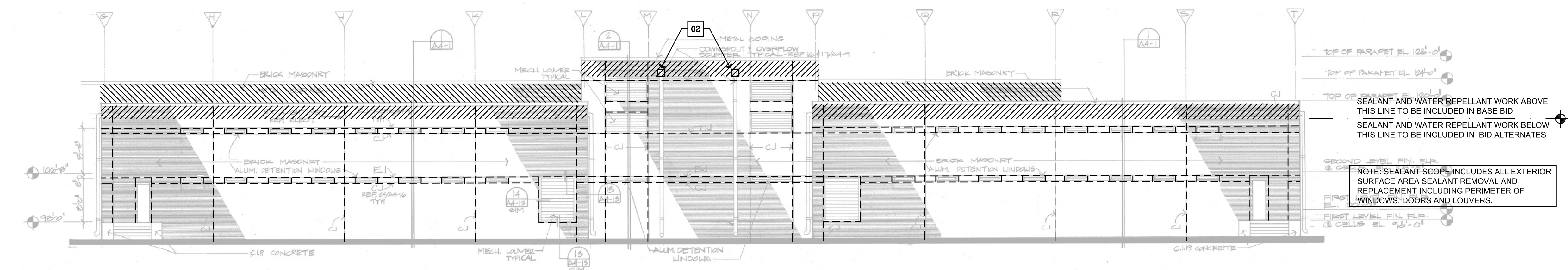
01 Partial Elevation - West Wing Cluster
Scale: Not to Scale



02 Partial Elevation - North Wing Cluster
Scale: Not to Scale




03 Partial Elevation - East Wing Cluster
Scale: Not to Scale



04 Partial Elevation - South Wing Cluster
Scale: Not to Scale

DryTec
Moisture Protection
Technology
Consultants, Inc.
8750 N. Central Expwy,
Suite 1730
Dallas, Texas 75231
Voice 214-363-2192
Fax 214-363-2193



Date of Signing Dec. 20, 2017

Roof Recovery
Collin County Justice Center
for Collin County
McKinney, Texas

Drawn By TW
Checked By TB
Revisions

Elevation Notes

- GENERAL NOTE- FACE BRICK AREAS INDICATED TO RECEIVE NEW WATER REPELLANT ARE FIRST TO BE CLEANED. REFER TO SPECIFICATIONS SECTION 04 0100 FOR CLEANING INSTRUCTIONS AND WATER REPELLANT INFORMATION.
- INSTALL SEALANT AT PERIMETER OF ALL SCUPPER SHEET METAL FASCIAS.
- INSTALL SEALANT AT PERIMETER OF SECURITY GLAZED WINDOWS (BETWEEN FRAME AND BRICK), WET SEAL GLAZING (BETWEEN FRAME AND GLAZING)- REFER SPECIFICATIONS SECTION 08 8900, PAINT WINDOW FRAMES.

All drawings and written material appearing herein constitute original and unpublished work of the Architect and may not be used or disclosed without prior written consent of the Architect.
© 2017 DryTec Moisture Protection Technology Consultants, Inc.

Legend

- REMOVE AND REPLACE EXISTING SEALANT JOINT
- ////// INSTALL WATER REPELLANT ON EXISTING MASONRY TO 1 COURSE BELOW THROUGH-WALL FLASHING
- ////// INSTALL WATER REPELLANT ON ENTIRE WALL SURFACE

Sheet Title
Exterior Elevations
Project Number 46-17026N
Scale: AS NOTED
Date 12/20/17
Sheet No. **E1.4**
21 of 21 Sheets