



COLLIN COUNTY

Tax Rate Workshop

BUDGET 2019



COLLIN COUNTY

Court Recommended Budget

BUDGET 2019



FY 2019 Expenditure Budget Snapshot

Fund	FY 2019 Court Recommended	One-Time Expenditures	Grand Total
General Fund			
Road & Bridge Fund		---	
Permanent Improvement Fund		---	
Debt Service Fund		---	
Other Funds		---	
Total			



FY 2019 Revenue Estimate Snapshot

Fund	Tax Revenue	Other Revenue	Total Revenue
General Fund \$0.xxx		\$30.1	
Road & Bridge Fund	---	\$22.1	\$22.1
Permanent Improvement Fund \$0.0005	\$0.7	\$0.1	\$0.8
Debt Service Fund \$0.0xxx			
Other Funds	---	\$53.2	\$53.2
Total			



FY 2019 Property Tax Snapshot

Total Tax Rate	Total Amount of Taxes Generated	Road & Bridge Fund Tax Revenue	Permanent Improvement Fund Tax Revenue	Debt Service Fund Tax Revenue	Remaining Tax Revenue	General Fund Total Revenue (Includes \$30.2 M in Other Revenue)
FY 2018 Taxes	\$234.6	---	\$2.8	\$65.2	\$166.6	\$234.6
\$0.192246 – Current	\$261.5	---	\$0.7	\$72.8	\$188.0	\$218.1
\$0.192369 – Effective M&O plus Required Debt Rate	\$261.7	---	\$0.7	\$72.8	\$188.1	\$218.3
\$0.19155 – Same General Fund Rate	\$260.6	---	\$0.7	\$72.8	\$187.0	\$217.2
\$0.190000	\$258.4	---	\$0.7	\$72.8	\$184.9	\$215.1
\$0.187500	\$255.0	---	\$0.7	\$72.8	\$181.5	\$211.7
\$0.185000	\$251.6	---	\$0.7	\$72.8	\$178.0	\$208.3
\$0.182246	\$247.9	---	\$0.7	\$72.8	\$174.4	\$204.5
\$0.1807854 – Total Effective Tax Rate	\$245.9	---	\$0.7	\$72.8	\$172.4	\$202.5



COLLIN COUNTY

Truth-in-Taxation

BUDGET 2019



Effective Tax Rate

\$211,667,400



2017 Adjusted
Total Property Taxes



\$117,082,109,515



2018 Adjusted
Total Property Value



\$ 0.1807854



This Year's
Effective Tax Rate

The Effective Tax Rate is a hypothetical property tax rate that would give the county the same amount of total revenue it had in the previous fiscal year on properties taxed in both years.



Operations Effective Tax Rate

\$152,827,096



2017 Adjusted
Operations Property Taxes



\$117,082,109,515



2018 Adjusted
Total Property Value



\$ 0.1305298

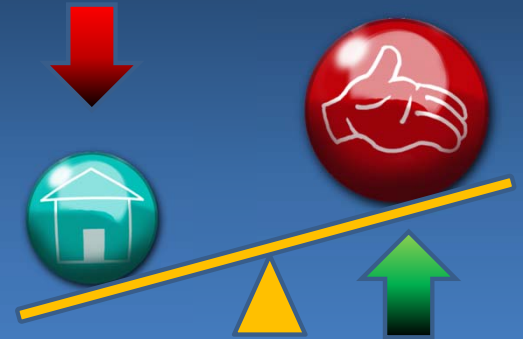


This Year's
Operations Effective Tax Rate

The Operations Effective Tax Rate is a hypothetical property tax rate that would give the county the same amount of operating revenue it had in the previous fiscal year. This give the County the ability to set the Debt Service tax rate at the amount needed to meet our financial obligations



The "Seesaw" Effect



Appraised Property Value



Effective Tax Rate

=



=



Rollback Rate

\$152,827,096



2017
Adjusted Operations
Property Taxes



\$117,082,109,515



2018
Adjusted
Appraisal Value



\$ 0.1305298



This Year's
Effective
Operating Rate

\$ 0.1305298



This Year's Effective
Operating Rate



108%



The Law



\$ 0.1409722



Maximum
Operating Rate



Total Rollback Rate

\$ 0.1409722



Maximum
Operating Rate



\$ 0.053573



Debt Tax Rate



\$ 0.1945452



This Year's Total
Rollback Rate



Effective Tax Rates

\$ 0.1305298



This Year's
Effective Operating Rate



\$ 0.053573



Debt Tax Rate



\$ 0.1945452



Operations Effective Tax Rate
Plus Required Debt Rate

\$ 0.1272124



Operating Tax Rate remaining
after meeting our Debt
Obligation



\$ 0.053573



Debt Tax Rate



\$ 0.1807854



This Year's Effective
Tax Rate



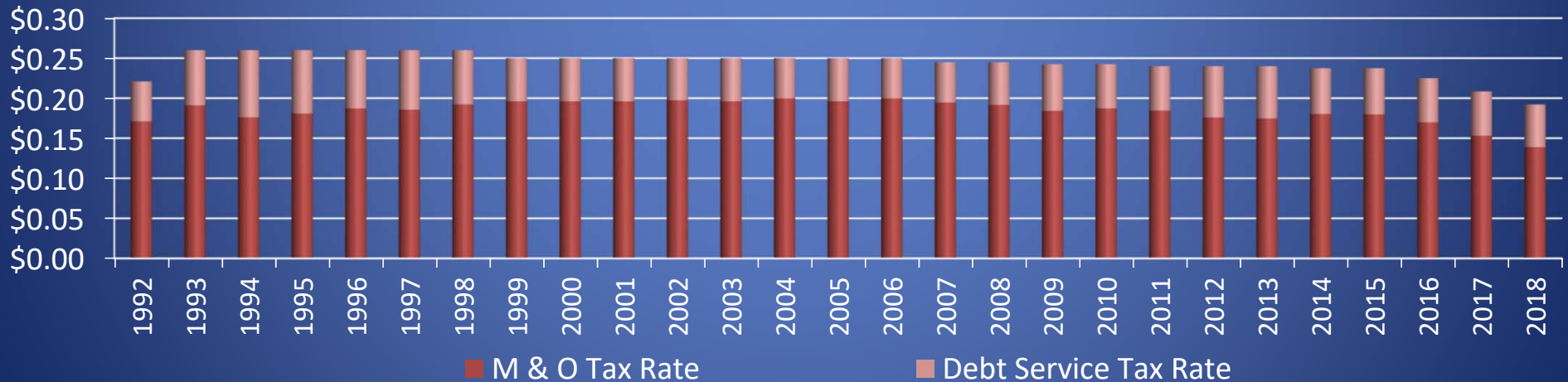
Truth-in-Taxation

Property Tax Rate Description	FY 2018 Adopted	FY 2019 Operations Effective Tax Rate plus Required Debt Rate	FY 2019 Effective Tax Rate
General Fund	\$0.136477	\$0.138296	\$0.1267124
Road & Bridge Fund	---	---	---
Permanent Improvement Fund	<u>\$0.002319</u>	<u>\$0.000500</u>	<u>\$0.0005000</u>
Total Maintenance & Operating Tax Rate	\$0.138796	\$0.138796	\$0.1387964
Debt Service Fund	<u>\$0.053450</u>	<u>\$0.053573</u>	<u>\$0.0535730</u>
Total Property Tax Rate	<u>\$0.192246</u>	<u>\$0.192369</u>	<u>\$0.1807854</u>
Effective Tax Rate	\$0.192246	\$0.180785	
Effective Maintenance & Operating Tax Rate	\$0.141332	\$0.130530	
Rollback Maintenance & Operating Tax Rate	\$0.169851	\$0.140972	
Debt Tax Rate	\$0.053450	\$0.053573	
Effective M & O Tax Rate plus Debt Tax Rate	\$0.194782	\$0.192369	
Rollback Tax Rate	\$0.206088	\$0.194545	
Rollback Tax Rate at 4%	\$0.200435	\$0.189324	



Tax Rate

- Current Tax Rate is \$0.192246 per \$100 valuation
- No tax rate increase for twenty-five years
- 5% Homestead Exemption for nine years





Tax Base Growth

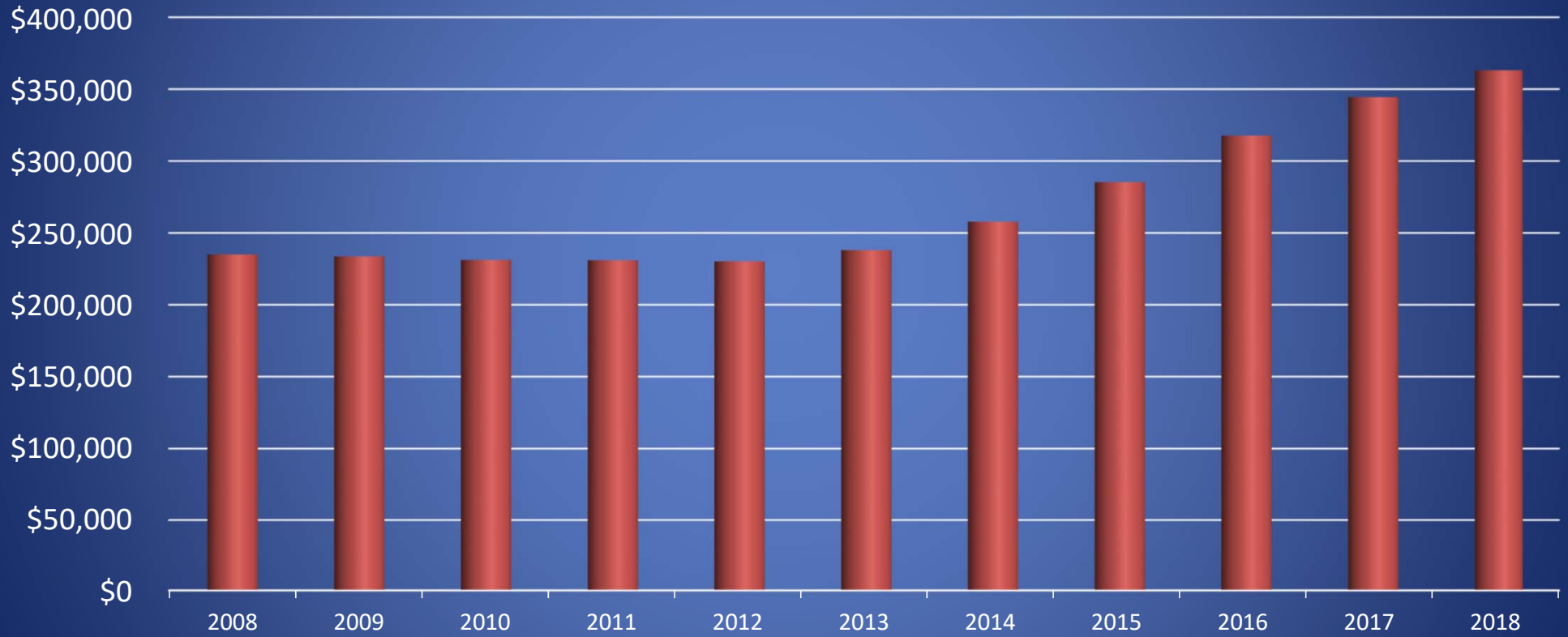
Adjusted Taxable Value





Home Values

Average Home Value



	2008	2009	2010	2011	2012	2013	2014	2015	2016	2017	2018
Adjusted Taxable Value	\$235,031	\$233,591	\$231,192	\$230,944	\$230,218	\$238,030	\$257,767	\$285,262	\$317,599	\$344,382	\$363,040



Average Collin County Tax Bill

Average Collin County Tax Bill





Average Tax Bill

The following is a property tax analysis for an average homeowner living in Collin County. The average home in Collin County is valued at \$363,040 according to statistics compiled by the Central Appraisal District of Collin County.

TAXING UNIT	CURRENT TAX RATE	AVERAGE TAXES
Collin County	\$0.192246	\$ 663.03
City of Plano	\$0.468600	\$ 1,360.96
Plano ISD	\$1.439000	\$ 4,864.40
Collin County Community College District	<u>\$0.079810</u>	<u>\$ 285.75</u>
Total	\$2.179656	\$ 7,174.15

Collin College

4% TAXING UNIT	EFFECTIVE TAX RATE	AVERAGE TAXES
Collin County	\$0.1807854	\$ 623.51
City of Plano	\$0.468600	\$ 1,360.96
Plano ISD	\$1.439000	\$ 4,864.40
Collin County Community College District	<u>\$0.079810</u>	<u>\$ 285.75</u>
Total	\$2.1681954	\$ 7,134.63

Note: Utilizes Prior Year Adopted Tax Rates for other entities



Plano ISD
66%

City of Plano
22%

Collin County
8%



Debt Service

- Need \$0.053573 in to meet our debt obligation for FY 2019
- Requesting approval of Resolution to Call Outstanding Bonds for Redemption in the amount of \$27.09 million.



Truth-in-Taxation

Property Tax Rate Description	FY 2018 Adopted	FY 2019 Operations Effective Tax Rate plus Required Debt Rate	FY 2019 Effective Tax Rate
General Fund	\$0.136477	\$0.138296	\$0.1267124
Road & Bridge Fund	---	---	---
Permanent Improvement Fund	<u>\$0.002319</u>	<u>\$0.000500</u>	<u>\$0.0005000</u>
Total Maintenance & Operating Tax Rate	\$0.138796	\$0.138796	\$0.1387964
Debt Service Fund	<u>\$0.053450</u>	<u>\$0.053573</u>	<u>\$0.0535730</u>
Total Property Tax Rate	<u>\$0.192246</u>	<u>\$0.192369</u>	<u>\$0.1807854</u>
Effective Tax Rate	\$0.192246	\$0.180785	
Effective Maintenance & Operating Tax Rate	\$0.141332	\$0.130530	
Rollback Maintenance & Operating Tax Rate	\$0.169851	\$0.140972	
Debt Tax Rate	\$0.053450	\$0.053573	
Effective M & O Tax Rate plus Debt Tax Rate	\$0.194782	\$0.192369	
Rollback Tax Rate	\$0.206088	\$0.194545	
Rollback Tax Rate at 4%	\$0.200435	\$0.189324	



Next Steps

- 1st Tax Rate Public Hearing Scheduled for Tuesday, September 4, 2018, scheduled for 1:30pm in the Jack Hatchell Administration Building, Commissioners Courtroom.
- 2nd Tax Rate Public Hearing scheduled for Monday, September 10, 2018, 1:30pm in the Jack Hatchell Administration Building, Commissioners Courtroom.
- Proposed Budget (to include any changes approved during this workshop) to be filed and posted on County's website Monday, September 10th.
- Budget Public Hearing scheduled for Monday, September 17, 2018, 1:30pm in the Jack Hatchell Administration Building, Commissioners Courtroom.
- Adoption of FY 2019 Budget, Tax Rate, and Fee Schedule scheduled for Monday, September 17, 2018, 1:30 pm, in the Jack Hatchell Administration Building, Commissioners Courtroom.



COLLIN COUNTY

**FY 2019
Tax Rate Workshop**

BUDGET 2019