

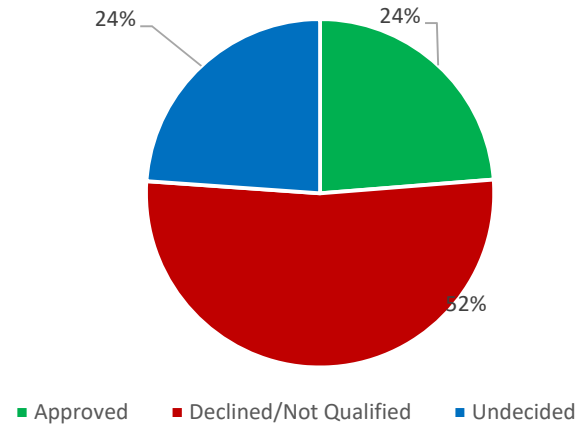
Zoom Application - Submitted Applications as of 8/7/2020 8:52am

Application Status - Submitted Applications	# of Submissions	\$ Amount Funded
Approved	679	\$ 2,273,749
Declined/Not Qualified	1,497	-
Undecided	683	-
	2,859	\$ 2,273,749

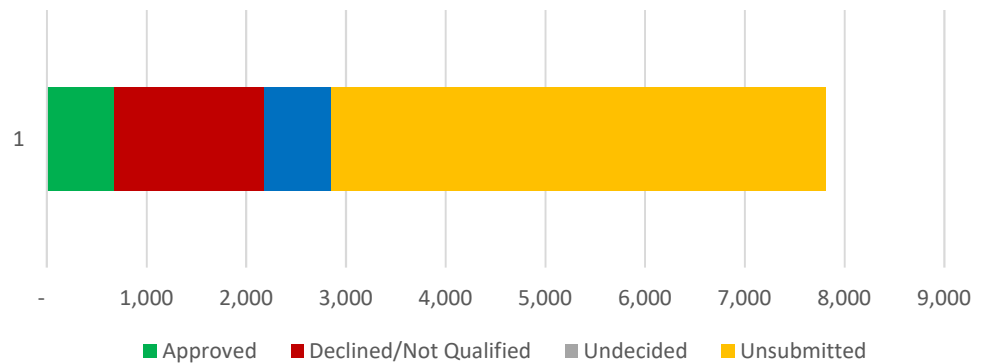
Avg Approved \$/Application: \$3349

Application Status - Submitted and Unsubmitted Applications	# of Submissions	\$ Amount Funded
Approved	679	\$ 2,273,749
Declined/Not Qualified	1,497	-
Undecided	683	-
Unsubmitted	4,953	-
	7,812	\$ 2,273,749

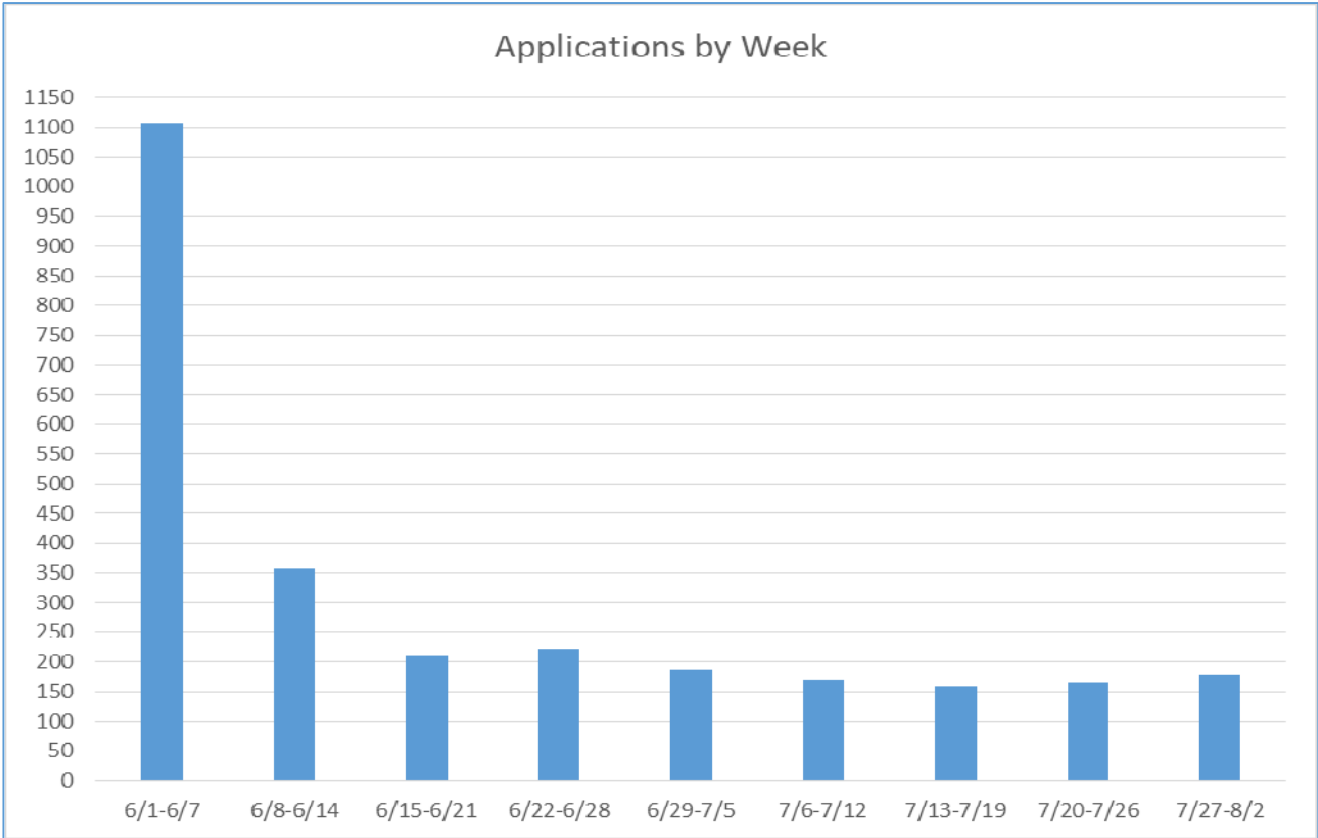
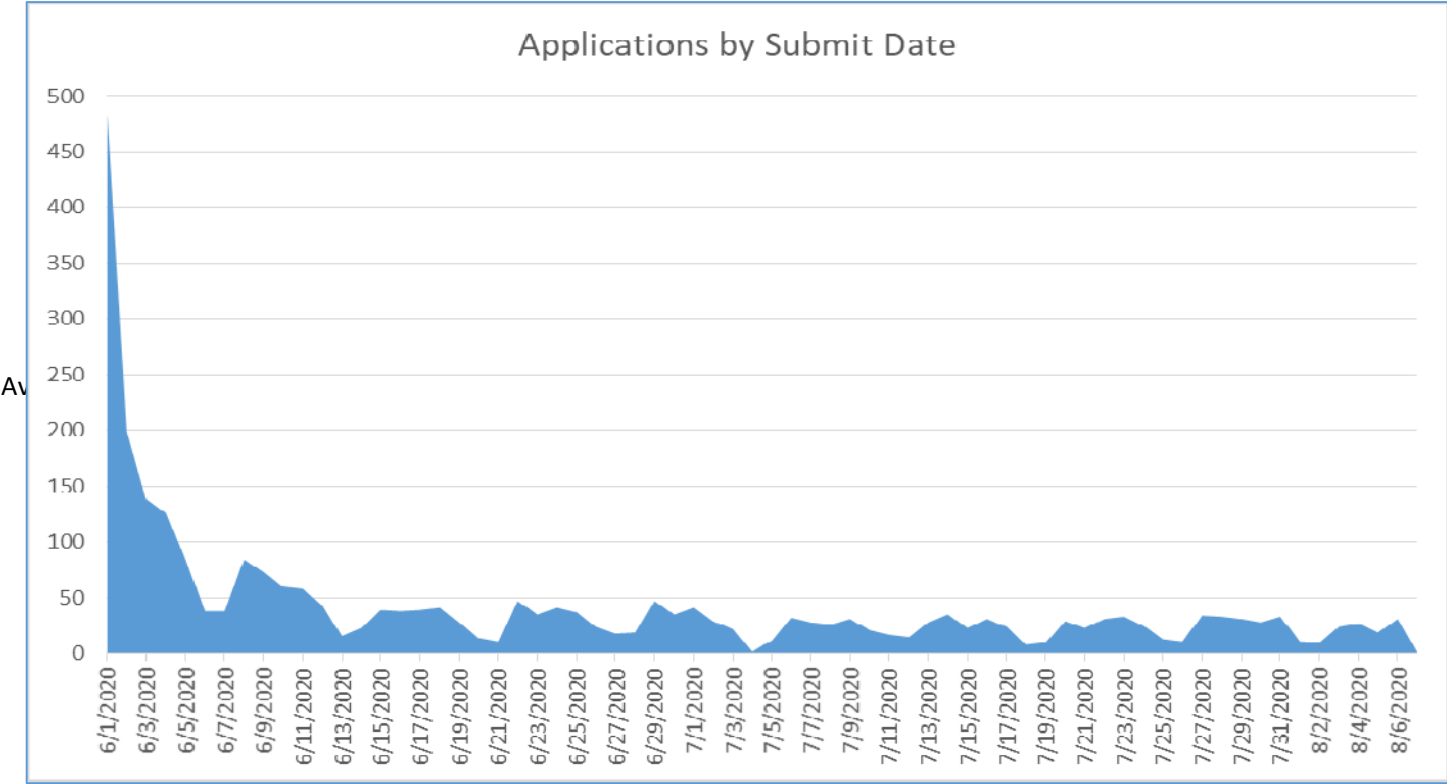
Status of Submitted Applications

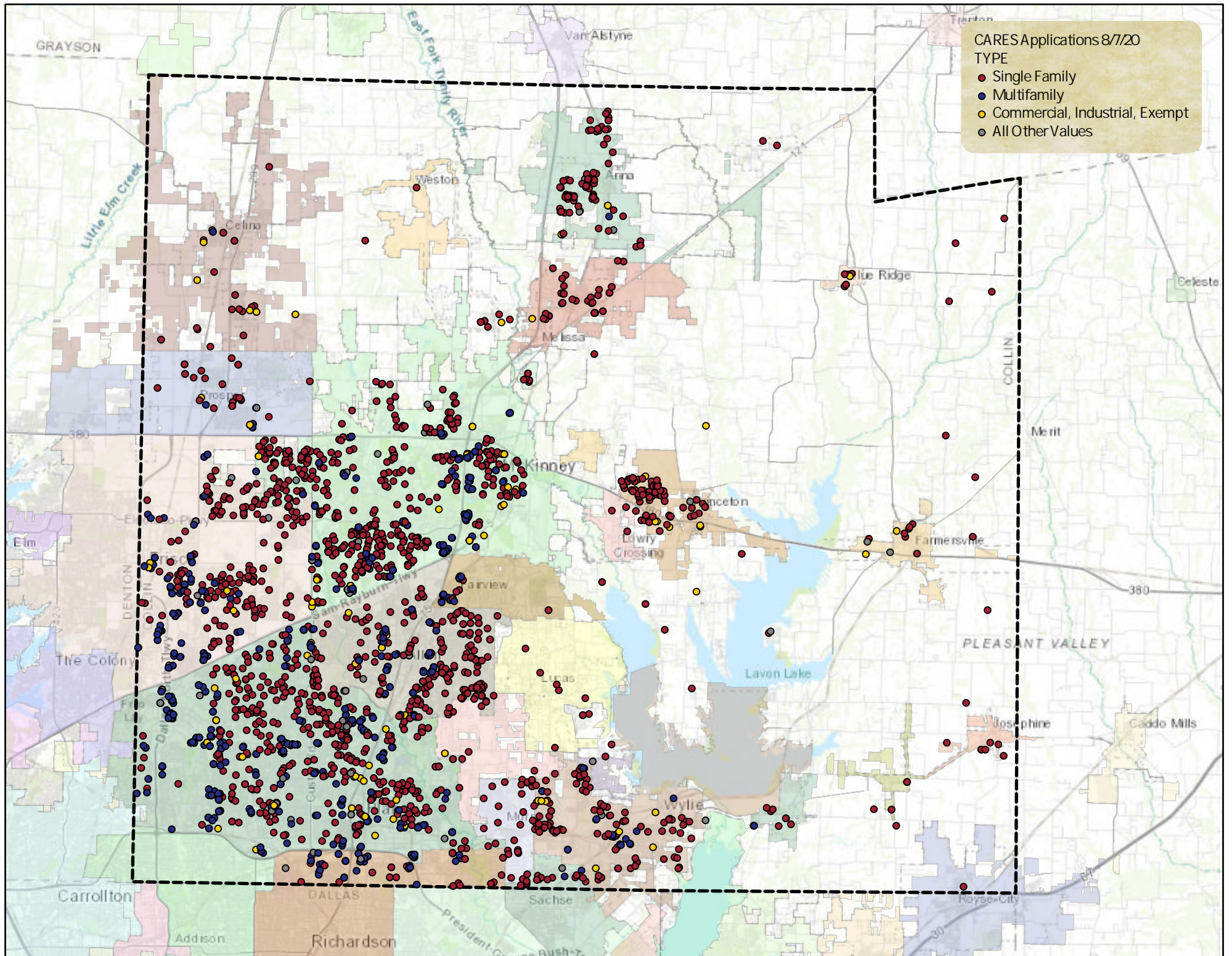


Application Status - Submitted and Unsubmitted Applications



Zoom Application - Submitted Applications
as of 8/7/2020 8:52am

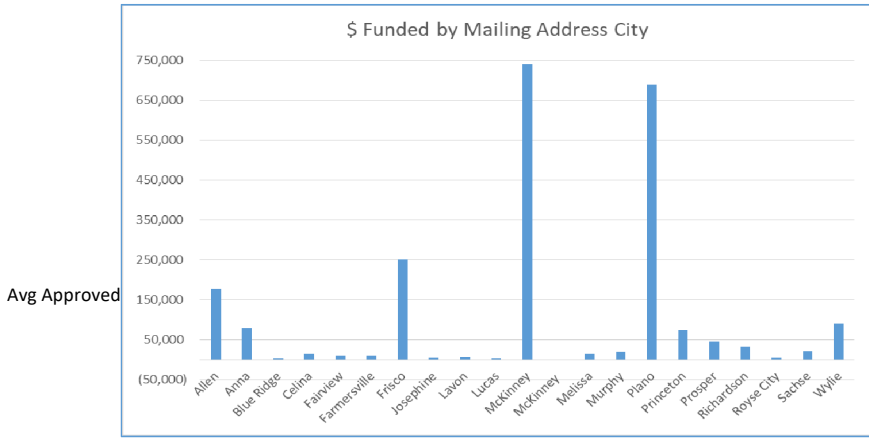




**ZoomGrants - Applications Denied
as of 8/7/2020 8:52am**

Reasons Denied	Applications Denied
No Unpaid Bills	276
Documentation not available	267
<25% Income Reduction	205
Not due to COVID	122
Not in Collin County or City of Dallas	107
No Decrease in Income	47
Duplicate Application	37
Other	34
No response from Applicant	27
Avg Approved \$/Application: \$3349	17
Applicant states they no longer need assistance	12
Public Housing or Section 8	8 * Applications are being re-evaluated
Applicant withdrew application	6
Fixed income	5
Renting from a Family Member	5
Income exceeds 200% AMI	3
(blank)	124
Grand Total	1302

ZoomGrants - Funded Submissions
as of 8/7/2020 8:52am



City/Zip	# of Funded Submissions	\$ Funded
Allen	57	176,079.47
75002	34	89,650.45
75013	23	86,429.02
Anna	20	79,198.20
75409	20	79,198.20
Blue Ridge	1	1,275.46
75424	1	1,275.46
Celina	6	13,950.88
75009	6	13,950.88
Fairview	4	9,164.11
75069	4	9,164.11
Farmersville	3	9,836.44
75442	3	9,836.44
Frisco	71	249,539.18
75033	8	24,142.64
75034	23	60,408.32
75035	40	164,988.22
Josephine	1	3,710.76
75173	1	3,710.76
Lavon	2	6,053.51
75166	2	6,053.51
Lucas	1	2,361.31
75002	1	2,361.31
McKinney	212	739,785.49
75069	44	102,709.79
75070	82	272,484.72
75071	50	183,249.52
75072	36	181,341.46
Melissa	3	15,092.99
75454	3	15,092.99
Murphy	6	18,742.25
75094	6	18,742.25
Plano	220	687,078.67
75023	65	191,297.23
75024	39	106,441.39
75025	35	134,889.96
75074	37	108,187.43
75075	20	66,152.26
75093	23	77,706.39
75094	1	2,404.01
Princeton	19	73,682.87
75407	19	73,682.87
Prosper	11	43,860.50
75078	11	43,860.50
Richardson	9	32,383.70
75080	6	24,911.61
75082	3	7,472.09
Royse City	1	3,638.43
75189	1	3,638.43
Sachse	7	19,273.70
75048	7	19,273.70
Wylie	25	89,041.49
75098	25	89,041.49
Grand Total	679	2,273,749.41

Date Funded	# of Funded Submissions	\$ Funded
6/11/2020	1	1,856.39
6/12/2020	3	9,825.98
6/15/2020	2	11,366.69
6/16/2020	10	42,908.05
6/17/2020	8	37,524.18
6/18/2020	4	12,492.25
6/19/2020	1	1,097.72
6/23/2020	1	5,953.44
6/24/2020	4	18,320.46
6/25/2020	3	8,722.41
6/26/2020	2	4,428.34
6/29/2020	3	9,939.80
6/30/2020	1	5,033.83
7/2/2020	15	49,866.30
7/3/2020	7	22,447.49
7/5/2020	1	3,356.76
7/6/2020	3	9,524.54
7/7/2020	5	20,275.45
7/8/2020	4	8,568.77
7/9/2020	4	5,902.86
7/10/2020	3	11,898.10
7/14/2020	5	24,554.76
7/15/2020	6	24,837.28
7/16/2020	5	15,748.79
7/17/2020	2	5,355.25
7/21/2020	10	46,420.41
7/22/2020	6	31,230.38
7/23/2020	3	15,948.18
7/24/2020	12	37,298.42
7/27/2020	8	26,613.83
7/28/2020	6	15,221.98
7/29/2020	4	12,291.14
7/30/2020	1	2,500.00
7/31/2020	19	69,478.21
8/3/2020	1	1,480.00
8/4/2020	13	37,958.79
8/5/2020	10	32,866.27
8/6/2020	2	9,212.26
8/7/2020	1	4,203.08
(blank)	480	1,559,220.57
Grand Total	679	2,273,749.41