

Collin CARES Emergency Housing and Living Assistance

Status of Applications

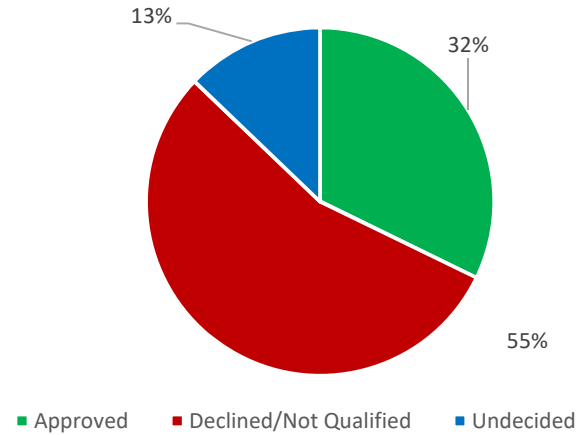
as of 9/23/2020 9:35am

Application Status - Submitted Applications	# of Submissions	\$ Amount Funded
Approved	1,164	\$ 4,528,611
Declined/Not Qualified	1,986	-
Undecided	464	-
	3,614	\$ 4,528,611

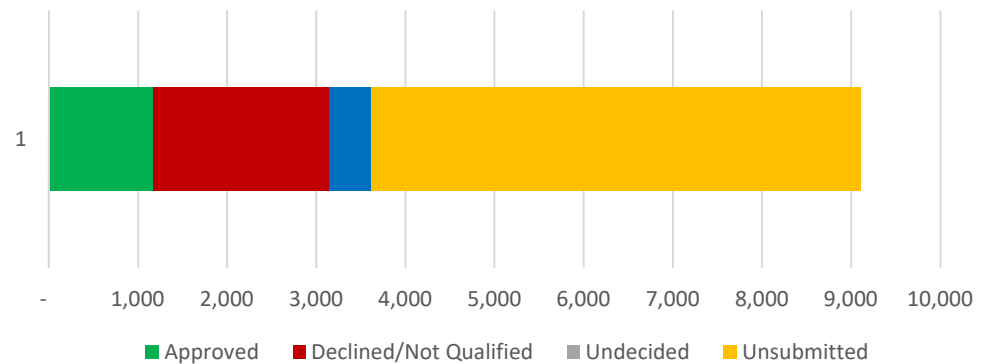
Avg Approved \$/Application: \$3887

Application Status - Submitted and Unsubmitted Applications	# of Submissions	\$ Amount Funded
Approved	1,164	\$ 4,528,611
Declined/Not Qualified	1,986	-
Undecided	464	-
Unsubmitted	5,493	-
	9,107	\$ 4,528,611

Status of Submitted Applications



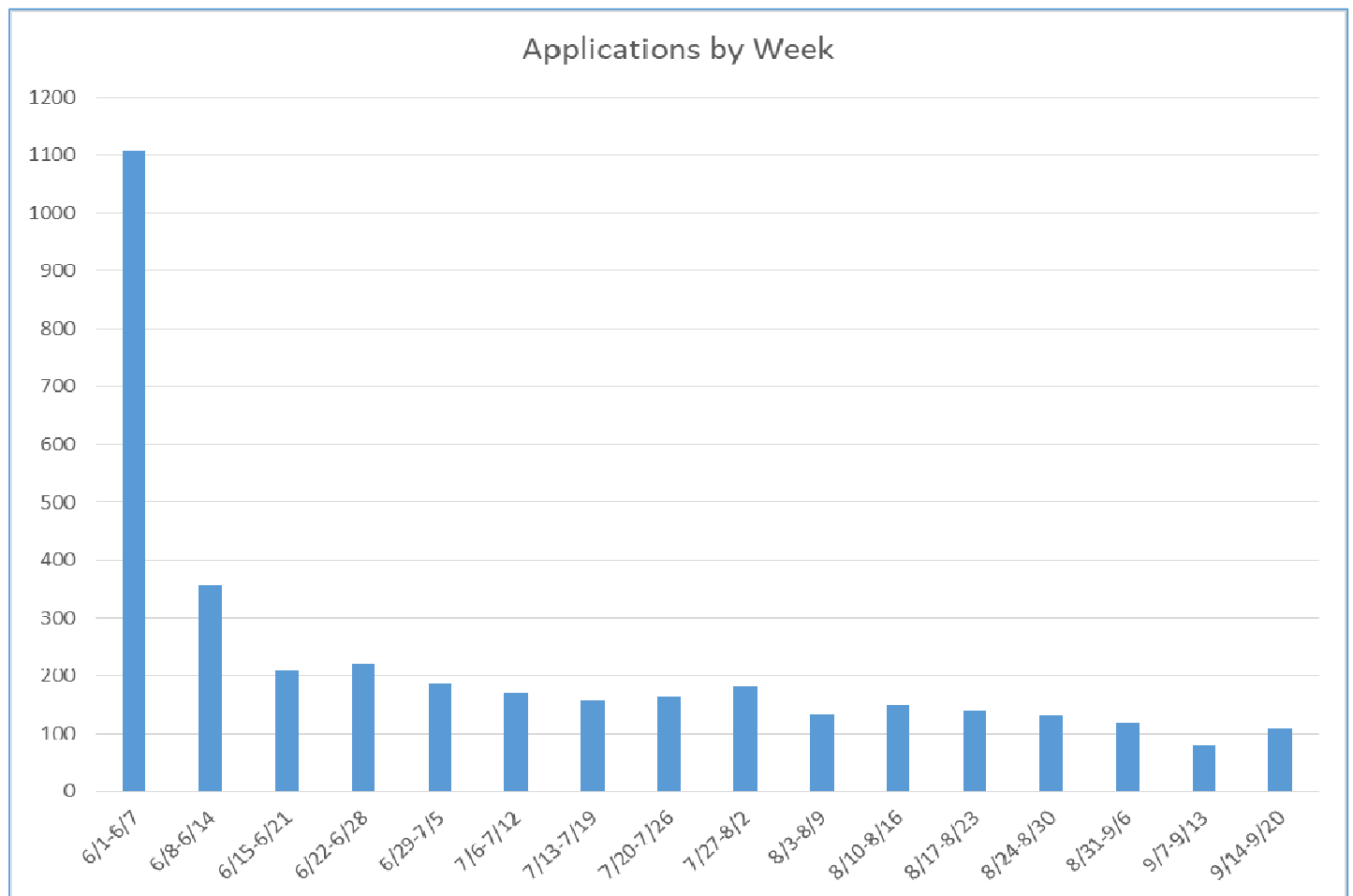
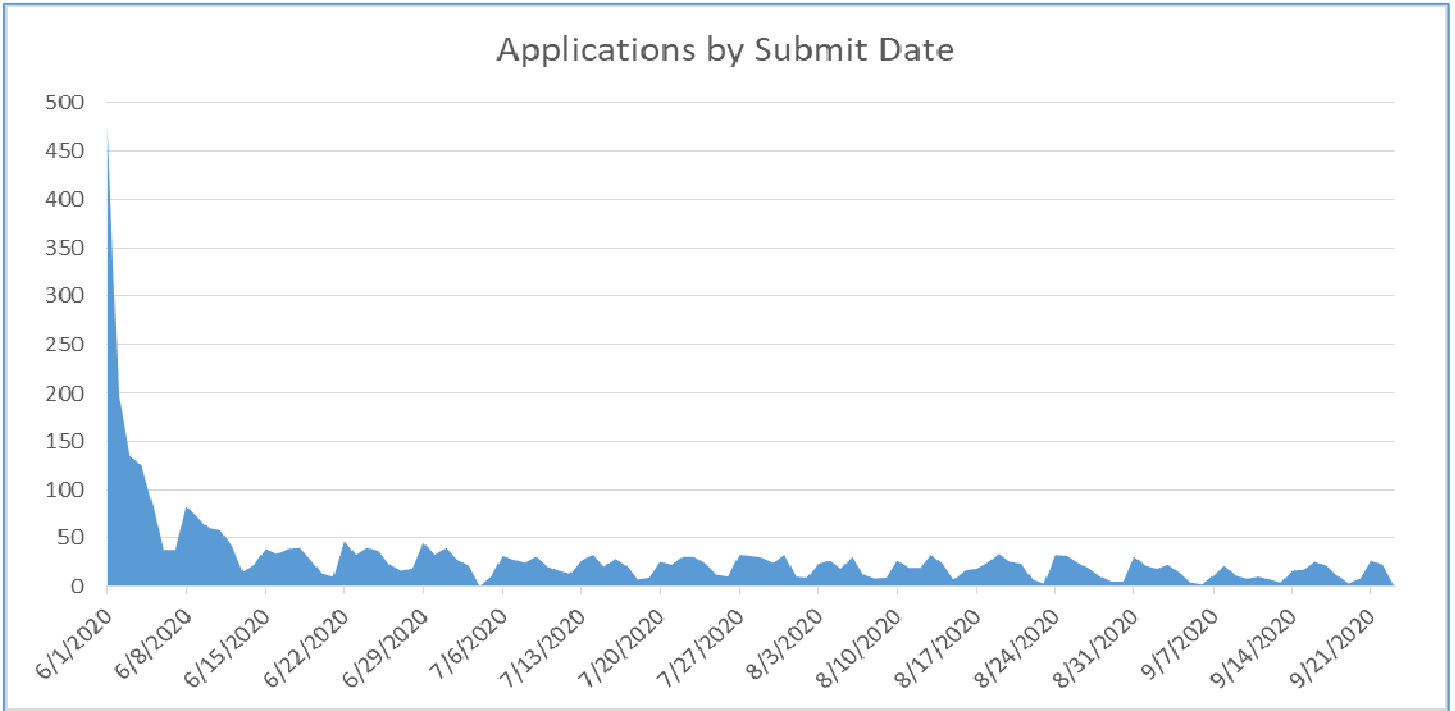
Application Status - Submitted and Unsubmitted Applications



Collin CARES Emergency Housing and Living Assistance

Status of Applications

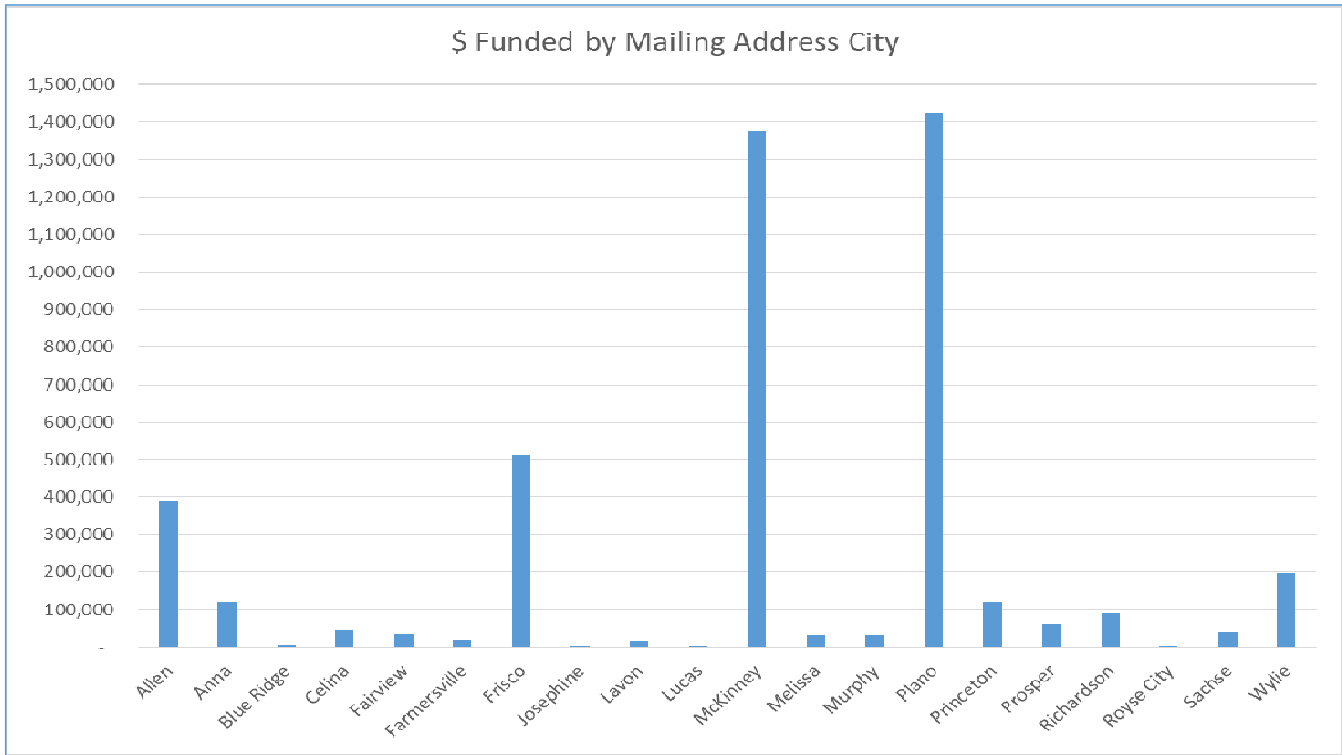
as of 9/23/2020 9:35am



Collin CARES Emergency Housing and Living Assistance

Status of Applications

as of 9/23/2020 9:35am



City/Zip	# of Funded Submissions	\$ Funded
Allen	101	389,573
75002	57	194,945
75013	44	194,629
Anna	25	120,827
75409	25	120,827
Blue Ridge	2	5,889
75424	2	5,889
Celina	9	45,278
75009	9	45,278
Fairview	10	33,463
75069	10	33,463
Farmersville	6	19,875
75442	6	19,875
Frisco	126	511,701
75033	15	65,045
75034	42	137,729
75035	69	308,928
Josephine	1	3,711
75173	1	3,711
Lavon	6	17,860
75166	6	17,860
Lucas	1	4,553
75002	1	4,553
McKinney	341	1,376,177
75069	69	220,551
75070	142	556,208
75071	75	317,691
75072	55	281,727

City/Zip	# of Funded Submissions	\$ Funded
Melissa	8	31,091
75454	8	31,091
Murphy	10	29,831
75094	10	29,831
Plano	390	1,424,377
75023	105	381,965
75024	65	235,185
75025	53	245,786
75074	81	248,873
75075	40	141,520
75093	43	162,497
75094	3	8,551
Princeton	27	122,318
75407	27	122,318
Prosper	13	61,865
75078	13	61,865
Richardson	22	88,714
75080	9	36,499
75082	13	52,215
Royse City	1	3,638
75189	1	3,638
Sachse	11	40,007
75048	11	40,007
Wylie	54	197,862
75098	54	197,862
Grand Total	1164	4,528,611