

Collin CARES Emergency Housing and Living Assistance

Status of Applications

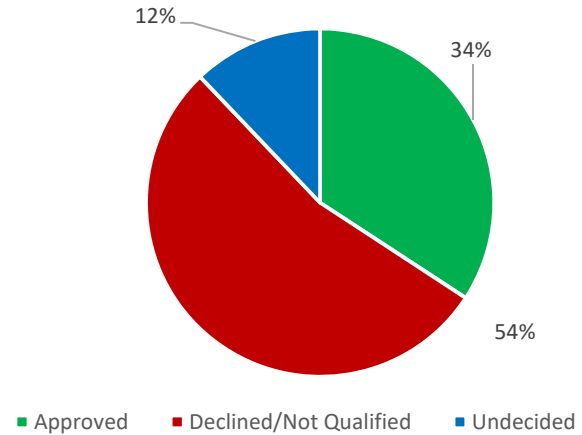
as of 10/7/2020 8:56am

Application Status - Submitted Applications	# of Submissions	\$ Amount Funded
Approved	1,322	\$ 5,824,128
Declined/Not Qualified	2,072	-
Undecided	468	-
	3,862	\$ 5,824,128

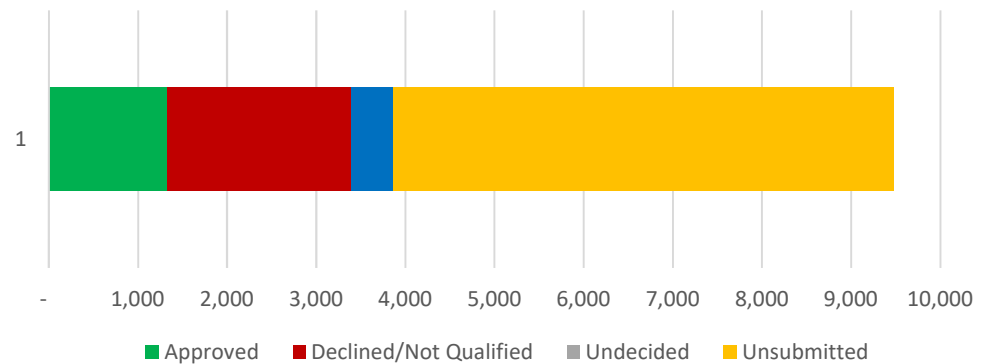
Avg Approved \$/Application: \$4406

Application Status - Submitted and Unsubmitted Applications	# of Submissions	\$ Amount Funded
Approved	1,322	\$ 5,824,128
Declined/Not Qualified	2,072	-
Undecided	468	-
Unsubmitted	5,608	-
	9,470	\$ 5,824,128

Status of Submitted Applications



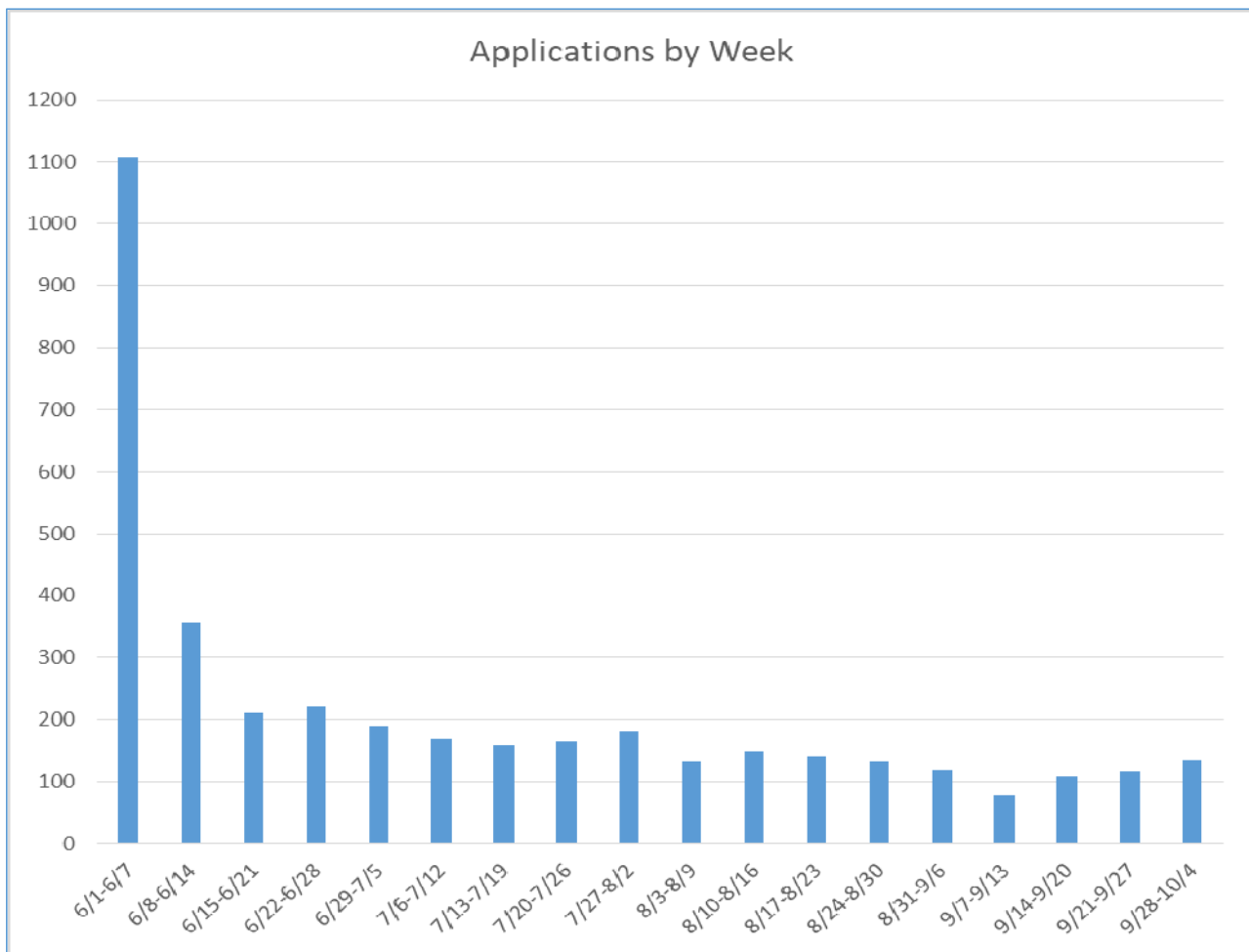
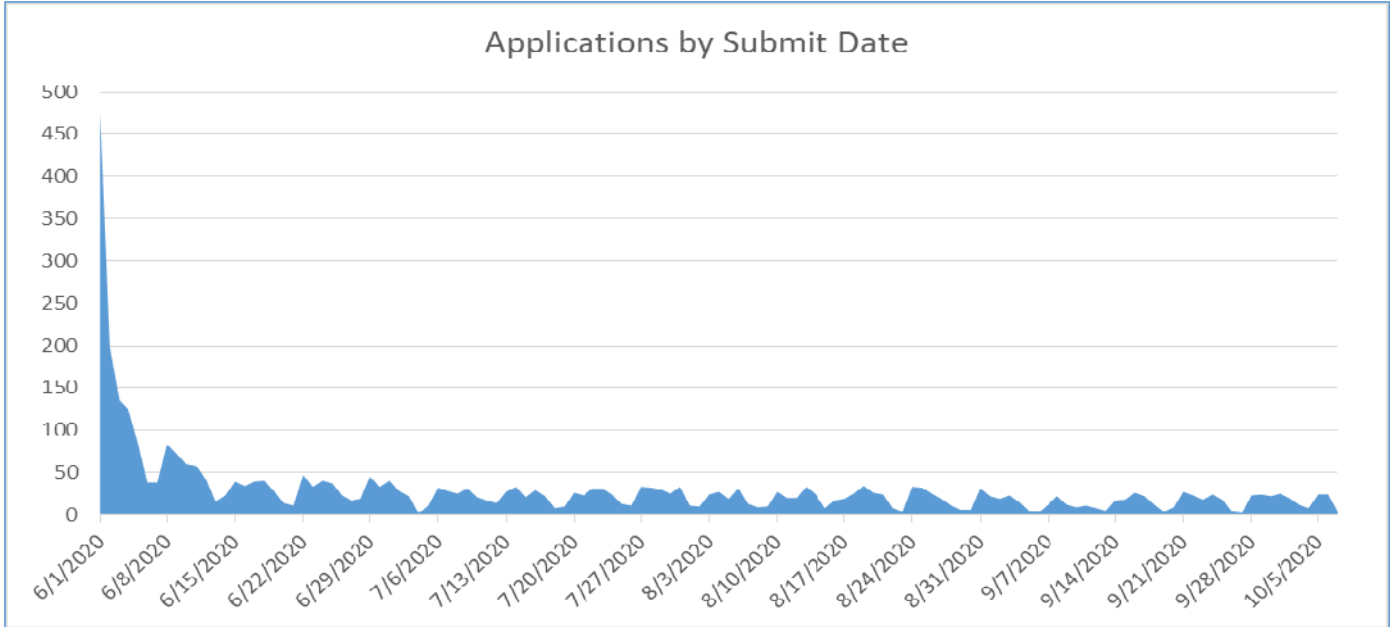
Application Status - Submitted and Unsubmitted Applications



Collin CARES Emergency Housing and Living Assistance

Status of Applications

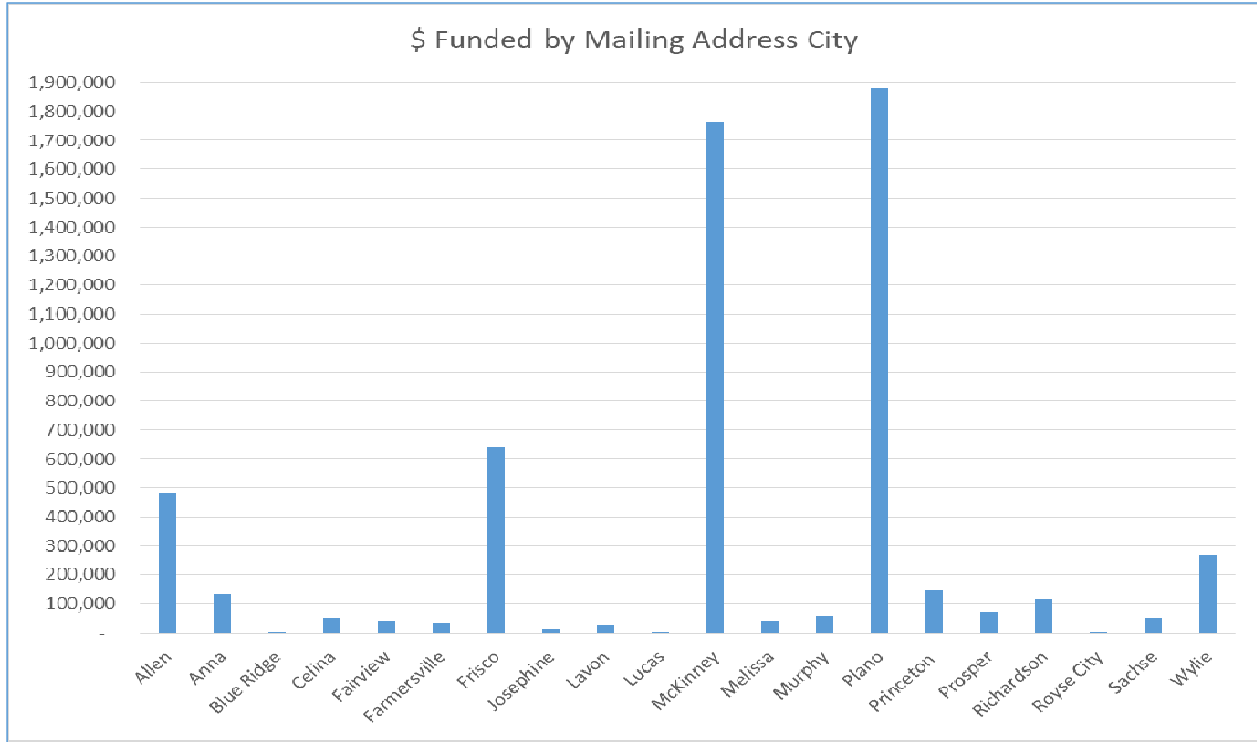
as of 10/7/2020 8:56am



Collin CARES Emergency Housing and Living Assistance

Status of Applications

as of 10/7/2020 8:56am



City/Zip	# of Funded Submissions	\$ Funded
Allen	110	484,935
75002	65	259,696
75013	45	225,239
Anna	28	132,883
75409	28	132,883
Blue Ridge	2	6,036
75424	2	6,036
Celina	9	48,888
75009	9	48,888
Fairview	10	40,999
75069	10	40,999
Farmersville	7	31,276
75442	7	31,276
Frisco	142	641,134
75033	15	67,768
75034	50	198,075
75035	77	375,290
Josephine	3	10,607
75173	2	9,531
75189	1	1,076
Lavon	7	25,296
75166	7	25,296
Lucas	1	4,553
75002	1	4,553
McKinney	392	1,761,618
75069	84	314,249
75070	164	735,481
75071	84	379,846
75072	60	332,042

City/Zip	# of Funded Submissions	\$ Funded
Melissa	9	39,607
75454	9	39,607
Murphy	14	58,624
75094	14	58,624
Plano	440	1,877,549
75023	116	512,481
75024	70	299,064
75025	63	328,886
75074	94	337,827
75075	42	173,081
75093	52	217,659
75094	3	8,551
Princeton	29	147,078
75407	29	147,078
Prosper	15	75,076
75078	15	75,076
Richardson	27	116,292
75080	10	47,850
75082	17	68,442
Royse City	1	3,638
75189	1	3,638
Sachse	11	48,574
75048	11	48,574
Wylie	65	269,465
75098	65	269,465
Grand Total	1322	5,824,128