

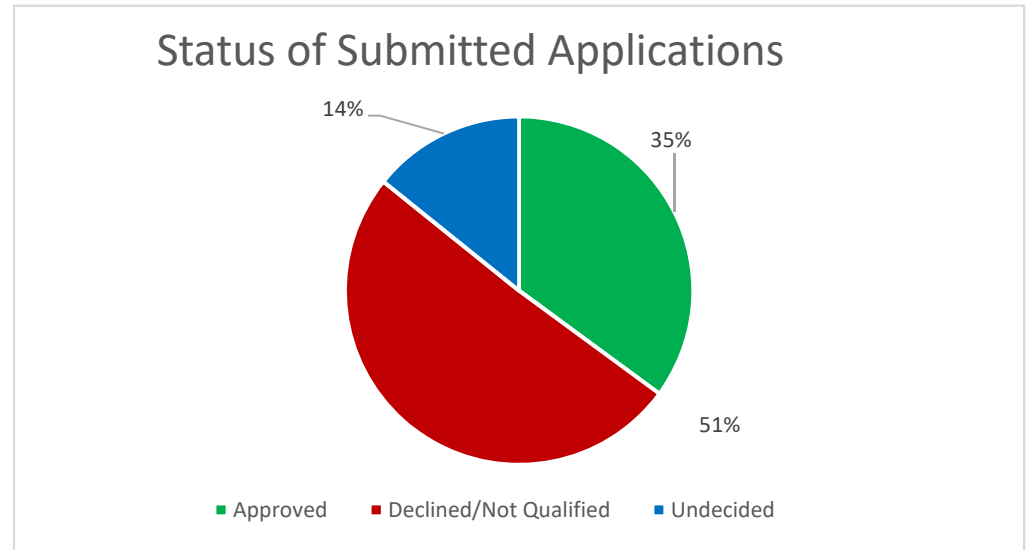
Collin CARES Emergency Housing and Living Assistance

Status of Applications

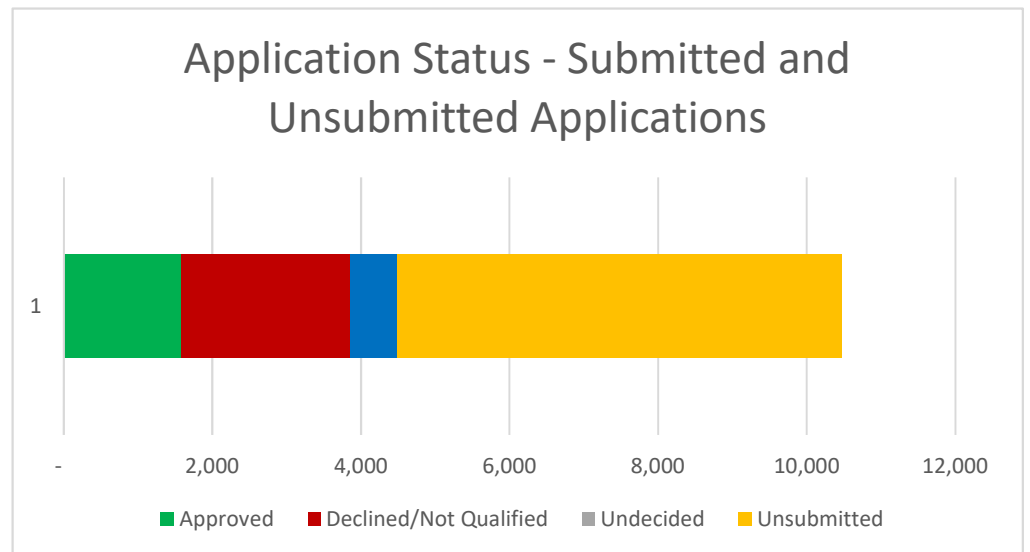
as of 11/04/2020 8:20am

Application Status - Submitted Applications	# of Submissions	\$ Amount Funded
Approved	1,576	\$ 8,483,595
Declined/Not Qualified	2,277	-
Undecided	639	-
	4,492	\$ 8,483,595

Avg Approved \$/Application: \$5383



Application Status - Submitted and Unsubmitted Applications	# of Submissions	\$ Amount Funded
Approved	1,576	\$ 8,483,595
Declined/Not Qualified	2,277	-
Undecided	639	-
Unsubmitted	5,976	-
	10,468	\$ 8,483,595

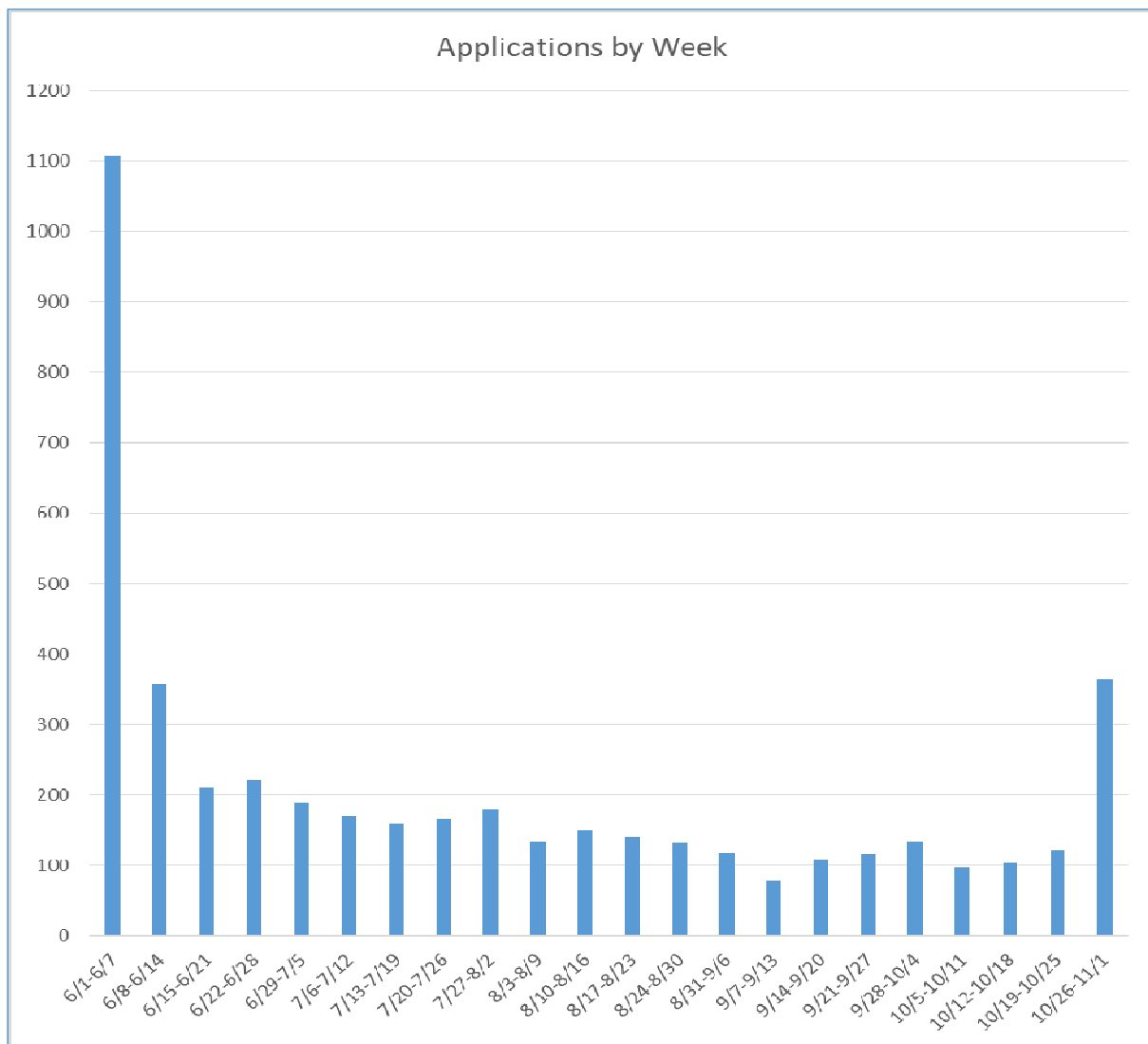
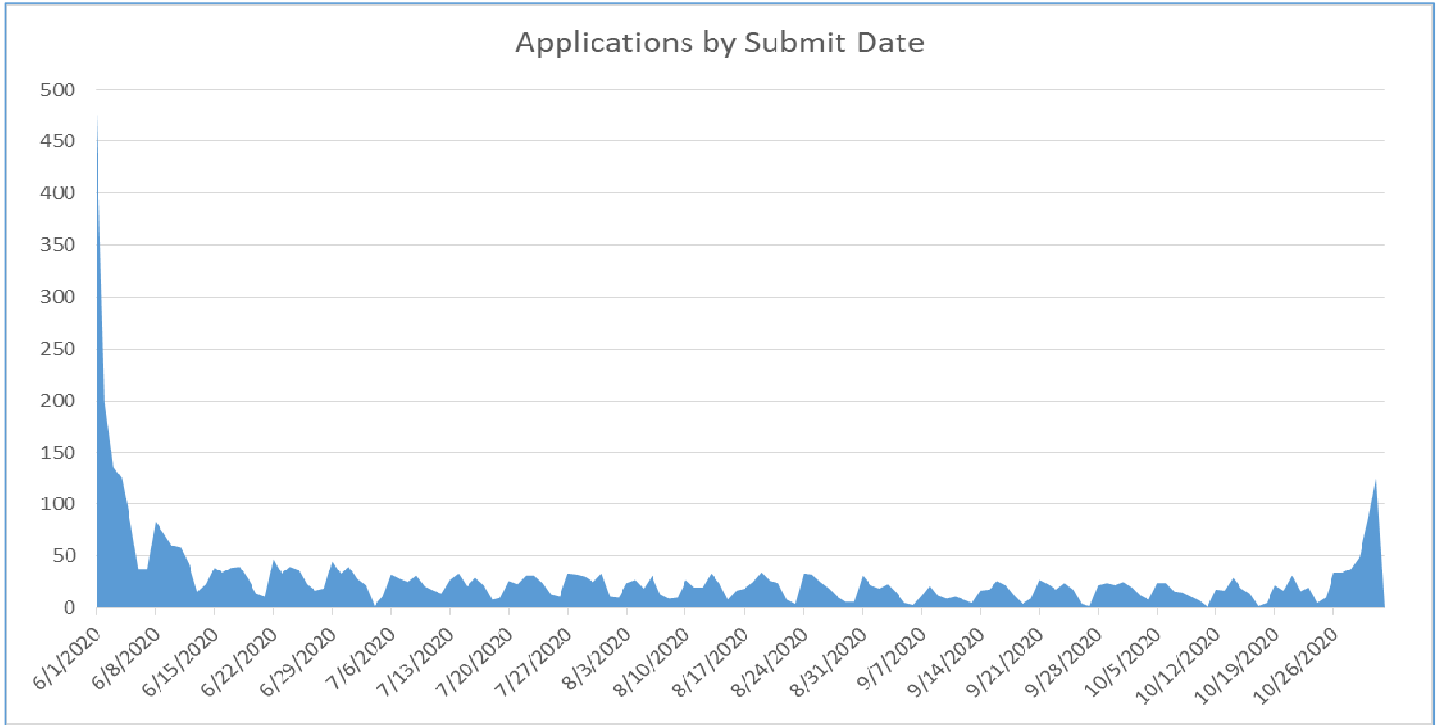


FUNDED TOTALS ABOVE DO NOT INCLUDE THE \$1,775,000 IN FOOD CARDS DISTRIBUTED TO PROGRAM CLIENTS TO-DATE

Collin CARES Emergency Housing and Living Assistance

Status of Applications

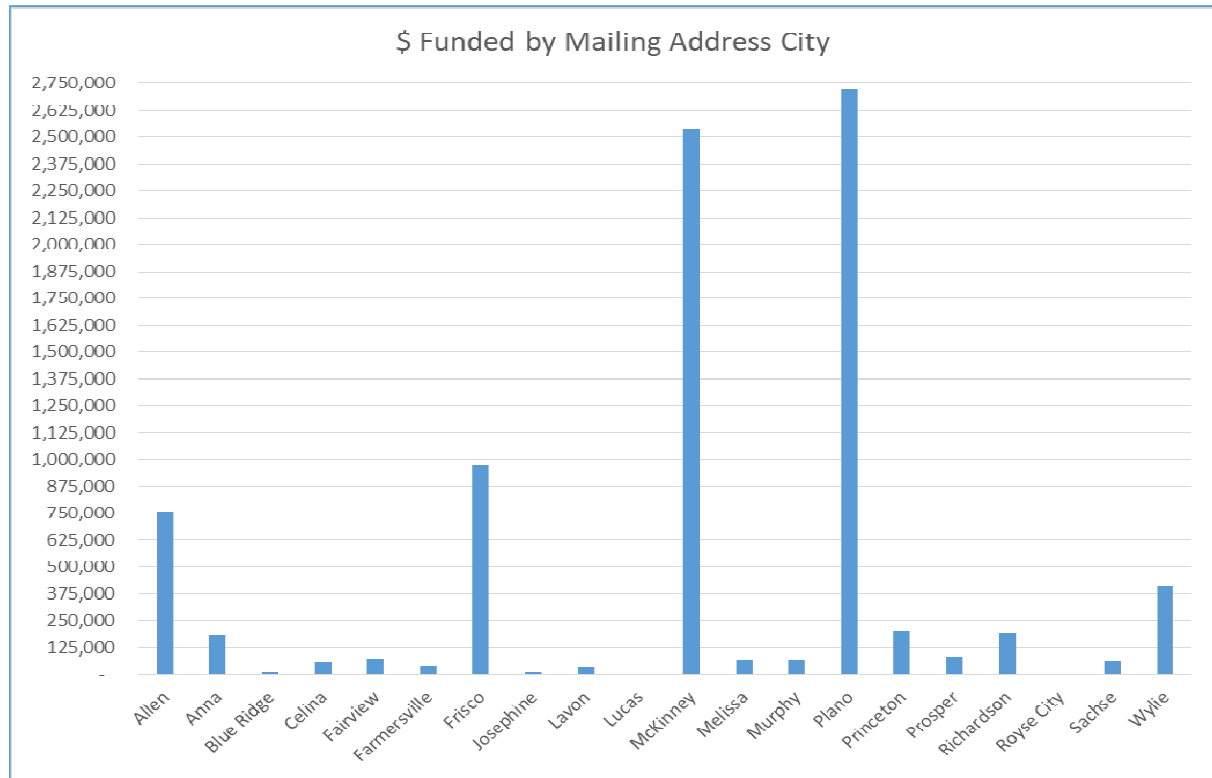
as of 11/04/2020 8:20am



Collin CARES Emergency Housing and Living Assistance

Status of Applications

as of 11/04/2020 8:20am



City/Zip	# of Funded Submissions	\$ Funded
Allen	138	756,900
75002	84	445,616
75013	54	311,284
Anna	33	182,339
75409	33	182,339
Blue Ridge	2	10,471
75424	2	10,471
Celina	9	58,988
75009	9	58,988
Fairview	11	69,160
75069	11	69,160
Farmersville	8	37,526
75442	8	37,526
Frisco	173	974,193
75033	18	99,679
75034	63	318,968
75035	92	555,546
Josephine	3	12,331
75173	2	11,255
75189	1	1,076
Lavon	7	33,466
75166	7	33,466
Lucas	1	4,553
75002	1	4,553
McKinney	457	2,536,919
75069	95	447,855
75070	190	1,094,538
75071	106	578,797
75072	66	415,729

City/Zip	# of Funded Submissions	\$ Funded
Melissa	13	67,100
75454	13	67,100
Murphy	14	66,393
75094	14	66,393
Plano	534	2,722,195
75023	144	729,244
75024	80	403,968
75025	73	444,036
75074	112	529,229
75075	57	269,572
75093	64	327,101
75094	4	19,044
Princeton	33	201,707
75407	33	201,707
Prosper	15	84,811
75078	15	84,811
Richardson	32	187,738
75080	13	79,522
75082	19	108,216
Royse City	1	3,638
75189	1	3,638
Sachse	12	63,644
75048	12	63,644
Wylie	80	409,522
75098	80	409,522
Grand Total	1576	8,483,595