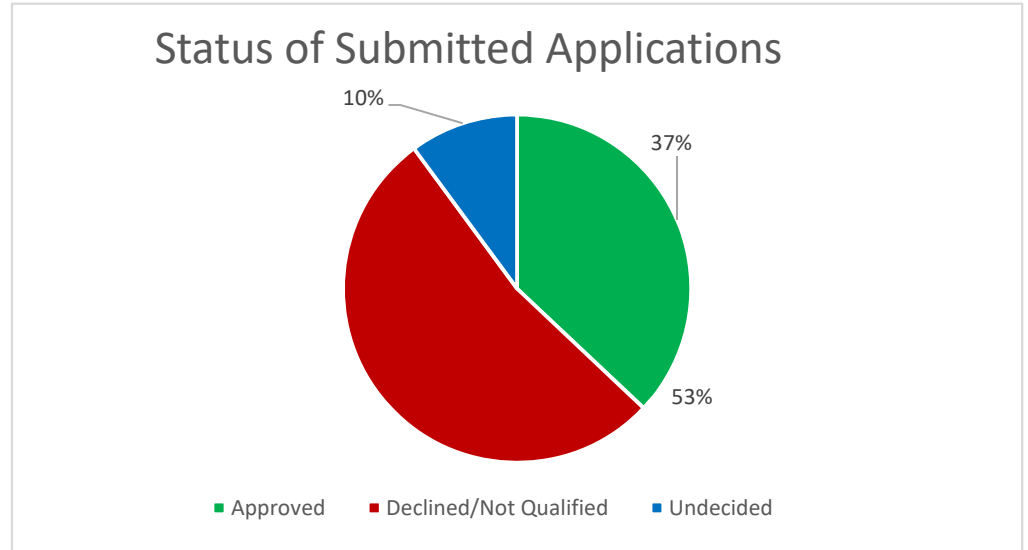


Collin CARES Emergency Housing and Living Assistance
Status of Applications
as of 11/11/2020 8am

Application Status - Submitted Applications	# of Submissions	\$ Amount Funded
Approved	1,669	\$ 9,147,366
Declined/Not Qualified	2,381	-
Undecided	455	-
	4,505	\$ 9,147,366

Avg Approved \$/Application: \$5481

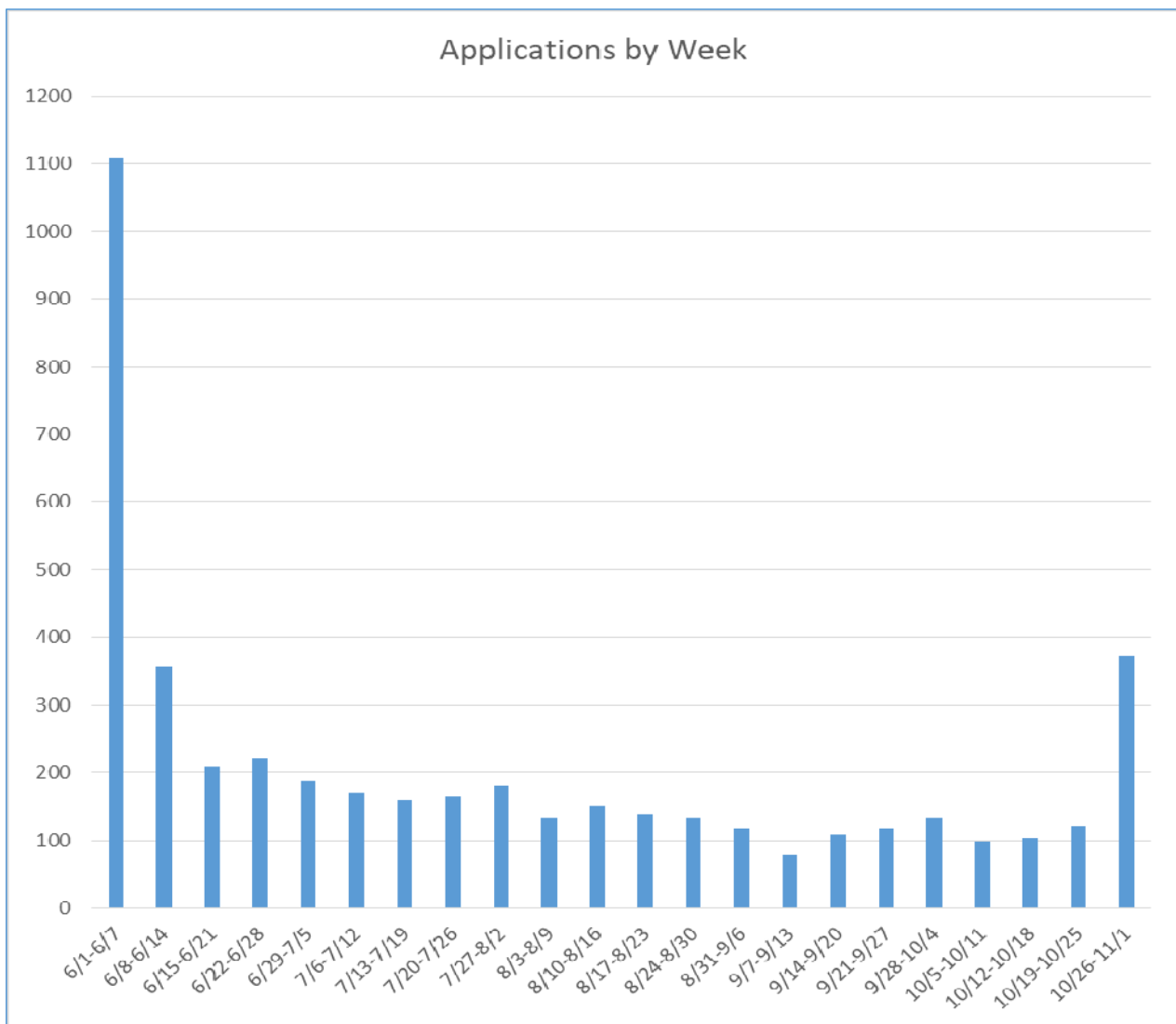
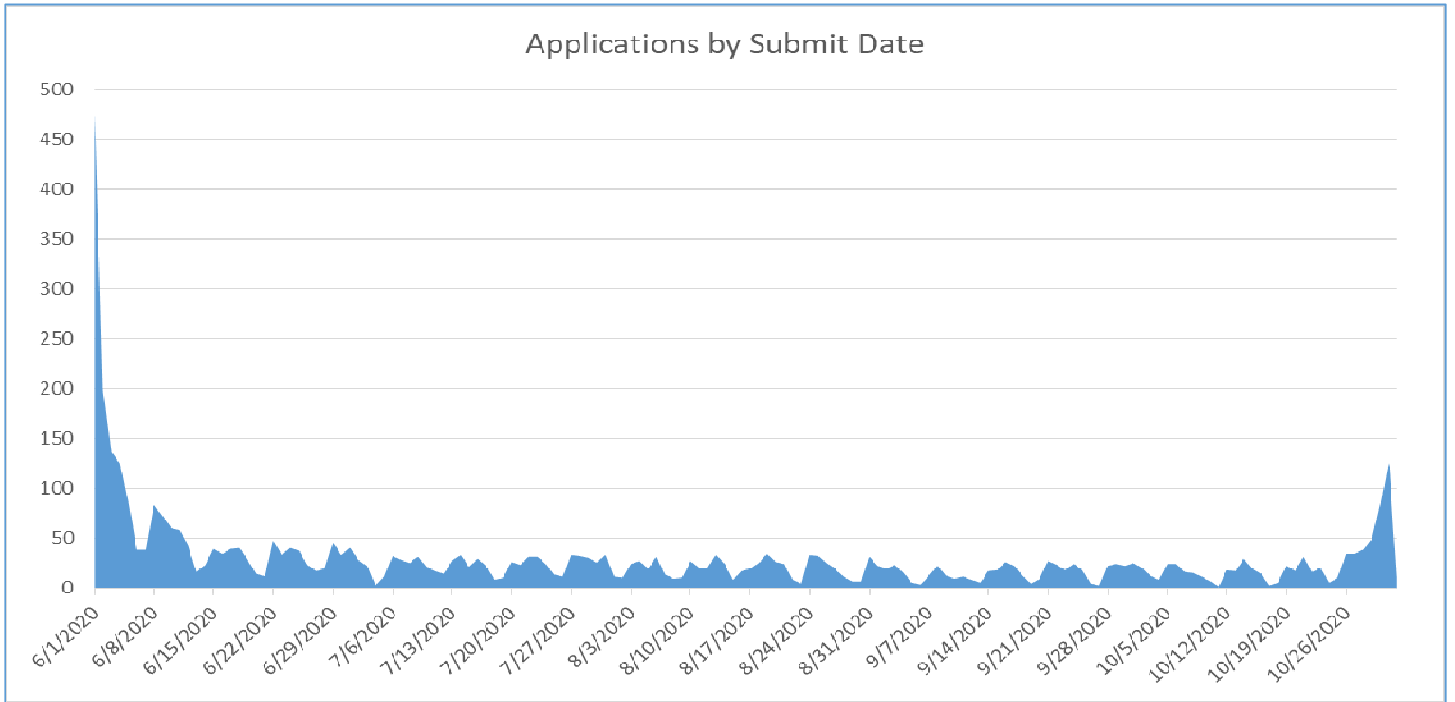


FUNDED TOTALS ABOVE DO NOT INCLUDE THE \$2,100,000 IN FOOD CARDS DISTRIBUTED TO PROGRAM CLIENTS TO-DATE

Collin CARES Emergency Housing and Living Assistance

Status of Applications

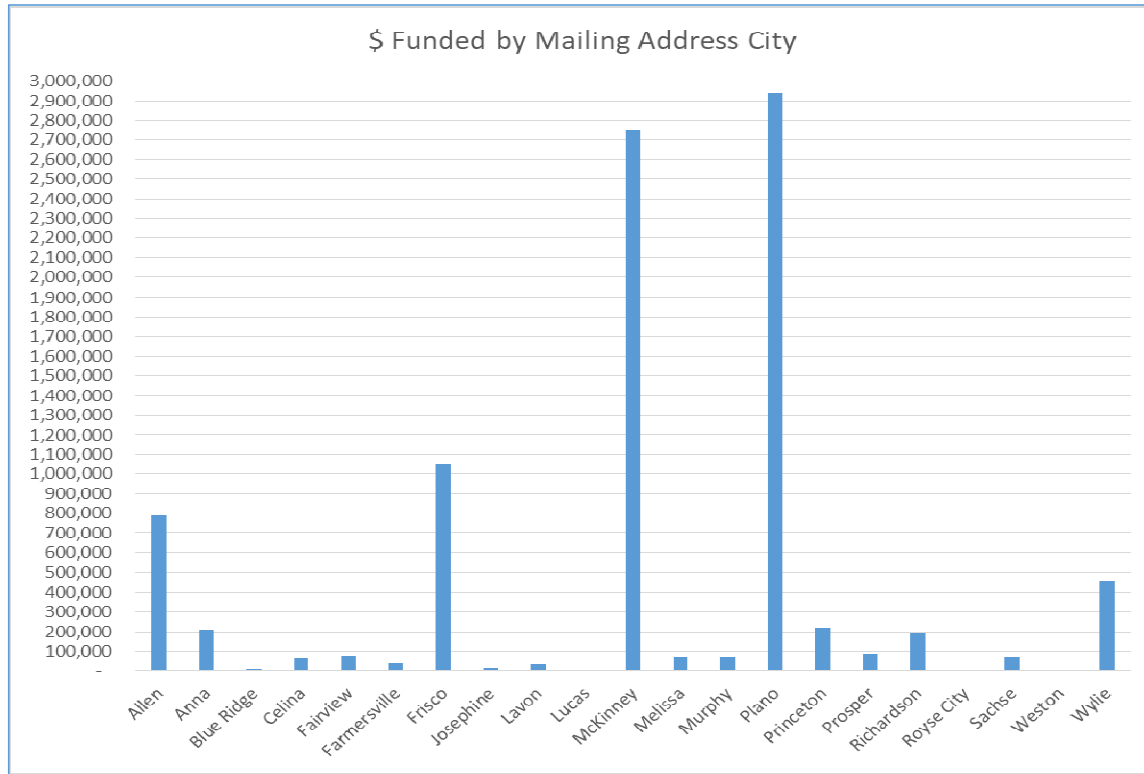
as of 11/11/2020 8am - FINAL



Collin CARES Emergency Housing and Living Assistance

Status of Applications

as of 11/11/2020 8am



City/Zip	# of Funded Submissions	\$ Funded
Allen	147	787,705
75002	89	459,019
75013	58	328,686
Anna	34	208,360
75409	34	208,360
Blue Ridge	2	10,471
75424	2	10,471
Celina	10	61,294
75009	10	61,294
Fairview	12	75,313
75069	12	75,313
Farmersville	9	39,617
75442	9	39,617
Frisco	182	1,053,546
75033	18	102,506
75034	66	343,186
75035	98	607,855
Josephine	3	12,331
75173	2	11,255
75189	1	1,076
Lavon	7	33,466
75166	7	33,466
Lucas	2	4,553
75002	2	4,553
McKinney	479	2,749,482
75069	103	500,360
75070	199	1,174,668
75071	110	631,984
75072	67	442,469

City/Zip	# of Funded Submissions	\$ Funded
Melissa	14	69,662
75454	14	69,662
Murphy	14	68,050
75094	14	68,050
Plano	567	2,940,637
75023	149	794,447
75024	85	436,808
75025	75	470,131
75074	123	578,904
75075	60	286,201
75093	70	355,101
75094	5	19,044
Princeton	36	219,367
75407	36	219,367
Prosper	16	88,233
75078	16	88,233
Richardson	33	192,636
75080	14	83,161
75082	19	109,476
Royse City	1	3,638
75189	1	3,638
Sachse	12	68,292
75048	12	68,292
Weston	1	1,700
75009	1	1,700
Wylie	88	459,012
75098	88	459,012
Grand Total	1669	9,147,366