



Collin County, Texas
 QUARTERLY INVESTMENT REPORT
 Quarter Ending September 30, 2020

STATEMENT OF INVESTMENT POSITION

The investments held in Collin County portfolio are managed in full compliance with the Public Funds Investment Act (Government Code 2256.023), and with the Investment Policy and strategy of Collin County Government.


	OPERATING GROUP		NON-OPERATING GROUP		CAPITAL PROJECTS GROUP		TOTAL PORTFOLIO		
	Prior Year Market Value 9/30/2019	Beginning Market Value 6/30/2020	Ending Market Value 9/30/2020	Prior Year Market Value 9/30/2019	Beginning Market Value 6/30/2020	Ending Market Value 9/30/2020	Prior Year Market Value 9/30/2019	Beginning Market Value 6/30/2020	Ending Market Value 9/30/2020
Cash in Bank	46,924,547	22,340,069	58,372,999	-	-	-	46,924,547	22,340,069	58,372,999
PFA Investment Pools	89,721,281	224,127,314	143,006,273	725,953	732,776	733,090	365,644,386	472,969,686	544,177,288
Cash Equivalent Investments	17,520,529	2,693	2,695	12,695,469	114,754,364	107,348,379	30,610,210	114,757,057	107,351,074
Certificates of Deposit	-	-	-	59,415,176	41,023,668	48,401,168	59,415,176	41,023,668	48,401,168
Federal/Agency Bonds	-	-	-	116,636,686	69,246,503	77,836,925	116,636,686	69,246,503	77,836,925
Municipal Bonds	-	-	-	20,761,555	21,453,699	20,679,670	20,761,555	21,453,699	20,679,670
TOTALS	154,166,357	246,470,076	201,381,967	210,234,839	247,211,010	254,999,232	639,992,570	741,780,682	856,819,124
Annualized Yield	2.393%	0.669%	0.303%	2.052%	1.345%	1.144%	2.246%	0.872%	0.551%
Weighted Yield To Call	2.381%	0.680%	0.296%	7.395%	1.243%	1.076%	4.096%	0.837%	0.533%
Weighted Yield To Maturity	2.381%	0.680%	0.296%	2.035%	1.238%	1.074%	2.200%	0.835%	0.532%
Weighted Average Maturity	0.003	0.003	0.002	1.331	0.954	1.044	0.474	0.328	0.334

In accordance with Government Code 2256.005 Sections 1-4, The Investment Officers of Collin County are required to:
 (1) Disclose a personal business relationship with a business organization offering to sell investments to the organization; and,
 (2) Disclose whether he/she is related within the second degree by affinity of consanguinity to an individual seeking to sell an investment to the entity;
 In addition, A report shall be presented to the governing body on changes to the Public Funds Investment Act within six months after the end of each regular legislative session (Government Code 2256.007).

Authorized By Investment Officers:

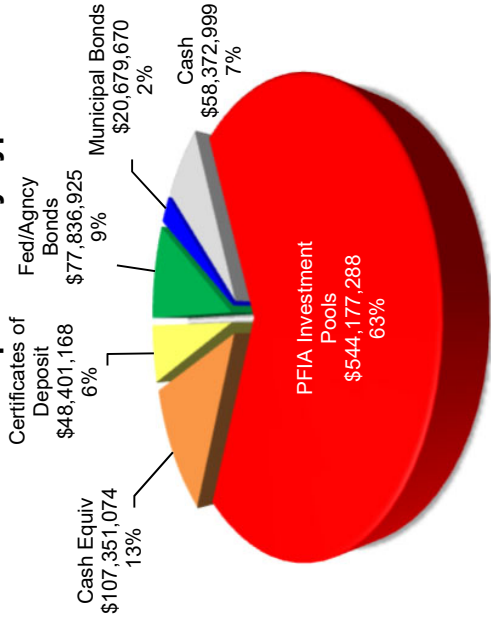
 Linda Riggs, County Auditor


 Monika Arris, Budget Director

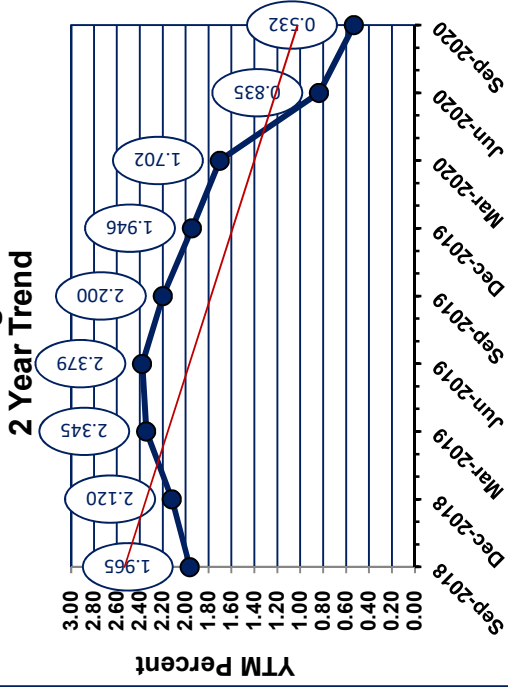


TOTAL PORTFOLIO

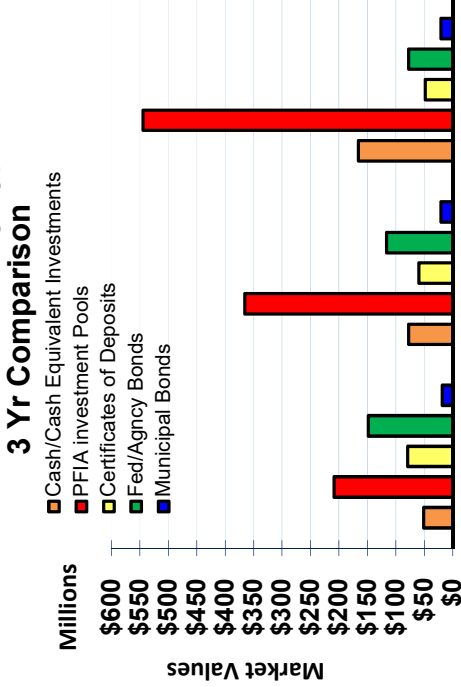
Portfolio Composition by Type



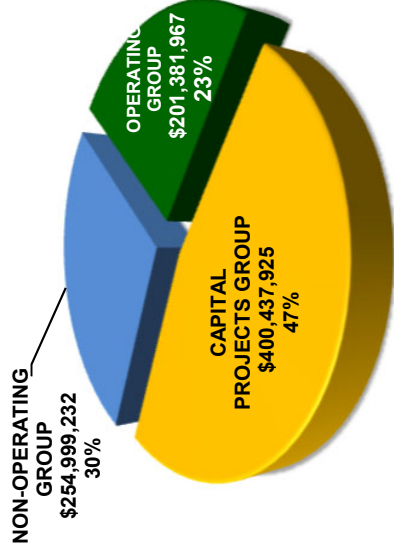
Portfolio Weighted YTM 2 Year Trend



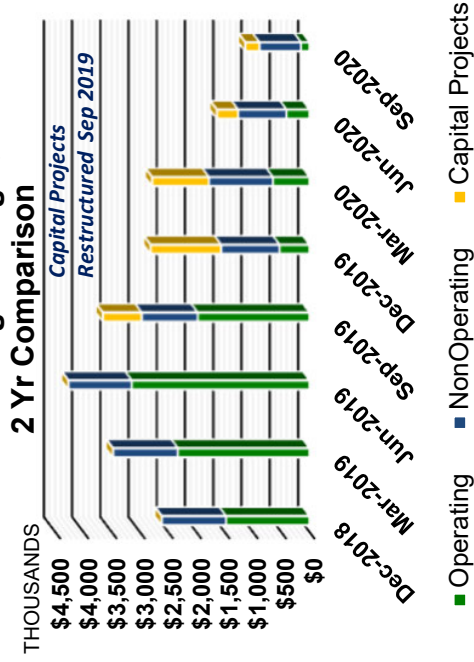
Portfolio Position by Type 3 Yr Comparison



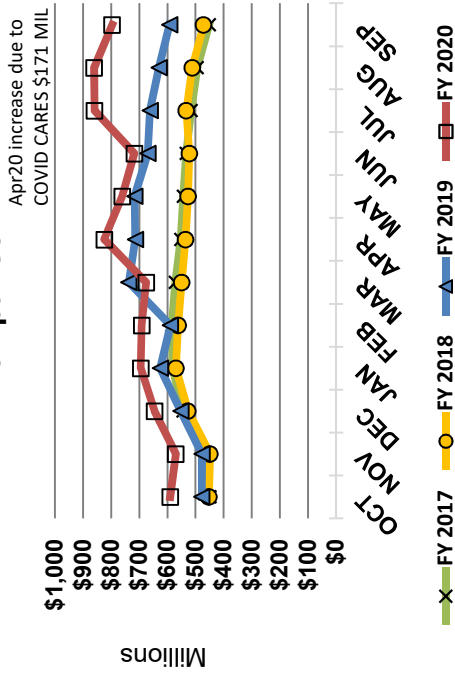
Portfolio Composition by Investment Pool Group at Qtr End




Interest Earnings during Quarter 2 Yr Comparison



Total Portfolio 4 Yr Comparison





Collin County, Texas
 QUARTERLY INVESTMENT REPORT
 Quarter Ending September 30, 2020

TOTAL PORTFOLIO Summary Statement by Pooled Fund Group

Description	Ending Market Value	Percentage of Portfolio	Avg Monthly Yields July-2020	Avg Monthly Yields August-2020	Avg Monthly Yields September-2020
TexPool	68,741,128	8.609%	0.208%	0.177%	0.147%
TexSTAR	56,809,137	7.115%	0.200%	0.165%	0.134%
Texas CLASS	243,705,844	30.523%	0.395%	0.278%	0.220%
LOGIC	93,078,267	11.657%	0.420%	0.315%	0.257%
Texas TERM	30,804,875	3.858%	0.220%	0.160%	0.140%
Texas FIT	51,038,037	6.392%	0.500%	0.430%	0.350%
ICS American National Bank	2,695	0.000%	0.350%	0.350%	0.350%
ICS Farmer's Bank & Trust	17,125,735	2.145%	1.250%	1.250%	1.250%
CE American National Bank-CUS	88,307,990	11.060%	0.110%	0.120%	0.100%
CE American National Bank-SEA	1,914,654	0.240%	0.210%	0.220%	0.230%
* Certificates of Deposit	48,401,168	6.062%	1.868%	1.868%	1.868%
* Federal Agency Bonds	62,468,177	7.824%	1.415%	1.415%	1.415%
* US Treasuries	15,368,748	1.925%	2.684%	2.684%	2.684%
* Municipal Bonds	20,679,670	2.590%	1.968%	1.968%	1.968%
	798,446,125	100.000%	0.843%	0.814%	0.794%

** Avg Monthly Yields are calculated by averaging YTM. Since Collin County Investment Policy maximum term limit is five years, yields may include rates from 09/30/2015 - 09/30/2020.*

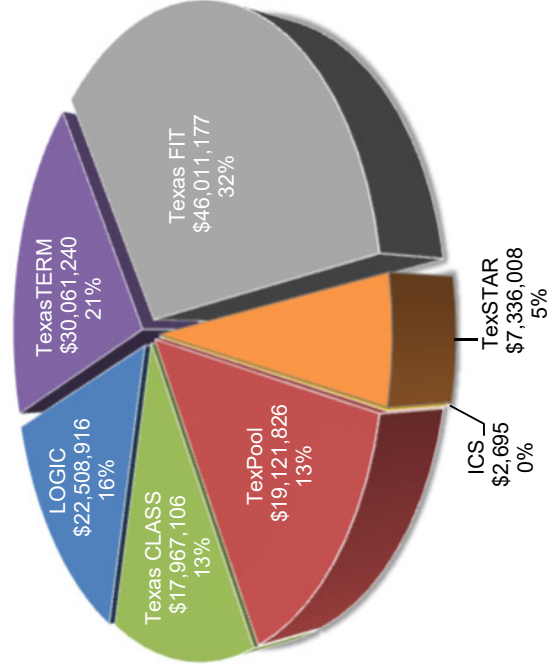
POOLED FUND GROUP	Beginning Book Value 06/30/2020	Increases	Decreases	Interest Earned QTD	Amortization / Accretion	Ending Book Value 09/30/2020	Beginning Market Value 06/30/2020	Unrealized Gain / (Loss) Market Adj	Ending Market Value 09/30/2020	Accrued Interest 09/30/2020
Operating Group										
PFIA Investment Pools	224,127,314	26,757,161	(108,027,500)	149,298	-	143,006,273	224,127,314	-	143,006,273	-
Cash Equivalent Investments	2,693	-	-	2	-	2,695	2,693	-	2,695	-
Sub-Total	224,130,007	26,757,161	(108,027,500)	149,300	-	143,008,968	224,130,007	-	143,008,968	-
Non-Operating Group										
PFIA Investment Pools	732,776	-	-	314	-	733,090	732,776	-	733,090	-
Cash Equivalent Investments	114,754,364	11,103,399	(18,591,235)	81,851	-	107,348,379	114,754,364	-	107,348,379	8,753
Certificates of Deposit	41,023,668	15,000,000	(7,851,284)	228,784	-	48,401,168	41,023,668	-	48,401,168	569
Federal/Agency Bonds	67,799,930	17,375,351	(8,891,831)	278,011	21,346	76,582,807	69,246,503	1,254,118	77,836,925	275,359
Municipal Bonds	21,005,630	1,195,429	(2,140,583)	143,918	(39,773)	20,164,621	21,453,699	515,049	20,679,670	123,667
Sub-Total	245,316,368	44,674,179	(37,474,933)	732,878	(18,427)	253,230,065	247,211,010	1,769,167	254,999,232	408,348
Capital Projects Group										
PFIA Investment Pools	248,099,596	177,996,000	(25,908,000)	250,329	-	400,437,925	248,099,596	-	400,437,925	-
Sub-Total	248,099,596	177,996,000	(25,908,000)	250,329	-	400,437,925	248,099,596	-	400,437,925	-
Grand Totals:	717,545,971	249,427,340	(171,410,433)	1,132,507	(18,427)	796,676,958	719,440,613	1,769,167	798,446,125	408,348



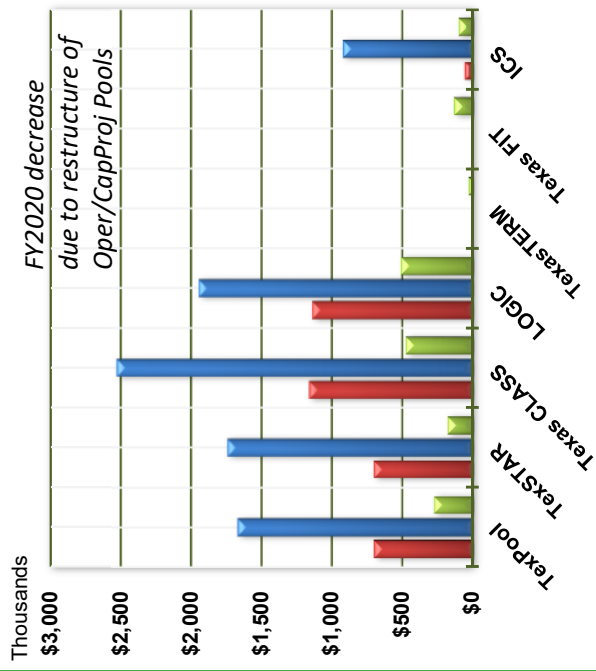
Collin County, Texas
 QUARTERLY INVESTMENT REPORT
 Quarter Ending September 30, 2020

OPERATING GROUP

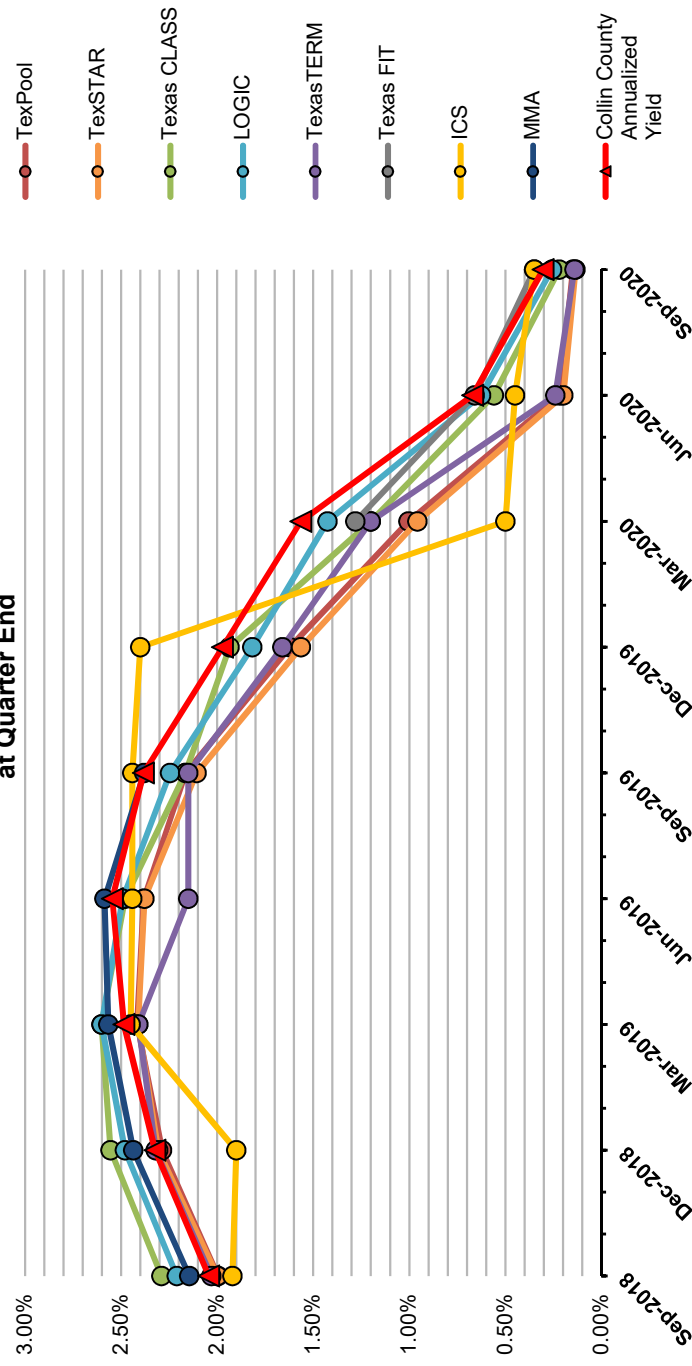
**Operating Investments
 by Type
 at Quarter End**




**Operating Investments
 YTD Interest Earnings Comparison
 at Quarter End**



**Operating Investments
 Yields Comparison
 at Quarter End**





Collin County, Texas
QUARTERLY INVESTMENT REPORT
 Quarter Ending September 30, 2020

OPERATING Investment Details


OPERATING GROUP	Yield to Maturity (YTM)	Beginning Book Value 06/30/2020	Increases	Decreases	Interest Earned QTD	Ending Book Value 09/30/2020	Beginning Market Value 06/30/2020	Ending Market Value 09/30/2020	Accrued Interest	Maturity Date
PFIA Investment Pools										
TexPool	0.178%	30,662,899	-	(11,551,000)	9,927	19,121,826	30,662,899	19,121,826	-	N/A
TexSTAR	0.166%	10,773,057	17,714,000	(21,158,500)	7,451	7,336,008	10,773,057	7,336,008	-	N/A
Texas CLASS	0.298%	49,858,832	1,066,161	(32,997,000)	39,113	17,967,106	49,858,832	17,967,106	-	N/A
LOGIC	0.331%	63,819,119	977,000	(42,321,000)	33,797	22,508,916	63,819,119	22,508,916	-	N/A
TexasTERM DL	0.173%	30,048,351	-	-	12,889	30,061,240	30,048,351	30,061,240	-	N/A
Texas FIT	0.427%	38,965,056	7,000,000	-	46,121	46,011,177	38,965,056	46,011,177	-	N/A
		224,127,314	26,757,161	(108,027,500)	149,298	143,006,273	224,127,314	143,006,273	-	
Cash Equivalent Investments										
American National Bank ICS	0.350%	2,693	-	-	2	2,695	2,693	2,695	-	N/A
		2,693	-	-	2	2,695	2,693	2,695	-	
		224,130,007	26,757,161	(108,027,500)	149,300	143,008,968	224,130,007	143,008,968	-	
TOTAL OPERATING INVESTMENTS										



Collin County, Texas
 QUARTERLY INVESTMENT REPORT
 Quarter Ending September 30, 2020

OPERATING
 Schedule of Investments by Fund

Fund Number	Fund Name (MUNIS)	Book Value 09/30/2020	Interest Earned YTD	% of Total Invested
General Funds				
0001	General	9,595,290	877,640	6.710%
0002	Housing Finance Corp	28,055	308	0.020%
0003	Records Archive Fund	13,141,259	-	* 9.189%
0005	Dis Cts Rec Tech Fund	765,470	-	* 0.535%
0499	Permanent Improvements	380,792	5,564	0.266%
		23,910,866	883,512	16.720%
Special Revenue Funds				
0029	Courthouse Security	717,977	-	* 0.502%
1010	Road and Bridge	8,269,736	101,260	5.783%
1011	Farm and Market	21,724	245	0.015%
1012	Lateral Road	1,151,231	12,902	0.805%
1013	Judicial Appellate	252,034	2,845	0.176%
1015	Court Reporters	201,333	-	* 0.141%
1021	Law Library	3,779,381	-	* 2.643%
1025	Co Clrk Rec Mgmt & Pres	10,522,498	-	* 7.358%
1026	Dist Clrk Rec Mgmt & Pres	57,399	-	* 0.040%
1028	Justice Court Tech Fund	861,677	-	* 0.603%
1031	Economic Development 2001	262,123	4,045	0.183%
1033	Contract Elections	2,046,938	31,527	1.431%
1036	Sheriff Forfeiture	42,746	803	0.030%
1037	DA State Forfeiture	909,527	9,782	0.636%
1038	DA Service Fee	247,790	-	* 0.173%
1039	Meyers Park Foundation	13,114	148	0.009%
1040	Health Care Foundation	5,534,253	78,967	3.870%
1044	County Rec Mgmt & Pres	372,651	-	* 0.261%
1046	Juvenile Case Manager Fnd	458,262	-	* 0.320%
1047	Court Initiated Guardianship	450,270	-	* 0.315%
1049	DA Pretrial Intervntn Prg	960,135	-	* 0.671%
1050	Specialty Court	92,202	-	* 0.064%
1051	SCAAP	518,033	2,773	0.362%
1052	Cty Crts Technology Fund	469,884	-	* 0.329%
1053	Dis Cts Technology Fund	423,054	-	* 0.296%
1054	Probate Contributions Fnd	693,658	7,939	0.485%
1055	CCLC Court Rec Presrvtn	589,066	-	* 0.412%
1056	Dis Clrk Crt Rec Presrvtn	702,466	-	* 0.491%
1057	DA Apportionment	105,583	1,206	0.074%
1058	Justice Crt Bldg Security	278,442	-	* 0.195%
1060	DA Federal Treasury Forf	1,761,144	12,831	1.231%
1065	Sheriff Forfeiture Fed	164,580	3,590	0.115%
1066	SO Treasury Forfeiture	219,049	49	0.153%
1998	Veterans Court	12,286	113	0.009%
		43,162,246	271,025	30.181%



Collin County, Texas
 QUARTERLY INVESTMENT REPORT
 Quarter Ending September 30, 2020

OPERATING
 Schedule of Investments by Fund

Fund Number	Fund Name (MUNIS)	Book Value 09/30/2020	Interest Earned YTD	% of Total Invested
Grant Funds				
2127	Coronavirus Relief Fund	51,518,292	195,635	36.025%
2128	HAVA Cares	738	-	0.001%
2129	Chapter 19 Cares	77,774	-	0.054%
2198	LEOSE Education	127,430	1,461	0.089%
2586	RTR Frontier Parkway	3,996,572	-	2.795%
		55,720,806	197,096	38.964%
Debt Service Fund				
3001	Debt Service Fund	293,357	141,210	0.205%
		293,357	141,210	0.205%
Internal Service Funds				
5501	Liability Insurance	5,020,955	61,591	3.511%
5502	Workers' Compensation Ins	4,516,037	52,463	3.158%
5504	Unemployment Insurance	1,035,549	11,823	0.724%
5505	Insurance Claim	2,194,028	42,103	1.534%
5601	Flexible Benefit	232,469	-	**
5990	Animal Safety Fund	2,185,631	26,158	1.528%
		15,184,669	194,138	10.618%
Other Funds				
5999	CC Toll Road Authority	1,040,930	11,748	0.728%
6050	Judicial District	2,197,546	24,276	1.537%
7001	State Fees Agency	918,770	-	*
7002	Unclaimed Holdings	579,778	-	*
		4,737,024	36,024	3.312%
Total Operating Investments				
		143,008,968	1,723,005	100.000%
Total Book Value as of 09/30/20		143,008,968	1,723,005	

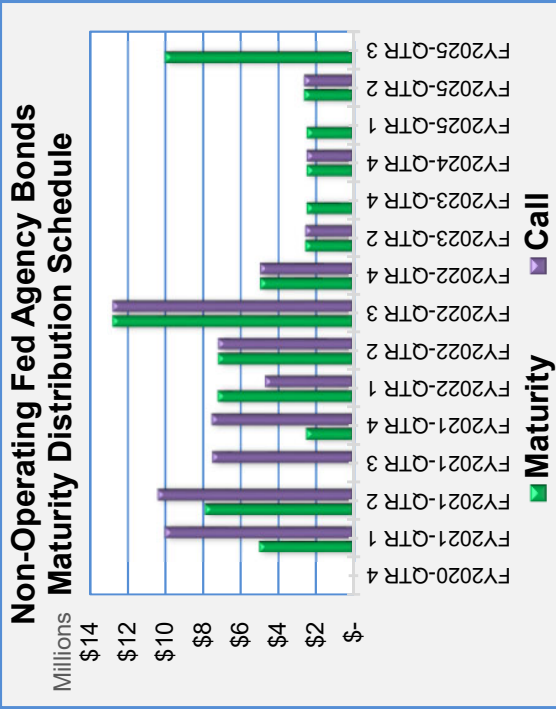
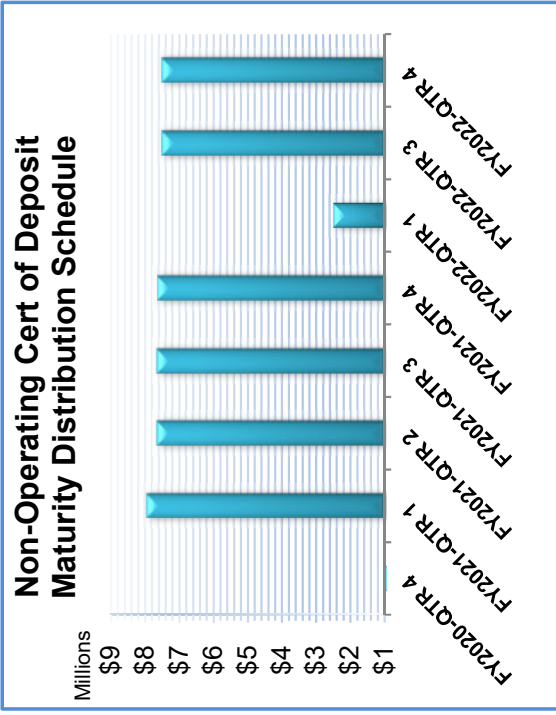
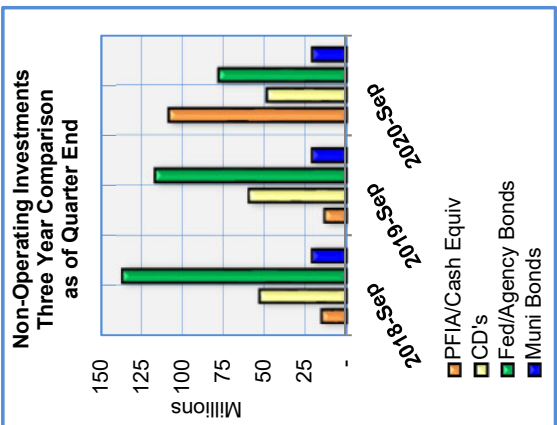
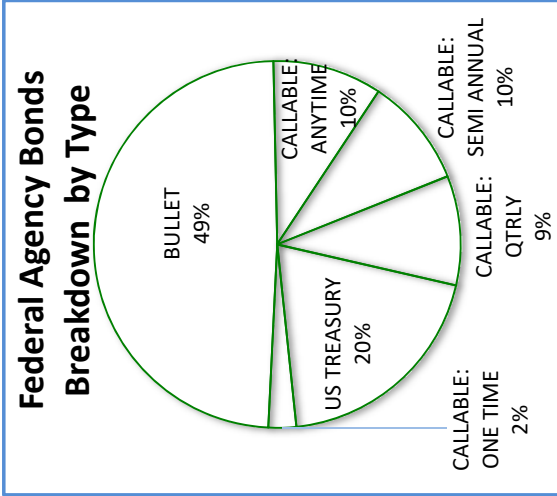
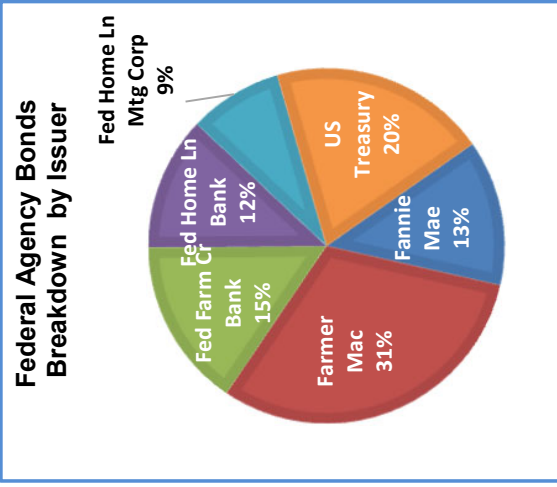
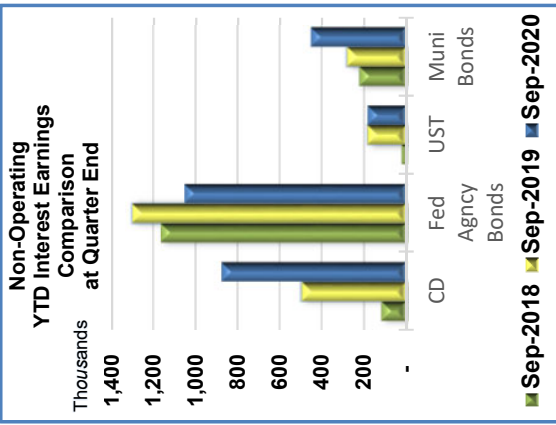
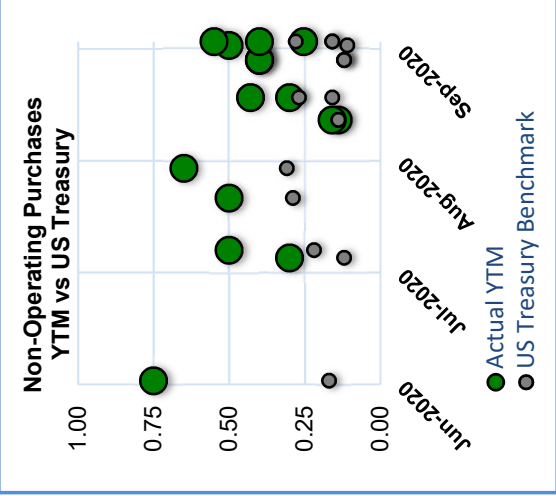
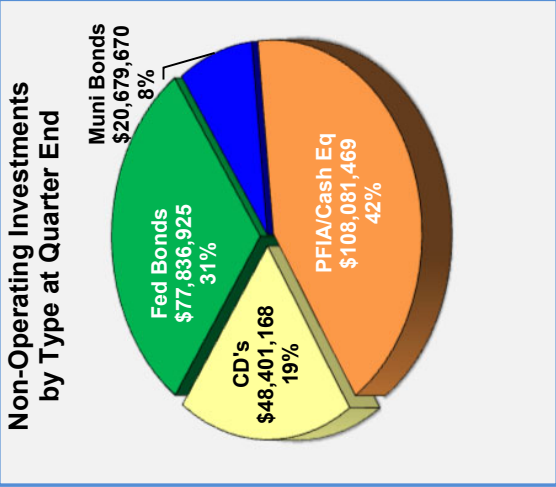
Notes

* Interest is recorded in Fund 001 General Fund
 ** Interest is recorded in Fund 505 Insurance Claim



Collin County, Texas
 QUARTERLY INVESTMENT REPORT
 Quarter Ending September 30, 2020

NON-OPERATING GROUP





Collin County, Texas
 QUARTERLY INVESTMENT REPORT
 Quarter Ending September 30, 2020

NON-OPERATING
 Investment Details

NON-OPERATING GROUP	Yield to Maturity (YTM)	Beginning Book Value 06/30/2020	Increases	Decreases	Interest Earned QTD	Ending Book Value 09/30/2020	Beginning Market Value 06/30/2020	Ending Market Value 09/30/2020	Accrued Interest	Maturity Date
<u>PPIA Investment Pools</u>										
TexasTERM DL	0.173%	732,776	-	-	314	733,090	732,776	733,090	-	N/A
		732,776	-	-	314	733,090	732,776	733,090	-	
<u>Cash Equivalent Investments</u>										
American National Bank										
Custody Cash Holdings	0.110%	96,749,203	8,905,328	(17,373,674)	27,133	88,307,990	96,749,203	88,307,990	8,294	N/A
Seacap Cash Holdings	0.220%	933,297	2,198,071	(1,217,561)	847	1,914,654	933,297	1,914,654	459	N/A
Farmer's Bank & Trust ICS	1.250%	17,071,864	-	-	53,871	17,125,735	17,071,864	17,125,735	-	10/26/2020
		114,754,364	11,103,399	(18,591,235)	81,851	107,348,379	114,754,364	107,348,379	8,753	
<u>Certificates of Deposit</u>										
East West Bank										
CD #172184791-MATURED	1.950%	2,537,000	-	(2,541,069)	4,069	-	2,537,000	-	-	07/31/2020
CD #172660760-MATURED	3.030%	2,637,502	-	(2,656,398)	18,896	-	2,637,502	-	-	09/25/2020
CD #172423327	1.940%	2,536,808	-	-	12,435	2,549,243	2,536,808	2,549,243	-	01/31/2021
CD #172891260	1.930%	2,536,617	-	-	12,370	2,548,987	2,536,617	2,548,987	-	02/28/2021
CD #172874946	1.920%	2,536,426	-	-	12,304	2,548,730	2,536,426	2,548,730	-	03/31/2021
CD #172707640	1.910%	2,536,235	-	-	12,239	2,548,474	2,536,235	2,548,474	-	04/30/2021
CD #172983036	1.910%	2,536,235	-	-	12,239	2,548,474	2,536,235	2,548,474	-	05/31/2021
CD #172810142	1.900%	2,536,044	-	-	12,174	2,548,218	2,536,044	2,548,218	-	06/30/2021
CD #172340852	1.890%	2,535,853	-	-	12,109	2,547,962	2,535,853	2,547,962	-	07/31/2021
CD #172334585	1.880%	2,535,662	-	-	12,044	2,547,706	2,535,662	2,547,706	-	08/31/2021
CD #172089101	1.870%	2,535,471	-	-	11,979	2,547,450	2,535,471	2,547,450	-	09/30/2021
		27,999,853	-	(5,197,467)	132,858	22,935,244	27,999,853	22,935,244	-	
<u>Farmer's Bank & Trust</u>										
CD #7002159-MATURED	3.300%	2,638,880	-	(2,653,817)	14,937	-	2,638,880	-	-	09/08/2020
CD #7002617	3.430%	2,615,400	-	-	22,345	2,637,745	2,615,400	2,637,745	-	10/28/2020
CD #7002233	3.430%	2,637,258	-	-	22,532	2,659,790	2,637,258	2,659,790	-	11/30/2020
CD #7002286	3.430%	2,629,709	-	-	22,467	2,652,176	2,629,709	2,652,176	-	12/31/2020
CD #7004336	0.300%	-	2,500,000	-	1,192	2,501,192	-	2,501,192	-	11/03/2021
CD #7004425	0.400%	-	2,500,000	-	167	2,500,167	-	2,500,167	167	04/25/2022
CD #7004426	0.400%	-	2,500,000	-	167	2,500,167	-	2,500,167	167	05/25/2022
CD #7004200	1.250%	2,502,568	-	-	7,206	2,509,774	2,502,568	2,509,774	-	06/08/2022
CD #7004268	0.750%	-	2,500,000	-	4,678	2,504,678	-	2,504,678	-	07/01/2022
CD #7004427	0.400%	-	2,500,000	-	167	2,500,167	-	2,500,167	167	08/25/2022
		13,023,815	12,500,000	(2,653,817)	95,858	22,965,856	13,023,815	22,965,856	501	
<u>Prosperity Bank</u>										
CD #434000040	0.500%	-	2,500,000	-	68	2,500,068	-	2,500,068	68	09/29/2022
		-	2,500,000	-	68	2,500,068	-	2,500,068	68	
		41,023,668	15,000,000	(7,851,284)	228,784	48,401,168	41,023,668	48,401,168	569	
Total Certificates of Deposit										



Collin County, Texas
 QUARTERLY INVESTMENT REPORT
 Quarter Ending September 30, 2020

NON-OPERATING
 Investment Details

NON-OPERATING GROUP	Security Name	Rating	Yield to Call (YTC)	Yield to Maturity (YTM)	Beginning Book Value 06/30/2020	Increases	Decreases	Interest Earned QTD	Amortization/ Accretion	Ending Book Value 09/30/2020	Beginning Market Value 06/30/2020	Unrealized Gain / (Loss) Market Adj	Ending Market Value 09/30/2020	Accrued Interest	Maturity / Call Date	Callable
Federal/Agency Bonds																
American National Bank																
	CUSIP #3130AHWB5-CALLED	AA+	2.000%	2.000%	2,500,000		(2,502,778)	2,778		2,495,478	2,502,508		2,500,574		07/21/2020	Y
	CUSIP #3133EAO4-MATURED	AA+	1.573%	1.573%	1,109,984		(1,111,099)	1,099		2,495,478	1,111,455		2,506,451		07/24/2020	N
	CUSIP #3130AHZU0-CALLED	AA+	1.328%	1.328%	2,503,923		(2,507,928)	4,108		2,495,478	2,502,151		2,505,715		08/05/2020	Y
	CUSIP #3130AJR33-CALLED	AA+	2.168%	1.874%	2,496,267	3,645	(2,504,983)	4,983		2,495,478	2,502,367		2,513,937		08/10/2020	Y
	CUSIP #3133ELW04	AA+	1.553%	1.791%	2,495,228		(7,188)	7,188		2,495,478	2,502,609	5,086	2,500,574	13,736	10/09/2020	Y
	CUSIP #3130AHK93	AA+	1.978%	0.888%	2,502,313		(12,500)	12,500		2,502,182	2,513,468	4,269	2,506,451	17,222	11/27/2020	Y
	CUSIP #3135G0F73	AA+	1.894%	0.888%	2,506,288		(9,375)	9,375		2,502,490	2,513,453	3,225	2,505,715	12,604	11/30/2020	N
	CUSIP #3130A0FA3	AA+	1.688%	1.688%	2,511,131		(16,563)	16,563		2,505,307	2,529,816	8,630	2,513,937	18,035	12/23/2020	N
	CUSIP #3132X0EO0	NR	1.550%	0.942%	1,250,000		(4,844)	4,844		1,250,000	1,259,683	5,560	1,255,560	3,342	01/25/2021	N
	CUSIP #3135G0J20	AA+	0.942%	0.140%	2,507,009		(8,594)	8,594		2,500,000	2,518,375	8,165	2,512,489	3,342	02/26/2021	N
	CUSIP #3133EL6P4	AA+	0.140%	0.140%		2,500,000	(214)	214		2,500,000		(360)	2,489,640	214	03/09/2021	Y
	CUSIP #3134G8V48	AA+	1.719%	1.719%	1,598,622		(6,400)	6,400		1,599,083	1,613,941	12,747	1,611,830	71	03/30/2021	N
	CUSIP #31422BXJ4	NR	1.350%	1.790%	5,000,000		(16,875)	16,875		5,000,000	5,001,853	4,029	5,004,029	33,750	04/01/2021	Y
	CUSIP #31422BXX3	NR	1.160%	1.780%	2,500,000		(7,250)	7,250		2,500,000	2,502,295	3,525	2,503,525	13,372	04/15/2021	Y
	CUSIP #3136G4S87	AA+	0.650%	0.650%		2,500,000	(1,535)	1,535		2,500,000		266	2,500,266	1,535	08/27/2021	Y
	CUSIP #3134GWK96	AA+	0.300%	0.300%		2,500,000	(333)	333		2,500,000		(731)	2,499,269	333	09/15/2021	Y
	CUSIP #3133EHZA4	AA+	1.790%	1.790%	2,496,199		(10,375)	10,375		2,496,978	2,544,687	39,392	2,536,370	39,392	09/20/2021	N
	CUSIP #3135G0Q89	AA+	1.748%	1.748%	2,488,641		(8,594)	8,594		2,490,883	2,537,451	40,037	2,530,920	16,615	10/07/2021	N
	CUSIP #313376AV7	AA+	1.780%	1.780%	1,012,882		(6,950)	6,950		1,010,482	1,033,934	18,475	1,028,957	11,352	11/04/2021	N
	CUSIP #3136G3MY8	AA+	1.786%	1.786%	288,883		(1,088)	1,088		289,082	295,452	5,623	294,705	1,510	11/26/2021	N
	CUSIP #3130AABG2	AA+	1.754%	1.754%	836,369		(3,914)	3,914		836,126	855,264	15,560	851,686	5,306	11/29/2021	N
	CUSIP #3132X0VW0	NR	1.880%	1.880%	2,500,744		(11,875)	11,875		2,500,626	2,560,855	57,423	2,558,049	8,313	01/28/2022	N
	CUSIP #3133EG8E0	AA+	1.865%	1.865%	2,005,007		(10,150)	10,150		2,004,219	2,067,604	45,941	2,060,160	6,541	02/03/2022	N
	CUSIP #3133X0Y88	AA+	3.005%	1.883%	2,524,941		(15,625)	15,625		2,521,261	2,596,416	63,584	2,584,845	3,472	03/11/2022	N
	CUSIP #3133ELT95	NR	0.161%	0.161%	2,418,191		(17,506)	17,506		2,418,849	2,533,844	107,596	2,526,445	29,566	04/29/2022	N
	CUSIP #3132X0XS5	AA+	2.000%	2.000%	2,500,000		(12,500)	12,500		2,371,649	2,596,717	88,458	2,588,458	556	09/27/2022	N
	CUSIP #3134GWNE2	AA+	0.500%	0.500%		2,500,000	(1,458)	1,458		2,500,000		164	2,500,164	1,458	08/19/2024	Y
	CUSIP #31422BRT9	NR	1.534%	1.534%	2,523,317		(10,938)	10,938		2,522,023	2,647,610	119,979	2,642,002	10,694	01/03/2025	N
	CUSIP #31422BU73	NR	0.430%	0.430%	53,075,939		(8,830,678)	216,858		5,000,000	53,833,808	647,135	4,980,648	956	09/15/2025	N
Unites States Treasuries																
American National Bank																
	CUSIP #912828O37	NR	2.435%	2.435%	2,478,785		(7,856)	7,856		2,485,934	2,520,118	28,421	2,514,355	86	03/31/2021	N
	CUSIP #912828WZ9	NR	2.705%	2.705%	2,458,764		(10,938)	10,938		2,464,443	2,572,363	99,522	2,563,965	18,308	04/30/2022	N
	CUSIP #912828XR6 #1	NR	2.709%	2.709%	2,456,659		(10,997)	10,997		2,462,363	2,575,293	105,117	2,567,480	14,703	05/31/2022	N
	CUSIP #912828XR6 #2	NR	2.898%	2.898%	2,448,222		(10,997)	10,997		2,455,037	2,575,293	112,443	2,567,480	14,703	05/31/2022	N
	CUSIP #912828XW5	NR	2.715%	2.715%	2,454,651		(10,938)	10,938		2,460,374	2,578,710	110,426	2,570,800	11,056	06/30/2022	N
	CUSIP #912828Q29	NR	2.644%	2.644%	2,426,910		(9,427)	9,427		2,433,614	2,590,918	151,054	2,584,668	103	03/31/2023	N
					14,723,991		(61,153)	61,153		14,761,765	15,412,695	606,983	15,368,748	58,959		
Total Federal/Agency Bonds					67,799,930	17,375,351	(8,891,831)	278,011	21,346	76,582,807	69,246,503	1,254,118	77,836,925	275,359		
Municipal Bonds																
American National Bank																
	CUSIP #022447UM6-CALLED	Aaa	1.950%	2.375%	252,072		(252,820)	1,155	(407)		250,568				08/15/2020	Y
	CUSIP #106211UX8-MATURED	Aa2	1.899%	1.899%	501,094		(502,292)	2,292	(1,094)		501,700				08/15/2020	N
	CUSIP #110N29-MATURED	AAA	2.050%	2.050%	622,163		(623,789)	3,789	(2,163)		622,970				08/15/2020	N
	CUSIP #052397FK-MATURED	AAA	1.421%	1.421%	361,500		(362,400)	2,400	(1,500)		362,045				09/01/2020	N
	CUSIP #052397GC4-MATURED	AAA	1.421%	1.421%	266,105		(266,767)	1,767	(1,105)		266,505				09/01/2020	N
	CUSIP #314005R90	AAA	2.020%	2.020%	150,713		(1,500)	1,500	(713)	150,000	151,175		150,000	3,000	10/01/2020	N



Collin County, Texas
 QUARTERLY INVESTMENT REPORT
 Quarter Ending September 30, 2020

NON-OPERATING
Investment Details

NON-OPERATING GROUP	Security Name	Rating	Yield to Call (YTC)	Yield to Maturity (YTM)	Beginning Book Value	Increases	Decreases	Interest Earned	Amortization/ Accretion	Ending Book Value	Beginning Market Value	Unrealized Gain / (Loss) Market Adj		Ending Market Value	Accrued Interest	Maturity / Call Date	Callable
												09/30/2020	06/30/2020				
CUSIP #5458967A4	Loudoun Cnty VA	AAA	2.050%	2.050%	500,107	(2,630)	(2,630)	2,630	(64)	500,043	502,465	1,032	501,075	3,507	12/01/2020	N	
CUSIP #796237T88	San Antonio Tex	AAA	2.050%	2.050%	270,612	(1,652)	(1,652)	1,652	(262)	270,350	272,076	1,554	271,904	1,102	02/01/2021	N	
CUSIP #549188R88	Lubbock TX	AA+	2.110%	2.110%	100,176	(528)	(528)	528	(71)	100,105	100,717	488	100,573	270	02/15/2021	N	
CUSIP #96987S58	Williamson Cnty TX	AAA	2.000%	2.000%	1,000,671	(5,283)	(5,283)	5,283	(270)	1,000,401	1,006,260	5,459	1,005,860	2,700	02/15/2021	N	
CUSIP #8213ABS3	Texas A & M University	AAA	1.450%	1.450%	478,958	(2,871)	(2,871)	2,871	(1,134)	477,824	483,488	3,660	481,484	4,339	05/15/2021	N	
CUSIP #8213AEG6	Texas A & M Univ Revs	AAA	1.720%	1.720%	601,038	(2,892)	(2,892)	2,892	(297)	600,741	608,178	5,625	606,366	4,370	05/15/2021	N	
CUSIP #8213AHH1	Texas S.A. & M Univ Revenue	AAA	2.229%	2.229%	75,000	(418)	(418)	418	-	75,000	76,218	936	75,936	632	05/15/2021	N	
CUSIP #68211V76	Texas A & M University	AAA	1.451%	1.451%	201,888	(1,204)	(1,204)	1,204	(472)	201,416	204,092	1,858	203,274	1,204	07/01/2021	N	
CUSIP #60412AFM0	Minnesota St	AA+	1.310%	1.310%	750,704	(2,625)	(2,625)	2,625	(163)	750,541	754,208	6,584	757,125	1,750	08/01/2021	N	
CUSIP #5816463L3	McKinney Tex GO	AAA	2.750%	2.750%	151,646	(1,031)	(1,031)	1,031	(366)	151,280	152,483	1,585	152,865	527	08/15/2021	N	
CUSIP #052397FL5	Austin TX	AAA	1.591%	1.591%	179,714	(1,750)	(1,750)	1,750	(1,155)	178,704	181,860	2,440	181,144	583	09/01/2021	N	
CUSIP #052397GD2	Austin TX	AAA	2.147%	2.147%	205,388	(2,000)	(2,000)	2,000	(1,155)	204,233	207,840	2,789	207,022	667	09/01/2021	N	
CUSIP #463777Q70	Living TX	AAA	2.147%	2.147%	921,447	(7,394)	(7,394)	7,394	(2,374)	919,073	933,378	14,296	933,369	1,314	09/15/2021	N	
CUSIP #682864YU0	Texas Water Dev Brd	AAA	1.570%	1.570%	256,447	(1,288)	(1,288)	1,288	(281)	256,166	258,866	2,743	258,909	2,375	10/15/2021	N	
CUSIP #005482W83	Adams & Arapahoe Chrty CO	AA	2.570%	2.880%	505,063	(4,913)	(4,913)	4,913	(893)	504,170	503,945	(1,460)	502,710	6,550	12/01/2021	Y	
CUSIP #605581HH3	MS State	AA	2.100%	2.100%	505,200	(3,594)	(3,594)	3,594	(918)	504,282	512,910	11,113	515,395	4,792	12/01/2021	N	
CUSIP #534366AO2	Lincoln W Haymarket NE	AAA	2.296%	2.296%	579,757	(5,933)	(5,933)	5,933	(2,535)	577,222	592,855	12,570	589,792	6,987	12/15/2021	N	
CUSIP #094808CB6	Bloomington MN Port Auth	AAA	2.100%	2.100%	301,154	(1,575)	(1,575)	1,575	(182)	300,972	305,115	5,205	306,177	1,050	02/01/2022	N	
CUSIP #678519B65	Oklahoma City OK	AAA	2.561%	2.561%	825,000	(5,280)	(5,280)	5,280	-	825,000	848,529	22,902	847,902	1,760	03/01/2022	N	
CUSIP #8213AHJ7	Texas A & M Univ Revs	AAA	1.920%	1.920%	101,015	(620)	(620)	620	(135)	100,880	103,901	2,660	103,540	937	05/15/2022	N	
CUSIP #409585E9	Hampblon VA	AA+	2.030%	2.030%	182,204	(1,750)	(1,750)	1,750	(831)	181,373	186,102	3,761	185,134	583	09/01/2022	N	
CUSIP #678519RQ4	Oklahoma City OK	AAA	2.860%	2.860%	301,908	(2,250)	(2,250)	2,250	(220)	301,688	314,211	12,052	313,740	750	09/01/2022	N	
CUSIP #235416700	Dallas TX Winwks & Swr Sys	AAA	2.060%	2.060%	744,139	(4,842)	(4,842)	4,842	(1,015)	743,124	765,150	20,019	763,143	9,684	10/01/2022	N	
CUSIP #914713N32 #1	Univ of NC at Chapel Hill	AAA	2.568%	2.568%	636,557	(3,222)	(3,222)	3,222	873	637,430	667,859	27,924	665,354	4,296	12/01/2022	N	
CUSIP #914713N32 #2	Univ of NC at Chapel Hill	AAA	1.880%	1.880%	25,068	(125)	(125)	125	(7)	25,061	26,301	1,098	26,159	167	12/01/2022	N	
CUSIP #73723RSP9	Portsmouth VA	AA	1.754%	1.754%	516,664	(3,861)	(3,861)	3,861	(1,613)	515,051	526,310	9,804	524,855	2,574	02/01/2023	N	
CUSIP #796237U29	San Antonio Tex	AAA	2.410%	2.410%	1,011,196	(7,168)	(7,168)	7,168	(1,084)	1,010,112	1,042,290	47,108	1,057,220	4,778	02/01/2023	N	
CUSIP #1845403S9 #1	Clear Creek TX ISD	AAA	2.858%	2.858%	481,531	(4,097)	(4,097)	4,097	(651)	481,180	500,083	21,355	502,535	2,094	02/15/2023	N	
CUSIP #1845403S9 #2	Clear Creek TX ISD	AAA	2.150%	2.150%	206,521	(1,725)	(1,725)	1,725	(622)	205,899	214,344	9,138	215,037	882	02/15/2023	N	
CUSIP #604115AW5	Minnesota Pub Facs Auth St	AAA	2.250%	2.250%	200,889	(2,138)	(2,138)	2,138	(1,021)	199,868	206,389	8,393	208,261	713	03/01/2023	N	
CUSIP #586145F58	Memphis TN	AA+	3.150%	3.150%	247,140	(1,686)	(1,686)	1,686	260	247,400	259,868	16,143	263,543	3,373	04/01/2023	N	
CUSIP #7700773U7	Roanoke NC	AA+	3.000%	3.000%	206,322	(1,500)	(1,500)	1,500	(575)	205,747	211,526	5,203	210,950	3,000	04/01/2023	N	
CUSIP #751091OR3	Raleigh NC	AAA	2.000%	2.000%	513,953	(3,750)	(3,750)	3,750	(1,196)	512,757	524,560	11,478	524,235	5,000	06/01/2023	N	
CUSIP #401784WZ2	Gulfport Cnty NC	AAA	2.720%	2.720%	211,961	(2,396)	(2,396)	2,396	(970)	210,981	222,474	12,543	223,534	1,597	08/01/2023	N	
CUSIP #052397GX8	Austin Texas ISD	AAA	1.831%	1.831%	507,854	(2,935)	(2,935)	2,935	(620)	507,234	523,720	21,771	529,005	978	09/01/2023	N	
CUSIP #494918BS50	Lubbock TX	AA+	1.823%	1.823%	1,000,000	(4,558)	(4,558)	4,558	(5)	235,076	235,076	-	234,888	6	09/15/2023	N	
CUSIP #597861T38	Middlefield TX ISD	AAA	2.650%	3.078%	212,823	(2,500)	(2,500)	2,500	(885)	1,000,000	1,019,370	31,780	1,031,780	2,329	02/15/2024	N	
CUSIP #68213AEK7	Texas A & M University	AAA	1.640%	1.640%	258,619	(1,604)	(1,604)	1,604	(556)	258,063	259,246	5,938	259,246	1,278	02/15/2024	Y	
CUSIP #68213AKB0	Texas A & M Univ Revs	AAA	2.200%	2.200%	1,012,729	(6,373)	(6,373)	6,373	(822)	1,011,907	1,075,030	63,903	1,075,810	2,423	05/15/2024	N	
CUSIP #586145WG5	Memphis TN	AA	2.500%	2.500%	386,990	(4,424)	(4,424)	4,424	(2,312)	384,678	402,203	22,145	406,823	4,424	07/01/2024	N	
CUSIP #798781XW5	San Marcos TX Cons Indpt Sch	AAA	1.800%	1.800%	542,783	(5,000)	(5,000)	5,000	(646)	540,164	556,515	20,741	560,905	3,333	08/01/2024	N	
CUSIP #447819EA7	Hurst-Euless-Bedford TX ISD	AAA	2.028%	2.028%	260,649	(1,878)	(1,878)	1,878	(4)	260,003	264,888	12,870	272,873	960	08/15/2024	N	
CUSIP #1610692Q1	Charlotteville VA	AAA	0.400%	0.400%	-	(6)	(6)	6	(302)	230,294	-	(302)	229,988	6	09/15/2024	N	
CUSIP #414018BL1	Harris County TX	Aaa	0.500%	0.500%	672,198	(2,248)	(2,248)	2,248	(1,876)	498,232	498,232	-	492,300	7,225	10/01/2024	N	
CUSIP #751100MG9	Raleigh NC	AAA	1.385%	1.385%	-	(3,486)	(3,486)	3,486	(1,189)	671,009	692,003	21,430	692,439	1,166	03/01/2025	N	
CUSIP #1610692R9	Charlotteville VA	AAA	0.550%	0.550%	-	(6)	(6)	6	(39,773)	229,943	-	(375)	229,568	6	09/15/2025	N	
					21,005,630	(2,140,583)	(2,140,583)	143,918	(39,773)	20,184,621	21,453,689	515,049	20,679,670	123,667			
					245,316,368	(37,474,933)	(37,474,933)	732,878	(18,427)	263,230,065	247,211,010	1,769,167	254,999,232	408,348			

TOTAL NON-OPERATING INVESTMENTS




Collin County, Texas
QUARTERLY INVESTMENT REPORT
 Quarter Ending September 30, 2020

NON-OPERATING

Fund Number (MUNIS)	Fund Name	Book Value 09/30/2020	Interest Earned YTD	% of Total Invested
<u>General Funds</u>				
0001	General	192,424,854	2,719,829	75.461%
0499	Permanent Improvements	8,823,614	150,070	3.460%
		<u>201,248,468</u>	<u>2,869,899</u>	<u>78.921%</u>
<u>Special Revenue Funds</u>				
1010	Road and Bridge	47,134,136	786,307	18.484%
		<u>47,134,136</u>	<u>786,307</u>	<u>18.484%</u>
<u>Grant Funds</u>				
0184	RTR-Outer Loop PH3 75-121	-	-	0.000%
		<u>-</u>	<u>-</u>	<u>0.000%</u>
<u>Debt Service Funds</u>				
3001	Debt Service Fund	6,616,057	109,758	2.595%
		<u>6,616,057</u>	<u>109,758</u>	<u>2.595%</u>
	SubTotal Non-Operating Investments	<u>254,998,661</u>	<u>3,765,964</u>	<u>100.000%</u>
<u>Market Adjustment *</u>				
	Federal Agency Bonds	1,254,115		
	Municipal Bonds	515,047		
		<u>1,769,162</u>		
	Total Book Value as of 09/30/20	<u>253,229,499</u>		
<u>Fiduciary (Agency) Funds</u>				
7031	County Clerk - Trust	3,277,781		
7036	District Clerk - Trust	1,850,997		
7080	Tax Assessor/Collector	4,527,179		
		<u>9,655,957</u>		
	Total Consolidated Book Value (Excluding Market Adjustment)	<u>262,885,456</u>		

* Market Adjustments are calculated using Market Values as shown on ANB Statements

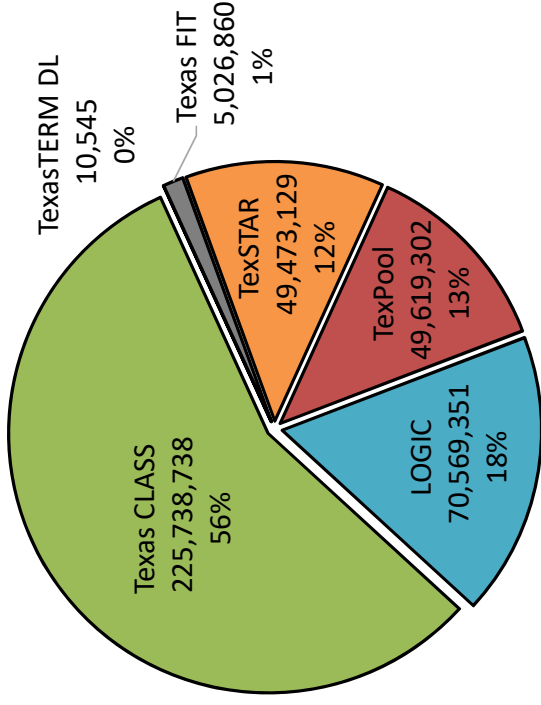



Collin County, Texas
 QUARTERLY INVESTMENT REPORT
 Quarter Ending September 30, 2020

CAPITAL PROJECTS Investment Details

CAPITAL PROJECTS GROUP	Yield to Maturity (YTM)	Beginning Book Value 06/30/2020	Increases	Decreases	Interest Earned QTD	Ending Book Value 09/30/2020	Beginning Market Value 06/30/2020	Ending Market Value 09/30/2020	Accrued Interest	Maturity Date
TexPool	0.178%	55,963,732	-	(6,367,000)	22,570	49,619,302	55,963,732	49,619,302	-	N/A
TexSTAR	0.166%	50,422,224	-	(970,000)	20,905	49,473,129	50,422,224	49,473,129	-	N/A
Texas CLASS	0.298%	67,866,362	176,300,000	(18,571,000)	143,376	225,738,738	67,866,362	225,738,738	-	N/A
LOGIC	0.331%	68,815,291	1,696,000	-	58,060	70,569,351	68,815,291	70,569,351	-	N/A
TexasTERM DL	0.173%	10,541	-	-	4	10,545	10,541	10,545	-	N/A
Texas FIT	0.427%	5,021,446	-	-	5,414	5,026,860	5,021,446	5,026,860	-	N/A
TOTAL CAPITAL PROJECTS INVESTMENTS		248,099,596	177,996,000	(25,908,000)	250,329	400,437,925	248,099,596	400,437,925	-	
		248,099,596	177,996,000	(25,908,000)	250,329	400,437,925	248,099,596	400,437,925	-	

Capital Projects - PFIA Investments at Quarter End





Collin County, Texas
QUARTERLY INVESTMENT REPORT
 Quarter Ending September 30, 2020

CAPITAL PROJECTS
Schedule of Investments by Fund

Fund Number (MUNIS)	Fund Name	Book Value 09/30/2020	Interest Earned YTD	% of Total Invested
Capital Project Funds				
Permanent Improvement Bonds				
4002	Ltd Tax Perm Imp 2000	3,309	48	0.001%
4003	Lmt'd Tax P/I Series '01	83,001	877	0.021%
4004	Ltd Tax Perm Imp 2002	587,673	6,191	0.147%
4005	Ltd Tax Perm Imp 2004	25,011	294	0.006%
4006	Lmt'd Tax Perm Imp 2005	22,792	585	0.006%
4007	Lmt'd Tax Perm Imp Bds '06	48,249	508	0.012%
4008	Ltd Tax Perm Imp 2007	10,746	155	0.003%
4009	Ltd TX PI 2008 07Proj	27,406	308	0.007%
4010	LTD TAX PI 2008 03PROJ	30,093	327	0.008%
4011	Ltd Tax PI Bds 2009	630,336	6,850	0.157%
4012	Ltd TX PI BAB Bds 2009B	464,384	4,884	0.116%
4013	Ltd Tax PI Bds 2011	175,790	1,844	0.044%
4014	Ltd Tax Perm Imp 2012	115,620	1,727	0.029%
4015	Ltd Tax Perm Imp 2013	211,840	2,223	0.053%
4016	Ltd Tax P/I 2014	492,004	5,175	0.123%
4017	Ltd Tax P/I 2015	580,195	6,237	0.145%
4018	Ltd Tax P/I 2016	629,711	9,192	0.157%
4019	LT 2019A	293,608	18,266	0.073%
4020	LT 2019B	45,883,591	491,021	11.458%
4021	LT 2020A	111,848,766	48,766	27.932%
4022	LT 2020B	62,527,262	27,262	15.615%
4023	LT 2020C	2,000,872	872	0.500%
		226,692,259	633,612	56.613%
Road Bonds				
4201	Unlmt'd Tax Rd Bonds 2004	197,061	2,076	0.049%
4202	Unlmt'd Tax Road Bond 2005	166,977	1,332	0.042%
4203	Unlmt'd Tax Road Bds '06	61,259	645	0.015%
4204	Unltd Tax Rd Bds 2007	2,271,794	22,262	0.567%
4205	Unltd TX Rd Bds 08 03Proj	298,025	3,131	0.074%
4206	Unltd Rd Bds 2008 07Proj	2,446,546	46,202	0.611%
4207	Unltd Tax Road Bds 2009	229,017	2,621	0.057%
4208	UNLTD TX RD BAB 2009B	7,709	92	0.002%
4209	Unltd Tax Rd Bds 2011	2,050,161	24,386	0.512%
4210	UNLTD TAX ROAD BD 2012	7,040,060	82,077	1.758%
4211	Unlmt'd Tax Road/Bond 2013	5,969,180	81,554	1.491%
4212	Unltd Tax Road Bd 2014	14,200,181	173,204	3.546%
4213	Unltd Tax Road Bd 2015	27,342,021	338,168	6.828%
4214	UnLtd Tax Road Bd 2016	18,632,087	197,692	4.653%
4215	UT 2019A	68,055,745	977,647	16.985%
4216	UT 2019B	8,283,550	88,690	2.069%
4281	Unlimited Road Bond 99	1,735,440	18,236	0.433%
4282	Unlimited Road Bond 99A	97,646	1,020	0.024%
4283	Unlimited Road Bond 00/01	303,154	3,186	0.076%
4284	Unlimited Road Bond 95/97	166,879	2,907	0.042%
		159,554,492	2,067,128	39.844%
Tax Notes				
4401	Tax Notes 2006	3,168,766	38,444	0.791%
4402	Capital Improvement TN 01	529,970	5,575	0.132%
4403	Capital Imp T/N 01A	191,674	2,019	0.048%
4404	Tax Notes Series 2002	1,173,461	12,346	0.293%
4405	Tax Notes Series 2004	2,440,358	25,711	0.609%
4406	Tax Notes 2018	6,686,945	90,865	1.670%
		14,191,174	174,960	3.543%
	Total Capital Projects Investments	400,437,925	2,875,700	100.000%
	Total Book Value as of 09/30/20	400,437,925	2,875,700	