



Collin County, Texas
 QUARTERLY INVESTMENT REPORT
 Quarter Ending December 31, 2021

STATEMENT OF INVESTMENT POSITION

The investments held in Collin County portfolio are managed in full compliance with the Public Funds Investment Act (Government Code 2256.023), and with the Investment Policy and strategy of Collin County Government.


	OPERATING GROUP			NON-OPERATING GROUP			CAPITAL PROJECTS GROUP			TOTAL PORTFOLIO		
	Prior Year Market Value	Beginning Market Value	Ending Market Value	Prior Year Market Value	Beginning Market Value	Ending Market Value	Prior Year Market Value	Beginning Market Value	Ending Market Value	Prior Year Market Value	Beginning Market Value	Ending Market Value
	12/31/2020	9/30/2021	12/31/2021	12/31/2020	9/30/2021	12/31/2021	12/31/2020	9/30/2021	12/31/2021	12/31/2020	9/30/2021	12/31/2021
Cash in Bank	96,540,290	53,716,123	26,546,943							96,540,290	53,716,123	26,546,943
PFIA Investment Pools	132,258,732	80,088,840	160,125,137	733,279	733,496	733,526	376,378,967	356,758,170	349,543,398	509,370,978	437,580,506	510,402,061
Cash Equivalent Investments	2,698	105,054,444	105,068,798	112,311,149	93,583,086	92,139,538	-	169,875	228,084	112,313,847	198,807,405	197,436,420
Certificates of Deposit	-	-	-	43,088,675	97,705,723	92,773,260	-	10,000,956	7,502,865	43,088,675	107,706,679	100,276,125
Federal/Agency Bonds				72,649,711	89,005,793	89,196,805		82,883,702	82,297,585	72,649,711	171,889,495	171,494,390
Municipal Bonds				21,153,075	27,737,445	28,409,604				21,153,075	27,737,445	28,409,604
TOTALS	228,801,720	238,859,407	291,740,878	249,935,889	308,765,543	303,252,733	376,378,967	449,812,703	439,571,932	855,116,576	997,437,653	1,034,565,543

Annualized Yield	0.172%	0.060%	0.052%	1.012%	0.586%	0.534%	0.146%	0.070%	0.088%	0.432%	0.234%	0.225%
Weighted Yield To Call	0.182%	0.051%	0.052%	0.933%	0.596%	0.640%	0.142%	0.890%	0.092%	0.409%	0.247%	0.246%
Weighted Yield To Maturity	0.182%	0.051%	0.052%	0.935%	0.603%	0.619%	0.142%	0.890%	0.092%	0.410%	0.249%	0.240%
Weighted Average Maturity	0.003	0.003	0.003	0.958	1.081	1.054	0.003	0.446	0.396	0.316	0.567	0.491

In accordance with Government Code 2256.005 Sections f-i, The Investment Officers of Collin County are required to:
 (1) Disclose a personal business relationship with a business organization offering to sell investments to the organization; and,
 (2) Disclose whether he/she is related within the second degree by affinity of consanguinity to an individual seeking to sell an investment to the entity;

Authorized By Investment Officers: Linda Riggs 8/8/2022
 Linda Riggs, County Auditor Date

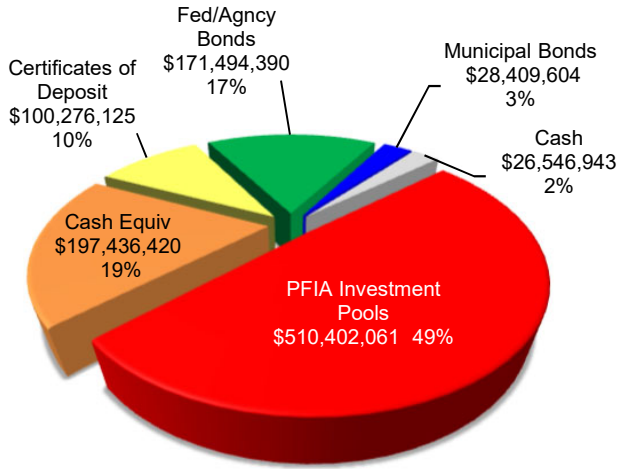
Monika Arris 8.8.2022
 Monika Arris, Budget Director Date



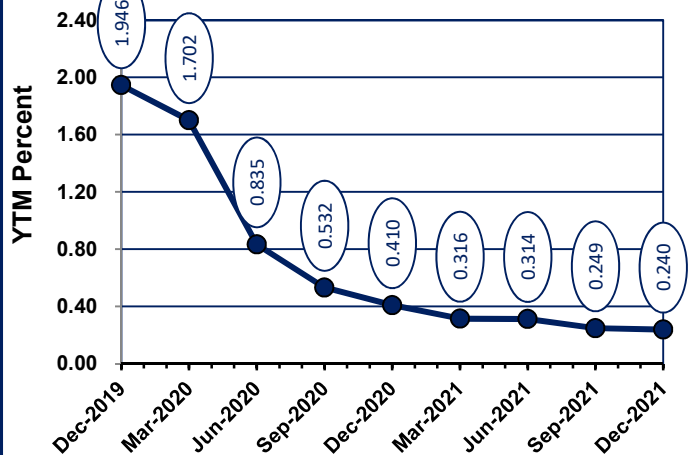
Collin County, Texas
 QUARTERLY INVESTMENT REPORT
 Quarter Ending December 31, 2021

TOTAL PORTFOLIO

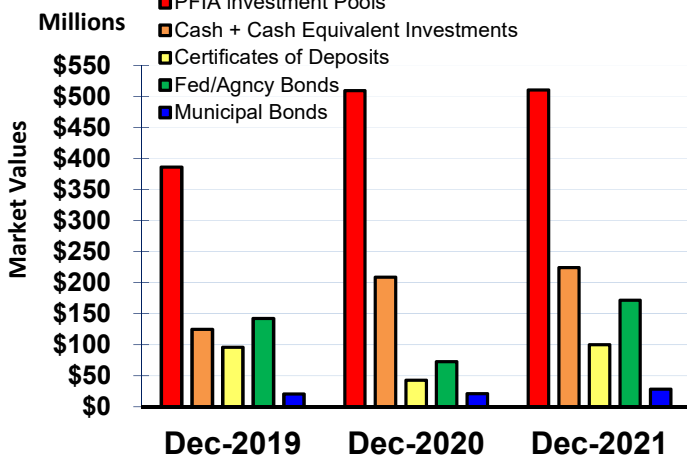
Portfolio Composition by Type



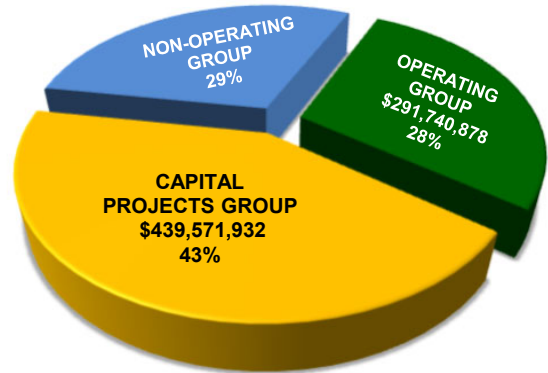
Portfolio Weighted YTM 2 Year Trend



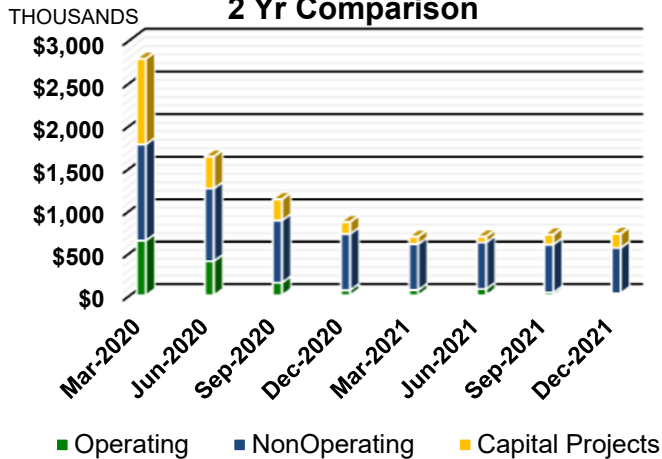
Portfolio Position by Type 3 Yr Comparison



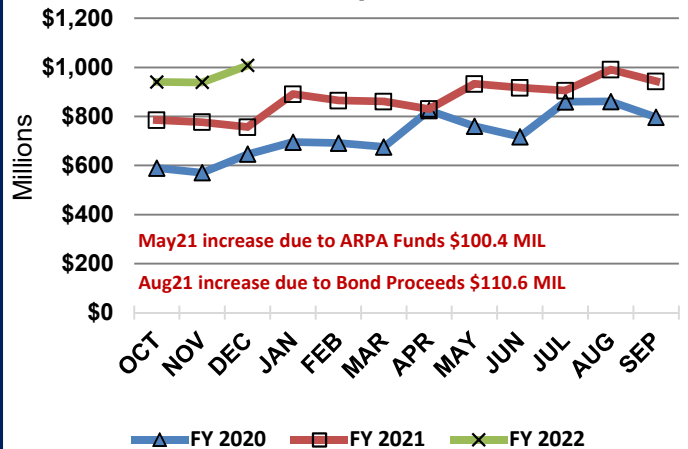
Portfolio Composition by Investment Pool Group at Qtr End



Interest Earnings during Quarter 2 Yr Comparison



Total Portfolio 3 Yr Comparison





Collin County, Texas
 QUARTERLY INVESTMENT REPORT
 Quarter Ending December 31, 2021

TOTAL PORTFOLIO
Summary Statement by Pooled Fund Group

Description	Ending Market Value	Percentage of Portfolio	Avg Monthly Yields Oct-2021	Avg Monthly Yields Nov-2021	Avg Monthly Yields Dec-2021
TexPool	1,836,101	0.1821%	0.0376%	0.0381%	0.0354%
TexSTAR	2,000,765	0.1985%	0.0100%	0.0102%	0.0139%
Texas CLASS	154,312,947	15.3085%	0.0655%	0.0624%	0.0466%
LOGIC	210,566,571	20.8894%	0.0359%	0.0391%	0.0737%
Texas RANGE	2,834,822	0.2812%	0.0200%	0.0200%	0.0200%
Texas FIT	138,850,855	13.7746%	0.0400%	0.0300%	0.0500%
ICS American National Bank	100,066,442	9.9270%	0.0500%	0.0500%	0.0500%
ICS Farmer's Bank & Trust	17,212,824	1.7076%	0.1400%	0.1400%	0.1400%
CE American National Bank-CUS	76,287,117	7.5680%	0.0500%	0.1000%	0.0900%
CE American National Bank-SEA	3,870,037	0.3839%	0.1500%	0.1600%	0.1500%
* Certificates of Deposit	100,276,125	9.9478%	0.3186%	0.3186%	0.3186%
* Federal Agency Bonds	116,287,406	11.5362%	0.8034%	0.8034%	0.8034%
* US Treasuries	55,206,984	5.4768%	1.0316%	1.0316%	1.0316%
* Municipal Bonds	28,409,604	2.8184%	1.4528%	1.4528%	1.4528%
	1,008,018,600	100.0000%	0.3004%	0.3040%	0.3054%

* Avg Monthly Yields are calculated by averaging YTM. Since Collin County Investment Policy maximum term limit is five years, yields may include rates from 12/31/2016 - 12/31/2021.

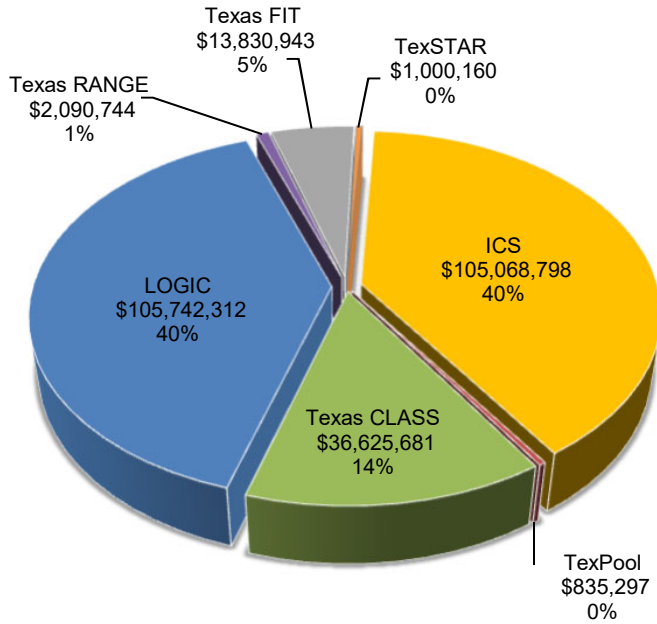
POOLED FUND GROUP	Beginning Book Value 09/30/2021	Increases	Decreases	Interest Earned QTD	Amortization / Accretion	Ending Book Value 12/31/2021	Beginning Market Value 09/30/2021	Unrealized Gain / (Loss) Market Adj	Ending Market Value 12/31/2021	Accrued Interest 12/31/2021
Operating Group										
PFIA Investment Pools	80,088,840	112,223,000	(32,197,000)	10,297	-	160,125,137	80,088,840	-	160,125,137	-
Cash Equivalent Investments	105,054,444	-	-	14,354	-	105,068,798	105,054,444	-	105,068,798	-
Sub-Total	185,143,284	112,223,000	(32,197,000)	24,651	-	265,193,935	185,143,284	-	265,193,935	-
Non-Operating Group										
PFIA Investment Pools	733,496	-	-	30	-	733,526	733,496	-	733,526	-
Cash Equivalent Investments	93,583,086	11,359,918	(12,830,500)	27,034	-	92,139,538	93,583,086	-	92,139,538	6,725
Certificates of Deposit	97,705,723	-	(5,011,617)	79,154	-	92,773,260	97,705,723	-	92,773,260	-
Federal/Agency Bonds	88,661,554	10,346,866	(9,851,875)	226,875	(18,854)	89,364,566	89,005,793	(167,761)	89,196,805	242,767
Municipal Bonds	27,504,713	2,391,208	(1,520,895)	200,895	(104,754)	28,471,167	27,737,445	(61,563)	28,409,604	246,576
Sub-Total	308,188,572	24,097,992	(29,214,887)	533,988	(123,608)	303,482,057	308,765,543	(229,324)	303,252,733	496,068
Capital Projects Group										
PFIA Investment Pools	356,758,170	11,664,000	(18,923,000)	44,228	-	349,543,398	356,758,170	-	349,543,398	-
Cash Equivalent Investments	169,875	58,170	(11)	50	-	228,084	169,875	-	228,084	18
Certificates of Deposit	10,000,956	-	(2,500,696)	2,605	-	7,502,865	10,000,956	-	7,502,865	-
Federal/Agency Bonds	83,085,546	-	(120,653)	120,653	(67,648)	83,017,898	82,883,702	(720,313)	82,297,585	137,306
Sub-Total	450,014,547	11,722,170	(21,544,360)	167,536	(67,648)	440,292,245	449,812,703	(720,313)	439,571,932	137,324
Grand Totals:	943,346,403	148,043,162	(82,956,247)	726,175	(191,256)	1,008,968,237	943,721,530	(949,637)	1,008,018,600	633,392



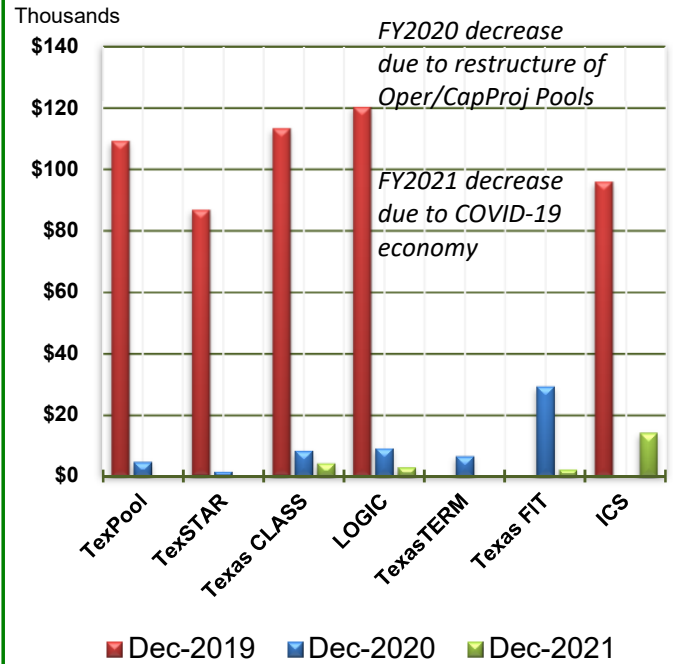
Collin County, Texas
 QUARTERLY INVESTMENT REPORT
 Quarter Ending December 31, 2021

OPERATING GROUP

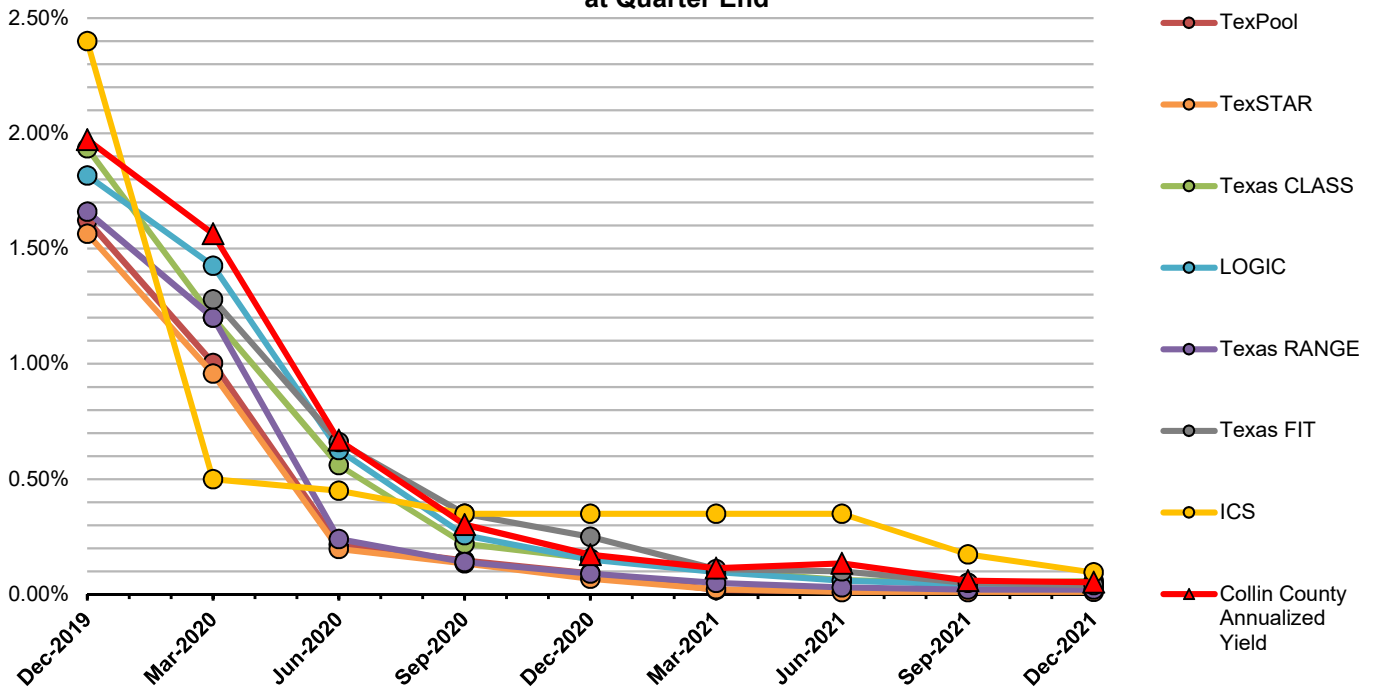
Operating Investments by Type at Quarter End



Operating Investments YTD Interest Earnings Comparison at Quarter End



Operating Investments Yields Comparison at Quarter End





Collin County, Texas
QUARTERLY INVESTMENT REPORT
 Quarter Ending December 31, 2021

OPERATING
Investment Details

<u>OPERATING GROUP</u>	<u>Yield to Maturity (YTM)</u>	<u>Beginning Book Value</u> 09/30/2021	<u>Increases</u>	<u>Decreases</u>	<u>Interest Earned</u> QTD	<u>Ending Book Value</u> 12/31/2021	<u>Beginning Market Value</u> 09/30/2021	<u>Ending Market Value</u> 12/31/2021	<u>Accrued Interest</u>	<u>Maturity Date</u>
<u>PFIA Investment Pools</u>										
TexPool	0.037%	903,216	-	(68,000)	81	835,297	903,216	835,297	-	N/A
TexSTAR	0.011%	1,000,132	-	-	28	1,000,160	1,000,132	1,000,160	-	N/A
Texas CLASS	0.058%	32,356,178	12,806,000	(8,541,000)	4,503	36,625,681	32,356,178	36,625,681	-	N/A
LOGIC	0.050%	22,034,156	83,705,000	-	3,156	105,742,312	22,034,156	105,742,312	-	N/A
Texas RANGE DL	0.020%	2,090,657	-	-	87	2,090,744	2,090,657	2,090,744	-	N/A
Texas FIT	0.040%	21,704,501	15,712,000	(23,588,000)	2,442	13,830,943	21,704,501	13,830,943	-	N/A
		80,088,840	112,223,000	(32,197,000)	10,297	160,125,137	80,088,840	160,125,137	-	
<u>Cash Equivalent Investments</u>										
American National Bank ICS	0.050%	100,053,839	-	-	12,603	100,066,442	100,053,839	100,066,442	-	N/A
Farmers Bank & Trust ICS	0.140%	5,000,605	-	-	1,751	5,002,356	5,000,605	5,002,356	-	N/A
		105,054,444	-	-	14,354	105,068,798	105,054,444	105,068,798	-	
TOTAL OPERATING INVESTMENTS		185,143,284	112,223,000	(32,197,000)	24,651	265,193,935	185,143,284	265,193,935	-	



Collin County, Texas
QUARTERLY INVESTMENT REPORT
 Quarter Ending December 31, 2021

OPERATING
Schedule of Investments by Fund

Fund Number (MUNIS)	Fund Name	Book Value 12/31/2021	Interest Earned YTD	% of Total Invested
<u>General Funds</u>				
0001	General	60,866,328	9,739	22.952%
0002	Housing Finance Corp	35,101	5	0.013%
0003	Records Archive Fund	14,626,259	-	5.515%
0005	Dis Cts Rec Tech Fund	717,470	-	0.271%
0499	Permanent Improvements	865	-	0.000%
		76,246,023	9,744	28.751%
<u>Special Revenue Funds</u>				
0029	Courthouse Security	1,207,977	-	0.456%
1010	Road and Bridge	13,527,969	1,921	5.101%
1011	Farm and Market	21,753	3	0.008%
1012	Lateral Road	1,252,828	165	0.472%
1013	Judicial Appellate	409,480	54	0.154%
1015	Court Reporters	256,333	-	0.097%
1021	Law Library	4,168,381	-	1.572%
1025	Co Clrk Rec Mgmt & Pres	12,741,498	-	4.805%
1026	Dist Clrk Rec Mgmt & Pres	91,399	-	0.034%
1028	Justice Court Tech Fund	974,677	-	0.368%
1031	Economic Development 2001	330,444	50	0.125%
1033	Contract Elections	2,998,676	381	1.131%
1036	Sheriff Forfeiture	37,801	5	0.014%
1037	DA State Forfeiture	944,771	126	0.356%
1038	DA Service Fee	247,790	-	0.093%
1039	Meyers Park Foundation	2,118	-	0.001%
1040	Health Care Foundation	6,255,315	790	2.359%
1044	County Rec Mgmt & Pres	518,651	-	0.196%
1046	Juvenile Case Manager Fnd	465,262	-	0.175%
1047	Court Initiated Guardnshp	510,270	-	0.192%
1049	DA Pretrial Intervntn Prg	927,135	-	0.350%
1050	Specialty Court	171,202	-	0.065%
1051	SCAAP	64,673	19	0.024%
1052	Cty Crts Technology Fund	542,884	-	0.205%
1053	Dis Cts Technology Fund	513,054	-	0.193%
1054	Probate Contributions Fnd	746,621	96	0.282%
1055	CCLC Court Rec Presrvtn	680,066	-	0.256%
1056	Dis Clrk Crt Rec Presrvtn	471,466	-	0.178%
1057	DA Apportionment	122,728	14	0.046%
1058	Justice Crt Bldg Security	295,442	-	0.111%
1060	DA Federal Treasury Forf	1,537,397	206	0.580%
1064	Constable 3 Forfeiture	-	-	0.000%
1065	Sheriff Forfeiture Fed	101,781	14	0.038%
1066	SO Treasury Forfeiture	262,288	32	0.099%
1067	Trails Blue Ridge Sp Rd Dist	56,082	1	0.021%
1998	Veterans Court	13,302	2	0.005%
		53,469,514	3,879	20.162%



Collin County, Texas
QUARTERLY INVESTMENT REPORT
 Quarter Ending December 31, 2021

OPERATING
Schedule of Investments by Fund

Fund Number (MUNIS)	Fund Name	Book Value 12/31/2021	Interest Earned YTD	% of Total Invested
<u>Grant Funds</u>				
2127	Coronavirus Relief Fund	-	-	0.000%
2128	HAVA Cares	-	-	0.000%
2129	Chapter 19 Cares	6,000	-	0.002% *
2130	HAVA Elections Security	-	-	0.000%
2132	ARPA	50,515,711	6,711	19.049%
2198	LEOSE Education	115,608	17	0.044%
2586	RTR Frontier Parkway	11,442,267	-	4.315%
		62,079,586	6,728	23.410%
<u>Debt Service Fund</u>				
3001	Debt Service Fund	49,750,844	1,570	18.760%
		49,750,844	1,570	18.760%
<u>Internal Service Funds</u>				
5501	Liability Insurance	5,594,168	766	2.109%
5502	Workers' Compensation Ins	5,984,066	773	2.256%
5504	Unemployment Insurance	1,147,983	150	0.433%
5505	Insurance Claim	2,501,385	363	0.943%
5601	Flexible Benefit	232,469	-	0.088% **
5990	Animal Safety Fund	2,994,826	369	1.129%
		18,454,897	2,421	6.958%
<u>Other Funds</u>				
5999	CC Toll Road Authority	1,042,316	138	0.393%
6050	Judicial District	1,584,207	171	0.597%
7001	State Fees Agency	2,001,770	-	0.755% *
7002	Unclaimed Holdings	564,778	-	0.213% *
		5,193,071	309	1.958%
	Total Operating Investments	265,193,935	24,651	100.000%
	Rounding Difference	-	-	
	Total Book Value as of 12/31/21	265,193,935	24,651	

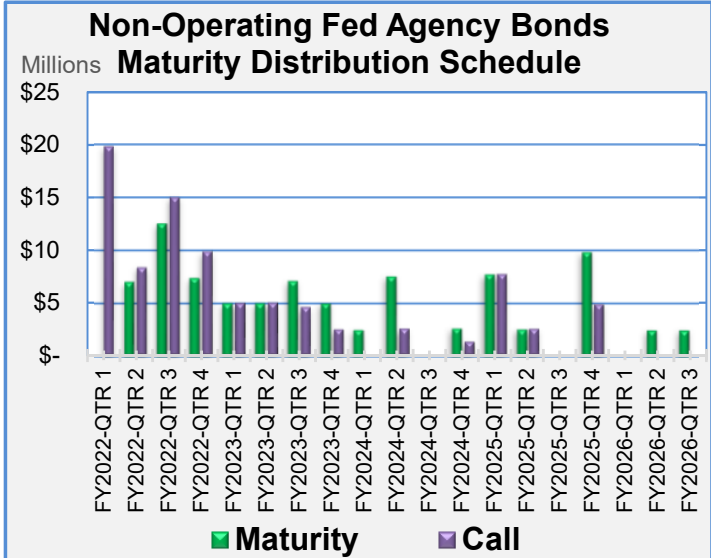
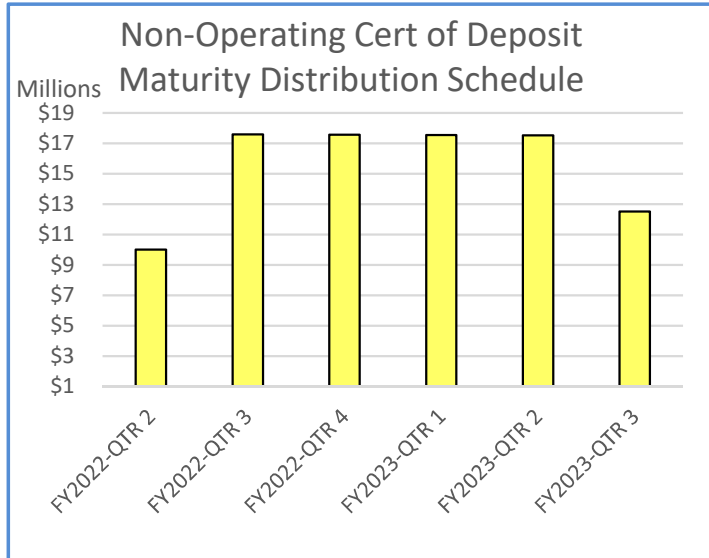
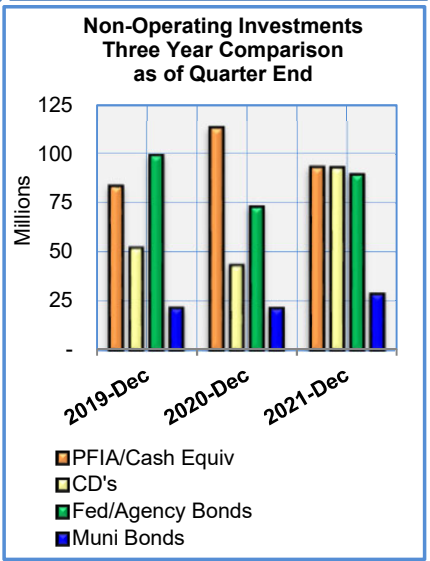
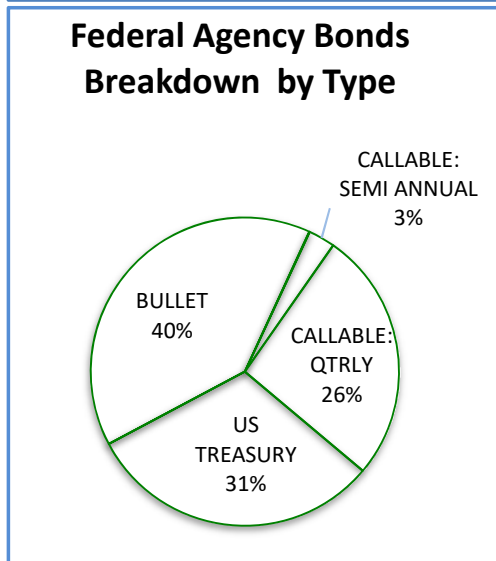
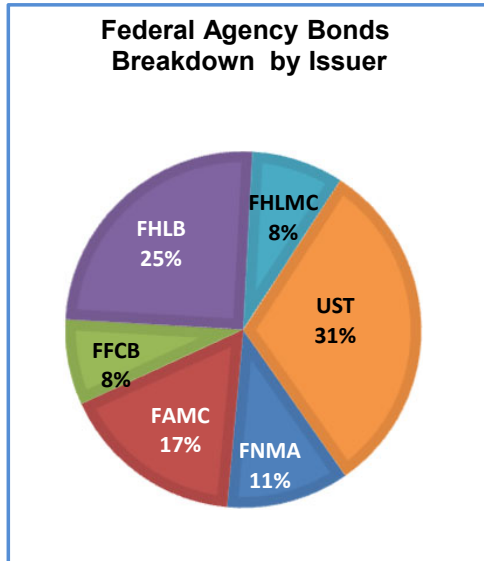
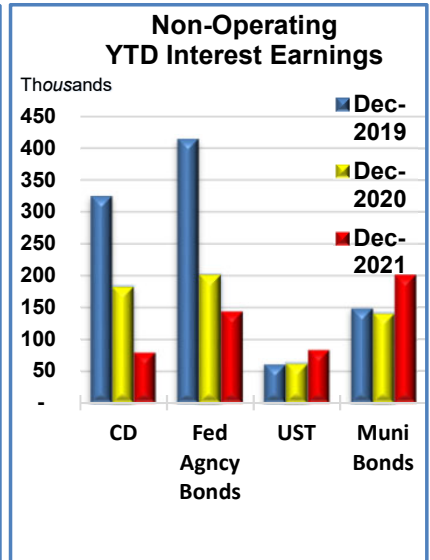
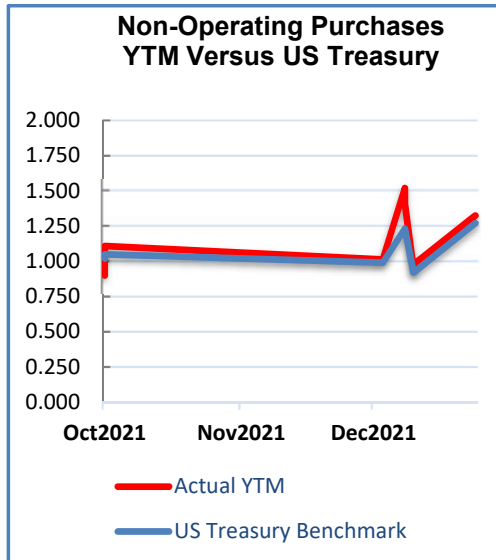
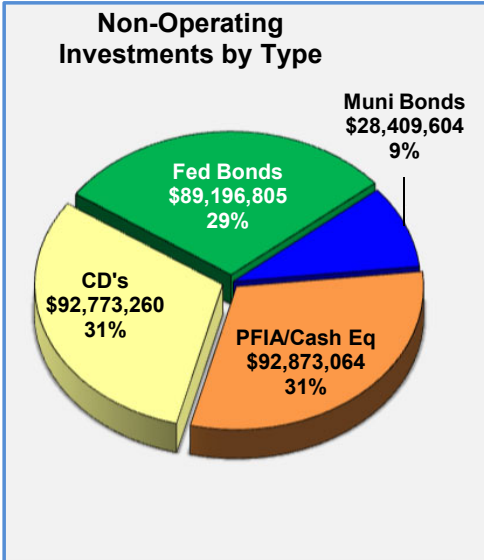
Notes

- * Interest is recorded in Fund 0001 General Fund
- ** Interest is recorded in Fund 5601 Insurance Claim



Collin County, Texas
 QUARTERLY INVESTMENT REPORT
 Quarter Ending December 31, 2021

NON-OPERATING GROUP





Collin County, Texas
QUARTERLY INVESTMENT REPORT
 Quarter Ending December 31, 2021

NON-OPERATING
Investment Details

NON-OPERATING GROUP	Yield to Maturity (YTM)	Beginning Book Value 09/30/2021	Increases	Decreases	Interest Earned QTD	Ending Book Value 12/31/2021	Beginning Market Value 09/30/2021	Ending Market Value 12/31/2021	Accrued Interest	Maturity Date
PFIA Investment Pools										
Texas RANGE DL	0.020%	733,496	-	-	30	733,526	733,496	733,526	-	N/A
		733,496	-	-	30	733,526	733,496	733,526	-	
Cash Equivalent Investments										
American National Bank										
Custody Cash Holdings	0.080%	76,552,383	9,895,867	(10,410,322)	21,105	76,059,033	76,552,383	76,059,033	6,127	N/A
Seacap Cash Holdings	0.153%	4,824,509	1,464,051	(2,420,178)	1,655	3,870,037	4,824,509	3,870,037	598	N/A
Farmers Bank & Trust ICS	0.140%	12,206,194	-	-	4,274	12,210,468	12,206,194	12,210,468	-	N/A
		93,583,086	11,359,918	(12,830,500)	27,034	92,139,538	93,583,086	92,139,538	6,725	
Certificates of Deposit										
American National Bank										
CD #9682899	0.200%	2,502,494	-	-	1,262	2,503,756	2,502,494	2,503,756	-	01/03/2022
CD #9684101 (ARPA)	0.150%	10,005,056	-	-	3,742	10,008,798	10,005,056	10,008,798	-	05/28/2022
CD #9684119 (ARPA)	0.230%	10,007,753	-	-	5,740	10,013,493	10,007,753	10,013,493	-	08/28/2022
CD #9684127 (ARPA)	0.310%	10,010,451	-	-	7,739	10,018,190	10,010,451	10,018,190	-	11/28/2022
CD #9684135 (ARPA)	0.330%	10,011,125	-	-	8,239	10,019,364	10,011,125	10,019,364	-	02/28/2023
CD #9684143 (ARPA)	0.360%	10,012,137	-	-	8,989	10,021,126	10,012,137	10,021,126	-	05/28/2023
		52,549,016	-	-	35,711	52,584,727	52,549,016	52,584,727	-	
Farmer's Bank & Trust										
CD #7004336-MATURED	0.300%	2,508,665	-	(2,509,407)	742	-	2,508,665	-	-	11/03/2021
CD #7004771	0.200%	2,502,508	-	-	1,248	2,503,756	2,502,508	2,503,756	-	01/31/2022
CD #7004772	0.250%	2,503,135	-	-	1,561	2,504,696	2,503,135	2,504,696	-	02/28/2022
CD #7004773	0.300%	2,503,763	-	-	1,873	2,505,636	2,503,763	2,505,636	-	03/31/2022
CD #7004425	0.400%	2,510,101	-	-	2,504	2,512,605	2,510,101	2,512,605	-	04/25/2022
CD #7004426	0.400%	2,510,101	-	-	2,504	2,512,605	2,510,101	2,512,605	-	05/25/2022
CD #7004200	1.260%	2,541,153	-	-	7,928	2,549,081	2,541,153	2,549,081	-	06/08/2022
CD #7004268	0.750%	2,523,424	-	-	4,721	2,528,145	2,523,424	2,528,145	-	07/01/2022
CD #7004427	0.400%	2,510,101	-	-	2,504	2,512,605	2,510,101	2,512,605	-	08/25/2022
CD #7004481	0.450%	2,510,345	-	-	2,817	2,513,162	2,510,345	2,513,162	-	10/28/2022
CD #7004774	0.350%	2,504,390	-	-	2,186	2,506,576	2,504,390	2,506,576	-	11/30/2022
CD #7004775	0.350%	2,504,390	-	-	2,186	2,506,576	2,504,390	2,506,576	-	12/31/2022
CD #7004776	0.350%	2,504,390	-	-	2,186	2,506,576	2,504,390	2,506,576	-	01/31/2023
CD #7004777	0.400%	2,505,018	-	-	2,499	2,507,517	2,505,018	2,507,517	-	02/28/2023
		35,141,484	-	(2,509,407)	37,459	32,669,536	35,141,484	32,669,536	-	
Prosperity Bank										
CD #43400097-MATURED	0.150%	2,501,881	-	(2,502,210)	329	-	2,501,881	-	-	11/01/2021
CD #43400040	0.500%	2,512,520	-	-	3,133	2,515,653	2,512,520	2,515,653	-	09/29/2022
CD #434000150	0.200%	2,500,411	-	-	1,261	2,501,672	2,500,411	2,501,672	-	03/31/2023
CD #434000151	0.200%	2,500,411	-	-	1,261	2,501,672	2,500,411	2,501,672	-	04/30/2023
		10,015,223	-	(2,502,210)	5,984	7,518,997	10,015,223	7,518,997	-	
Total Certificates of Deposit		97,705,723	-	(5,011,617)	79,154	92,773,260	97,705,723	92,773,260	-	



Collin County, Texas
 QUARTERLY INVESTMENT REPORT
 Quarter Ending December 31, 2021

NON-OPERATING
 Investment Details

NON-OPERATING GROUP	Security Name	Rating	Yield to Call (YTC)	Yield to Maturity (YTM)	Beginning Book Value 09/30/2021	Increases	Decreases	Interest Earned QTD	Amortization/ Accretion	Ending Book Value 12/31/2021	Beginning Market Value 09/30/2021	Unrealized Gain / (Loss) Market Adj	Ending Market Value 12/31/2021	Accrued Interest	Maturity / Call Date	Callable
Federal/Agency Bonds																
American National Bank																
CUSIP #3135G0Q89-MATURED	Fannie Mae	AA+		1.748%	2,499,851	-	(2,500,573)	573	149	-	2,500,557	-	-	-	10/07/2021	N
CUSIP #3133EMCH3-CALLED	Fed Farm Cr Bank	AA+	0.160%	0.160%	2,500,000	-	(2,500,133)	133	-	-	2,499,934	-	-	-	10/13/2021	Y
CUSIP #313376AV7-MATURED	Fed Home Ln Bank	AA+		1.780%	1,000,881	-	(1,002,548)	2,548	(881)	-	1,002,406	-	-	-	11/04/2021	N
CUSIP #3136G3MY8-MATURED	Fannie Mae	AA+		1.786%	289,878	-	(290,665)	665	122	-	290,602	-	-	-	11/26/2021	N
CUSIP #3130AABG2-MATURED	Fed Home Ln Bank	AA+		1.754%	835,155	-	(837,522)	2,522	(155)	-	837,446	-	-	-	11/29/2021	N
CUSIP #3133EME24	Fed Farm Cr Bank	AA+	0.231%	0.095%	39,989	-	(7)	7	2	39,991	39,982	(90)	39,901	2	01/05/2022	Y
CUSIP #3130AKU61	Fed Home Ln Bank	AA+	0.300%	0.300%	2,500,000	-	(1,875)	1,875	-	2,500,000	2,480,668	(39,378)	2,460,622	3,208	01/27/2022	Y
CUSIP #3130APK20	Fed Home Ln Bank	AA+	7.551%	0.935%	-	1,289,860.00	(352)	352	152	1,290,012	-	54	1,290,066	1,502	01/27/2022	Y
CUSIP #3132X0VM0	Farmer Mac	NR		1.880%	2,500,154	-	(11,875)	11,875	(119)	2,500,035	2,514,757	2,754	2,502,789	20,188	01/28/2022	N
CUSIP #3133EG6E0	Fed Farm Cr Bank	AA+		1.865%	2,001,068	-	(10,150)	10,150	(788)	2,000,280	2,013,166	2,852	2,003,132	16,691	02/03/2022	N
CUSIP #3134XGLG7	Fed Home Ln Mtg Corp	Aaa	1.053%	0.200%	2,493,129	-	(1,250)	1,250	732	2,493,861	2,494,033	(15,462)	2,478,399	2,028	02/05/2022	Y
CUSIP #3130ANFM7	Fed Home Ln Bank	AA+	0.600%	1.130%	2,500,000	-	(3,750)	3,750	-	2,500,000	2,495,448	(21,918)	2,478,082	5,500	02/19/2022	Y
CUSIP #3130ANGJ3	Fed Home Ln Bank	AA+	0.300%	1.115%	2,500,000	-	(1,875)	1,875	-	2,500,000	2,497,378	(9,650)	2,490,350	2,750	02/19/2022	Y
CUSIP #3136G4S87	Fannie Mae	AA+	0.650%	0.650%	2,500,000	-	(4,063)	4,063	-	2,500,000	2,488,738	(45,617)	2,454,383	5,597	02/27/2022	Y
CUSIP #3134XGDSO	Fed Home Ln Mtg Corp	Aaa	0.320%	0.320%	2,500,000	-	(2,000)	2,000	-	2,500,000	2,498,740	(12,404)	2,487,596	667	03/01/2022	Y
CUSIP #3130AMTB8	Fed Home Ln Bank	AA+	0.625%	1.019%	2,500,000	-	(3,906)	3,906	-	2,500,000	2,489,921	(29,567)	2,470,433	911	03/10/2022	Y
CUSIP #313378WG2	Fed Home Ln Bank	AA+		1.883%	2,506,542	-	(15,625)	15,625	(3,680)	2,502,862	2,527,286	8,475	2,511,337	19,097	03/11/2022	N
CUSIP #3130ALKS2	Fed Home Ln Bank	AA+	0.546%	0.375%	2,498,261	-	(2,344)	2,344	177	2,498,438	2,492,922	(28,958)	2,469,480	2,760	03/15/2022	Y
CUSIP #3132X0Y88	Farmer Mac	NR		3.005%	2,421,480	-	(17,506)	17,506	658	2,422,138	2,462,290	21,743	2,443,881	12,060	04/29/2022	N
CUSIP #3134XCB88	Fed Home Ln Mtg Corp	Aaa	0.208%	0.250%	2,500,933	-	(1,563)	1,563	(143)	2,500,790	2,498,435	(16,762)	2,484,028	729	05/19/2022	Y
CUSIP #3133ELT95	Fed Farm Cr Bank	AA+	0.161%	0.161%	2,370,725	-	(1,185)	1,185	(232)	2,370,493	2,372,617	(604)	2,369,889	2,212	07/13/2022	N
CUSIP #3133EMPR7	Fed Farm Cr Bank	AA+		0.100%	2,499,639	-	(625)	625	108	2,499,747	2,500,851	(2,591)	2,497,156	1,035	08/02/2022	N
CUSIP #3135G05R0	Fannie Mae	AA+	0.240%	0.300%	2,501,636	-	(1,875)	1,875	(220)	2,501,416	2,501,159	(11,672)	2,489,744	2,938	08/10/2022	Y
CUSIP #3132X0XS5	Farmer Mac	NR		2.000%	2,500,000	-	(12,500)	12,500	-	2,500,000	2,546,471	31,303	2,531,303	13,056	09/27/2022	N
CUSIP #313383QR5	Fed Home Ln Bank	AA+		3.250%	2,102,005	-	(16,250)	16,250	(15,099)	2,086,906	2,101,621	(9,789)	2,077,117	3,972	06/09/2023	N
CUSIP #3135G05G4	Fannie Mae	AA+		0.250%	2,501,751	-	(1,563)	1,563	(246)	2,501,505	2,499,368	(14,904)	2,486,601	2,969	07/10/2023	N
CUSIP #3133X8L34	Fed Home Ln Bank	AA+		0.941%	-	1,342,752.00	(2,683)	2,683	(2,178)	1,340,574	-	(1,141)	1,339,433	20,029	09/09/2024	N
CUSIP #3135G0W66	Fannie Mae	AA+		0.939%	-	2,547,775.00	(1,693)	1,693	(703)	2,547,072	-	(13)	2,547,059	8,576	10/15/2024	N
CUSIP #3130A3GE8	Fed Home Ln Bank	AA+		1.014%	-	2,628,392.50	(4,201)	4,201	(2,606)	2,625,787	-	3,485	2,629,272	3,438	12/13/2024	N
CUSIP #31422BRT9	Farmer Mac	NR		1.534%	2,516,848	-	(10,938)	10,938	(1,294)	2,515,554	2,591,052	36,229	2,551,783	21,632	01/03/2025	N
CUSIP #31422BU73	Farmer Mac	NR		0.430%	5,000,000	-	(5,375)	5,375	-	5,000,000	4,930,365	(126,391)	4,873,609	6,331	09/15/2025	N
					61,079,925	7,808,780	(7,268,470)	143,470	(26,244)	61,737,461	61,168,213	(280,016)	61,457,445	179,878		
Unites States Treasuries																
American National Bank																
CUSIP #912796J59-MATURED	US Treasury	NR		0.030%	2,499,857	-	(2,500,000)	-	143	-	2,499,880	-	-	-	12/09/2021	N
CUSIP #912828WZ9	US Treasury	NR		2.703%	2,486,975	-	(11,060)	11,060	5,679	2,492,654	2,524,610	20,534	2,513,188	7,493	04/30/2022	N
CUSIP #912828XR6 #1	US Treasury	NR		2.709%	2,484,995	-	(11,018)	11,018	5,704	2,490,699	2,527,930	25,609	2,516,308	3,846	05/31/2022	N
CUSIP #912828XR6 #2	US Treasury	NR		2.898%	2,482,074	-	(11,018)	11,018	6,815	2,488,889	2,527,930	27,419	2,516,308	3,846	05/31/2022	N
CUSIP #912828XW5	US Treasury	NR		2.713%	2,483,079	-	(10,939)	10,939	5,724	2,488,803	2,531,055	30,142	2,518,945	121	06/30/2022	N
CUSIP #91282CAX9	US Treasury	NR		0.125%	2,499,744	-	(787)	787	55	2,499,799	2,499,610	(5,464)	2,494,335	275	11/30/2022	N
CUSIP #91282CBD2	US Treasury	NR		0.112%	2,500,390	-	(781)	781	(78)	2,500,312	2,499,318	(8,027)	2,492,285	9	12/31/2022	N
CUSIP #91282CBG5	US Treasury	NR		0.125%	2,499,251	-	(781)	781	142	2,499,393	2,498,828	(7,988)	2,491,405	1,308	01/31/2023	N
CUSIP #912828Q29	US Treasury	NR		2.644%	2,460,212	-	(9,478)	9,478	6,704	2,466,916	2,549,023	63,749	2,530,665	9,581	03/31/2023	N
CUSIP #912828R28	US Treasury	NR		1.625%	2,557,052	-	(10,270)	10,270	(9,113)	2,547,939	2,555,763	(11,806)	2,536,133	6,958	04/30/2023	N
CUSIP #912828SZ9	US Treasury	NR		2.500%	2,628,000	-	(15,625)	15,625	(13,821)	2,614,179	2,623,633	(24,334)	2,589,845	26,155	01/31/2024	N
CUSIP #912828YV6	US Treasury	NR		0.976%	-	2,538,085.94	(1,648)	1,648	(564)	2,537,522	-	2,421	2,539,943	3,297	11/30/2024	N
					27,581,629	2,538,086	(2,583,405)	83,405	7,390	27,627,105	27,837,580	112,255	27,739,360	62,889		
Total Federal/Agency Bonds					88,661,554	10,346,866	(9,851,875)	226,875	(18,854)	89,364,566	89,005,793	(167,761)	89,196,805	242,767		



Collin County, Texas
 QUARTERLY INVESTMENT REPORT
 Quarter Ending December 31, 2021

NON-OPERATING
 Investment Details

NON-OPERATING GROUP	Security Name	Rating	Yield to Call (YTC)	Yield to Maturity (YTM)	Beginning Book Value 09/30/2021	Increases	Decreases	Interest Earned QTD	Amortization/ Accretion	Ending Book Value 12/31/2021	Beginning Market Value 09/30/2021	Unrealized Gain / (Loss) Market Adj	Ending Market Value 12/31/2021	Accrued Interest	Maturity / Call Date	Callable
Municipal Bonds																
American National Bank																
	CUSIP #882854YU0-MATURED	AAA		1.570%	255,043	-	(255,200)	200	(43)	-	255,148	-	-	-	10/15/2021	N
	CUSIP #605581HH3-MATURED	AA		2.100%	500,611	-	(502,396)	2,396	(611)	-	502,210	-	-	-	12/01/2021	N
	CUSIP #534366AQ2-MATURED	AAA		2.296%	567,083	-	(569,878)	4,878	(2,083)	-	569,384	-	-	-	12/15/2021	N
	CUSIP #218054AK0	AAA	1.520%	1.520%	-	257,135	(254)	254	(71)	257,064	-	(6,499)	250,565	1,792	01/05/2022	Y
	CUSIP #094808CB6	AAA		2.100%	300,243	-	(1,575)	1,575	(182)	300,061	301,776	347	300,408	2,625	02/01/2022	N
	CUSIP #678519B65	AAA		2.561%	825,000	-	(5,280)	5,280	-	825,000	833,110	3,143	828,143	7,040	03/01/2022	N
	CUSIP #88213AHJ7	AAA		1.920%	100,338	-	(620)	620	(136)	100,202	101,371	589	100,791	317	05/15/2022	N
	CUSIP #4095585E9	AA+		2.030%	178,048	-	(1,750)	1,750	(831)	177,217	180,756	1,738	178,955	2,333	09/01/2022	N
	CUSIP #678519RQ4	AAA		2.690%	300,807	-	(2,250)	2,250	(220)	300,587	307,677	4,603	305,190	3,000	09/01/2022	N
	CUSIP #235416700	AAA		2.060%	739,063	-	(4,842)	4,842	(1,017)	738,046	753,037	9,339	747,385	4,842	10/01/2022	N
	CUSIP #914713N32 #1	AAA		2.568%	640,923	-	(3,222)	3,222	874	641,797	658,988	12,157	653,954	1,074	12/01/2022	N
	CUSIP #914713N32 #2	AAA		1.880%	25,033	-	(125)	125	(7)	25,026	25,739	474	25,500	42	12/01/2022	N
	CUSIP #73723RSP9	AA		1.754%	508,600	-	(3,861)	3,861	(1,612)	506,988	519,255	6,382	513,370	6,435	02/01/2023	N
	CUSIP #796237U29	AAA		2.410%	1,005,777	-	(7,168)	7,168	(1,082)	1,004,695	1,034,900	20,655	1,025,350	11,946	02/01/2023	N
	CUSIP #1845403S9 #1	AAA		2.858%	478,575	-	(4,097)	4,097	(651)	477,924	494,262	11,589	489,513	6,191	02/15/2023	N
	CUSIP #1845403S9 #2	AAA		2.150%	203,412	-	(1,725)	1,725	(621)	202,791	210,080	4,917	207,708	2,607	02/15/2023	N
	CUSIP #597851T38	AAA	2.650%	3.078%	208,398	-	(2,500)	2,500	(885)	207,513	212,542	4,917	209,584	3,778	02/15/2023	Y
	CUSIP #604115AW5	AAA		2.250%	195,785	-	(2,138)	2,138	(1,021)	194,764	200,923	3,556	198,320	2,850	03/01/2023	N
	CUSIP #586145F58	AA		3.150%	248,440	-	(1,686)	1,686	260	248,700	259,033	7,315	256,015	1,686	04/01/2023	N
	CUSIP #7700773U7	AA+		3.000%	203,448	-	(1,500)	1,500	(574)	202,874	208,002	3,010	205,884	1,500	04/01/2023	N
	CUSIP #751091QR3	AAA		2.000%	507,973	-	(3,750)	3,750	(1,196)	506,777	519,890	7,758	514,535	1,250	06/01/2023	N
	CUSIP #401784WZ2	AAA		2.720%	207,112	-	(2,396)	2,396	(970)	206,142	216,278	6,762	212,904	3,993	08/01/2023	N
	CUSIP #537071VV1	AAA		0.300%	249,742	-	(2,875)	2,875	(2,692)	247,050	249,419	(1,626)	245,424	4,728	08/01/2023	N
	CUSIP #052397GX8	AAA		1.831%	504,754	-	(2,935)	2,935	(621)	504,133	519,520	9,472	513,605	3,913	09/01/2023	N
	CUSIP #1610692P3	Aaa		0.250%	233,359	-	(575)	575	(430)	232,929	232,831	(1,878)	231,051	677	09/15/2023	N
	CUSIP #7342606U1	Aaa		0.265%	1,039,539	-	(5,625)	5,625	(4,942)	1,034,597	1,036,570	(9,087)	1,025,510	5,625	10/01/2023	N
	CUSIP #492062HK3	AAA		0.620%	154,414	-	(1,750)	1,750	(1,519)	152,895	154,340	(866)	152,029	2,178	02/15/2024	N
	CUSIP #549188S50	AA+		1.823%	1,000,000	-	(4,558)	4,558	-	1,000,000	1,030,390	19,130	1,019,130	6,887	02/15/2024	N
	CUSIP #88213AEK7	AAA		1.640%	255,838	-	(1,604)	1,604	(558)	255,280	262,070	3,590	258,870	820	05/15/2024	N
	CUSIP #88213AKB0	AAA		2.200%	1,008,619	-	(6,373)	6,373	(821)	1,007,798	1,047,840	27,292	1,035,090	3,257	05/15/2024	N
	CUSIP #234554KL6	Aa2		0.500%	1,013,213	-	(2,500)	2,500	(1,238)	1,011,975	1,011,070	(11,105)	1,000,870	833	06/01/2024	N
	CUSIP #238388TP7	AA		0.450%	229,503	-	(1,613)	1,613	(1,360)	228,143	226,952	(3,636)	224,507	538	06/01/2024	N
	CUSIP #586145WG5	AA		2.250%	375,431	-	(4,424)	4,424	(2,312)	373,119	391,528	10,793	383,912	8,848	07/01/2024	N
	CUSIP #537071VW9	AAA		0.500%	275,966	-	(3,063)	3,063	(2,732)	273,234	274,995	(4,055)	269,179	5,036	08/01/2024	N
	CUSIP #798781XW5	AAA		1.800%	529,687	-	(5,000)	5,000	(2,620)	527,067	547,380	8,693	535,760	8,333	08/01/2024	N
	CUSIP #447819EA7	AAA		2.028%	257,420	-	(1,878)	1,878	(646)	265,774	265,933	5,654	262,428	2,838	08/15/2024	N
	CUSIP #1610692Q1	AAA		0.400%	228,954	-	(563)	563	(335)	228,619	227,547	(3,565)	225,054	663	09/15/2024	N
	CUSIP #4140185L1	Aaa		0.500%	486,175	-	(3,612)	3,612	(3,016)	483,159	481,973	(8,575)	474,584	3,612	10/01/2024	N
	CUSIP #094808CE0	AAA		0.600%	353,357	-	(2,269)	2,269	(1,752)	351,605	350,902	(6,088)	345,517	3,781	02/01/2025	N
	CUSIP #751100MG0	AAA		1.385%	666,253	-	(3,486)	3,486	(1,190)	665,063	679,920	5,295	670,358	4,648	03/01/2025	N
	CUSIP #717096AW1	AAA		0.856%	170,591	-	(1,875)	1,875	(1,528)	169,063	171,108	(1,939)	167,124	2,833	05/15/2025	N
	CUSIP #88213AHM0	Aaa		0.727%	1,082,115	-	(7,578)	7,578	(5,668)	1,076,447	1,072,500	(18,307)	1,058,140	3,873	05/15/2025	N
	CUSIP #586145WH3	Aa2		1.150%	862,372	-	(9,855)	9,855	(7,491)	854,881	867,713	(4,786)	850,095	19,710	07/01/2025	N
	CUSIP #537071VX7	AAA		0.800%	301,115	-	(3,250)	3,250	(2,682)	298,433	299,949	(5,501)	292,932	5,344	08/01/2025	N
	CUSIP #798781XX3	Aa2		0.786%	540,975	-	(3,704)	3,704	(2,672)	538,303	538,030	(10,933)	527,370	6,173	08/01/2025	N
	CUSIP #815853TA9	Aaa		0.630%	1,128,333	-	(10,000)	10,000	(8,285)	1,120,048	1,115,290	(23,638)	1,096,410	15,111	08/15/2025	N
	CUSIP #1610692R9	AAA		0.550%	228,946	-	(563)	563	(250)	228,696	226,805	(4,639)	224,057	663	09/15/2025	N
	CUSIP #357415SL3	AA-		1.000%	504,512	-	(2,425)	2,425	(1,184)	503,328	504,264	(5,975)	497,353	1,239	11/15/2025	N
	CUSIP #364496PQ6	Aa2		0.971%	585,166	-	(6,250)	6,250	(4,913)	580,253	584,455	(7,488)	572,765	10,417	02/01/2026	N
	CUSIP #006644S66	AAA		0.820%	352,694	-	(875)	875	(154)	352,540	349,276	(7,401)	345,139	1,322	02/15/2026	N



Collin County, Texas
 QUARTERLY INVESTMENT REPORT
 Quarter Ending December 31, 2021

**NON-OPERATING
 Investment Details**

<u>NON-OPERATING GROUP</u>	Security Name	Rating	Yield to Call (YTC)	Yield to Maturity (YTM)	Beginning Book Value 09/30/2021	Increases	Decreases	Interest Earned QTD	Amortization/ Accretion	Ending Book Value 12/31/2021	Beginning Market Value 09/30/2021	Unrealized Gain / (Loss) Market Adj	Ending Market Value 12/31/2021	Accrued Interest	Maturity / Call Date	Callable
CUSIP #0418265P9	TX-Arlington ISD	AAA	1.000%		146,290	-	(1,563)	1,563	(1,218)	145,072	146,305	(1,763)	143,309	2,361	02/15/2026	N
CUSIP #492062HM9	TX-Kerens ISD	AAA	1.090%		297,441	-	(3,188)	3,188	(2,427)	295,014	296,328	(3,763)	291,251	3,967	02/15/2026	N
CUSIP #876162HX9	TX-Tarkington ISD	AAA	0.690%		360,000	-	(621)	621	-	360,000	354,053	(10,595)	349,405	938	02/15/2026	N
CUSIP #770078CS0	VA-Roanoke	AA+	0.900%		1,075,853	-	(7,388)	7,388	(5,048)	1,070,805	1,069,277	(26,764)	1,044,041	7,388	04/01/2026	N
CUSIP #0882812M1	TX-Bexar Cnty Taxable	AAA	1.325%		-	500,000	(18)	18	-	500,000	-	(155)	499,845	18	06/15/2026	N
CUSIP #127145LG3	UT-Cache Cnty Sch Dist	Aaa	0.850%		1,094,456	-	(7,500)	7,500	(5,018)	1,089,438	1,089,620	(16,308)	1,073,130	1,333	06/15/2026	N
CUSIP #534239FX1	NE-Lincoln Taxable Ltd	AAA	1.460%		-	186,911	(248)	248	(123)	186,788	-	(1,300)	185,488	2,421	07/15/2026	N
CUSIP #052403JE3	TX-Austin Cmnty College	AA+	1.012%		950,027	-	(10,000)	10,000	(7,760)	942,267	941,816	(13,851)	928,416	14,667	08/01/2026	N
CUSIP #537071VY5	TX-Little Cypress Mauriceville	AAA	1.000%		332,673	-	(3,500)	3,500	(2,724)	329,949	330,358	(7,123)	322,826	5,756	08/01/2026	N
CUSIP #590760ST2	TX-Mesquite ISD	AAA	0.937%		175,000	-	(410)	410	-	175,000	172,872	(3,873)	171,127	414	08/15/2026	N
CUSIP #052397XL5	TX-Austin Taxable Pub	AAA	0.900%		-	935,366	(5,950)	5,950	(4,066)	931,300	-	(16,538)	914,762	5,950	09/01/2026	N
CUSIP #876448DY4	TX-Tarrant Regl Wtr Dist	AAA	1.410%		-	426,796	(156)	156	132	426,928	-	(1,312)	425,616	1,100	09/01/2026	N
CUSIP #967120J56	TX-Wichita Falls	AA	1.109%		-	85,000	(220)	220	-	85,000	-	(1,787)	83,213	220	09/01/2026	N
CUSIP #23542JQ01	TX-Dallas Wtrnks & Swr Sys	AAA	1.000%		254,218	-	(842)	842	(212)	254,006	251,885	(5,168)	248,838	842	10/01/2026	N
					27,504,713	2,391,208	(1,520,895)	200,895	(104,754)	28,471,167	27,737,445	(61,563)	28,409,604	246,576		
	TOTAL NON-OPERATING INVESTMENTS				308,188,572	24,097,992	(29,214,887)	533,988	(123,608)	303,482,057	308,765,543	(229,324)	303,252,733	496,068		



Collin County, Texas
QUARTERLY INVESTMENT REPORT
 Quarter Ending December 31, 2021

NON-OPERATING
Schedule of Investments by Fund

Fund Number (MUNIS)	Fund Name	Book Value 12/31/2021	Interest Earned YTD	% of Total Invested
<u>General Funds</u>				
0001	General	194,942,943	270,455	64.284%
0499	Permanent Improvements	8,904,676	11,504	2.936%
		203,847,619	281,959	67.220%
<u>Special Revenue Funds</u>				
1010	Road and Bridge	47,567,154	61,451	15.686%
		47,567,154	61,451	15.686%
<u>Grant Funds</u>				
2132	ARPA	50,171,021	64,815	16.544%
		50,171,021	64,815	16.544%
<u>Debt Service Funds</u>				
3001	Debt Service Fund	1,666,934	2,153	0.550%
		1,666,934	2,153	0.550%
	SubTotal Non-Operating Investments	303,252,728	410,378	100.000%
<u>Market Adjustment *</u>				
	Federal Agency Bonds	(167,763)		
	Municipal Bonds	(61,566)		
		(229,329)		

** Market Adjustments are calculated using Market Values as shown on ANB Statements*

Total Book Value as of 12/31/2021	303,482,057
-----------------------------------	-------------

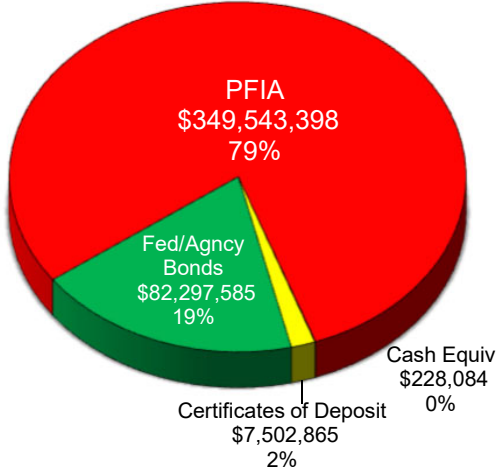
<u>Fiduciary (Agency) Funds</u>				
7031	County Clerk - Trust	3,239,084		
7036	District Clerk - Trust	2,157,002		
7080	Tax Assessor/Collector	4,526,783		
		9,922,869		
	Total Consolidated Book Value (Excluding Market Adjustment)	313,404,926		



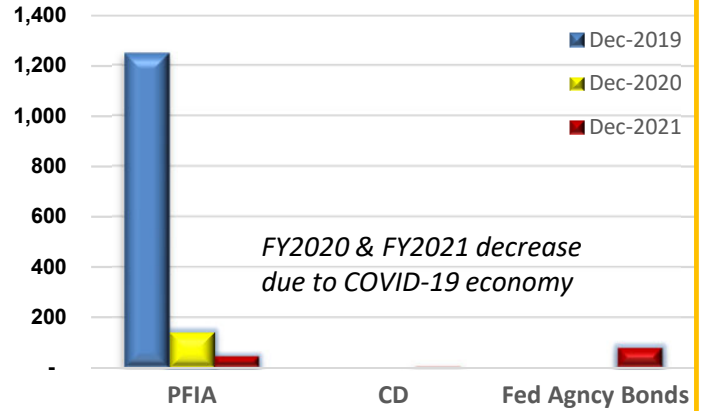
Collin County, Texas
 QUARTERLY INVESTMENT REPORT
 Quarter Ending December 31, 2021

CAPITAL PROJECTS GROUP

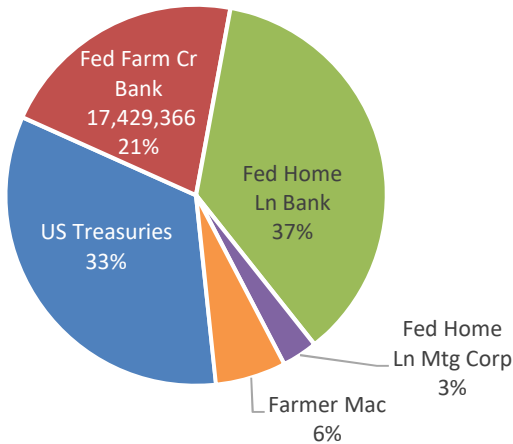
Capital Projects Investments by Type



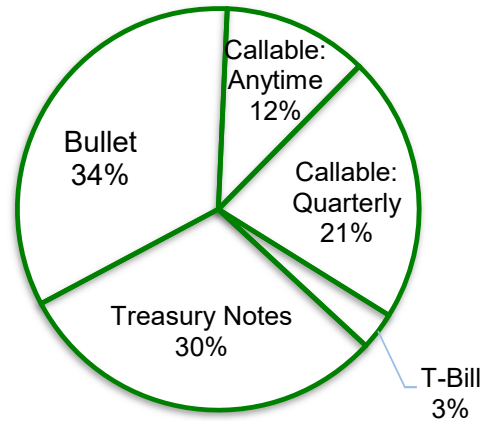
Capital Projects YTD Interest Earnings



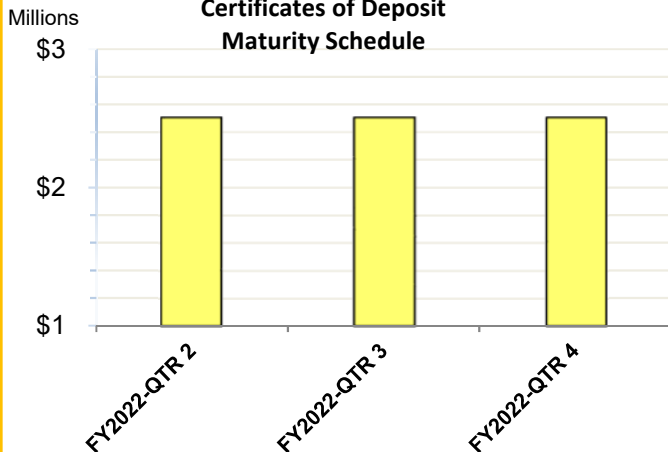
Federal Agency Bonds Breakdown by Issuer



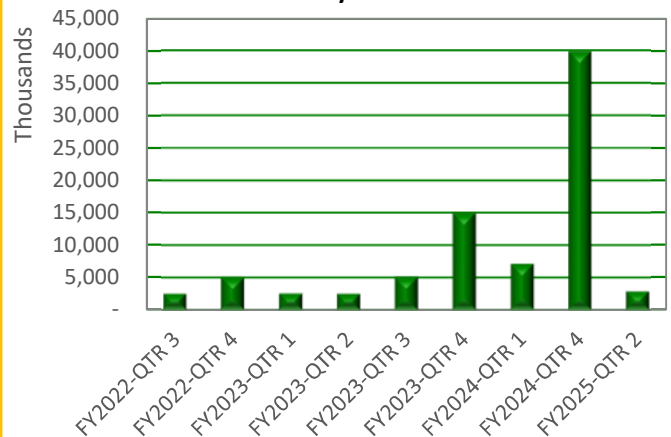
Federal Agency Bonds Breakdown by Type



Capital Projects Certificates of Deposit Maturity Schedule



Capital Projects Fed Agencies & US Treasuries Maturity Schedule





Collin County, Texas
 QUARTERLY INVESTMENT REPORT
 Quarter Ending December 31, 2021

CAPITAL PROJECTS
Investment Details

CAPITAL PROJECTS GROUP		Security Name	Rating	Yield to Call	Yield to Maturity	Beginning Book Value	Increases	Decreases	Interest Earned	Amortization/ Accretion	Ending Book Value	Beginning Market Value	Unrealized Gain / (Loss)	Ending Market Value	Accrued Interest	Maturity / Call Date	Callable	
				(YTC)	(YTM)	09/30/2021			QTD		12/31/2021	09/30/2021	Market Adj	12/31/2021				
PFIA Investment Pools																		
		TexPool		0.0370%		1,000,711	-	-	93	-	1,000,804	1,000,711	-	1,000,804	-	N/A	N/A	
		TexSTAR		0.0110%		1,000,577	-	-	28	-	1,000,605	1,000,577	-	1,000,605	-	N/A	N/A	
		Texas CLASS		0.0580%		117,670,781	-	-	16,485	-	117,687,266	117,670,781	-	117,687,266	-	N/A	N/A	
		LOGIC		0.0500%		103,232,278	2,060,000	(481,000)	12,981	-	104,824,259	103,232,278	-	104,824,259	-	N/A	N/A	
		Texas RANGE DL		0.0200%		10,551	-	-	1	-	10,552	10,551	-	10,552	-	N/A	N/A	
		Texas FIT		0.0400%		133,843,272	9,604,000	(18,442,000)	14,640	-	125,019,912	133,843,272	-	125,019,912	-	N/A	N/A	
						356,758,170	11,664,000	(18,923,000)	44,228	-	349,543,398	356,758,170	-	349,543,398	-			
Cash Equivalent Investments																		
		American National Bank																
		Custody Cash Holdings		0.0800%		169,875	58,170	(11)	50	-	228,084	169,875	-	228,084	18	N/A	N/A	
						169,875	58,170	(11)	50	-	228,084	169,875	-	228,084	18			
Certificates of Deposit																		
		East West Bank																
		CD #172094306-MATURED		0.1100%		2,500,234	-	(2,500,696)	462	-	-	2,500,234	-	-	-	11/30/2021	N/A	
		CD #172291976		0.1000%		2,500,212	-	-	631	-	2,500,843	2,500,212	-	2,500,843	-	02/28/2022	N/A	
		CD #172812404		0.1200%		2,500,255	-	-	756	-	2,501,011	2,500,255	-	2,501,011	-	05/31/2022	N/A	
		CD #172978805		0.1200%		2,500,255	-	-	756	-	2,501,011	2,500,255	-	2,501,011	-	08/31/2022	N/A	
						10,000,956	-	(2,500,696)	2,605	-	7,502,865	10,000,956	-	7,502,865	-			
Federal/Agency Bonds																		
		American National Bank																
		CUSIP #3130ANFB1	Fed Home Ln Bank	AA+	0.2700%	0.2700%	2,150,000	-	(1,451)	1,451	-	2,150,000	2,148,350	(10,707)	2,139,293	839	01/05/2022	Y
		CUSIP #3133EMJ94 #1	Fed Farm Cr Bank	AA+	0.6270%	0.1860%	2,498,732	-	(1,000)	1,000	162	2,498,894	2,495,522	(14,150)	2,484,744	1,178	01/05/2022	Y
		CUSIP #3133EMJ94 #2	Fed Farm Cr Bank	AA+	0.6260%	0.1850%	2,498,774	-	(1,000)	1,000	157	2,498,931	2,495,522	(14,187)	2,484,744	1,178	01/05/2022	Y
		CUSIP #3133EMX98	Fed Farm Cr Bank	AA+	0.3640%	0.1350%	2,498,502	-	(563)	563	281	2,498,783	2,497,276	(4,091)	2,494,692	931	01/05/2022	Y
		CUSIP #3130ANK25	Fed Home Ln Bank	AA+	0.4100%	0.4100%	5,000,000	-	(5,125)	5,125	-	5,000,000	4,996,023	(53,438)	4,946,562	7,118	02/26/2022	Y
		CUSIP #3130ANK66	Fed Home Ln Bank	AA+	0.2500%	0.6210%	2,850,000	-	(1,781)	1,781	-	2,850,000	2,846,255	(21,319)	2,828,681	693	02/26/2022	Y
		CUSIP #3130ANKQ2	Fed Home Ln Bank	AA+	0.4300%	0.4300%	10,000,000	-	(10,750)	10,750	-	10,000,000	9,994,542	(101,324)	9,898,676	14,931	02/26/2022	Y
		CUSIP #3133EMF64	Fed Farm Cr Bank	Aaa	0.0600%		2,500,000	-	(375)	375	-	2,500,000	2,499,947	(677)	2,499,323	92	06/09/2022	N
		CUSIP #313381BR5	Fed Home Ln Bank	AA+	0.0900%		2,553,015	-	(11,719)	11,719	(11,148)	2,541,867	2,551,165	(7,796)	2,534,071	2,865	12/09/2022	N
		CUSIP #3133EMX64	Fed Farm Cr Bank	AA+	0.1300%		2,501,567	-	(1,063)	1,063	(248)	2,501,319	2,498,086	(5,097)	2,496,222	744	04/28/2023	N
		CUSIP #3133834G3	Fed Home Ln Bank	AA+	0.1500%		2,583,246	-	(13,281)	13,281	(12,323)	2,570,923	2,578,903	(16,278)	2,554,645	3,247	06/09/2023	N
		CUSIP #3137EAEW5	Fed Home Ln Mtg Corp	AA+	0.1580%		2,504,437	-	(1,563)	1,563	(573)	2,503,864	2,498,055	(20,588)	2,483,276	1,962	09/08/2023	N
		CUSIP #3133EMV25	Fed Farm Cr Bank	AA+	0.3240%		5,017,610	-	(5,625)	5,625	(1,566)	5,016,044	4,989,316	(46,403)	4,969,641	9,875	07/23/2024	N
		CUSIP #3130AGWK7	Fed Home Ln Bank	AA+	0.2670%		5,176,235	-	(18,750)	18,750	(15,340)	5,160,895	5,141,371	(79,616)	5,081,279	28,333	08/15/2024	N
		CUSIP #313422XL7	Farmer Mac	NR	0.3700%		5,000,000	-	(4,625)	4,625	-	5,000,000	4,980,496	(65,888)	4,934,112	6,732	08/20/2024	N
						55,332,118	-	(78,671)	78,671	(40,598)	55,291,520	55,210,829	(461,559)	54,829,961	80,718			
Unites States Treasuries																		
		American National Bank																
		CUSIP #912796K57	US Treasury	NR	0.0530%		2,498,957	-	-	-	336	2,499,293	2,498,660	(1,695)	2,497,598	-	07/14/2022	N
		CUSIP #91282CAN1	US Treasury	NR	0.0690%		2,501,395	-	(790)	790	(353)	2,501,042	2,500,488	(4,362)	2,496,680	798	09/30/2022	N
		CUSIP #91282CCN9	US Treasury	NR	0.1660%		2,498,113	-	(781)	781	260	2,498,373	2,494,530	(17,805)	2,480,568	1,308	07/31/2023	N
		CUSIP #9128284X5	US Treasury	NR	0.1690%		2,623,268	-	(17,472)	17,472	(16,224)	2,607,044	2,618,165	(21,106)	2,585,938	23,360	08/31/2023	N
		CUSIP #91282CAK7	US Treasury	NR	0.1730%		2,497,652	-	(794)	794	302	2,497,954	2,492,285	(20,609)	2,477,345	932	09/15/2023	N
		CUSIP # 91282CBA8	US Treasury	NR	0.2050%		4,991,255	-	(1,573)	1,573	999	4,992,254	4,976,170	(49,089)	4,943,165	292	12/15/2023	N
		CUSIP # 91282CCL3	US Treasury	NR	0.3110%		5,008,870	-	(4,688)	4,688	(802)	5,008,068	4,985,545	(68,808)	4,939,260	8,662	07/15/2024	N
		CUSIP # 912828YE4	US Treasury	NR	0.3260%		5,133,918	-	(15,884)	15,884	(11,568)	5,122,350	5,107,030	(75,280)	5,047,070	21,236	08/31/2024	N
						27,753,428	-	(41,982)	41,982	(27,050)	27,726,378	27,672,873	(258,754)	27,467,624	56,588			
		Total Federal/Agency Bonds & US Treasuries				83,085,546	-	(120,653)	120,653	(67,648)	83,017,898	82,883,702	(720,313)	82,297,585	137,306			
		TOTAL CAPITAL PROJECTS INVESTMENTS				450,014,547	11,722,170	(21,544,360)	167,536	(67,648)	440,292,245	449,812,703	(720,313)	439,571,932	137,324			



Collin County, Texas
QUARTERLY INVESTMENT REPORT
 Quarter Ending December 31, 2021

CAPITAL PROJECTS
Schedule of Investments by Fund

Fund Number (MUNIS)	Fund Name	Book Value 12/31/2021	Interest Earned YTD	% of Total Invested
<u>Capital Project Funds</u>				
<u>Permanent Improvement Bonds</u>				
4002	Ltd Tax Perm Imp 2000	3,313	1	0.001%
4003	Lmtd Tax P/I Series '01	83,104	15	0.019%
4004	Ltd Tax Perm Imp 2002	586,404	108	0.133%
4005	Ltd Tax Perm Imp 2004	25,042	5	0.006%
4006	Lmtd Tax Perm Imp 2005	21,820	4	0.005%
4007	Lmtd Tax Perm Imp Bds '06	48,309	9	0.011%
4008	Ltd Tax Perm Imp 2007	1,755	-	0.000%
4009	Ltd TX PI 2008 07Proj	19,439	4	0.004%
4010	LTD TAX PI 2008 03PROJ	4,126	1	0.001%
4011	Ltd Tax PI Bds 2009	617,118	113	0.140%
4012	Ltd TX PI BAB Bds 2009B	464,963	85	0.106%
4013	Ltd Tax PI Bds 2011	98,917	18	0.023%
4014	Ltd Tax Perm Imp 2012	115,764	21	0.026%
4015	Ltd Tax Perm Imp 2013	199,104	39	0.045%
4016	Ltd Tax P/I 2014	492,617	91	0.112%
4017	Ltd Tax P/I 2015	562,908	103	0.128%
4018	Ltd Tax P/I 2016	188,270	40	0.043%
4019	LT 2019A	151,918	33	0.035%
4020	LT 2019B	43,945,253	8,077	9.997%
4021	LT 2020A	105,600,029	19,573	24.023%
4022	LT 2020B	37,948,575	6,990	8.633%
4023	LT 2020C	499,476	92	0.114%
4024	LT 2021A	54,558,830	19,102	12.412%
4025	LT 2021B	44,922,397	17,415	10.220%
4026	LT 2021C	2,012,741	370	0.458%
		293,172,192	72,309	66.695%
<u>Road Bonds</u>				
4201	Unlmted Tax Rd Bonds 2004	371,426	70	0.084%
4202	Unlmted Tax Road Bond 2005	296,319	54	0.067%
4203	Unlmted Tax Road Bds '06	19,301	3	0.004%
4204	Unltd Tax Rd Bds 2007	1,340,595	247	0.305%
4205	Unltd Tx Rd Bds 08 03Proj	298,396	55	0.068%
4206	Unltd Rd Bds 2008 07Proj	670,340	164	0.152%
4207	Unltd Tax Road Bds 2009	148,253	27	0.034%
4208	UNLTD TX RD BAB 2009B	2,717	1	0.001%
4209	Unltd Tax Rd Bds 2011	969,628	178	0.221%
4210	UNLTD TAX ROAD BD 2012	4,296,068	823	0.977%
4211	Unlmted Tax Road Bond 2013	2,757,219	519	0.627%
4212	Unltd Tax Road Bd 2014	13,252,207	2,435	3.015%
4213	Unltd Tax Road Bd 2015	19,225,881	3,975	4.374%
4214	UnLtd Tax Road Bd 2016	16,182,280	2,973	3.681%
4215	UT 2019A	69,253,302	12,650	15.755%
4216	UT 2019B	4,050,244	868	0.921%
4281	Unlimited Road Bond 99	1,687,571	310	0.384%
4282	Unlimited Road Bond 99A	43,734	8	0.010%
4283	Unlimited Road Bond 00/01	263,506	49	0.060%
4284	Unlimited Road Bond 95/97	158,082	29	0.036%
		135,287,069	25,438	30.776%



Collin County, Texas
QUARTERLY INVESTMENT REPORT
 Quarter Ending December 31, 2021

CAPITAL PROJECTS
Schedule of Investments by Fund

Fund Number (MUNIS)	Fund Name	Book Value 12/31/2021	Interest Earned YTD	% of Total Invested
------------------------	-----------	--------------------------	------------------------	------------------------

Tax Notes

4401	Tax Notes 2006	2,826,453	524	0.643%
4402	Capital Improvement TN 01	538,632	99	0.123%
4403	Capital Imp T/N 01A	191,913	35	0.044%
4404	Tax Notes Series 2002	1,174,923	216	0.267%
4405	Tax Notes Series 2004	2,300,321	423	0.523%
4406	Tax Notes 2018	4,080,429	843	0.928%
		11,112,671	2,140	2.528%
SubTotal Capital Projects Investments		439,571,932	99,887	100.000%

Market Adjustment *

Federal Agency Bonds	(720,313)
----------------------	-----------

** Market Adjustments are calculated using Market Values as shown on ANB Statements*

Total Book Value as of 12/31/21	440,292,245	99,887
---------------------------------	-------------	--------