



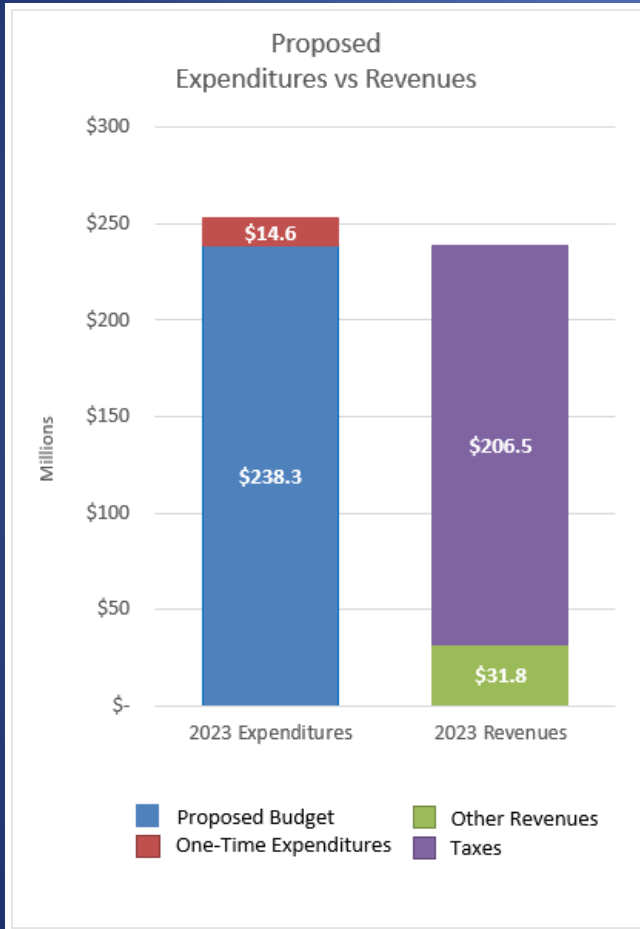
COLLIN COUNTY

FY 2023 Proposed Budget Public Hearing

BUDGET 2023



FY 2023 General Fund Revenue vs Expenditures

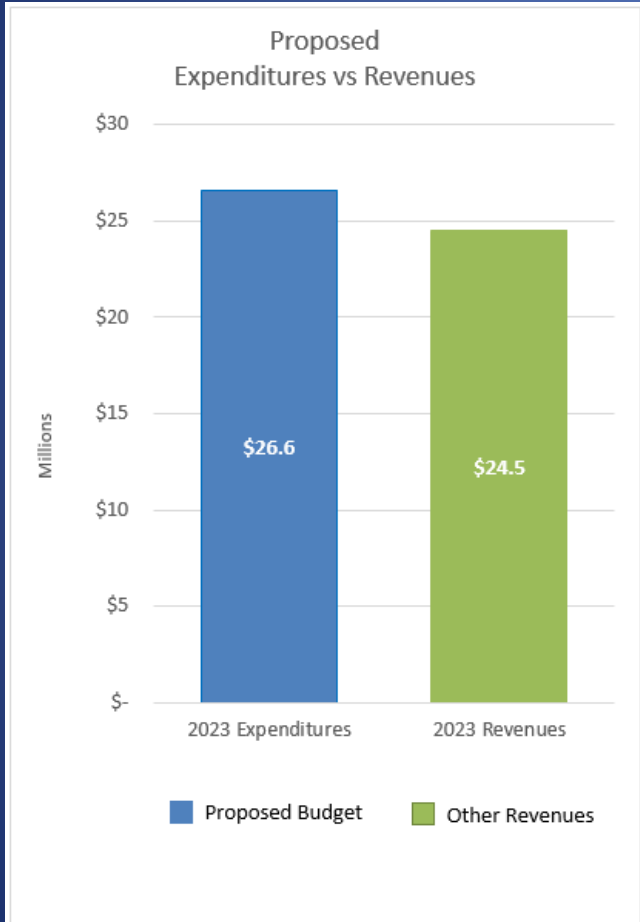


Fiscal Year	Taxes	Other Revenue	Total Revenue	Percent Change
FY 2019	\$172.9	\$30.1	\$203.0	3.3%
FY 2020	\$178.8	\$29.0	\$207.8	2.4%
FY 2021	\$185.1	\$28.9	\$214.0	3.0%
FY 2022	\$191.3	\$30.6	\$221.9	3.7%
FY 2023	\$206.5	\$31.8	\$238.3	7.4%

Fiscal Year	Expenditures	One-Time Exp.	Total Expenditures	% Change w/o One-Time Exp.
FY 2019	\$201.7	\$7.2	\$208.9	2.6%
FY 2020	\$207.9	\$13.6	\$221.5	3.1%
FY 2021	\$214.0	---	\$214.0	3.0%
FY 2022	\$222.8	\$14.5	\$237.3	4.1%
FY 2023	\$238.3	\$14.6	\$252.9	7.0%



FY 2023 Road & Bridge Fund Revenue vs Expenditures

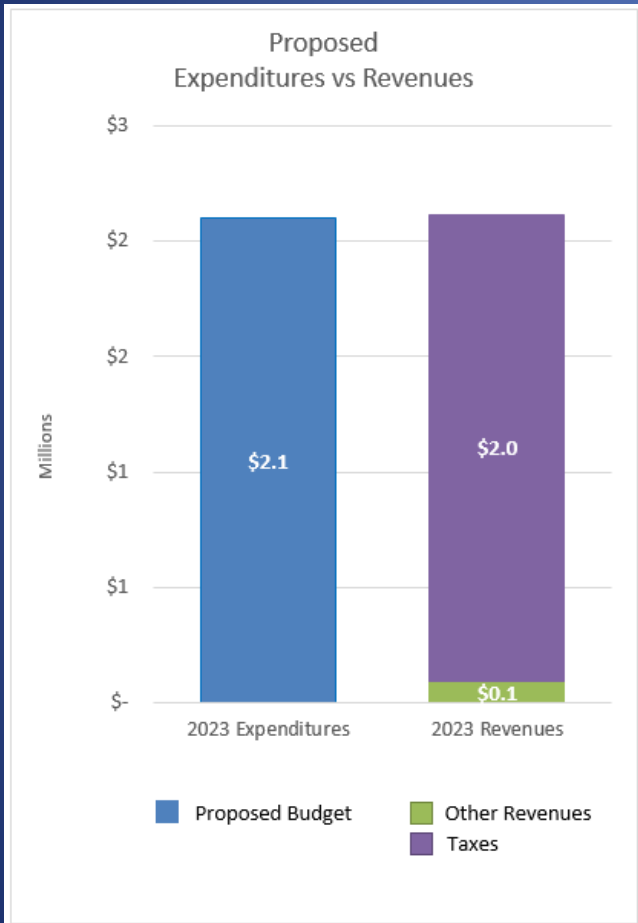


Fiscal Year	Taxes	Other Revenue	Total Revenues	Percent Change
FY 2019	---	\$22.1	\$22.1	0.9%
FY 2020	---	\$23.1	\$23.1	4.6%
FY 2021	---	\$22.9	\$22.9	-0.7%
FY 2022	---	\$23.1	\$23.1	0.6%
FY 2023	---	\$24.5	\$24.5	6.2%

Fiscal Year	Expenditures	Percent Change
FY 2019	\$24.7	1.4%
FY 2020	\$25.1	2.0%
FY 2021	\$24.8	-1.2%
FY 2022	\$24.0	-3.4%
FY 2023	\$26.6	10.9%



FY 2023 Permanent Improvement Fund Revenue vs Expenditures

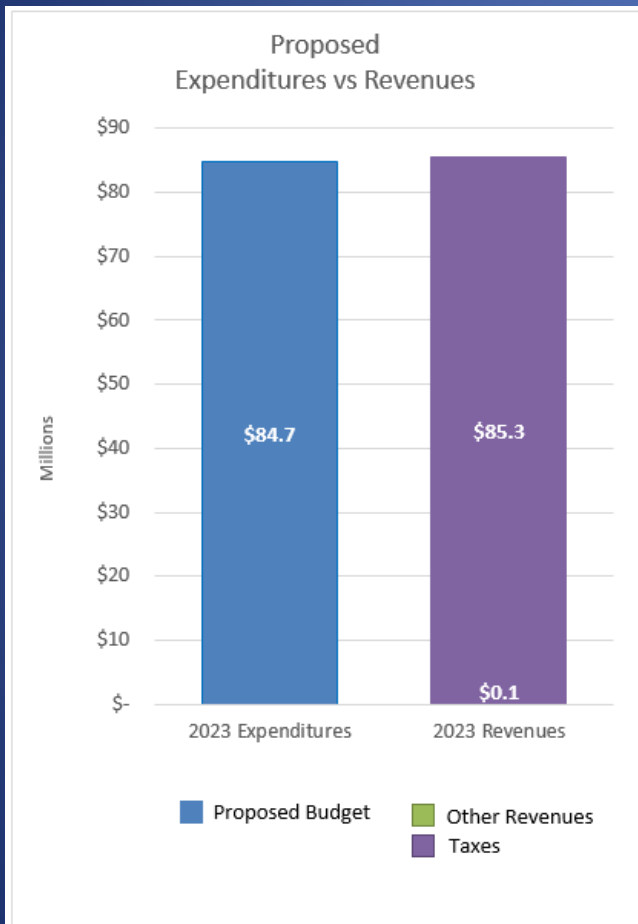


Fiscal Year	Taxes	Other Revenue	Total Revenue	Percent Change
FY 2019	\$0.4	\$0.1	\$0.5	-83.8%
FY 2020	\$2.1	\$0.1	\$2.2	374.5%
FY 2021	\$1.4	\$0.1	\$1.5	-33.3%
FY 2022	\$2.2	\$0.1	\$2.3	52.5%
FY 2023	\$2.0	\$0.1	\$2.1	-7.5%

Fiscal Year	Expenditures	Percent Change
FY 2019	\$2.0	-30.6%
FY 2020	\$2.2	14.3%
FY 2021	\$1.5	-35.3%
FY 2022	\$2.3	57.7%
FY 2023	\$2.1	-8.3%



FY 2023 Debt Service Fund Revenue vs Expenditures

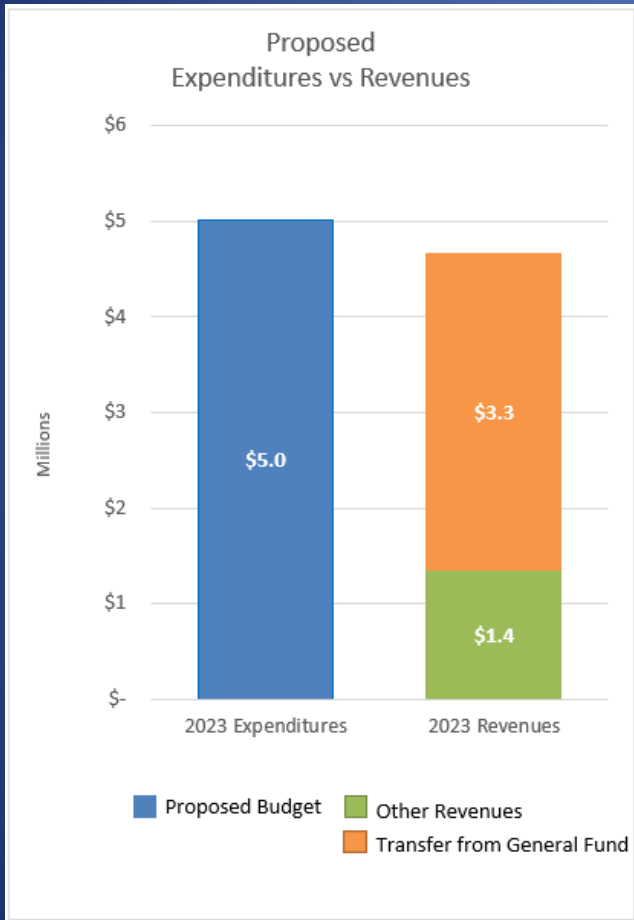


Fiscal Year	Taxes	Other Revenue	Total Revenue	Percent Change
FY 2019	\$72.8	\$0.6	\$73.4	11.6%
FY 2020	\$76.5	\$0.5	\$77.0	4.9%
FY 2021	\$80.5	\$0.3	\$80.8	4.8%
FY 2022	\$84.8	\$0.1	\$84.9	5.2%
FY 2023	\$85.3	\$0.1	\$85.4	0.6%

Fiscal Year	Expenditures	Percent Change
FY 2019	\$91.3	39.8%
FY 2020	\$76.5	-16.2%
FY 2021	\$80.4	5.1%
FY 2022	\$84.7	5.3%
FY 2023	\$84.7	0.0%



FY 2023 Healthcare Fund Revenue vs Expenditures

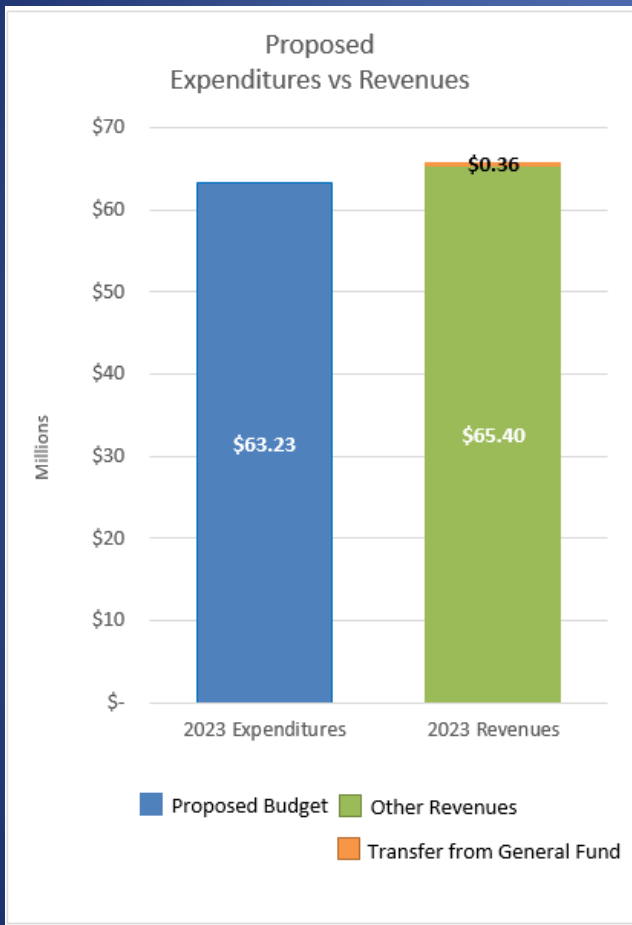


Fiscal Year	General Fund Transfer In	Other Revenue	Total Revenue	Percent Change
FY 2019	\$1.8	\$1.3	\$3.1	-32.8%
FY 2020	\$1.8	\$1.4	\$3.2	5.0%
FY 2021	\$2.7	\$1.4	\$4.1	25.8%
FY 2022	\$2.0	\$1.4	\$3.4	-17.1%
FY 2023	\$3.3	\$1.4	\$4.7	38.2%

Fiscal Year	Expenditures	Percent Change
FY 2019	\$4.7	3.9%
FY 2020	\$4.7	1.3%
FY 2021	\$5.8	22.5%
FY 2022	\$5.4	-6.2%
FY 2023	\$5.0	-7.9%



FY 2023 Other Funds Revenues vs Expenditures

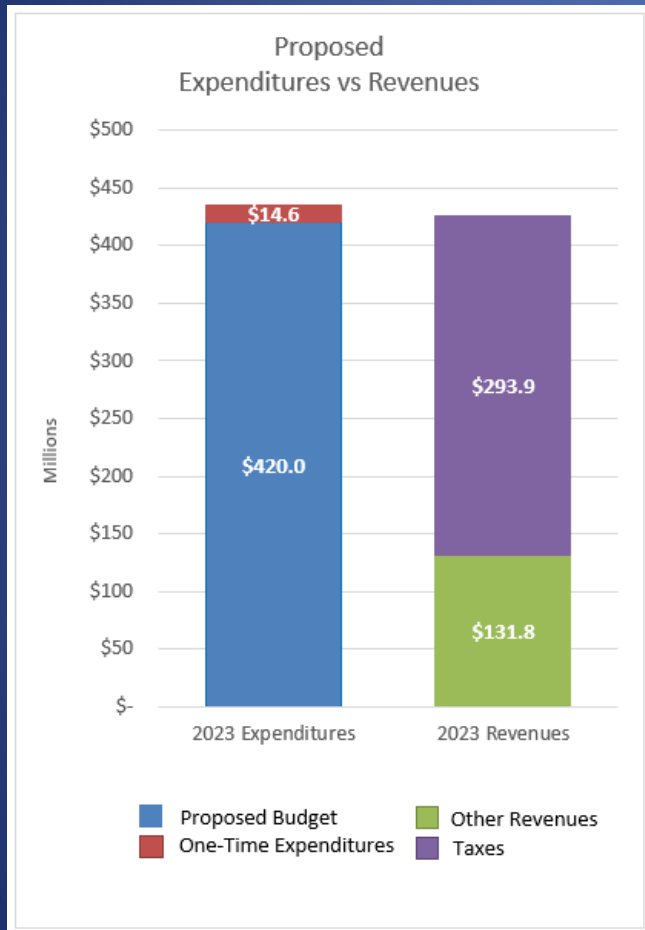


Fiscal Year	General Fund Transfer In	Other Revenue	Total Revenue	Percent Change
FY 2019	\$0.36	\$49.7	\$50.1	2.6%
FY 2020	\$0.36	\$52.3	\$52.7	5.4%
FY 2021	\$0.46	\$54.8	\$55.3	4.9%
FY 2022	\$0.36	\$60.0	\$60.4	9.1%
FY 2023	\$0.36	\$65.4	\$65.8	9.0%

Fiscal Year	Expenditures	Percent Change
FY 2019	\$46.8	-0.2%
FY 2020	\$51.8	10.7%
FY 2021	\$58.0	12.0%
FY 2022	\$58.2	0.3%
FY 2023	\$63.2	8.6%



Combined Funds Revenue vs Expenditures

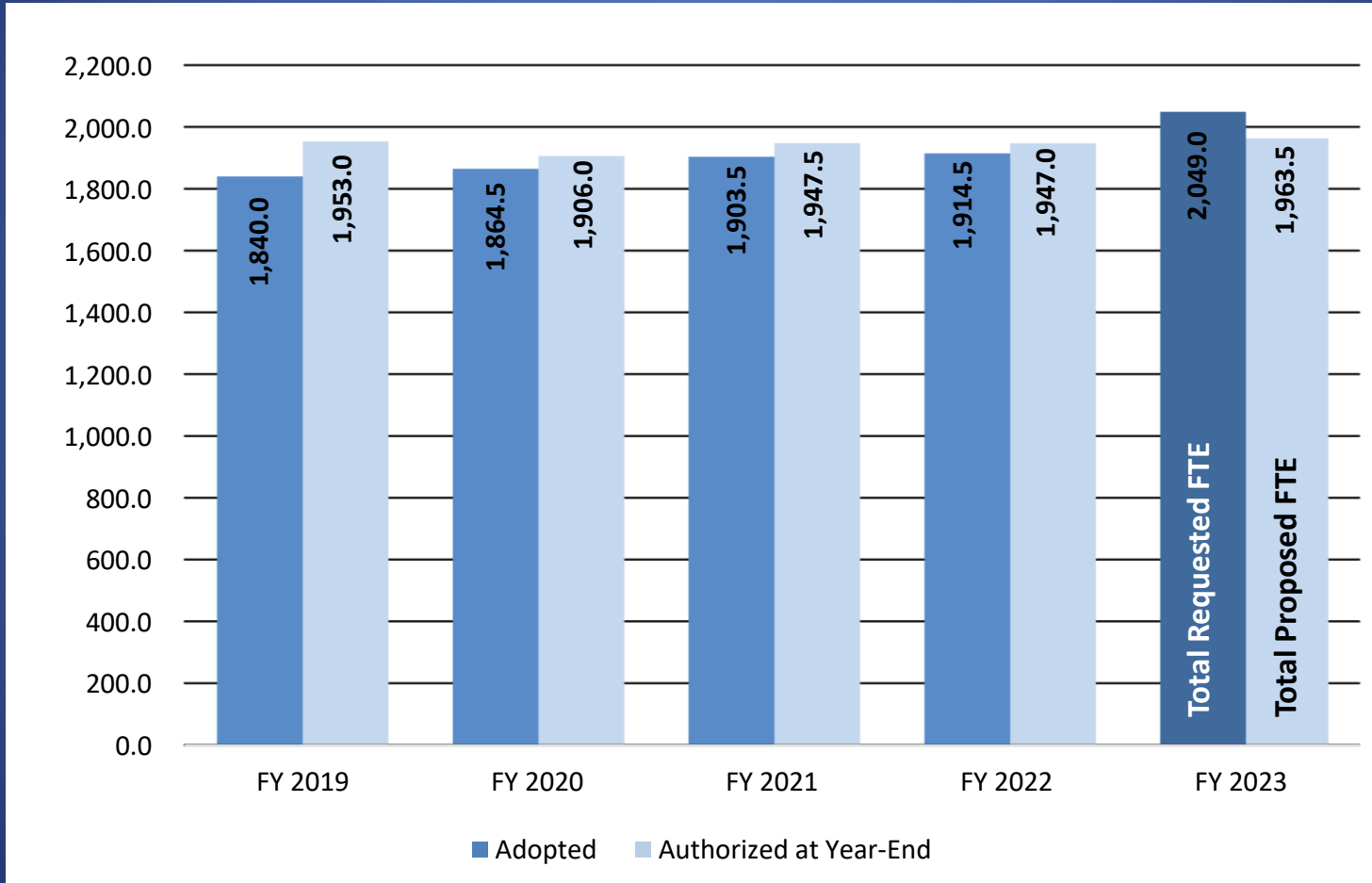


Fiscal Year	Taxes	Other Revenue	Total Revenue	Percent Change
FY 2019	\$246.1	\$106.0	\$352.1	3.4%
FY 2020	\$257.5	\$108.7	\$366.2	4.0%
FY 2021	\$266.9	\$111.6	\$378.5	3.4%
FY 2022	\$278.4	\$117.5	\$395.9	4.6%
FY 2023	\$293.9	\$131.8	\$425.7	7.5%

Fiscal Year	Expenditures	One Time Exp.	Total Expenditures	% Change w/o One-Time Exp.
FY 2019	\$371.1	\$7.2	\$378.3	9.0%
FY 2020	\$368.3	\$13.6	\$381.9	-0.8%
FY 2021	\$385.1	---	\$385.1	4.6%
FY 2022	\$396.5	\$14.5	\$411.0	3.0%
FY 2023	\$420.0	\$14.6	\$434.6	5.9%



Authorized Full-Time Equivalents (FTE)





New Positions & Position Changes

- Constable, Precinct 3
 - -1 Chief Deputy Constable (11 months)
 - +1 Deputy Constable II (11 months)
- County Extension Service
 - -0.5 Tech I
- District Attorney
 - -2 Misdemeanor Prosecutors
 - +1 Prosecutor
 - -1 Felony Prosecutor
 - +1 Prosecutor
- District Clerk
 - +1 Clerk II (Grand Jury)
 - +1 Clerk II (417th District Court)



New Positions & Position Changes

- District Courts
 - +1 Deputy Court Administrator
 - +2 Crimes Against Children / Auxiliary Courts Court Reporters
- Fire Marshal
 - +1 Deputy Fire Marshal
- IT (No budget impact)
 - +1 IT Program Manager
 - -1 Senior Project Manager
- Juvenile Probation
 - +1 Adolescent Counselor
 - +1 Compliance Officer
- Sheriff's Office
 - +1 Traffic Deputy
 - +1 DWI Deputy



New Positions & Position Changes

- Sheriff's Office (continued)
 - +1 Records Criminal Justice Information Specialist
 - +1 Open Records Specialist
 - +1 Records Lead Clerk
 - +2 Dispatchers
- Tax Assessor
 - +2 Title Specialists
- WIC (State Funded)
 - +1 Senior Eligibility Clerk
 - -1 Secretary
 - +1 Senior Eligibility Clerk



Next Steps

- Motion to Adopted Elected Officials Salaries
 - 3% included in Proposed Budget
- Motion to Adopt the M&O Tax Rate
 - \$0.108172
- Motion to Adopt the Debt Service Tax Rate
 - \$0.044271
- Motion to Adopt the Total Combined Tax Rate
 - \$0.152443
- Motion to Adopt the FY 2023 Budget (*Record Vote*)
- Motion to Adopt FY 2023 Committed Fund Balance

Fund	FY 2022 Adopted	FY 2023 Proposed	Change	
General Fund	\$0.115507	\$0.107120	-\$0.008387	-7.3%
Road & Bridge Fund	---	----	---	---
Permanent Improvement Fund	<u>\$0.001329</u>	<u>\$0.001052</u>	<u>-\$0.000277</u>	-20.8%
Total M&O Tax Rate	\$0.116836	\$0.108172	-\$0.008664	-7.4%
Debt Service Fund	<u>\$0.051251</u>	<u>\$0.044271</u>	<u>-\$0.006980</u>	-13.6%
Total Tax Rate	\$0.168087	\$0.152443	<u>-\$0.015644</u>	-9.3%



COLLIN COUNTY

FY 2023 Proposed Budget Trails of Blue Ridge

BUDGET 2023



Trails of Blue Ridge Revenue vs Expenditures



Fiscal Year	Taxes	Other Revenue	Total Revenue	Percent Change
FY 2021	---	---	---	
FY 2022	\$65,000	---	\$65,000	100%
FY 2023	\$85,058	---	\$85,058	30.9%

- Tax Rate was approved by the voters on November 05, 2019
- Approved Tax Rate \$0.15

Fiscal Year	Expenditures	Percent Change
FY 2021	\$500,000	
FY 2022	\$435	-99.9%
FY 2023	\$477	9.7%

- FY 2022 remaining balance to be carried over into FY 2023



Next Steps

- Motion to Adopted FY 2023 Trails of Blue Ridge Budget
- Motion to Adopt Trails of Blue Ridge Tax Rate
 - \$0.15 as approved by voters