



Collin County, Texas
QUARTERLY INVESTMENT REPORT
 Quarter Ending June 30, 2022

STATEMENT OF INVESTMENT POSITION

The investments held in Collin County portfolio are managed in full compliance with the Public Funds Investment Act (Government Code 2256.023), and with the Investment Policy and strategy of Collin County Government.


	OPERATING GROUP			NON-OPERATING GROUP			CAPITAL PROJECTS GROUP			TOTAL PORTFOLIO		
	Prior Year	Beginning	Ending	Prior Year	Beginning	Ending	Prior Year	Beginning	Ending	Prior Year	Beginning	Ending
	Market Value	Market Value	Market Value	Market Value	Market Value	Market Value	Market Value	Market Value	Market Value	Market Value	Market Value	Market Value
	6/30/2021	3/31/2022	6/30/2022	6/30/2021	3/31/2022	6/30/2022	6/30/2021	3/31/2022	6/30/2022	6/30/2021	3/31/2022	6/30/2022
Cash in Bank	30,597,744	53,397,931	28,995,078							30,597,744	53,397,931	28,995,078
PFIA Investment Pools	140,308,224	179,998,713	234,894,696	733,459	733,632	734,842	360,381,123	324,352,335	309,068,178	501,422,806	505,084,680	544,697,716
Cash Equivalent Investments	100,035,483	100,083,160	100,145,552	89,528,624	100,657,042	97,704,798	-	407,621	2,968,944	189,564,107	201,147,823	200,819,294
Certificates of Deposit	-	-	25,000,000	100,377,116	92,826,618	92,838,684	-	5,003,502	2,502,500	100,377,116	97,830,120	120,341,184
Federal/Agency Bonds				99,190,482	85,280,370	84,317,709		80,248,319	77,201,953	99,190,482	165,528,689	161,519,662
Municipal Bonds				27,315,124	26,342,629	29,545,568				27,315,124	26,342,629	29,545,568
TOTALS	270,941,451	333,479,804	389,035,326	317,144,805	305,840,291	305,141,601	360,381,123	410,011,777	391,741,575	948,467,379	1,049,331,872	1,085,918,502

Annualized Yield	0.135%	0.122%	0.627%	0.637%	0.548%	0.775%	0.077%	0.151%	0.645%	0.277%	0.260%	0.680%
Weighted Yield To Call	0.200%	0.156%	0.805%	0.668%	0.568%	0.866%	0.090%	0.179%	0.707%	0.317%	0.293%	0.787%
Weighted Yield To Maturity	0.200%	0.156%	0.805%	0.656%	0.622%	0.924%	0.090%	0.179%	0.707%	0.313%	0.309%	0.803%
Weighted Average Maturity (Days)	1	1	10	420	356	362	1	134	118	146	166	152

In accordance with Government Code 2256.005 Sections f-I, The Investment Officers of Collin County are required to:
 (1) Disclose a personal business relationship with a business organization offering to sell investments to the organization; and,
 (2) Disclose whether he/she is related within the second degree by affinity of consanguinity to an individual seeking to sell an investment to the entity;

Authorized By Investment Officers: Linda Riggs 9/19/22
 Linda Riggs, County Auditor Date

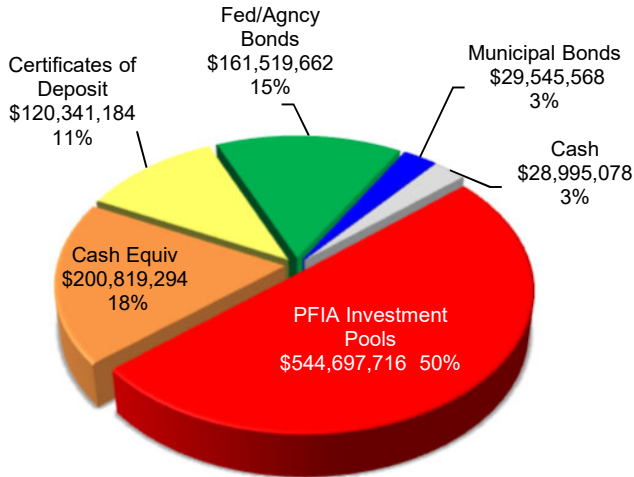
Mopika Arris 9/19/22
 Mopika Arris, Budget Director Date



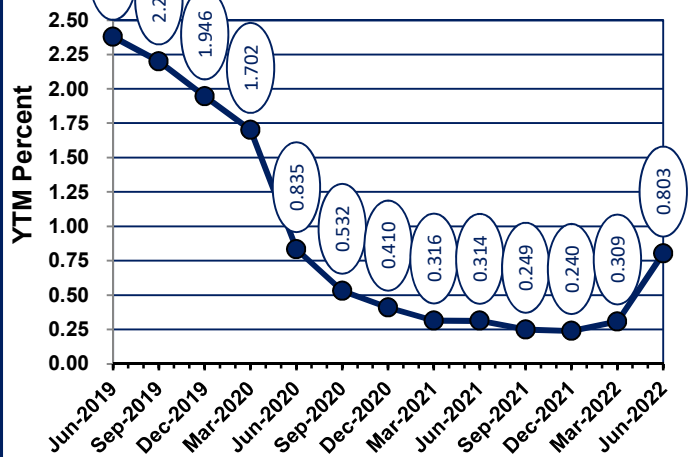
Collin County, Texas
 QUARTERLY INVESTMENT REPORT
 Quarter Ending June 30, 2022

TOTAL PORTFOLIO

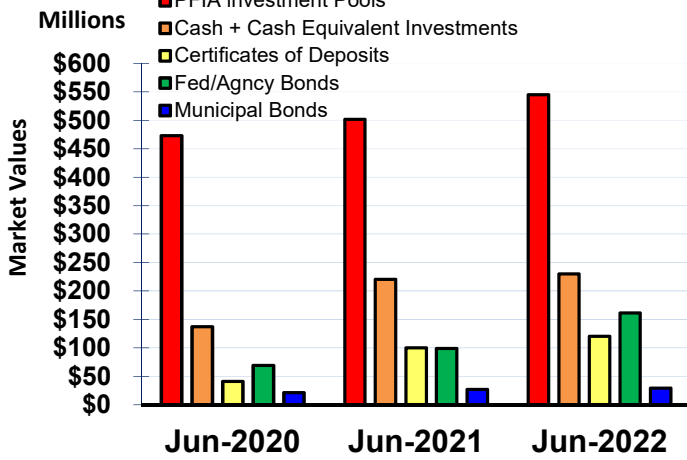
Portfolio Composition by Type



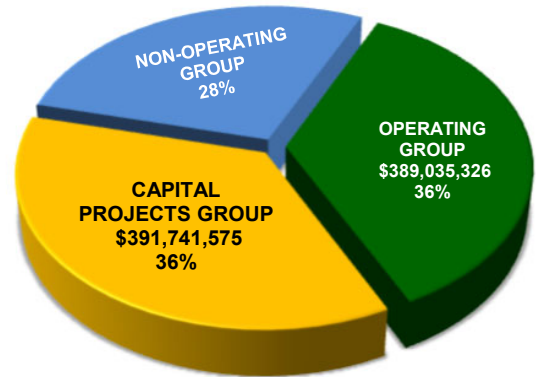
Portfolio Weighted YTM 3 Year Trend



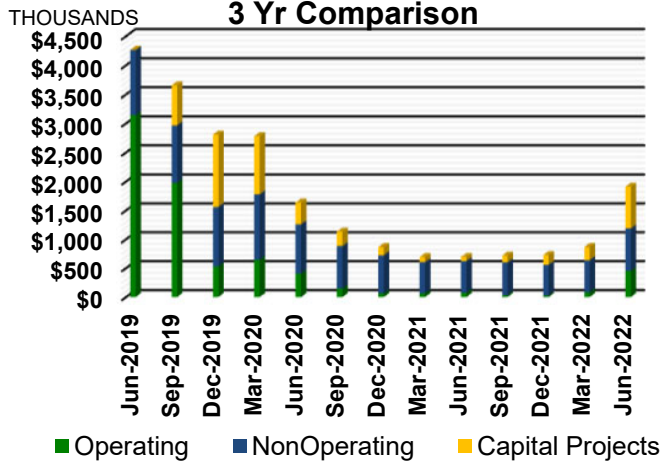
Portfolio Position by Type 3 Yr Comparison



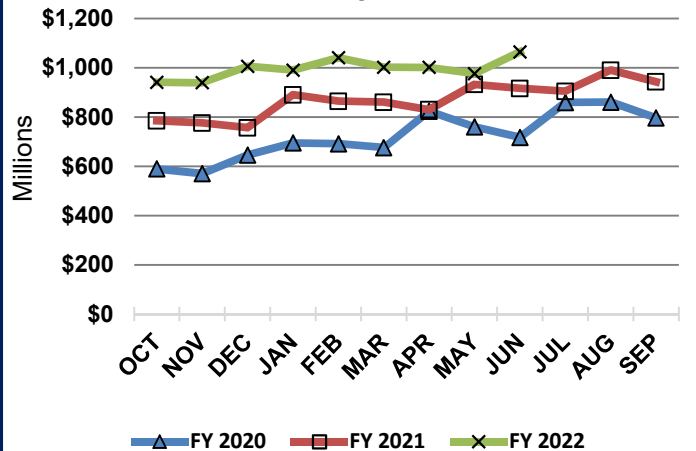
Portfolio Composition by Investment Pool Group at Qtr End



Interest Earnings during Quarter 3 Yr Comparison



Total Portfolio 3 Yr Comparison





Collin County, Texas
 QUARTERLY INVESTMENT REPORT
 Quarter Ending June 30, 2022

TOTAL PORTFOLIO
Summary Statement by Pooled Fund Group

Description	Ending Market Value	Percentage of Portfolio	Avg Monthly Yields Apr-2022	Avg Monthly Yields May-2022	Avg Monthly Yields Jun-2022
TexPool	1,524,996	0.1443%	0.3042%	0.6228%	1.0013%
TexSTAR	2,004,230	0.1896%	0.3225%	0.6459%	0.9850%
Texas CLASS	245,222,185	23.2015%	0.5200%	0.9202%	1.4774%
LOGIC	193,634,849	18.3207%	0.4195%	0.8113%	1.1797%
Texas RANGE	27,840,769	2.6341%	0.3000%	0.6800%	1.0000%
Texas FIT	74,470,687	7.0460%	0.2200%	0.5300%	0.9600%
ICS American National Bank	100,145,552	9.4752%	0.2500%	0.2500%	0.2500%
ICS Farmer's Bank & Trust	17,249,777	1.6321%	0.8100%	1.3900%	1.6000%
CE American National Bank-CUS	81,868,694	7.7459%	0.1000%	0.7200%	1.3300%
CE American National Bank-SEA	1,555,271	0.1472%	0.1600%	0.6800%	1.2500%
* Certificates of Deposit	120,341,184	11.3860%	0.7274%	0.7274%	0.7274%
* Federal Agency Bonds	107,881,576	10.2071%	0.7572%	0.7572%	0.7572%
* US Treasuries	53,638,086	5.0749%	1.3772%	1.3772%	1.3772%
* Municipal Bonds	29,545,568	2.7954%	1.7034%	1.7034%	1.7034%
	1,056,923,424	100.0000%	0.5694%	0.8440%	1.1142%

* Avg Monthly Yields are calculated by averaging YTM. Since Collin County Investment Policy maximum term limit is five years, yeilds may include rates from 06/30/2017 - 06/30/2022.

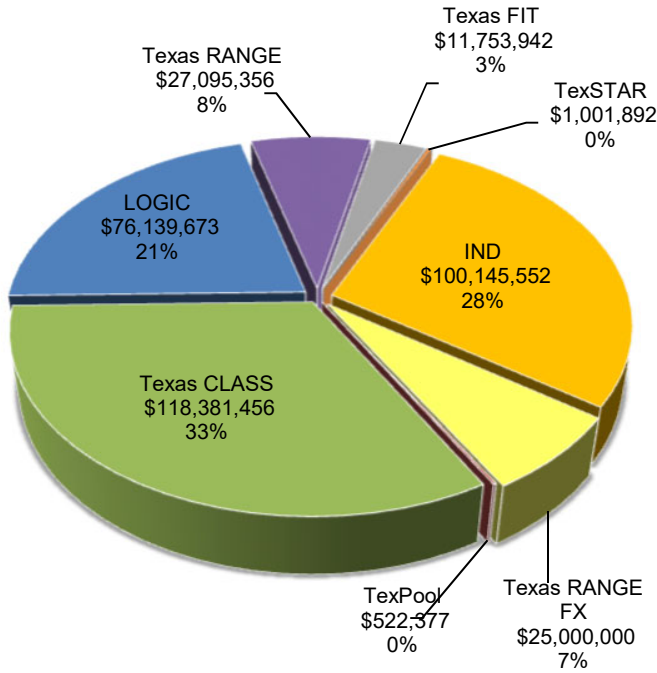
POOLED FUND GROUP	Beginning Book Value 03/31/2022	Increases	Decreases	Interest Earned QTD	Amortization / Accretion	Ending Book Value 06/30/2022	Beginning Market Value 03/31/2022	Unrealized Gain / (Loss) Market Adj	Ending Market Value 06/30/2022	Accrued Interest 06/30/2022
Operating Group										
PFIA Investment Pools	179,998,713	180,910,086	(126,404,000)	389,897	-	234,894,696	179,998,713	-	234,894,696	-
Cash Equivalent Investments	100,083,160	-	-	62,392	-	100,145,552	100,083,160	-	100,145,552	-
Certificates of Deposit	-	25,000,000	(1,730)	1,730	-	25,000,000	-	-	25,000,000	1,730
Sub-Total	280,081,873	205,910,086	(126,405,730)	454,019	-	360,040,248	280,081,873	-	360,040,248	1,730
Non-Operating Group										
PFIA Investment Pools	733,632	-	-	1,210	-	734,842	733,632	-	734,842	-
Cash Equivalent Investments	100,657,042	12,999,142	(16,089,000)	137,614	-	97,704,798	100,657,042	-	97,704,798	61,622
Certificates of Deposit	92,826,618	17,502,457	(17,612,906)	122,515	-	92,838,684	92,826,618	-	92,838,684	1,772
Federal/Agency Bonds	87,334,592	12,500,000	(13,010,114)	266,961	(21,002)	87,070,437	85,280,370	(2,752,728)	84,317,709	219,320
Municipal Bonds	27,343,092	3,816,399	(374,636)	205,428	(104,145)	30,886,139	26,342,629	(1,340,571)	29,545,568	298,465
Sub-Total	308,894,976	46,817,998	(47,086,656)	733,728	(125,147)	309,234,900	305,840,291	(4,093,299)	305,141,601	581,179
Capital Projects Group										
PFIA Investment Pools	324,352,335	30,334,611	(46,216,611)	597,843	-	309,068,178	324,352,335	-	309,068,178	-
Cash Equivalent Investments	407,621	2,561,040	(1,804)	2,087	-	2,968,944	407,621	-	2,968,944	1,845
Certificates of Deposit	5,003,502	-	(2,502,245)	1,243	-	2,502,500	5,003,502	-	2,502,500	-
Federal/Agency Bonds	82,950,838	-	(2,620,002)	120,002	(67,356)	80,383,482	80,248,319	(3,181,529)	77,201,953	136,563
Sub-Total	412,714,296	32,895,651	(51,340,662)	721,175	(67,356)	394,923,104	410,011,777	(3,181,529)	391,741,575	138,408
Grand Totals:	1,001,691,145	285,623,735	(224,833,048)	1,908,922	(192,503)	1,064,198,252	995,933,941	(7,274,828)	1,056,923,424	721,317



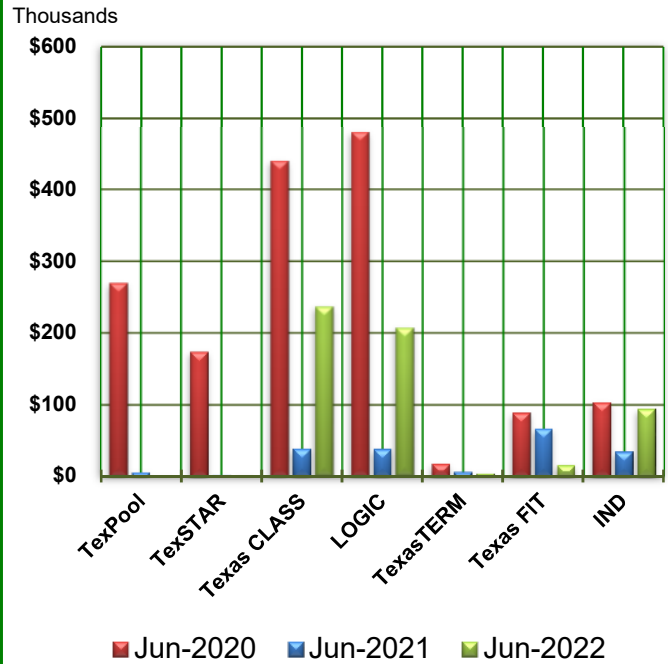
Collin County, Texas
 QUARTERLY INVESTMENT REPORT
 Quarter Ending June 30, 2022

OPERATING GROUP

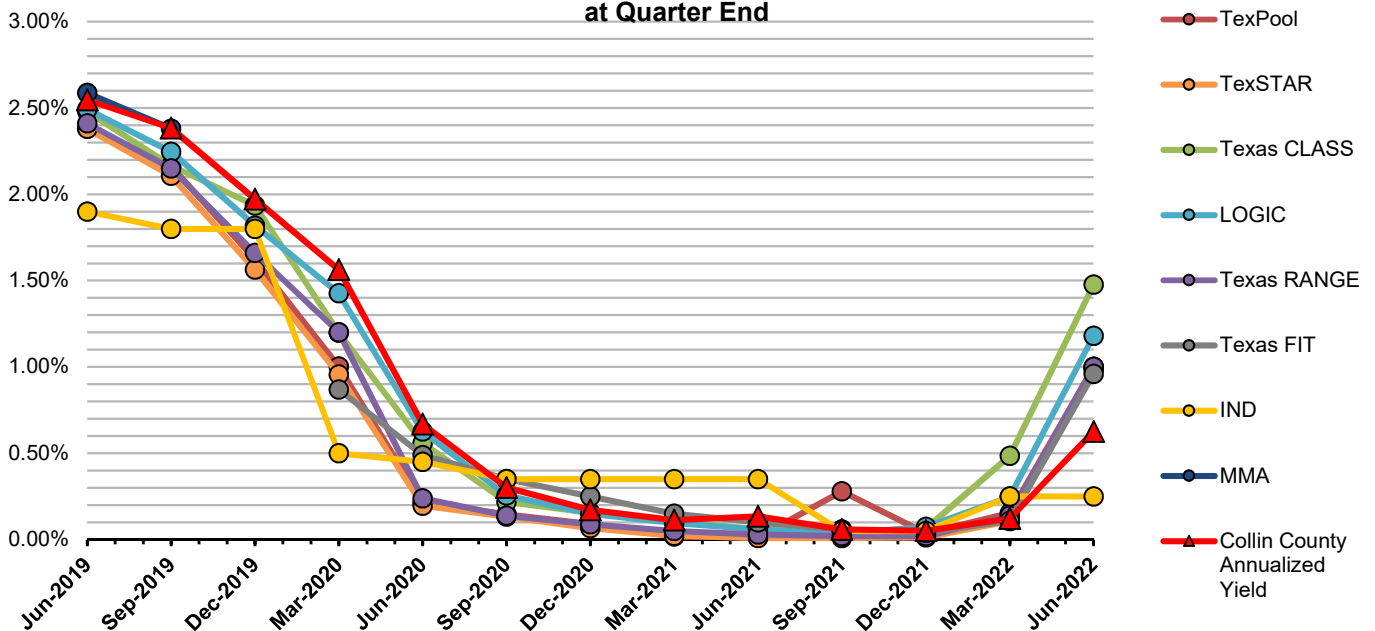
Operating Investments by Type at Quarter End



Operating Investments YTD Interest Earnings Comparison at Quarter End



Operating Investments Yields Comparison at Quarter End





Collin County, Texas
QUARTERLY INVESTMENT REPORT
 Quarter Ending June 30, 2022

OPERATING
Investment Details

OPERATING GROUP	Yield to Maturity (YTM)	Beginning Book Value 03/31/2022	Increases	Decreases	Interest Earned QTD	Ending Book Value 06/30/2022	Beginning Market Value 03/31/2022	Ending Market Value 06/30/2022	Accrued Interest	Maturity Date
<u>PFIA Investment Pools</u>										
TexPool	0.6428%	751,461	-	(230,000)	916	522,377	751,461	522,377	-	N/A
TexSTAR	0.6511%	1,000,267	-	-	1,625	1,001,892	1,000,267	1,001,892	-	N/A
Texas CLASS	0.9725%	67,857,661	107,285,086	(56,969,000)	207,709	118,381,456	67,857,661	118,381,456	-	N/A
LOGIC	0.8035%	98,141,574	-	(22,165,000)	163,099	76,139,673	98,141,574	76,139,673	-	N/A
Texas RANGE DL	0.6600%	2,091,045	50,000,000	(25,000,000)	4,311	27,095,356	2,091,045	27,095,356	-	N/A
Texas FIT	0.5700%	10,156,705	23,625,000	(22,040,000)	12,237	11,753,942	10,156,705	11,753,942	-	N/A
		179,998,713	180,910,086	(126,404,000)	389,897	234,894,696	179,998,713	234,894,696	-	
<u>Cash Equivalent Investments</u>										
American National Bank IntraFi Network Deposits (Formerly ICS)	0.2500%	100,083,160	-	-	62,392	100,145,552	100,083,160	100,145,552	-	N/A
		100,083,160	-	-	62,392	100,145,552	100,083,160	100,145,552	-	
<u>Certificates of Deposit</u>										
<u>Fixed TERM Investments</u>										
Texas RANGE FX										
FX1247000630221	2.2500%	-	12,500,000	(771)	771	12,500,000	-	12,500,000	771	09/26/22
FX1247000630222	2.8000%	-	12,500,000	(959)	959	12,500,000	-	12,500,000	959	12/15/22
		-	25,000,000	(1,730)	1,730	25,000,000	-	25,000,000	1,730	
Total Certificates of Deposit		-	25,000,000	(1,730)	1,730	25,000,000	-	25,000,000	1,730	
TOTAL OPERATING INVESTMENTS		280,081,873	205,910,086	(126,405,730)	454,019	360,040,248	280,081,873	360,040,248	1,730	



Collin County, Texas
QUARTERLY INVESTMENT REPORT
 Quarter Ending June 30, 2022

OPERATING
Schedule of Investments by Fund

Fund Number (MUNIS)	Fund Name	Book Value 06/30/2022	Interest Earned YTD	% of Total Invested
<u>General Funds</u>				
0001	General	77,973,441	271,678	21.6569%
0002	Housing Finance Corp	223,484	387	0.0621%
0003	Records Archive Fund	15,544,259	-	* 4.3174%
0005	Dis Cts Rec Tech Fund	728,470	-	* 0.2023%
0499	Permanent Improvements	1,382,315	2,450	0.3839%
		95,851,969	274,515	26.6226%
<u>Special Revenue Funds</u>				
0029	Courthouse Security	1,144,977	-	* 0.3180%
1010	Road and Bridge	24,225,462	43,414	6.7285%
1011	Farm and Market	21,793	43	0.0061%
1012	Lateral Road	1,255,129	2,466	0.3486%
1013	Judicial Appellate	358,145	719	0.0995%
1015	Court Reporters	232,333	-	* 0.0645%
1021	Law Library	4,166,381	-	* 1.1572%
1025	Co Clrk Rec Mgmt & Pres	13,358,498	-	* 3.7103%
1026	Dist Clrk Rec Mgmt & Pres	221,399	-	* 0.0615%
1028	Justice Court Tech Fund	1,011,677	-	* 0.2810%
1031	Economic Development 2001	287,978	585	0.0800%
1033	Contract Elections	3,370,764	6,469	0.9362%
1036	Sheriff Forfeiture	28,868	71	0.0080%
1037	DA State Forfeiture	1,077,591	1,945	0.2993%
1038	DA Service Fee	247,790	-	* 0.0688%
1039	Meyers Park Foundation	2,122	4	0.0006%
1040	Health Care Foundation	4,645,755	10,230	1.2903%
1044	County Rec Mgmt & Pres	579,651	-	* 0.1610%
1046	Juvenile Case Manager Fnd	466,262	-	* 0.1295%
1047	Court Initiated Guardnshp	545,270	-	* 0.1514%
1049	DA Pretrial Intervntn Prg	930,135	-	* 0.2583%
1050	Specialty Court	188,202	-	* 0.0523%
1051	SCAAP	292,201	547	0.0812%
1052	Cty Crts Technology Fund	569,884	-	* 0.1583%
1053	Dis Cts Technology Fund	549,054	-	* 0.1525%
1054	Probate Contributions Fnd	787,049	1,525	0.2186%
1055	CCLC Court Rec Presrvtn	687,066	-	* 0.1908%
1056	Dis Clrk Crt Rec Presrvtn	479,466	-	* 0.1332%
1057	DA Apportionment	111,941	227	0.0311%
1058	Justice Crt Bldg Security	302,442	-	* 0.0840%
1060	DA Federal Treasury Forf	1,559,262	3,071	0.4331%
1065	Sheriff Forfeiture Fed	49,084	116	0.0136%
1066	SO Treasury Forfeiture	573,123	867	0.1592%
1067	Trails Blue Ridge Sp Rd Dist	69,208	128	0.0192%
1998	Veterans Court	15,330	29	0.0043%
		64,411,292	72,456	17.8900%
<u>Grant Funds</u>				
2132	ARPA	160,017,989	140,633	44.4445%
2198	LEOSE Education	139,861	270	0.0388%
2586	RTR Frontier Parkway	4,301,609	10,717	*** 1.1948%
		164,459,459	151,620	45.6781%



Collin County, Texas
QUARTERLY INVESTMENT REPORT
 Quarter Ending June 30, 2022

OPERATING
Schedule of Investments by Fund

Fund Number (MUNIS)	Fund Name	Book Value 06/30/2022	Interest Earned YTD	% of Total Invested
<u>Debt Service Fund</u>				
3001	Debt Service Fund	11,966,583	24,835	3.3237%
		11,966,583	24,835	3.3237%
<u>Internal Service Funds</u>				
5501	Liability Insurance	5,700,290	10,888	1.5832%
5502	Workers' Compensation Ins	5,873,876	11,583	1.6314%
5504	Unemployment Insurance	1,188,133	2,300	0.3300%
5505	Insurance Claim	2,054,670	4,648	0.5707%
5601	Flexible Benefit	232,469	-	** 0.0646%
5990	Animal Safety Fund	2,978,300	5,843	0.8272%
		18,027,738	35,262	5.0071%
<u>Other Funds</u>				
5999	CC Toll Road Authority	1,044,231	2,053	0.2900%
6050	Judicial District	2,751,428	4,392	0.7642%
7001	State Fees Agency	1,154,770	-	* 0.3207%
7002	Unclaimed Holdings	372,778	-	* 0.1035%
		5,323,207	6,445	1.4784%
Total Operating Investments		360,040,248	565,133	100.0000%
Total Book Value as of 06/30/22		360,040,248	565,133	

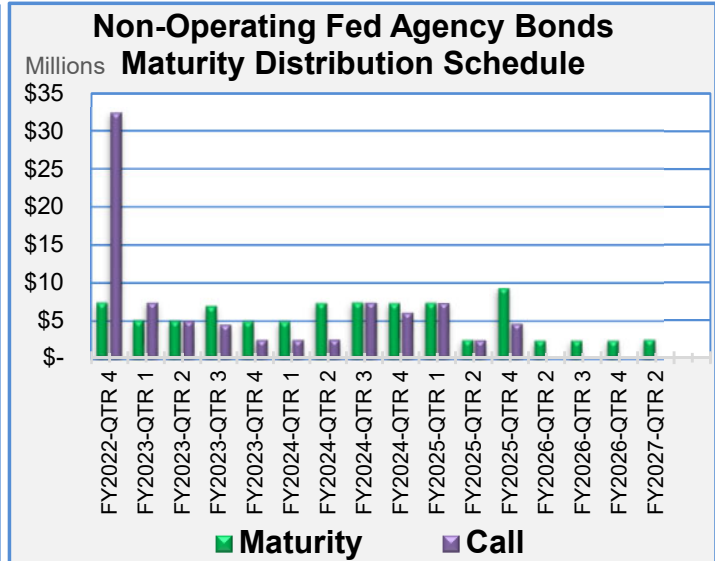
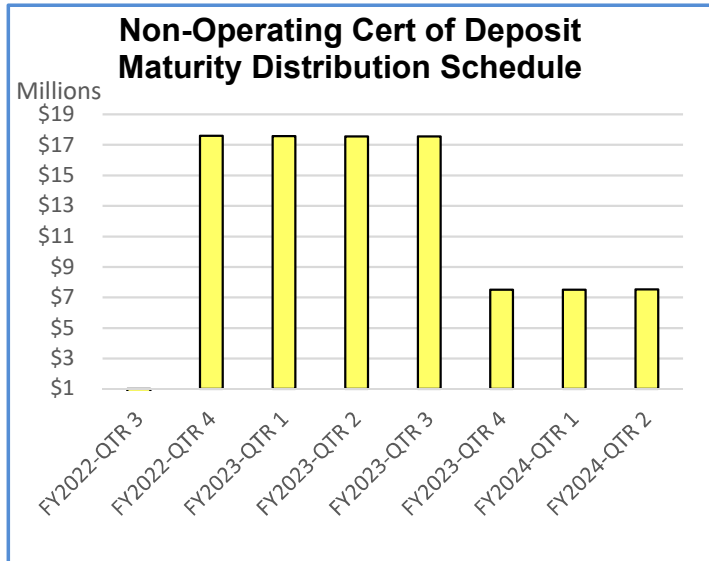
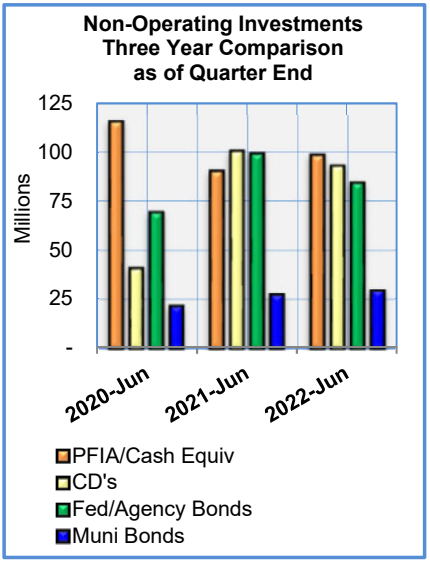
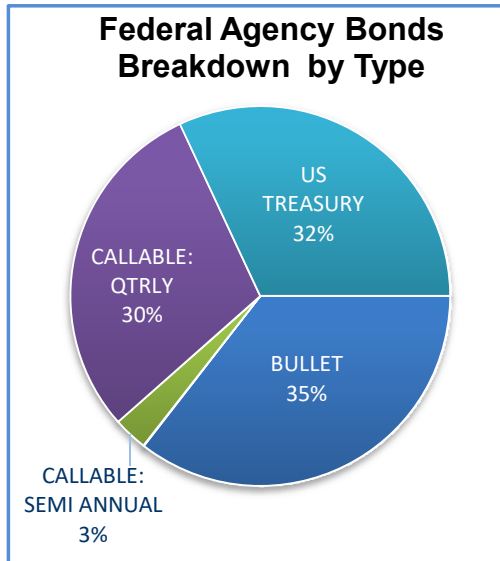
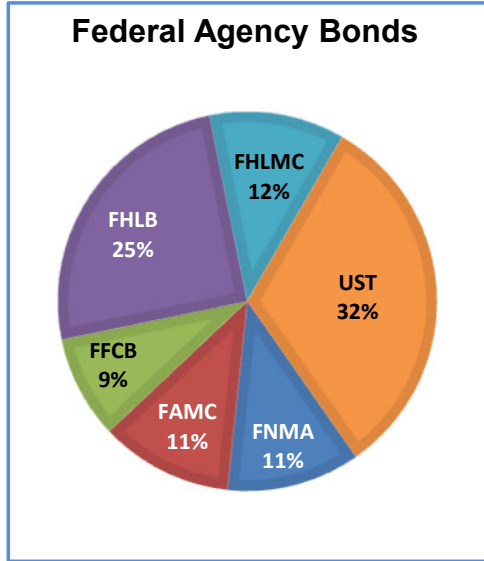
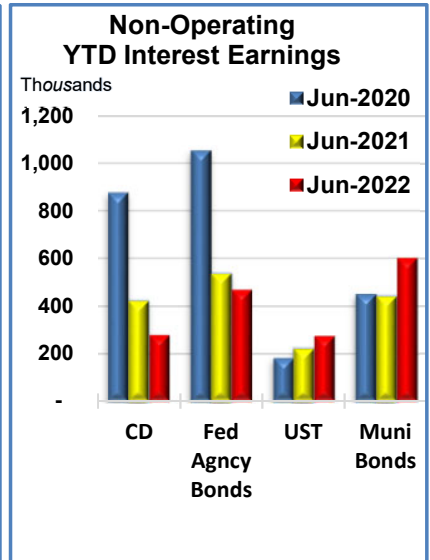
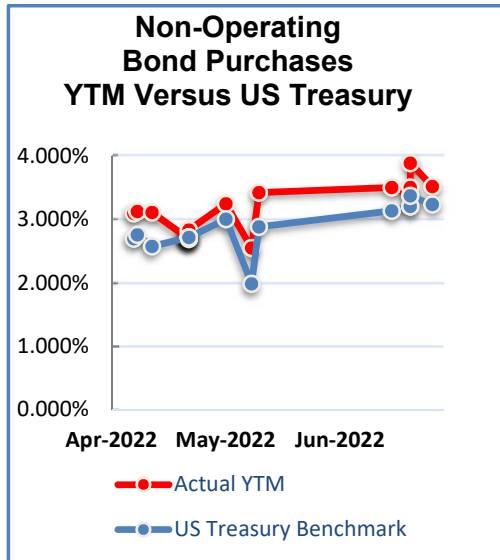
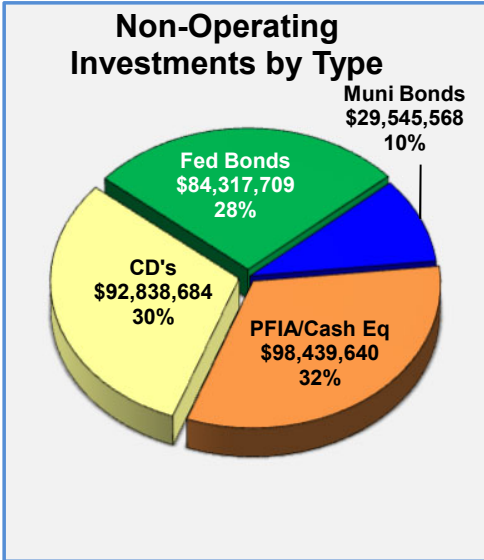
Notes

- * Interest is recorded in Fund 0001 General Fund
- ** Interest is recorded in Fund 5601 Insurance Claim
- *** Interest is re-allocated to deferred revenue



Collin County, Texas
QUARTERLY INVESTMENT REPORT
 Quarter Ending June 30, 2022

NON-OPERATING GROUP





Collin County, Texas
QUARTERLY INVESTMENT REPORT
 Quarter Ending June 30, 2022

**NON-OPERATING
 Investment Details**

NON-OPERATING GROUP	Yield to Maturity (YTM)	Beginning Book Value 03/31/2022	Increases	Decreases	Interest Earned QTD	Ending Book Value 06/30/2022	Beginning Market Value 03/31/2022	Ending Market Value 06/30/2022	Accrued Interest	Maturity Date
PfIA Investment Pools										
Texas RANGE DL	0.6600%	733,632	-	-	1,210	734,842	733,632	734,842	-	N/A
		733,632	-	-	1,210	734,842	733,632	734,842	-	
Cash Equivalent Investments										
American National Bank										
Custody Cash Holdings	0.7167%	78,302,772	12,765,939	(12,272,194)	103,233	78,899,750	78,302,772	78,899,750	59,556	N/A
Seacap Cash Holdings	0.6967%	5,134,079	233,203	(3,816,806)	4,795	1,555,271	5,134,079	1,555,271	2,066	N/A
Farmers Bank & Trust IntraFi Network Deposits (Formerly ICS)	1.2667%	17,220,191	-	-	29,586	17,249,777	17,220,191	17,249,777	-	N/A
		100,657,042	12,999,142	(16,089,000)	137,614	97,704,798	100,657,042	97,704,798	61,622	
Certificates of Deposit										
American National Bank										
CD #9684101-MATURED	0.1500%	10,012,500		(10,015,340)	2,840	-	10,012,500	-	-	05/28/2022
CD #9684119 (ARPA)	0.2300%	10,019,173			5,809	10,024,982	10,019,173	10,024,982	-	08/28/2022
CD #9684127 (ARPA)	0.3100%	10,025,849			7,836	10,033,685	10,025,849	10,033,685	-	11/28/2022
CD #9684135 (ARPA)	0.3300%	10,027,519			8,343	10,035,862	10,027,519	10,035,862	-	02/28/2023
CD #9684143 (ARPA)	0.3600%	10,030,024			9,104	10,039,128	10,030,024	10,039,128	-	05/28/2023
CD #9687765	0.6500%	2,500,000	499		3,599	2,504,098	2,500,000	2,504,098	-	06/15/2023
CD #9687740	0.7500%	2,500,000	576		4,153	2,504,729	2,500,000	2,504,729	-	09/15/2023
CD #9687781	0.8500%	2,500,000	653		4,707	2,505,360	2,500,000	2,505,360	-	12/15/2023
CD #9687757	0.9500%	2,500,000	729		5,262	2,505,991	2,500,000	2,505,991	-	03/15/2024
		60,115,065	2,457	(10,015,340)	51,653	50,153,835	60,115,065	50,153,835	-	
Farmer's Bank & Trust										
CD #7004425-MATURED	0.4000%	2,515,084		(2,515,856)	772	-	2,515,084	-	-	04/25/2022
CD #7004426-MATURED	0.4000%	2,515,084		(2,516,683)	1,599	-	2,515,084	-	-	05/25/2022
CD #7004200-MATURED	1.2600%	2,556,946		(2,563,255)	6,309	-	2,556,946	-	-	06/08/2022
CD #7004268	0.7500%	2,532,823		(1,772)	4,948	2,535,999	2,532,823	2,535,999	1,772	07/01/2022
CD #7004427	0.4000%	2,515,084			2,537	2,517,621	2,515,084	2,517,621	-	08/25/2022
CD #7004481	0.4500%	2,515,952			2,855	2,518,807	2,515,952	2,518,807	-	10/28/2022
CD #7004774	0.3500%	2,508,692			2,214	2,510,906	2,508,692	2,510,906	-	11/30/2022
CD #7004775	0.3500%	2,508,692			2,214	2,510,906	2,508,692	2,510,906	-	12/31/2022
CD #7004776	0.3500%	2,508,692			2,214	2,510,906	2,508,692	2,510,906	-	01/31/2023
CD #7004777	0.4000%	2,509,936			2,531	2,512,467	2,509,936	2,512,467	-	02/28/2023
CD #7050243	1.0000%	-	2,500,000		4,180	2,504,180	-	2,504,180	-	06/29/2023
CD #7050244	1.0000%	-	2,500,000		4,180	2,504,180	-	2,504,180	-	07/29/2023
CD #7050245	1.1000%	-	2,500,000		4,598	2,504,598	-	2,504,598	-	09/29/2023
CD #7050246	1.2500%	-	2,500,000		5,225	2,505,225	-	2,505,225	-	10/29/2023
CD #7050249	1.3500%	-	2,500,000		5,644	2,505,644	-	2,505,644	-	12/29/2023
CD #7050250	1.5000%	-	2,500,000		6,271	2,506,271	-	2,506,271	-	01/29/2024
CD #7050251	1.6500%	-	2,500,000		6,899	2,506,899	-	2,506,899	-	03/29/2024
		25,186,985	17,500,000	(7,597,566)	65,190	35,154,609	25,186,985	35,154,609	1,772	
Prosperity Bank										
CD #434000040	0.5000%	2,518,756			3,176	2,521,932	2,518,756	2,521,932	-	09/29/2022
CD #434000150	0.2000%	2,502,906			1,248	2,504,154	2,502,906	2,504,154	-	03/31/2023
CD #434000151	0.2000%	2,502,906			1,248	2,504,154	2,502,906	2,504,154	-	04/30/2023
		7,524,568	-	-	5,672	7,530,240	7,524,568	7,530,240	-	
Total Certificates of Deposit		92,826,618	17,502,457	(17,612,906)	122,515	92,838,684	92,826,618	92,838,684	1,772	



Collin County, Texas
 QUARTERLY INVESTMENT REPORT
 Quarter Ending June 30, 2022

NON-OPERATING
 Investment Details

NON-OPERATING GROUP	Security Name	Rating	Yield to Call (YTC)	Yield to Maturity (YTM)	Beginning Book Value 03/31/2022	Increases	Decreases	Interest Earned QTD	Amortization/ Accretion	Ending Book Value 06/30/2022	Beginning Market Value 03/31/2022	Unrealized Gain / (Loss) Market Adj	Ending Market Value 06/30/2022	Accrued Interest	Maturity / Call Date	Callable
Federal/Agency Bonds																
American National Bank																
CUSIP #3132X0Y88-MATURED	Farmer Mac	NR		3.0050%	2,422,796	-	(2,428,446)	5,446	204	-	2,426,929	-	-	-	04/29/2022	N
CUSIP #3133EME24	Fed Farm Cr Bank	AA+	0.0950%	0.0950%	39,993	-	(7)	7	3	39,996	39,677	(374)	39,622	2	07/05/2022	Y
CUSIP #3133ELT95	Fed Farm Cr Bank	AA+		0.1610%	2,370,262	-	(1,185)	1,185	(231)	2,370,031	2,364,924	(1,038)	2,368,993	2,212	07/13/2022	N
CUSIP #3130AKU61	Fed Home Ln Bank	AA+	0.3400%	0.3000%	2,500,000	-	(3,125)	3,125	-	2,500,000	2,352,595	(182,648)	2,317,352	5,347	07/27/2022	Y
CUSIP #3130APK20	Fed Home Ln Bank	AA+	1.9344%	0.9350%	1,290,924	-	(2,113)	2,113	912	1,291,836	1,246,096	(56,456)	1,235,380	1,502	07/27/2022	Y
CUSIP #3133EMPR7	Fed Farm Cr Bank	AA+		0.1000%	2,499,855	-	(625)	625	108	2,499,963	2,493,268	(3,462)	2,496,501	1,035	08/02/2022	N
CUSIP #3134GXLG7	Fed Home Ln Mtg Corp	Aaa	0.4969%	0.2000%	2,494,594	-	(1,250)	1,250	733	2,495,327	2,417,052	(102,000)	2,393,327	2,028	08/05/2022	Y
CUSIP #3130ANGJ3	Fed Home Ln Bank	AA+	0.3000%	1.1150%	2,500,000	-	(1,875)	1,875	-	2,500,000	2,407,674	(157,228)	2,342,772	2,750	08/19/2022	Y
CUSIP #3130ANFM7	Fed Home Ln Bank	AA+	0.6001%	1.1300%	2,500,000	-	(3,750)	3,750	-	2,500,000	2,370,571	(163,400)	2,336,600	5,500	08/19/2022	Y
CUSIP #3136G4S87	Fannie Mae	AA+	0.6500%	0.6500%	2,500,000	-	(4,063)	4,063	-	2,500,000	2,342,389	(178,223)	2,321,777	5,597	08/27/2022	Y
CUSIP #3134GXDSO	Fed Home Ln Mtg Corp	Aaa	0.3200%	0.3200%	2,500,000	-	(2,000)	2,000	-	2,500,000	2,433,681	(90,132)	2,409,868	667	09/01/2022	Y
CUSIP #3130AMTB8	Fed Home Ln Bank	AA+	0.6250%	1.0190%	2,500,000	-	(4,089)	4,089	-	2,500,000	2,361,975	(172,157)	2,327,843	1,094	09/10/2022	Y
CUSIP #3134GXC88	Fed Home Ln Mtg Corp	Aaa	0.2079%	0.2500%	2,500,647	-	(1,563)	1,563	(143)	2,500,504	2,450,683	(58,790)	2,441,714	729	09/11/2022	Y
CUSIP #3130ALKS2	Fed Home Ln Bank	AA+	0.4433%	0.3750%	2,498,615	-	(2,344)	2,344	177	2,498,792	2,408,618	(109,721)	2,389,071	2,760	09/15/2022	Y
CUSIP #3132X0XS5	Farmer Mac	NR		2.0000%	2,500,000	-	(12,500)	12,500	-	2,500,000	2,511,021	858	2,500,858	13,056	09/27/2022	N
CUSIP #3130ARDK4	Fed Home Ln Bank	AA+	2.5500%	2.5500%	2,500,000	-	(15,938)	15,938	-	2,500,000	2,471,635	(65,764)	2,434,236	16,292	09/29/2022	Y
CUSIP #3135G05R0	Fannie Mae	AA+	0.2397%	0.3000%	2,501,196	-	(1,875)	1,875	(220)	2,500,976	2,442,094	(66,996)	2,433,980	2,938	11/10/2022	Y
CUSIP #313383QR5	Fed Home Ln Bank	AA+		3.2500%	2,071,807	-	(16,250)	16,250	(15,100)	2,056,707	2,029,274	(50,691)	2,006,016	3,972	06/09/2023	N
CUSIP #3135G05G4	Fannie Mae	AA+		0.2500%	2,501,258	-	(1,563)	1,563	(247)	2,501,011	2,446,159	(67,212)	2,433,799	2,969	07/10/2023	N
CUSIP #3134G42H0	Fed Home Ln Mtg Corp	Aaa		1.7010%	2,511,329	-	(12,500)	12,500	(1,834)	2,509,495	2,502,917	(38,459)	2,471,036	10,278	10/17/2023	N
CUSIP #3133ENUN8	Fed Farm Cr Bank	AA+		2.6946%	-	2,500,000	(23,942)	11,692	1,181	2,488,931	-	(11,112)	2,477,819	12,369	04/18/2024	N
CUSIP #3133X8L34	Fed Home Ln Bank	AA+		0.9410%	1,327,504	-	(16,095)	16,095	(13,070)	1,314,434	1,282,686	(55,435)	1,258,999	20,029	09/09/2024	N
CUSIP #3135G0W66	Fannie Mae	AA+		0.9390%	2,542,852	-	(10,156)	10,156	(4,220)	2,538,632	2,451,752	(113,734)	2,424,898	8,576	10/15/2024	N
CUSIP #3130A3GE8	Fed Home Ln Bank	AA+		1.0140%	2,615,127	-	(17,188)	17,188	(10,660)	2,604,467	2,521,526	(119,886)	2,484,581	3,438	12/13/2024	N
CUSIP #31422BRT9	Farmer Mac	NR		1.5340%	2,514,260	-	(10,938)	10,938	(1,294)	2,512,966	2,455,129	(87,981)	2,424,985	21,632	01/03/2025	N
CUSIP #31422BU73	Farmer Mac	NR		0.4300%	5,000,000	-	(5,375)	5,375	-	5,000,000	4,662,875	(386,124)	4,603,876	6,331	09/15/2025	N
					59,703,019	2,500,000	(2,600,755)	165,505	(43,701)	59,724,068	57,893,200	(2,348,165)	57,375,903	153,103		
Unites States Treasuries																
American National Bank																
CUSIP #912828WZ9-MATURED	US Treasury	NR		2.7030%	2,498,210	-	(2,503,505)	3,505	1,790	-	2,503,020	-	-	-	04/30/2022	N
CUSIP #912828XR6 #1-MATURED	US Treasury	NR		2.7090%	2,496,280	-	(2,507,212)	7,212	3,720	-	2,505,550	-	-	-	05/31/2022	N
CUSIP #912828XR6 #2-MATURED	US Treasury	NR		2.8980%	2,495,556	-	(2,507,212)	7,212	4,444	-	2,505,550	-	-	-	05/31/2022	N
CUSIP #912828XW5-MATURED	US Treasury	NR		2.7130%	2,494,401	-	(2,510,877)	10,877	5,599	-	2,507,423	-	-	-	06/30/2022	N
CUSIP #91282CAX9	US Treasury	NR		0.1250%	2,499,854	-	(780)	780	55	2,499,909	2,480,665	(22,664)	2,477,245	265	11/30/2022	N
CUSIP #91282CBD2	US Treasury	NR		0.1120%	2,500,235	-	(785)	785	(78)	2,500,157	2,475,978	(29,649)	2,470,508	8	12/31/2022	N
CUSIP #91282CBG5	US Treasury	NR		0.1250%	2,499,531	-	(786)	786	140	2,499,671	2,470,703	(35,218)	2,464,453	1,304	01/31/2023	N
CUSIP #912828Q29	US Treasury	NR		2.6440%	2,473,475	-	(9,324)	9,324	6,631	2,480,106	2,494,825	(4,326)	2,475,780	9,426	03/31/2023	N
CUSIP #912828R28	US Treasury	NR		1.6250%	2,539,025	-	(10,099)	10,099	(9,013)	2,530,012	2,495,995	(55,499)	2,474,513	6,844	04/30/2023	N
CUSIP #912828S29	US Treasury	NR		2.5000%	2,600,658	-	(15,711)	15,711	(13,671)	2,586,987	2,509,863	(104,077)	2,482,910	26,070	01/31/2024	N
CUSIP #912828XT2	US Treasury	NR		2.7096%	-	2,500,000	(45,717)	9,592	3,284	2,467,159	-	(10,324)	2,456,835	4,235	05/31/2024	N
CUSIP #9128286Z8	US Treasury	NR		2.7388%	-	2,500,000	(60,704)	8,458	4,572	2,452,326	-	(10,138)	2,442,188	119	06/30/2024	N
CUSIP #91282CCL3	US Treasury	NR		2.7882%	-	2,500,000	(131,501)	1,813	11,139	2,381,451	-	(8,251)	2,373,200	4,325	07/15/2024	N
CUSIP #912828YE4	US Treasury	NR		2.8373%	-	2,500,000	(95,788)	5,944	7,296	2,417,452	-	(7,048)	2,410,404	10,445	08/31/2024	N
CUSIP #912828YV6	US Treasury	NR		0.9760%	2,534,348	-	(9,358)	9,358	(3,209)	2,531,139	2,437,598	(117,369)	2,413,770	3,176	11/30/2024	N
					27,631,573	10,000,000	(10,409,359)	101,456	22,699	27,346,369	27,387,170	(404,563)	26,941,806	66,217		
Total Federal/Agency Bonds					87,334,592	12,500,000	(13,010,114)	266,961	(21,002)	87,070,437	85,280,370	(2,752,728)	84,317,709	219,320		



Collin County, Texas
 QUARTERLY INVESTMENT REPORT
 Quarter Ending June 30, 2022

**NON-OPERATING
 Investment Details**

NON-OPERATING GROUP	Security Name	Rating	Yield to Call (YTC)	Yield to Maturity (YTM)	Beginning Book Value 03/31/2022	Increases	Decreases	Interest Earned QTD	Amortization/ Accretion	Ending Book Value 06/30/2022	Beginning Market Value 03/31/2022	Unrealized Gain / (Loss) Market Adj	Ending Market Value 06/30/2022	Accrued Interest	Maturity / Call Date	Callable
Municipal Bonds																
American National Bank																
	CUSIP #88213AHJ7-MATURED	TX-A & M Univ Revs	AAA	1.9200%	100,067	-	(100,303)	303	(67)	-	100,210	-	-	-	05/15/2022	N
	CUSIP #218054AK0	FL-Coral Springs Spl Oblig	AAA	1.5200%	256,685	-	(1,344)	1,344	(378)	256,307	237,825	(19,757)	236,550	1,792	07/05/2022	Y
	CUSIP #678519RQ4	OK-Oklahoma City GO Ltd	AAA	2.6900%	300,367	-	(2,250)	2,250	(220)	300,147	302,460	336	300,483	3,000	09/01/2022	N
	CUSIP #4095585E9	VA-Hampton	AA+	2.0300%	176,385	-	(1,750)	1,750	(831)	175,554	177,102	25	175,579	2,333	09/01/2022	N
	CUSIP #235416700	TX-Dallas Wtrwks & Swr Sys	AAA	2.0600%	737,031	-	(4,842)	4,842	(1,015)	736,016	740,535	447	736,463	4,842	10/01/2022	N
	CUSIP #914713N32 #1	NC-Univ at Chapel Hill	AAA	2.5680%	642,671	-	(3,222)	3,222	873	643,544	647,081	165	643,709	1,074	12/01/2022	N
	CUSIP #914713N32 #2	NC-Univ at Chapel Hill	AAA	1.8800%	25,019	-	(125)	125	(7)	25,012	25,191	6	25,018	42	12/01/2022	N
	CUSIP #796237U29	TX-San Antonio	AAA	2.4100%	1,003,611	-	(7,168)	7,168	(1,084)	1,002,527	1,009,160	(827)	1,001,700	11,946	02/01/2023	N
	CUSIP #73723RSP9	VA-Portsmouth	AA	1.7540%	505,375	-	(3,861)	3,861	(1,613)	503,762	505,605	(4,147)	499,615	6,435	02/01/2023	N
	CUSIP #1845403S9 #1	TX-Clear Creek ISD	AAA	2.8580%	477,273	-	(4,097)	4,097	(651)	476,622	479,989	(216)	476,406	6,191	02/15/2023	N
	CUSIP #597851T38	TX-Midlothian ISD	AAA	2.6500%	206,628	-	(2,500)	2,500	(885)	205,743	205,522	(3,279)	202,464	3,778	02/15/2023	Y
	CUSIP #1845403S9 #2	TX-Clear Creek ISD	AAA	2.1500%	202,169	-	(1,725)	1,725	(622)	201,547	203,320	(91)	201,456	2,607	02/15/2023	N
	CUSIP #604115AW5	MN-Pub Facs Auth St	AAA	2.2500%	193,743	-	(2,138)	2,138	(1,021)	192,722	194,585	(883)	191,839	2,850	03/01/2023	N
	CUSIP #586145F58	TN-Memphis	AA	3.1500%	248,960	-	(1,686)	1,686	260	249,220	252,230	(87)	249,133	1,686	04/01/2023	N
	CUSIP #7700773U7	VA-Roanoke	AA+	3.0000%	202,299	-	(1,500)	1,500	(575)	201,724	202,298	(1,692)	200,032	1,500	04/01/2023	N
	CUSIP #751091QR3	NC-Raleigh GO Housing	AAA	2.0000%	505,581	-	(3,750)	3,750	(1,196)	504,385	504,755	(5,090)	499,295	1,250	06/01/2023	N
	CUSIP #401784WZ2	NC-Guilford Cnty BAB	AAA	2.7200%	205,172	-	(2,396)	2,396	(970)	204,202	207,288	(144)	204,058	3,993	08/01/2023	N
	CUSIP #537071VV1	TX-Little Cypress Mauriceville	AAA	0.3000%	244,358	-	(2,875)	2,875	(2,692)	241,666	238,547	(7,121)	234,545	4,792	08/01/2023	N
	CUSIP #052403GY2	TX-Austin Cmnty College	AA+	2.5574%	-	797,707.50	(5,597)	5,597	(2,671)	795,037	-	(4,397)	790,640	16,146	08/01/2023	N
	CUSIP #052397GX8	TX-Austin ISD	AAA	1.8310%	503,513	-	(2,935)	2,935	(620)	502,893	502,225	(6,493)	496,400	3,913	09/01/2023	N
	CUSIP #1610692P3	VA-Charlottesville	Aaa	0.2500%	232,500	-	(575)	575	(429)	232,071	226,405	(7,566)	224,505	677	09/15/2023	N
	CUSIP #7342606U1	TX-Port Houston Auth	Aaa	0.2650%	1,029,654	-	(5,625)	5,625	(4,942)	1,024,712	1,001,290	(35,142)	989,570	5,625	10/01/2023	N
	CUSIP #160429YA8	SC-Charleston Wtrwks & Swr	AAA	3.5101%	-	100,000.00	(4,179)	30	112	95,963	-	538	96,501	361	01/01/2024	N
	CUSIP #549188S50	TX-Lubbock	AA+	1.8230%	1,000,000	-	(4,558)	4,558	-	1,000,000	990,590	(21,130)	978,870	6,887	02/15/2024	N
	CUSIP #492062HK3	TX-Kerens ISD	AAA	0.6200%	151,376	-	(1,750)	1,750	(1,519)	149,857	149,857	(5,954)	143,903	2,644	02/15/2024	N
	CUSIP #486063G53	TX-Katy ISD	AA	3.3853%	-	215,000.00	(1,503)	179	22	213,698	-	498	214,196	2,437	02/15/2024	N
	CUSIP #88213AKB0	TX-A & M Univ Revs	AAA	2.2000%	1,006,976	-	(6,373)	6,373	(822)	1,006,154	999,880	(17,584)	988,570	3,257	05/15/2024	N
	CUSIP #88213AEK7	TX-A & M Univ Revs	AAA	1.6400%	254,724	-	(1,604)	1,604	(556)	254,168	250,055	(6,948)	247,220	820	05/15/2024	N
	CUSIP #238388TP7	IA-Davenport Go Taxable	AA	0.4500%	226,784	-	(1,613)	1,613	(1,360)	225,424	216,479	(11,856)	213,568	538	06/01/2024	N
	CUSIP #234554KL6	IA-Dallas Center Grimes	Aa2	0.5000%	1,010,736	-	(2,500)	2,500	(1,239)	1,009,497	968,690	(52,757)	956,740	833	06/01/2024	N
	CUSIP #586145WG5	TN-Memphis	AA	2.2500%	370,807	-	(4,424)	4,424	(2,312)	368,495	367,476	(8,355)	360,140	8,848	07/01/2024	N
	CUSIP #798781XW5	TX-San Marcos Cons ISD	AAA	1.8000%	524,447	-	(5,000)	5,000	(2,619)	521,828	515,845	(15,463)	506,365	8,333	08/01/2024	N
	CUSIP #537071VW9	TX-Little Cypress Mauriceville	AAA	0.5000%	270,502	-	(3,063)	3,063	(2,732)	267,770	258,654	(14,440)	253,330	5,104	08/01/2024	N
	CUSIP #447819EA7	TX-Hurst Euleus Bedford ISD	AAA	2.0280%	256,128	-	(1,878)	1,878	(646)	255,482	253,010	(6,692)	248,790	2,838	08/15/2024	N
	CUSIP #84055QGB0	TX-South Texas Comm College	AA	3.5101%	-	973,869.75	(1,313)	1,313	(373)	973,497	-	3,718	977,215	17,850	08/15/2024	N
	CUSIP #1610692Q1	VA-Charlottesville	AAA	0.4000%	228,284	-	(563)	563	(334)	227,950	216,891	(13,772)	214,178	663	09/15/2024	N
	CUSIP #41440185L1	TX-Harris County	Aaa	0.5000%	480,145	-	(3,612)	3,612	(3,014)	477,131	455,342	(27,941)	449,190	3,612	10/01/2024	N
	CUSIP #094808CE0	MN-Bloomington Port Auth	AAA	0.6000%	349,853	-	(2,269)	2,269	(1,752)	348,101	330,518	(22,744)	325,357	3,781	02/01/2025	N
	CUSIP #751100MG0	NC-Raleigh Comb Revenue	AAA	1.3850%	663,874	-	(3,486)	3,486	(1,189)	662,685	640,218	(30,553)	632,132	4,648	03/01/2025	N
	CUSIP #717096AW1	TX-Pflugerville ISD	AAA	0.8560%	167,537	-	(1,875)	1,875	(1,526)	166,011	160,103	(9,913)	156,098	2,833	05/15/2025	N
	CUSIP #88213AHM0	TX-A & M Univ Revs	Aaa	0.7270%	1,070,779	-	(7,578)	7,578	(5,667)	1,065,112	1,008,190	(72,462)	992,650	3,873	05/15/2025	N
	CUSIP #88213ARN7	TX-A&M Univ Revs	AAA	3.1148%	-	65,000.00	(4,357)	127	300	61,070	-	(314)	60,756	74	05/15/2025	N
	CUSIP #586145WH3	TN-Memphis	Aa2	1.1500%	847,390	-	(9,855)	9,855	(7,492)	839,898	804,338	(56,035)	783,863	19,710	07/01/2025	N
	CUSIP #798781XX3	TX-San Marcos Cons ISD	Aa2	0.7860%	535,631	-	(3,704)	3,704	(2,672)	532,959	503,150	(39,949)	493,010	6,173	08/01/2025	N
	CUSIP #537071VX7	TX-Little Cypress Mauriceville	AAA	0.8000%	295,752	-	(3,250)	3,250	(2,681)	293,071	278,606	(21,160)	271,911	5,417	08/01/2025	N
	CUSIP #815853TA4	TX-Seguin ISD	Aaa	0.6300%	1,111,763	-	(10,000)	10,000	(8,286)	1,103,477	1,043,580	(86,807)	1,016,670	15,111	08/15/2025	N
	CUSIP #1610692R9	VA-Charlottesville	AAA	0.5500%	228,447	-	(563)	563	(249)	228,198	213,721	(19,357)	208,841	663	09/15/2025	N
	CUSIP #357415SL3	NE-Fremont Combined Util	AA-	1.0000%	502,145	-	(2,425)	2,425	(1,183)	500,962	473,287	(34,664)	466,298	1,239	11/15/2025	N
	CUSIP #364496PQ6	TX-Galveston ISD	Aa2	0.9710%	575,339	-	(6,250)	6,250	(4,913)	570,426	541,820	(43,071)	527,355	10,417	02/01/2026	N
	CUSIP #876162HX9	TX-Tarkington ISD	AAA	0.6900%	360,000	-	(621)	621	-	360,000	332,510	(33,642)	326,358	938	02/15/2026	N



Collin County, Texas
 QUARTERLY INVESTMENT REPORT
 Quarter Ending June 30, 2022

**NON-OPERATING
 Investment Details**

NON-OPERATING GROUP	Security Name	Rating	Yield to Call	Yield to Maturity	Beginning Book Value	Increases	Decreases	Interest Earned	Amortization/ Accretion	Ending Book Value	Beginning Market Value	Unrealized Gain / (Loss)	Ending Market Value	Accrued Interest	Maturity / Call Date	Callable
			(YTC)	(YTM)	03/31/2022			QTD	06/30/2022	03/31/2022	Market Adj	06/30/2022				
CUSIP #0418265P9	TX-Arlington ISD	AAA	1.0000%		143,855	-	(1,563)	1,563	(1,217)	142,638	135,535	(10,748)	131,890	2,361	02/15/2026	N
CUSIP #006644S66	TX-Addison Taxable	AAA	0.8200%		352,386	-	(875)	875	(154)	352,232	328,440	(28,401)	323,831	1,322	02/15/2026	N
CUSIP #492062HM9	TX-Kerens ISD	AAA	1.0900%		292,587	-	(3,188)	3,188	(2,427)	290,160	275,517	(21,992)	268,168	4,817	02/15/2026	N
CUSIP #564386RV4	TX-Mansfield ISD	Aaa	2.1800%		99,368	-	(1,125)	1,125	(605)	98,763	97,550	(3,646)	95,117	1,700	02/15/2026	N
CUSIP #770078CS0	VA-Roanoke	AA+	0.9000%		1,065,758	-	(7,388)	7,388	(5,047)	1,060,711	991,471	(87,767)	972,944	7,388	04/01/2026	N
CUSIP #127145LG3	UT-Cache Cnty Sch Dist	Aaa	0.8500%		1,084,419	-	(7,500)	7,500	(5,018)	1,079,401	1,016,330	(83,981)	995,420	1,333	06/15/2026	N
CUSIP #0882812M1	TX-Bexar Cnty Taxable	AAA	1.3250%		500,000	-	(1,656)	1,656	-	500,000	470,670	(36,565)	463,435	294	06/15/2026	N
CUSIP #534239FX1	NE-Lincoln Taxable Ltd	AAA	1.4600%		186,139	-	(1,313)	1,313	(649)	185,490	176,309	(12,819)	172,671	2,421	07/15/2026	N
CUSIP #537071VY5	TX-Little Cypress Mauriceville	AAA	1.0000%		327,224	-	(3,500)	3,500	(2,724)	324,500	304,730	(28,756)	295,744	5,833	08/01/2026	N
CUSIP #052403JE3	TX-Austin Cmnty College	AA+	1.0120%		934,507	-	(10,000)	10,000	(7,760)	926,747	870,656	(80,523)	846,224	16,667	08/01/2026	N
CUSIP #590760ST2	TX-Mesquite ISD	AAA	0.9370%		175,000	-	(410)	410	-	175,000	162,257	(16,464)	158,536	619	08/15/2026	N
CUSIP #967120J56	TX-Wichita Falls	AA	1.1090%		85,000	-	(236)	236	-	85,000	78,987	(7,424)	77,576	314	09/01/2026	N
CUSIP #052397XL5	TX-Austin Taxable Pub	AAA	0.9000%		926,945	-	(6,375)	6,375	(4,355)	922,590	861,594	(89,250)	833,340	8,500	09/01/2026	N
CUSIP #876448DY4	TX-Tarrant Regl Wtr Dist	AAA	1.4100%		427,628	-	(825)	825	700	428,328	404,096	(34,018)	394,310	1,100	09/01/2026	N
CUSIP #23542JQQ1	TX-Dallas Wtrwks & Swr Sys	AAA	1.0000%		253,796	-	(842)	842	(211)	253,585	235,443	(24,082)	229,503	842	10/01/2026	N
CUSIP #759136VD3	CO-Regl Transprtn Dis	AA+	3.1001%		-	275,000.00	(26,159)	578	1,307	250,726	-	(5,352)	245,374	413	11/01/2026	N
CUSIP #914713N73	NC-Univ at Chapel Hill	AAA	3.4302%		-	240,000.00	(9,896)	843	276	231,223	-	(161)	231,062	506	12/01/2026	N
CUSIP #44236PLR7	TX-Houston Cmnty College	AA+	3.1301%		-	260,049.60	(2,767)	2,767	(953)	259,097	-	(4,524)	254,573	4,533	02/15/2027	N
CUSIP #487694UB5	TX-Keller ISD	AAA	3.8937%		-	219,783.90	(292)	292	(58)	219,726	-	4,037	223,763	3,967	02/15/2027	N
CUSIP #349461BW2	TX-Forth Worth ISD	AAA	3.5262%		-	254,988.00	(133)	133	(36)	254,952	-	1,306	256,258	4,533	02/15/2027	N
CUSIP #876443RG9	TX-Tarrant Regl Wtr Dist	AAA	3.2502%		-	415,000.00	(26,163)	1,292	844	390,973	-	(4,679)	386,294	2,628	03/01/2027	N
					27,343,092	3,816,399	(374,636)	205,428	(104,145)	30,886,139	26,342,629	(1,340,571)	29,545,568	298,465		
TOTAL NON-OPERATING INVESTMENTS					308,894,976	46,817,998	(47,086,656)	733,728	(125,147)	309,234,900	305,840,291	(4,093,299)	305,141,601	581,179		



Collin County, Texas
QUARTERLY INVESTMENT REPORT
 Quarter Ending June 30, 2022

NON-OPERATING
Schedule of Investments by Fund

Fund Number (MUNIS)	Fund Name	Book Value 06/30/2022	Interest Earned YTD	% of Total Invested
<u>General Funds</u>				
0001	General	206,488,156	925,810	67.6696%
0499	Permanent Improvements	8,934,769	41,597	2.9281%
		215,422,925	967,407	70.5977%
<u>Special Revenue Funds</u>				
1010	Road and Bridge	47,727,907	222,204	15.6412%
		47,727,907	222,204	15.6412%
<u>Grant Funds</u>				
2132	ARPA	40,318,202	227,336 ***	13.2129%
		40,318,202	227,336	13.2129%
<u>Debt Service Funds</u>				
3001	Debt Service Fund	1,672,567	7,787	0.5481%
		1,672,567	7,787	0.5481%
	SubTotal Non-Operating Investments	305,141,601	1,424,734	100.0000%
<u>Market Adjustment *</u>				
	Federal Agency Bonds	(2,752,728)		
	Municipal Bonds	(1,340,571)		
		(4,093,299)		

Market Adjustments are calculated using Market Values as shown on ANB Statements

Total Book Value as of 06/30/2022	309,234,900
--	--------------------

<u>Fiduciary-Agency-Custodial Funds</u>				
7031	County Clerk - Trust	2,778,446		
7036	District Clerk - Trust	2,180,714		
7080	Tax Assessor/Collector	4,530,374		
		9,489,534		
	Total Consolidated Book Value (Excluding Market Adjustment)	318,724,434		

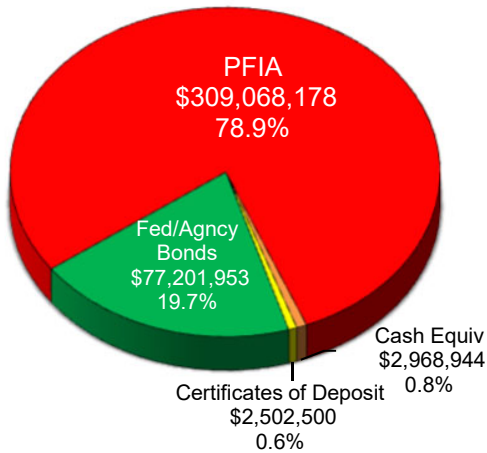
Notes
 *** Interest is re-allocated to deferred revenue



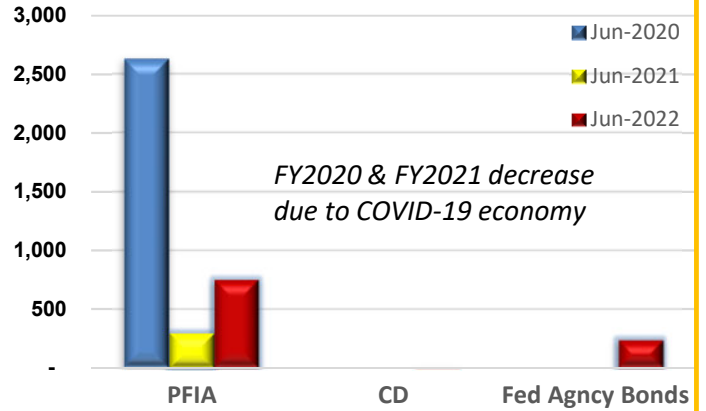
Collin County, Texas
 QUARTERLY INVESTMENT REPORT
 Quarter Ending June 30, 2022

CAPITAL PROJECTS GROUP

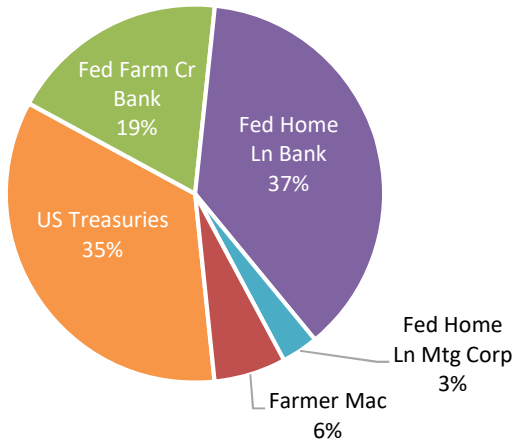
Capital Projects Investments by SecurityType



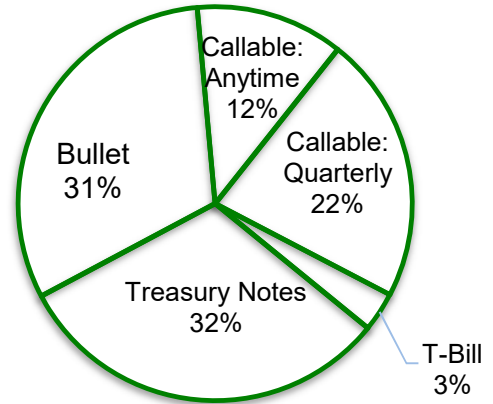
Capital Projects YTD Interest Earnings



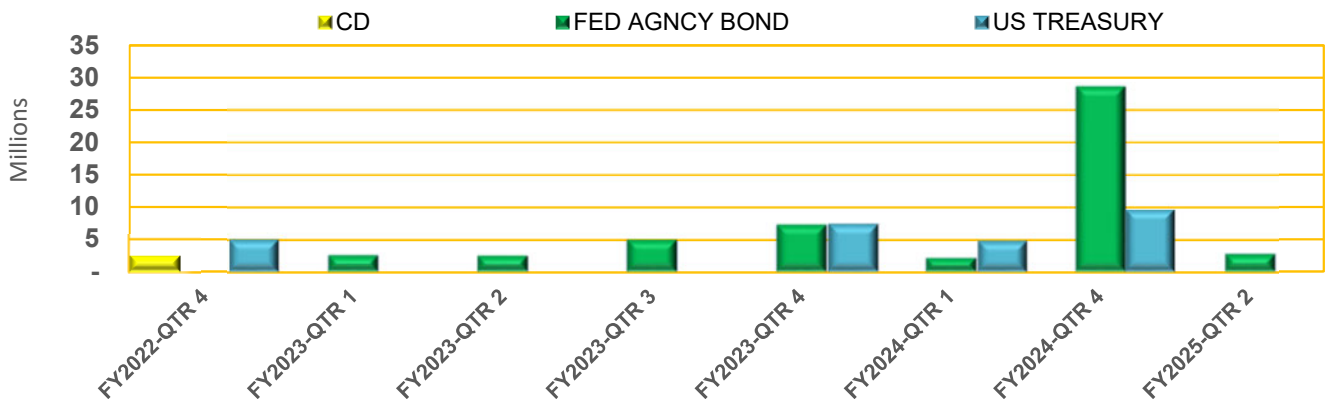
Federal Agency Bonds Breakdown by Issuer



Federal Agency Bonds Breakdown by Type



Capital Projects Certificates of Deposit, Federal Agencies & US Treasuries Maturity Distribution Schedule





Collin County, Texas
 QUARTERLY INVESTMENT REPORT
 Quarter Ending June 30, 2022

CAPITAL PROJECTS
Investment Details

CAPITAL PROJECTS GROUP	Security Name	Rating	Yield to Call (YTC)	Yield to Maturity (YTM)	Beginning Book Value 03/31/2022	Increases	Decreases	Interest Earned QTD	Amortization/ Accretion	Ending Book Value 06/30/2022	Beginning Market Value 03/31/2022	Unrealized Gain / (Loss) Market Adj	Ending Market Value 06/30/2022	Accrued Interest	Maturity / Call Date	Callable
PFIA Investment Pools																
	TexPool			0.6428%	1,001,015	-	-	1,604	-	1,002,619	1,001,015	-	1,002,619	-	N/A	N/A
	TexSTAR			0.6511%	1,000,713	-	-	1,625	-	1,002,338	1,000,713	-	1,002,338	-	N/A	N/A
	Texas CLASS			0.9725%	120,520,431	17,920,652	(11,870,000)	269,646	-	126,840,729	120,520,431	-	126,840,729	-	N/A	N/A
	LOGIC			0.8035%	104,866,939	12,396,959	-	231,278	-	117,495,176	104,866,939	-	117,495,176	-	N/A	N/A
	Texas RANGE DL			0.6600%	10,553	-	-	18	-	10,571	10,553	-	10,571	-	N/A	N/A
	Texas FIT			0.5700%	96,952,684	17,000	(34,346,611)	93,672	-	62,716,745	96,952,684	-	62,716,745	-	N/A	N/A
					324,352,335	30,334,611	(46,216,611)	597,843	-	309,068,178	324,352,335	-	309,068,178	-		
Cash Equivalent Investments																
	American National Bank															
	Custody Cash Holdings			0.7167%	407,621	2,561,040	(1,804)	2,087	-	2,968,944	407,621	-	2,968,944	1,845	N/A	N/A
					407,621	2,561,040	(1,804)	2,087	-	2,968,944	407,621	-	2,968,944	1,845		
Certificates of Deposit																
	East West Bank															
	CD #172812404-MATURED			0.1200%	2,501,751	-	(2,502,245)	494	-	-	2,501,751	-	-	-	05/31/2022	N/A
	CD #172978805			0.1200%	2,501,751	-	-	749	-	2,502,500	2,501,751	-	2,502,500	-	08/31/2022	N/A
					5,003,502	-	(2,502,245)	1,243	-	2,502,500	5,003,502	-	2,502,500	-		
Federal/Agency Bonds																
	American National Bank															
	CUSIP #3133EMF64-MATURED	Fed Farm Cr Bank	Aaa	0.0600%	2,500,000	-	(2,500,283)	283	-	-	2,496,663	-	-	-	06/09/2022	N
	CUSIP #3133EMX98	Fed Farm Cr Bank	AA+	0.1349%	2,499,063	-	(563)	563	280	2,499,343	2,474,279	(34,114)	2,465,229	931	07/05/2022	Y
	CUSIP #3133EMJ94 #1	Fed Farm Cr Bank	AA+	0.1860%	2,499,056	-	(1,000)	1,000	162	2,499,218	2,430,977	(87,322)	2,411,896	1,178	07/05/2022	Y
	CUSIP #3133EMJ94 #2	Fed Farm Cr Bank	AA+	0.1851%	2,499,088	-	(1,000)	1,000	157	2,499,245	2,430,977	(87,349)	2,411,896	1,178	07/05/2022	Y
	CUSIP #3130ANFB1	Fed Home Ln Bank	AA+	0.2700%	2,150,000	-	(1,451)	1,451	-	2,150,000	2,095,117	(69,555)	2,080,445	839	07/05/2022	Y
	CUSIP #3130ANK25	Fed Home Ln Bank	AA+	0.4100%	5,000,000	-	(5,125)	5,125	-	5,000,000	4,786,500	(251,558)	4,748,442	7,118	08/26/2022	Y
	CUSIP #3130ANK66	Fed Home Ln Bank	AA+	0.2667%	2,850,000	-	(2,138)	2,138	-	2,850,000	2,729,903	(144,775)	2,705,225	831	08/26/2022	Y
	CUSIP #3130ANKQ2	Fed Home Ln Bank	AA+	0.4301%	10,000,000	-	(10,750)	10,750	-	10,000,000	9,579,535	(498,047)	9,501,953	14,931	08/26/2022	Y
	CUSIP #313381BR5	Fed Home Ln Bank	AA+	0.0900%	2,530,719	-	(11,719)	11,719	(11,148)	2,519,571	2,508,395	(24,287)	2,495,284	2,865	12/09/2022	N
	CUSIP #3133EMX64	Fed Farm Cr Bank	AA+	0.1300%	2,501,070	-	(1,063)	1,063	(249)	2,500,821	2,460,380	(53,503)	2,447,318	744	04/28/2023	N
	CUSIP #3133834G3	Fed Home Ln Bank	AA+	0.1500%	2,558,601	-	(13,281)	13,281	(12,323)	2,546,278	2,505,797	(66,658)	2,479,620	3,247	06/09/2023	N
	CUSIP #3137EAEW5	Fed Home Ln Mtg Corp	AA+	0.1580%	2,503,291	-	(1,563)	1,563	(573)	2,502,718	2,437,121	(78,908)	2,423,810	1,962	09/08/2023	N
	CUSIP #3133EMV25	Fed Farm Cr Bank	AA+	0.3240%	5,014,478	-	(5,625)	5,625	(1,566)	5,012,912	4,797,905	(263,581)	4,749,331	9,875	07/23/2024	N
	CUSIP #3130AGWK7	Fed Home Ln Bank	AA+	0.2670%	5,145,556	-	(18,750)	18,750	(15,340)	5,130,216	4,897,925	(283,566)	4,846,650	28,333	08/15/2024	N
	CUSIP #313422XLF7	Farmer Mac	NR	0.3700%	5,000,000	-	(4,625)	4,625	-	5,000,000	4,775,401	(261,426)	4,738,574	6,732	08/20/2024	N
					55,250,922	-	(2,578,936)	78,936	(40,600)	52,710,322	53,407,325	(2,204,649)	50,505,673	80,764		
Unites States Treasuries																
	CUSIP #912796K57	US Treasury	NR	0.0530%	2,499,621	-	-	-	332	2,499,953	2,495,588	(875)	2,499,078	-	07/14/2022	N
	CUSIP #91282CAN1	US Treasury	NR	0.0690%	2,500,697	-	(777)	777	(349)	2,500,348	2,488,868	(10,753)	2,489,595	786	09/30/2022	N
	CUSIP #91282CCN9	US Treasury	NR	0.1660%	2,498,627	-	(786)	786	257	2,498,884	2,438,085	(72,906)	2,425,978	1,304	07/31/2023	N
	CUSIP #9128284X5	US Treasury	NR	0.1690%	2,591,172	-	(17,001)	17,001	(16,048)	2,575,124	2,524,023	(80,691)	2,494,433	22,979	08/31/2023	N
	CUSIP #91282CAK7	US Treasury	NR	0.1730%	2,498,250	-	(773)	773	299	2,498,549	2,429,980	(80,971)	2,417,578	917	09/15/2023	N
	CUSIP # 91282CBA8	US Treasury	NR	0.2050%	4,993,232	-	(1,561)	1,561	989	4,994,221	4,826,365	(193,246)	4,800,975	273	12/15/2023	N
	CUSIP # 91282CCL3	US Treasury	NR	0.3110%	5,007,284	-	(4,713)	4,713	(793)	5,006,491	4,775,975	(259,379)	4,747,112	8,650	07/15/2024	N
	CUSIP # 912828YE4	US Treasury	NR	0.3260%	5,111,033	-	(15,455)	15,455	(11,443)	5,099,590	4,862,110	(278,059)	4,821,531	20,890	08/31/2024	N
					27,699,916	-	(41,066)	41,066	(26,756)	27,673,160	26,840,994	(976,880)	26,696,280	55,799		
	Total Federal/Agency Bonds & US Treasuries				82,950,838	-	(2,620,002)	120,002	(67,356)	80,383,482	80,248,319	(3,181,529)	77,201,953	136,563		
	TOTAL CAPITAL PROJECTS INVESTMENTS				412,714,296	32,895,651	(51,340,662)	721,175	(67,356)	394,923,104	410,011,777	(3,181,529)	391,741,575	138,408		



Collin County, Texas
QUARTERLY INVESTMENT REPORT
 Quarter Ending June 30, 2022

CAPITAL PROJECTS

Fund Number	Fund Name (MUNIS)	Book Value 06/30/2022	Interest Earned YTD	% of Total Invested
<u>Capital Project Funds</u>				
<u>Permanent Improvement Bonds</u>				
4002	Ltd Tax Perm Imp 2000	3,320	7	0.0008%
4003	Lmtd Tax P/I Series '01	83,269	180	0.0213%
4004	Ltd Tax Perm Imp 2002	587,568	1,271	0.1500%
4005	Ltd Tax Perm Imp 2004	14,087	50	0.0036%
4006	Lmtd Tax Perm Imp 2005	21,863	47	0.0056%
4007	Lmtd Tax Perm Imp Bds '06	20,401	100	0.0052%
4008	Ltd Tax Perm Imp 2007	1,758	4	0.0004%
4009	Ltd TX PI 2008 07Proj	19,478	42	0.0050%
4010	LTD TAX PI 2008 03PROJ	4,134	9	0.0011%
4011	Ltd Tax PI Bds 2009	609,328	1,324	0.1555%
4012	Ltd TX PI BAB Bds 2009B	465,885	1,008	0.1189%
4013	Ltd Tax PI Bds 2011	54,044	145	0.0138%
4014	Ltd Tax Perm Imp 2012	112,989	246	0.0288%
4015	Ltd Tax Perm Imp 2013	197,496	431	0.0504%
4016	Ltd Tax P/I 2014	493,594	1,068	0.1260%
4017	Ltd Tax P/I 2015	494,917	1,113	0.1263%
4018	Ltd Tax P/I 2016	188,643	413	0.0482%
4019	LT 2019A	152,220	334	0.0389%
4020	LT 2019B	40,913,701	92,525	10.4441%
4021	LT 2020A	101,574,512	225,062	25.9290%
4022	LT 2020B	26,923,867	70,281	6.8729%
4023	LT 2020C	456,392	1,007	0.1165%
4024	LT 2021A	50,364,907	123,231	12.8567%
4025	LT 2021B	44,114,033	103,784	11.2610%
4026	LT 2021C	1,973,678	4,307	0.5038%
		269,846,084	627,989	68.8838%
<u>Road Bonds</u>				
4201	Unlmtd Tax Rd Bonds 2004	474,177	821	0.1210%
4202	Unlmtd Tax Road Bond 2005	88,631	367	0.0226%
4203	Unlmtd Tax Road Bds '06	1,315	17	0.0003%
4204	Unltd Tax Rd Bds 2007	1,276,154	2,806	0.3258%
4205	Unltd Tx Rd Bds 08 03Proj	298,988	647	0.0763%
4206	Unltd Rd Bds 2008 07Proj	641,629	1,453	0.1638%
4207	Unltd Tax Road Bds 2009	136,528	302	0.0349%
4208	UNLTD TX RD BAB 2009B	2,722	6	0.0007%
4209	Unltd Tax Rd Bds 2011	1,355,225	1,776	0.3459%
4210	UNLTD TAX ROAD BD 2012	2,870,339	8,093	0.7327%
4211	Unlmtd Tax Road Bond 2013	2,752,684	5,985	0.7027%
4212	Unltd Tax Road Bd 2014	12,070,367	26,595	3.0812%
4213	Unltd Tax Road Bd 2015	25,601,251	55,346	6.5352%
4214	UnLtd Tax Road Bd 2016	9,198,458	30,152	2.3481%
4215	UT 2019A	51,171,267	118,614	13.0625%
4216	UT 2019B	2,613,237	6,861	0.6671%
4281	Unlimited Road Bond 99	1,666,886	3,626	0.4255%
4282	Unlimited Road Bond 99A	17,785	59	0.0045%
4283	Unlimited Road Bond 00/01	244,001	543	0.0623%
4284	Unlimited Road Bond 95/97	154,389	337	0.0394%
		112,636,033	264,406	28.7525%
<u>Tax Notes</u>				
4401	Tax Notes 2006	1,928,058	5,128	0.4922%
4402	Capital Improvement TN 01	539,700	1,168	0.1378%
4403	Capital Imp T/N 01A	192,294	416	0.0491%
4404	Tax Notes Series 2002	1,177,254	2,547	0.3005%
4405	Tax Notes Series 2004	2,262,869	4,971	0.5776%
4406	Tax Notes 2018	3,159,283	7,697	0.8065%
		9,259,458	21,927	2.3637%
	SubTotal Capital Projects Investments	391,741,575	914,322	100.0000%
<u>Market Adjustment *</u>				
	Federal Agency Bonds		(3,181,529)	
<i>Market Adjustments are calculated using Market Values as shown on ANB Statements</i>				
Total Book Value as of 06/30/22		394,923,104	914,322	