

PCT 001

U. S. Representative District 3

Vote For 1

	TOTAL	VOTE %		Election Day	Early Voting	Ballot By Mail	Provisional Ballots	Limited Ballots
REP Keith Self	831	56.76%	<div><div></div></div>	237	560	34	0	0
DEM Sandeep Srivastava	593	40.51%	<div><div></div></div>	119	447	26	1	0
LIB Christopher Claytor	40	2.73%	<div><div></div></div>	13	26	1	0	0
Total Votes Cast	1,464	100.00%	<div><div></div></div>	369	1,033	61	1	0
Overvotes	0			0	0	0	0	0
Undervotes	27			7	19	1	0	0
Contest Totals	1,491			376	1,052	62	1	0

Governor

Vote For 1

	TOTAL	VOTE %		Election Day	Early Voting	Ballot By Mail	Provisional Ballots	Limited Ballots
REP Greg Abbott	824	55.41%	<div><div></div></div>	229	561	34	0	0
DEM Beto O'Rourke	638	42.91%	<div><div></div></div>	139	471	27	1	0
LIB Mark Tippetts	21	1.41%	<div><div></div></div>	6	14	1	0	0
GRN Delilah Barrios	4	0.27%	<div><div></div></div>	1	3	0	0	0
Write-In Totals	0	0.00%	<div><div></div></div>	0	0	0	0	0
Total Votes Cast	1,487	100.00%	<div><div></div></div>	375	1,049	62	1	0
Overvotes	0			0	0	0	0	0
Undervotes	4			1	3	0	0	0
Contest Totals	1,491			376	1,052	62	1	0

Lieutenant Governor

Vote For 1

	TOTAL	VOTE %		Election Day	Early Voting	Ballot By Mail	Provisional Ballots	Limited Ballots
REP Dan Patrick	789	53.64%	<div><div></div></div>	229	526	34	0	0
DEM Mike Collier	638	43.37%	<div><div></div></div>	128	481	28	1	0
LIB Shanna Steele	44	2.99%	<div><div></div></div>	11	33	0	0	0
Total Votes Cast	1,471	100.00%	<div><div></div></div>	368	1,040	62	1	0
Overvotes	0			0	0	0	0	0
Undervotes	20			8	12	0	0	0
Contest Totals	1,491			376	1,052	62	1	0

Attorney General

Vote For 1

	TOTAL	VOTE %		Election Day	Early Voting	Ballot By Mail	Provisional Ballots	Limited Ballots
REP Ken Paxton	761	51.87%	<div><div></div></div>	218	512	31	0	0
DEM Rochelle Mercedes Garza	643	43.83%	<div><div></div></div>	131	481	30	1	0
LIB Mark Ash	63	4.29%	<div><div></div></div>	19	43	1	0	0
Total Votes Cast	1,467	100.00%	<div><div></div></div>	368	1,036	62	1	0
Overvotes	0			0	0	0	0	0
Undervotes	24			8	16	0	0	0
Contest Totals	1,491			376	1,052	62	1	0

PCT 001

Comptroller of Public Accounts

Vote For 1

	TOTAL	VOTE %		Election Day	Early Voting	Ballot By Mail	Provisional Ballots	Limited Ballots
REP Glenn Hegar	838	57.52%	<div><div></div></div>	232	573	33	0	0
DEM Janet T. Dudding	580	39.81%	<div><div></div></div>	119	433	27	1	0
LIB V. Alonzo Echevarria-Garza	39	2.68%	<div><div></div></div>	10	29	0	0	0
Total Votes Cast	1,457	100.00%	<div><div></div></div>	361	1,035	60	1	0
Overvotes	0			0	0	0	0	0
Undervotes	34			15	17	2	0	0
Contest Totals	1,491			376	1,052	62	1	0

Commissioner of the General Land Office

Vote For 1

	TOTAL	VOTE %		Election Day	Early Voting	Ballot By Mail	Provisional Ballots	Limited Ballots
REP Dawn Buckingham	838	57.87%	<div><div></div></div>	236	569	33	0	0
DEM Jay Kleberg	590	40.75%	<div><div></div></div>	116	447	26	1	0
GRN Alfred Molison, Jr	18	1.24%	<div><div></div></div>	5	13	0	0	0
Write-In Totals	2	0.14%	<div><div></div></div>	1	0	1	0	0
Total Votes Cast	1,448	100.00%	<div><div></div></div>	358	1,029	60	1	0
Overvotes	0			0	0	0	0	0
Undervotes	43			18	23	2	0	0
Contest Totals	1,491			376	1,052	62	1	0

Commissioner of Agriculture

Vote For 1

	TOTAL	VOTE %		Election Day	Early Voting	Ballot By Mail	Provisional Ballots	Limited Ballots
REP Sid Miller	839	57.90%	<div><div></div></div>	237	572	30	0	0
DEM Susan Hays	610	42.10%	<div><div></div></div>	120	458	31	1	0
Total Votes Cast	1,449	100.00%	<div><div></div></div>	357	1,030	61	1	0
Overvotes	0			0	0	0	0	0
Undervotes	42			19	22	1	0	0
Contest Totals	1,491			376	1,052	62	1	0

Railroad Commissioner

Vote For 1

	TOTAL	VOTE %		Election Day	Early Voting	Ballot By Mail	Provisional Ballots	Limited Ballots
REP Wayne Christian	825	56.86%	<div><div></div></div>	228	564	33	0	0
DEM Luke Warford	577	39.77%	<div><div></div></div>	117	434	25	1	0
LIB Jaime Andres Diez	32	2.21%	<div><div></div></div>	7	23	2	0	0
GRN Hunter Wayne Crow	17	1.17%	<div><div></div></div>	7	10	0	0	0
Total Votes Cast	1,451	100.00%	<div><div></div></div>	359	1,031	60	1	0
Overvotes	0			0	0	0	0	0
Undervotes	40			17	21	2	0	0
Contest Totals	1,491			376	1,052	62	1	0

PCT 001

Justice, Supreme Court, Place 3

Vote For 1

	TOTAL	VOTE %		Election Day	Early Voting	Ballot By Mail	Provisional Ballots	Limited Ballots
REP Debra Lehrmann	836	57.66%	<div><div></div></div>	236	566	34	0	0
DEM Erin A. Nowell	588	40.55%	<div><div></div></div>	120	442	25	1	0
LIB Thomas Edward Oxford	26	1.79%	<div><div></div></div>	8	17	1	0	0
Total Votes Cast	1,450	100.00%	<div><div></div></div>	364	1,025	60	1	0
Overvotes	0			0	0	0	0	0
Undervotes	41			12	27	2	0	0
Contest Totals	1,491			376	1,052	62	1	0

Justice, Supreme Court, Place 5

Vote For 1

	TOTAL	VOTE %		Election Day	Early Voting	Ballot By Mail	Provisional Ballots	Limited Ballots
REP Rebeca Huddle	854	59.14%	<div><div></div></div>	250	570	34	0	0
DEM Amanda Reichel	590	40.86%	<div><div></div></div>	113	451	25	1	0
Total Votes Cast	1,444	100.00%	<div><div></div></div>	363	1,021	59	1	0
Overvotes	0			0	0	0	0	0
Undervotes	47			13	31	3	0	0
Contest Totals	1,491			376	1,052	62	1	0

Justice, Supreme Court, Place 9

Vote For 1

	TOTAL	VOTE %		Election Day	Early Voting	Ballot By Mail	Provisional Ballots	Limited Ballots
REP Evan Young	839	58.06%	<div><div></div></div>	241	564	34	0	0
DEM Julia Maldonado	606	41.94%	<div><div></div></div>	122	458	25	1	0
Total Votes Cast	1,445	100.00%	<div><div></div></div>	363	1,022	59	1	0
Overvotes	0			0	0	0	0	0
Undervotes	46			13	30	3	0	0
Contest Totals	1,491			376	1,052	62	1	0

Judge, Court of Criminal Appeals, Place 5

Vote For 1

	TOTAL	VOTE %		Election Day	Early Voting	Ballot By Mail	Provisional Ballots	Limited Ballots
REP Scott Walker	842	58.35%	<div><div></div></div>	233	575	34	0	0
DEM Dana Huffman	601	41.65%	<div><div></div></div>	126	448	26	1	0
Total Votes Cast	1,443	100.00%	<div><div></div></div>	359	1,023	60	1	0
Overvotes	0			0	0	0	0	0
Undervotes	48			17	29	2	0	0
Contest Totals	1,491			376	1,052	62	1	0

PCT 001

Judge, Court of Criminal Appeals, Place 6

Vote For 1

	TOTAL	VOTE %		Election Day	Early Voting	Ballot By Mail	Provisional Ballots	Limited Ballots
REP Jesse F. McClure, III	846	58.83%	<div><div></div></div>	241	572	33	0	0
DEM Robert Johnson	592	41.17%	<div><div></div></div>	119	446	26	1	0
Total Votes Cast	1,438	100.00%	<div><div></div></div>	360	1,018	59	1	0
Overvotes	0			0	0	0	0	0
Undervotes	53			16	34	3	0	0
Contest Totals	1,491			376	1,052	62	1	0

Member, State Board of Education, District 12 CCD

Vote For 1

	TOTAL	VOTE %		Election Day	Early Voting	Ballot By Mail	Provisional Ballots	Limited Ballots
REP Pam Little	824	57.06%	<div><div></div></div>	226	564	34	0	0
DEM Alex Cornwallis	580	40.17%	<div><div></div></div>	121	433	25	1	0
LIB Christy Mowrey	40	2.77%	<div><div></div></div>	13	26	1	0	0
Write-In Totals	0	0.00%	<div><div></div></div>	0	0	0	0	0
Total Votes Cast	1,444	100.00%	<div><div></div></div>	360	1,023	60	1	0
Overvotes	0			0	0	0	0	0
Undervotes	47			16	29	2	0	0
Contest Totals	1,491			376	1,052	62	1	0

State Senator, District 8

Vote For 1

	TOTAL	VOTE %		Election Day	Early Voting	Ballot By Mail	Provisional Ballots	Limited Ballots
REP Angela Paxton	776	53.70%	<div><div></div></div>	225	520	31	0	0
DEM Jonathan Cocks	619	42.84%	<div><div></div></div>	127	463	28	1	0
LIB Edward Kless	50	3.46%	<div><div></div></div>	10	39	1	0	0
Total Votes Cast	1,445	100.00%	<div><div></div></div>	362	1,022	60	1	0
Overvotes	0			0	0	0	0	0
Undervotes	46			14	30	2	0	0
Contest Totals	1,491			376	1,052	62	1	0

State Representative, District 67

Vote For 1

	TOTAL	VOTE %		Election Day	Early Voting	Ballot By Mail	Provisional Ballots	Limited Ballots
REP Jeff Leach	846	58.67%	<div><div></div></div>	241	571	34	0	0
DEM Kevin Morris	596	41.33%	<div><div></div></div>	119	450	26	1	0
Total Votes Cast	1,442	100.00%	<div><div></div></div>	360	1,021	60	1	0
Overvotes	0			0	0	0	0	0
Undervotes	49			16	31	2	0	0
Contest Totals	1,491			376	1,052	62	1	0

PCT 001

Justice, 5th Court of Appeals District, Place 4

Vote For 1

	TOTAL	VOTE %		Election Day	Early Voting	Ballot By Mail	Provisional Ballots	Limited Ballots
REP Emily A. Miskel	850	59.36%	<div><div></div></div>	238	578	34	0	0
DEM Maricela Moore	582	40.64%	<div><div></div></div>	118	437	26	1	0
Total Votes Cast	1,432	100.00%	<div><div></div></div>	356	1,015	60	1	0
Overvotes	0			0	0	0	0	0
Undervotes	59			20	37	2	0	0
Contest Totals	1,491			376	1,052	62	1	0

Justice, 5th Court of Appeals District, Place 7

Vote For 1

	TOTAL	VOTE %		Election Day	Early Voting	Ballot By Mail	Provisional Ballots	Limited Ballots
REP Kristina Williams	846	58.95%	<div><div></div></div>	240	572	34	0	0
DEM Nancy Kennedy	589	41.05%	<div><div></div></div>	119	443	26	1	0
Total Votes Cast	1,435	100.00%	<div><div></div></div>	359	1,015	60	1	0
Overvotes	0			0	0	0	0	0
Undervotes	56			17	37	2	0	0
Contest Totals	1,491			376	1,052	62	1	0

County Judge CCD

Vote For 1

	TOTAL	VOTE %		Election Day	Early Voting	Ballot By Mail	Provisional Ballots	Limited Ballots
REP Chris Hill	850	58.42%	<div><div></div></div>	241	575	34	0	0
DEM Joshua Murray	605	41.58%	<div><div></div></div>	123	453	28	1	0
Total Votes Cast	1,455	100.00%	<div><div></div></div>	364	1,028	62	1	0
Overvotes	0			0	0	0	0	0
Undervotes	36			12	24	0	0	0
Contest Totals	1,491			376	1,052	62	1	0

District Clerk CCD

Vote For 1

	TOTAL	VOTE %		Election Day	Early Voting	Ballot By Mail	Provisional Ballots	Limited Ballots
REP Mike Gould	860	59.64%	<div><div></div></div>	244	582	34	0	0
DEM David Brignac	582	40.36%	<div><div></div></div>	117	438	26	1	0
Total Votes Cast	1,442	100.00%	<div><div></div></div>	361	1,020	60	1	0
Overvotes	0			0	0	0	0	0
Undervotes	49			15	32	2	0	0
Contest Totals	1,491			376	1,052	62	1	0

PCT 002

U. S. Representative District 3

Vote For 1

	TOTAL	VOTE %		Election Day	Early Voting	Ballot By Mail	Provisional Ballots	Limited Ballots
REP Keith Self	1,039	50.61%	<div><div></div></div>	318	687	34	0	0
DEM Sandeep Srivastava	961	46.81%	<div><div></div></div>	250	669	41	1	0
LIB Christopher Claytor	53	2.58%	<div><div></div></div>	19	34	0	0	0
Total Votes Cast	2,053	100.00%	<div><div></div></div>	587	1,390	75	1	0
Overvotes	0			0	0	0	0	0
Undervotes	31			12	16	3	0	0
Contest Totals	2,084			599	1,406	78	1	0

Governor

Vote For 1

	TOTAL	VOTE %		Election Day	Early Voting	Ballot By Mail	Provisional Ballots	Limited Ballots
REP Greg Abbott	1,043	50.17%	<div><div></div></div>	315	693	35	0	0
DEM Beto O'Rourke	1,018	48.97%	<div><div></div></div>	274	701	42	1	0
LIB Mark Tippetts	15	0.72%	<div><div></div></div>	8	7	0	0	0
GRN Delilah Barrios	3	0.14%	<div><div></div></div>	2	1	0	0	0
Write-In Totals	0	0.00%	<div><div></div></div>	0	0	0	0	0
Total Votes Cast	2,079	100.00%	<div><div></div></div>	599	1,402	77	1	0
Overvotes	0			0	0	0	0	0
Undervotes	5			0	4	1	0	0
Contest Totals	2,084			599	1,406	78	1	0

Lieutenant Governor

Vote For 1

	TOTAL	VOTE %		Election Day	Early Voting	Ballot By Mail	Provisional Ballots	Limited Ballots
REP Dan Patrick	1,008	48.86%	<div><div></div></div>	306	667	35	0	0
DEM Mike Collier	1,001	48.52%	<div><div></div></div>	261	697	42	1	0
LIB Shanna Steele	54	2.62%	<div><div></div></div>	21	33	0	0	0
Total Votes Cast	2,063	100.00%	<div><div></div></div>	588	1,397	77	1	0
Overvotes	0			0	0	0	0	0
Undervotes	21			11	9	1	0	0
Contest Totals	2,084			599	1,406	78	1	0

Attorney General

Vote For 1

	TOTAL	VOTE %		Election Day	Early Voting	Ballot By Mail	Provisional Ballots	Limited Ballots
REP Ken Paxton	980	47.85%	<div><div></div></div>	302	644	34	0	0
DEM Rochelle Mercedes Garza	991	48.39%	<div><div></div></div>	261	689	40	1	0
LIB Mark Ash	77	3.76%	<div><div></div></div>	20	57	0	0	0
Total Votes Cast	2,048	100.00%	<div><div></div></div>	583	1,390	74	1	0
Overvotes	0			0	0	0	0	0
Undervotes	36			16	16	4	0	0
Contest Totals	2,084			599	1,406	78	1	0

PCT 002

Comptroller of Public Accounts

Vote For 1

	TOTAL	VOTE %		Election Day	Early Voting	Ballot By Mail	Provisional Ballots	Limited Ballots
REP Glenn Hegar	1,043	51.00%	<div><div></div></div>	311	697	35	0	0
DEM Janet T. Dudding	949	46.41%	<div><div></div></div>	241	666	41	1	0
LIB V. Alonzo Echevarria-Garza	53	2.59%	<div><div></div></div>	28	25	0	0	0
Total Votes Cast	2,045	100.00%	<div><div></div></div>	580	1,388	76	1	0
Overvotes	0			0	0	0	0	0
Undervotes	39			19	18	2	0	0
Contest Totals	2,084			599	1,406	78	1	0

Commissioner of the General Land Office

Vote For 1

	TOTAL	VOTE %		Election Day	Early Voting	Ballot By Mail	Provisional Ballots	Limited Ballots
REP Dawn Buckingham	1,032	50.44%	<div><div></div></div>	307	691	34	0	0
DEM Jay Kleberg	966	47.21%	<div><div></div></div>	252	671	42	1	0
GRN Alfred Molison, Jr	48	2.35%	<div><div></div></div>	22	25	1	0	0
Write-In Totals	0	0.00%	<div><div></div></div>	0	0	0	0	0
Total Votes Cast	2,046	100.00%	<div><div></div></div>	581	1,387	77	1	0
Overvotes	0			0	0	0	0	0
Undervotes	38			18	19	1	0	0
Contest Totals	2,084			599	1,406	78	1	0

Commissioner of Agriculture

Vote For 1

	TOTAL	VOTE %		Election Day	Early Voting	Ballot By Mail	Provisional Ballots	Limited Ballots
REP Sid Miller	1,037	50.86%	<div><div></div></div>	320	683	34	0	0
DEM Susan Hays	1,002	49.14%	<div><div></div></div>	260	699	42	1	0
Total Votes Cast	2,039	100.00%	<div><div></div></div>	580	1,382	76	1	0
Overvotes	0			0	0	0	0	0
Undervotes	45			19	24	2	0	0
Contest Totals	2,084			599	1,406	78	1	0

Railroad Commissioner

Vote For 1

	TOTAL	VOTE %		Election Day	Early Voting	Ballot By Mail	Provisional Ballots	Limited Ballots
REP Wayne Christian	1,009	49.36%	<div><div></div></div>	302	673	34	0	0
DEM Luke Warford	936	45.79%	<div><div></div></div>	229	665	41	1	0
LIB Jaime Andres Diez	69	3.38%	<div><div></div></div>	35	33	1	0	0
GRN Hunter Wayne Crow	30	1.47%	<div><div></div></div>	13	16	1	0	0
Total Votes Cast	2,044	100.00%	<div><div></div></div>	579	1,387	77	1	0
Overvotes	0			0	0	0	0	0
Undervotes	40			20	19	1	0	0
Contest Totals	2,084			599	1,406	78	1	0

PCT 002

Justice, Supreme Court, Place 3

Vote For 1

	TOTAL	VOTE %		Election Day	Early Voting	Ballot By Mail	Provisional Ballots	Limited Ballots
REP Debra Lehrmann	1,032	50.49%	<div><div></div></div>	307	691	34	0	0
DEM Erin A. Nowell	963	47.11%	<div><div></div></div>	250	671	41	1	0
LIB Thomas Edward Oxford	49	2.40%	<div><div></div></div>	24	24	1	0	0
Total Votes Cast	2,044	100.00%	<div><div></div></div>	581	1,386	76	1	0
Overvotes	0			0	0	0	0	0
Undervotes	40			18	20	2	0	0
Contest Totals	2,084			599	1,406	78	1	0

Justice, Supreme Court, Place 5

Vote For 1

	TOTAL	VOTE %		Election Day	Early Voting	Ballot By Mail	Provisional Ballots	Limited Ballots
REP Rebeca Huddle	1,053	51.64%	<div><div></div></div>	315	702	36	0	0
DEM Amanda Reichel	986	48.36%	<div><div></div></div>	263	682	40	1	0
Total Votes Cast	2,039	100.00%	<div><div></div></div>	578	1,384	76	1	0
Overvotes	0			0	0	0	0	0
Undervotes	45			21	22	2	0	0
Contest Totals	2,084			599	1,406	78	1	0

Justice, Supreme Court, Place 9

Vote For 1

	TOTAL	VOTE %		Election Day	Early Voting	Ballot By Mail	Provisional Ballots	Limited Ballots
REP Evan Young	1,048	51.30%	<div><div></div></div>	315	697	36	0	0
DEM Julia Maldonado	995	48.70%	<div><div></div></div>	265	688	41	1	0
Total Votes Cast	2,043	100.00%	<div><div></div></div>	580	1,385	77	1	0
Overvotes	0			0	0	0	0	0
Undervotes	41			19	21	1	0	0
Contest Totals	2,084			599	1,406	78	1	0

Judge, Court of Criminal Appeals, Place 5

Vote For 1

	TOTAL	VOTE %		Election Day	Early Voting	Ballot By Mail	Provisional Ballots	Limited Ballots
REP Scott Walker	1,040	51.18%	<div><div></div></div>	316	689	35	0	0
DEM Dana Huffman	992	48.82%	<div><div></div></div>	260	690	41	1	0
Total Votes Cast	2,032	100.00%	<div><div></div></div>	576	1,379	76	1	0
Overvotes	0			0	0	0	0	0
Undervotes	52			23	27	2	0	0
Contest Totals	2,084			599	1,406	78	1	0

PCT 002

Judge, Court of Criminal Appeals, Place 6

Vote For 1

	TOTAL	VOTE %		Election Day	Early Voting	Ballot By Mail	Provisional Ballots	Limited Ballots
REP Jesse F. McClure, III	1,043	51.25%	<div><div></div></div>	315	693	35	0	0
DEM Robert Johnson	992	48.75%	<div><div></div></div>	262	688	41	1	0
Total Votes Cast	2,035	100.00%	<div><div></div></div>	577	1,381	76	1	0
Overvotes	0			0	0	0	0	0
Undervotes	49			22	25	2	0	0
Contest Totals	2,084			599	1,406	78	1	0

Member, State Board of Education, District 12 CCD

Vote For 1

	TOTAL	VOTE %		Election Day	Early Voting	Ballot By Mail	Provisional Ballots	Limited Ballots
REP Pam Little	1,012	49.61%	<div><div></div></div>	301	676	35	0	0
DEM Alex Cornwallis	959	47.01%	<div><div></div></div>	253	663	42	1	0
LIB Christy Mowrey	69	3.38%	<div><div></div></div>	26	43	0	0	0
Write-In Totals	0	0.00%	<div><div></div></div>	0	0	0	0	0
Total Votes Cast	2,040	100.00%	<div><div></div></div>	580	1,382	77	1	0
Overvotes	0			0	0	0	0	0
Undervotes	44			19	24	1	0	0
Contest Totals	2,084			599	1,406	78	1	0

State Senator, District 8

Vote For 1

	TOTAL	VOTE %		Election Day	Early Voting	Ballot By Mail	Provisional Ballots	Limited Ballots
REP Angela Paxton	989	48.72%	<div><div></div></div>	310	647	32	0	0
DEM Jonathan Cocks	973	47.93%	<div><div></div></div>	245	685	42	1	0
LIB Edward Kless	68	3.35%	<div><div></div></div>	23	45	0	0	0
Total Votes Cast	2,030	100.00%	<div><div></div></div>	578	1,377	74	1	0
Overvotes	0			0	0	0	0	0
Undervotes	54			21	29	4	0	0
Contest Totals	2,084			599	1,406	78	1	0

State Representative, District 67

Vote For 1

	TOTAL	VOTE %		Election Day	Early Voting	Ballot By Mail	Provisional Ballots	Limited Ballots
REP Jeff Leach	1,047	51.50%	<div><div></div></div>	316	696	35	0	0
DEM Kevin Morris	986	48.50%	<div><div></div></div>	260	683	42	1	0
Total Votes Cast	2,033	100.00%	<div><div></div></div>	576	1,379	77	1	0
Overvotes	0			0	0	0	0	0
Undervotes	51			23	27	1	0	0
Contest Totals	2,084			599	1,406	78	1	0

PCT 002

Justice, 5th Court of Appeals District, Place 4

Vote For 1

	TOTAL	VOTE %		Election Day	Early Voting	Ballot By Mail	Provisional Ballots	Limited Ballots
REP Emily A. Miskel	1,048	51.57%	<div><div></div></div>	320	691	37	0	0
DEM Maricela Moore	984	48.43%	<div><div></div></div>	255	687	41	1	0
Total Votes Cast	2,032	100.00%	<div><div></div></div>	575	1,378	78	1	0
Overvotes	0			0	0	0	0	0
Undervotes	52			24	28	0	0	0
Contest Totals	2,084			599	1,406	78	1	0

Justice, 5th Court of Appeals District, Place 7

Vote For 1

	TOTAL	VOTE %		Election Day	Early Voting	Ballot By Mail	Provisional Ballots	Limited Ballots
REP Kristina Williams	1,041	51.33%	<div><div></div></div>	315	690	36	0	0
DEM Nancy Kennedy	987	48.67%	<div><div></div></div>	258	686	42	1	0
Total Votes Cast	2,028	100.00%	<div><div></div></div>	573	1,376	78	1	0
Overvotes	0			0	0	0	0	0
Undervotes	56			26	30	0	0	0
Contest Totals	2,084			599	1,406	78	1	0

County Judge CCD

Vote For 1

	TOTAL	VOTE %		Election Day	Early Voting	Ballot By Mail	Provisional Ballots	Limited Ballots
REP Chris Hill	1,042	51.28%	<div><div></div></div>	319	687	36	0	0
DEM Joshua Murray	990	48.72%	<div><div></div></div>	259	688	42	1	0
Total Votes Cast	2,032	100.00%	<div><div></div></div>	578	1,375	78	1	0
Overvotes	0			0	0	0	0	0
Undervotes	52			21	31	0	0	0
Contest Totals	2,084			599	1,406	78	1	0

District Clerk CCD

Vote For 1

	TOTAL	VOTE %		Election Day	Early Voting	Ballot By Mail	Provisional Ballots	Limited Ballots
REP Mike Gould	1,049	52.01%	<div><div></div></div>	320	693	36	0	0
DEM David Brignac	968	47.99%	<div><div></div></div>	251	674	42	1	0
Total Votes Cast	2,017	100.00%	<div><div></div></div>	571	1,367	78	1	0
Overvotes	0			0	0	0	0	0
Undervotes	67			28	39	0	0	0
Contest Totals	2,084			599	1,406	78	1	0

PCT 003

U. S. Representative District 3

Vote For 1

	TOTAL	VOTE %		Election Day	Early Voting	Ballot By Mail	Provisional Ballots	Limited Ballots
REP Keith Self	253	31.74%	<div><div></div></div>	87	161	5	0	0
DEM Sandeep Srivastava	523	65.62%	<div><div></div></div>	187	322	14	0	0
LIB Christopher Claytor	21	2.63%	<div><div></div></div>	7	14	0	0	0
Total Votes Cast	797	100.00%	<div><div></div></div>	281	497	19	0	0
Overvotes	0			0	0	0	0	0
Undervotes	38			14	23	1	0	0
Contest Totals	835			295	520	20	0	0

Governor

Vote For 1

	TOTAL	VOTE %		Election Day	Early Voting	Ballot By Mail	Provisional Ballots	Limited Ballots
REP Greg Abbott	249	29.96%	<div><div></div></div>	82	163	4	0	0
DEM Beto O'Rourke	565	67.99%	<div><div></div></div>	199	350	16	0	0
LIB Mark Tippetts	13	1.56%	<div><div></div></div>	9	4	0	0	0
GRN Delilah Barrios	3	0.36%	<div><div></div></div>	2	1	0	0	0
Write-In Totals	1	0.12%	<div><div></div></div>	1	0	0	0	0
Total Votes Cast	831	100.00%	<div><div></div></div>	293	518	20	0	0
Overvotes	0			0	0	0	0	0
Undervotes	4			2	2	0	0	0
Contest Totals	835			295	520	20	0	0

Lieutenant Governor

Vote For 1

	TOTAL	VOTE %		Election Day	Early Voting	Ballot By Mail	Provisional Ballots	Limited Ballots
REP Dan Patrick	236	29.28%	<div><div></div></div>	83	148	5	0	0
DEM Mike Collier	536	66.50%	<div><div></div></div>	183	339	14	0	0
LIB Shanna Steele	34	4.22%	<div><div></div></div>	17	17	0	0	0
Total Votes Cast	806	100.00%	<div><div></div></div>	283	504	19	0	0
Overvotes	0			0	0	0	0	0
Undervotes	29			12	16	1	0	0
Contest Totals	835			295	520	20	0	0

Attorney General

Vote For 1

	TOTAL	VOTE %		Election Day	Early Voting	Ballot By Mail	Provisional Ballots	Limited Ballots
REP Ken Paxton	228	28.46%	<div><div></div></div>	80	144	4	0	0
DEM Rochelle Mercedes Garza	535	66.79%	<div><div></div></div>	182	339	14	0	0
LIB Mark Ash	38	4.74%	<div><div></div></div>	20	17	1	0	0
Total Votes Cast	801	100.00%	<div><div></div></div>	282	500	19	0	0
Overvotes	0			0	0	0	0	0
Undervotes	34			13	20	1	0	0
Contest Totals	835			295	520	20	0	0

PCT 003

Comptroller of Public Accounts

Vote For 1

	TOTAL	VOTE %		Election Day	Early Voting	Ballot By Mail	Provisional Ballots	Limited Ballots
REP Glenn Hegar	243	30.57%	<div><div></div></div>	81	157	5	0	0
DEM Janet T. Dudding	510	64.15%	<div><div></div></div>	180	316	14	0	0
LIB V. Alonzo Echevarria-Garza	42	5.28%	<div><div></div></div>	16	26	0	0	0
Total Votes Cast	795	100.00%	<div><div></div></div>	277	499	19	0	0
Overvotes	0			0	0	0	0	0
Undervotes	40			18	21	1	0	0
Contest Totals	835			295	520	20	0	0

Commissioner of the General Land Office

Vote For 1

	TOTAL	VOTE %		Election Day	Early Voting	Ballot By Mail	Provisional Ballots	Limited Ballots
REP Dawn Buckingham	239	30.33%	<div><div></div></div>	83	152	4	0	0
DEM Jay Kleberg	527	66.88%	<div><div></div></div>	184	328	15	0	0
GRN Alfred Molison, Jr	20	2.54%	<div><div></div></div>	10	10	0	0	0
Write-In Totals	2	0.25%	<div><div></div></div>	2	0	0	0	0
Total Votes Cast	788	100.00%	<div><div></div></div>	279	490	19	0	0
Overvotes	0			0	0	0	0	0
Undervotes	47			16	30	1	0	0
Contest Totals	835			295	520	20	0	0

Commissioner of Agriculture

Vote For 1

	TOTAL	VOTE %		Election Day	Early Voting	Ballot By Mail	Provisional Ballots	Limited Ballots
REP Sid Miller	246	31.14%	<div><div></div></div>	86	156	4	0	0
DEM Susan Hays	544	68.86%	<div><div></div></div>	192	337	15	0	0
Total Votes Cast	790	100.00%	<div><div></div></div>	278	493	19	0	0
Overvotes	0			0	0	0	0	0
Undervotes	45			17	27	1	0	0
Contest Totals	835			295	520	20	0	0

Railroad Commissioner

Vote For 1

	TOTAL	VOTE %		Election Day	Early Voting	Ballot By Mail	Provisional Ballots	Limited Ballots
REP Wayne Christian	234	29.43%	<div><div></div></div>	83	146	5	0	0
DEM Luke Warford	499	62.77%	<div><div></div></div>	170	315	14	0	0
LIB Jaime Andres Diez	48	6.04%	<div><div></div></div>	19	29	0	0	0
GRN Hunter Wayne Crow	14	1.76%	<div><div></div></div>	6	8	0	0	0
Total Votes Cast	795	100.00%	<div><div></div></div>	278	498	19	0	0
Overvotes	0			0	0	0	0	0
Undervotes	40			17	22	1	0	0
Contest Totals	835			295	520	20	0	0

PCT 003

Justice, Supreme Court, Place 3

Vote For 1

	TOTAL	VOTE %		Election Day	Early Voting	Ballot By Mail	Provisional Ballots	Limited Ballots
REP Debra Lehrmann	234	29.58%	<div><div></div></div>	81	148	5	0	0
DEM Erin A. Nowell	528	66.75%	<div><div></div></div>	183	331	14	0	0
LIB Thomas Edward Oxford	29	3.67%	<div><div></div></div>	15	14	0	0	0
Total Votes Cast	791	100.00%	<div><div></div></div>	279	493	19	0	0
Overvotes	0			0	0	0	0	0
Undervotes	44			16	27	1	0	0
Contest Totals	835			295	520	20	0	0

Justice, Supreme Court, Place 5

Vote For 1

	TOTAL	VOTE %		Election Day	Early Voting	Ballot By Mail	Provisional Ballots	Limited Ballots
REP Rebeca Huddle	246	31.06%	<div><div></div></div>	87	154	5	0	0
DEM Amanda Reichel	546	68.94%	<div><div></div></div>	192	340	14	0	0
Total Votes Cast	792	100.00%	<div><div></div></div>	279	494	19	0	0
Overvotes	0			0	0	0	0	0
Undervotes	43			16	26	1	0	0
Contest Totals	835			295	520	20	0	0

Justice, Supreme Court, Place 9

Vote For 1

	TOTAL	VOTE %		Election Day	Early Voting	Ballot By Mail	Provisional Ballots	Limited Ballots
REP Evan Young	239	30.37%	<div><div></div></div>	82	152	5	0	0
DEM Julia Maldonado	548	69.63%	<div><div></div></div>	196	338	14	0	0
Total Votes Cast	787	100.00%	<div><div></div></div>	278	490	19	0	0
Overvotes	0			0	0	0	0	0
Undervotes	48			17	30	1	0	0
Contest Totals	835			295	520	20	0	0

Judge, Court of Criminal Appeals, Place 5

Vote For 1

	TOTAL	VOTE %		Election Day	Early Voting	Ballot By Mail	Provisional Ballots	Limited Ballots
REP Scott Walker	245	31.05%	<div><div></div></div>	83	158	4	0	0
DEM Dana Huffman	544	68.95%	<div><div></div></div>	195	334	15	0	0
Total Votes Cast	789	100.00%	<div><div></div></div>	278	492	19	0	0
Overvotes	0			0	0	0	0	0
Undervotes	46			17	28	1	0	0
Contest Totals	835			295	520	20	0	0

PCT 003

Judge, Court of Criminal Appeals, Place 6

Vote For 1

	TOTAL	VOTE %		Election Day	Early Voting	Ballot By Mail	Provisional Ballots	Limited Ballots
REP Jesse F. McClure, III	239	30.48%	<div><div></div></div>	86	148	5	0	0
DEM Robert Johnson	545	69.52%	<div><div></div></div>	191	340	14	0	0
Total Votes Cast	784	100.00%	<div><div></div></div>	277	488	19	0	0
Overvotes	0			0	0	0	0	0
Undervotes	51			18	32	1	0	0
Contest Totals	835			295	520	20	0	0

Member, State Board of Education, District 12 CCD

Vote For 1

	TOTAL	VOTE %		Election Day	Early Voting	Ballot By Mail	Provisional Ballots	Limited Ballots
REP Pam Little	233	29.38%	<div><div></div></div>	79	149	5	0	0
DEM Alex Cornwallis	518	65.32%	<div><div></div></div>	180	324	14	0	0
LIB Christy Mowrey	42	5.30%	<div><div></div></div>	20	22	0	0	0
Write-In Totals	0	0.00%	<div><div></div></div>	0	0	0	0	0
Total Votes Cast	793	100.00%	<div><div></div></div>	279	495	19	0	0
Overvotes	0			0	0	0	0	0
Undervotes	42			16	25	1	0	0
Contest Totals	835			295	520	20	0	0

State Senator, District 8

Vote For 1

	TOTAL	VOTE %		Election Day	Early Voting	Ballot By Mail	Provisional Ballots	Limited Ballots
REP Angela Paxton	242	30.40%	<div><div></div></div>	88	149	5	0	0
DEM Jonathan Cocks	516	64.82%	<div><div></div></div>	179	323	14	0	0
LIB Edward Kless	38	4.77%	<div><div></div></div>	15	23	0	0	0
Total Votes Cast	796	100.00%	<div><div></div></div>	282	495	19	0	0
Overvotes	0			0	0	0	0	0
Undervotes	39			13	25	1	0	0
Contest Totals	835			295	520	20	0	0

State Representative, District 67

Vote For 1

	TOTAL	VOTE %		Election Day	Early Voting	Ballot By Mail	Provisional Ballots	Limited Ballots
REP Jeff Leach	250	31.57%	<div><div></div></div>	86	159	5	0	0
DEM Kevin Morris	542	68.43%	<div><div></div></div>	191	337	14	0	0
Total Votes Cast	792	100.00%	<div><div></div></div>	277	496	19	0	0
Overvotes	0			0	0	0	0	0
Undervotes	43			18	24	1	0	0
Contest Totals	835			295	520	20	0	0

PCT 003

Justice, 5th Court of Appeals District, Place 4

Vote For 1

	TOTAL	VOTE %		Election Day	Early Voting	Ballot By Mail	Provisional Ballots	Limited Ballots
REP Emily A. Miskel	245	31.13%	<div><div></div></div>	87	153	5	0	0
DEM Maricela Moore	542	68.87%	<div><div></div></div>	190	338	14	0	0
Total Votes Cast	787	100.00%	<div><div></div></div>	277	491	19	0	0
Overvotes	0			0	0	0	0	0
Undervotes	48			18	29	1	0	0
Contest Totals	835			295	520	20	0	0

Justice, 5th Court of Appeals District, Place 7

Vote For 1

	TOTAL	VOTE %		Election Day	Early Voting	Ballot By Mail	Provisional Ballots	Limited Ballots
REP Kristina Williams	240	30.69%	<div><div></div></div>	86	149	5	0	0
DEM Nancy Kennedy	542	69.31%	<div><div></div></div>	189	339	14	0	0
Total Votes Cast	782	100.00%	<div><div></div></div>	275	488	19	0	0
Overvotes	0			0	0	0	0	0
Undervotes	53			20	32	1	0	0
Contest Totals	835			295	520	20	0	0

County Judge CCD

Vote For 1

	TOTAL	VOTE %		Election Day	Early Voting	Ballot By Mail	Provisional Ballots	Limited Ballots
REP Chris Hill	246	30.94%	<div><div></div></div>	85	156	5	0	0
DEM Joshua Murray	549	69.06%	<div><div></div></div>	194	341	14	0	0
Total Votes Cast	795	100.00%	<div><div></div></div>	279	497	19	0	0
Overvotes	0			0	0	0	0	0
Undervotes	40			16	23	1	0	0
Contest Totals	835			295	520	20	0	0

District Clerk CCD

Vote For 1

	TOTAL	VOTE %		Election Day	Early Voting	Ballot By Mail	Provisional Ballots	Limited Ballots
REP Mike Gould	249	31.68%	<div><div></div></div>	87	157	5	0	0
DEM David Brignac	537	68.32%	<div><div></div></div>	189	334	14	0	0
Total Votes Cast	786	100.00%	<div><div></div></div>	276	491	19	0	0
Overvotes	0			0	0	0	0	0
Undervotes	49			19	29	1	0	0
Contest Totals	835			295	520	20	0	0

PCT 004

U. S. Representative District 3

Vote For 1

	TOTAL	VOTE %		Election Day	Early Voting	Ballot By Mail	Provisional Ballots	Limited Ballots
REP Keith Self	1,176	70.42%	<div><div></div></div>	380	773	22	1	0
DEM Sandeep Srivastava	461	27.60%	<div><div></div></div>	136	315	9	1	0
LIB Christopher Claytor	33	1.98%	<div><div></div></div>	12	21	0	0	0
Total Votes Cast	1,670	100.00%	<div><div></div></div>	528	1,109	31	2	0
Overvotes	0			0	0	0	0	0
Undervotes	24			10	14	0	0	0
Contest Totals	1,694			538	1,123	31	2	0

Governor

Vote For 1

	TOTAL	VOTE %		Election Day	Early Voting	Ballot By Mail	Provisional Ballots	Limited Ballots
REP Greg Abbott	1,154	68.32%	<div><div></div></div>	375	758	20	1	0
DEM Beto O'Rourke	517	30.61%	<div><div></div></div>	153	353	10	1	0
LIB Mark Tippetts	17	1.01%	<div><div></div></div>	6	10	1	0	0
GRN Delilah Barrios	1	0.06%	<div><div></div></div>	1	0	0	0	0
Write-In Totals	0	0.00%	<div><div></div></div>	0	0	0	0	0
Total Votes Cast	1,689	100.00%	<div><div></div></div>	535	1,121	31	2	0
Overvotes	0			0	0	0	0	0
Undervotes	5			3	2	0	0	0
Contest Totals	1,694			538	1,123	31	2	0

Lieutenant Governor

Vote For 1

	TOTAL	VOTE %		Election Day	Early Voting	Ballot By Mail	Provisional Ballots	Limited Ballots
REP Dan Patrick	1,122	67.07%	<div><div></div></div>	366	736	19	1	0
DEM Mike Collier	519	31.02%	<div><div></div></div>	148	358	12	1	0
LIB Shanna Steele	32	1.91%	<div><div></div></div>	14	18	0	0	0
Total Votes Cast	1,673	100.00%	<div><div></div></div>	528	1,112	31	2	0
Overvotes	0			0	0	0	0	0
Undervotes	21			10	11	0	0	0
Contest Totals	1,694			538	1,123	31	2	0

Attorney General

Vote For 1

	TOTAL	VOTE %		Election Day	Early Voting	Ballot By Mail	Provisional Ballots	Limited Ballots
REP Ken Paxton	1,110	66.51%	<div><div></div></div>	360	731	18	1	0
DEM Rochelle Mercedes Garza	508	30.44%	<div><div></div></div>	148	347	12	1	0
LIB Mark Ash	51	3.06%	<div><div></div></div>	18	33	0	0	0
Total Votes Cast	1,669	100.00%	<div><div></div></div>	526	1,111	30	2	0
Overvotes	0			0	0	0	0	0
Undervotes	25			12	12	1	0	0
Contest Totals	1,694			538	1,123	31	2	0

PCT 004

Comptroller of Public Accounts

Vote For 1

	TOTAL	VOTE %		Election Day	Early Voting	Ballot By Mail	Provisional Ballots	Limited Ballots
REP Glenn Hegar	1,175	70.87%	<div><div></div></div>	375	777	22	1	0
DEM Janet T. Dudding	459	27.68%	<div><div></div></div>	129	320	9	1	0
LIB V. Alonzo Echevarria-Garza	24	1.45%	<div><div></div></div>	12	12	0	0	0
Total Votes Cast	1,658	100.00%	<div><div></div></div>	516	1,109	31	2	0
Overvotes	0			0	0	0	0	0
Undervotes	36			22	14	0	0	0
Contest Totals	1,694			538	1,123	31	2	0

Commissioner of the General Land Office

Vote For 1

	TOTAL	VOTE %		Election Day	Early Voting	Ballot By Mail	Provisional Ballots	Limited Ballots
REP Dawn Buckingham	1,177	71.03%	<div><div></div></div>	382	773	21	1	0
DEM Jay Kleberg	467	28.18%	<div><div></div></div>	133	323	10	1	0
GRN Alfred Molison, Jr	13	0.78%	<div><div></div></div>	4	9	0	0	0
Write-In Totals	0	0.00%	<div><div></div></div>	0	0	0	0	0
Total Votes Cast	1,657	100.00%	<div><div></div></div>	519	1,105	31	2	0
Overvotes	0			0	0	0	0	0
Undervotes	37			19	18	0	0	0
Contest Totals	1,694			538	1,123	31	2	0

Commissioner of Agriculture

Vote For 1

	TOTAL	VOTE %		Election Day	Early Voting	Ballot By Mail	Provisional Ballots	Limited Ballots
REP Sid Miller	1,165	70.52%	<div><div></div></div>	381	761	22	1	0
DEM Susan Hays	487	29.48%	<div><div></div></div>	138	339	9	1	0
Total Votes Cast	1,652	100.00%	<div><div></div></div>	519	1,100	31	2	0
Overvotes	0			0	0	0	0	0
Undervotes	42			19	23	0	0	0
Contest Totals	1,694			538	1,123	31	2	0

Railroad Commissioner

Vote For 1

	TOTAL	VOTE %		Election Day	Early Voting	Ballot By Mail	Provisional Ballots	Limited Ballots
REP Wayne Christian	1,153	69.67%	<div><div></div></div>	377	754	21	1	0
DEM Luke Warford	453	27.37%	<div><div></div></div>	124	318	10	1	0
LIB Jaime Andres Diez	36	2.18%	<div><div></div></div>	13	23	0	0	0
GRN Hunter Wayne Crow	13	0.79%	<div><div></div></div>	7	6	0	0	0
Total Votes Cast	1,655	100.00%	<div><div></div></div>	521	1,101	31	2	0
Overvotes	0			0	0	0	0	0
Undervotes	39			17	22	0	0	0
Contest Totals	1,694			538	1,123	31	2	0

PCT 004

Justice, Supreme Court, Place 3

Vote For 1

	TOTAL	VOTE %		Election Day	Early Voting	Ballot By Mail	Provisional Ballots	Limited Ballots
REP Debra Lehrmann	1,161	69.77%	<div><div></div></div>	374	765	21	1	0
DEM Erin A. Nowell	473	28.43%	<div><div></div></div>	133	329	10	1	0
LIB Thomas Edward Oxford	30	1.80%	<div><div></div></div>	17	13	0	0	0
Total Votes Cast	1,664	100.00%	<div><div></div></div>	524	1,107	31	2	0
Overvotes	0			0	0	0	0	0
Undervotes	30			14	16	0	0	0
Contest Totals	1,694			538	1,123	31	2	0

Justice, Supreme Court, Place 5

Vote For 1

	TOTAL	VOTE %		Election Day	Early Voting	Ballot By Mail	Provisional Ballots	Limited Ballots
REP Rebeca Huddle	1,172	70.56%	<div><div></div></div>	382	768	21	1	0
DEM Amanda Reichel	489	29.44%	<div><div></div></div>	141	337	10	1	0
Total Votes Cast	1,661	100.00%	<div><div></div></div>	523	1,105	31	2	0
Overvotes	0			0	0	0	0	0
Undervotes	33			15	18	0	0	0
Contest Totals	1,694			538	1,123	31	2	0

Justice, Supreme Court, Place 9

Vote For 1

	TOTAL	VOTE %		Election Day	Early Voting	Ballot By Mail	Provisional Ballots	Limited Ballots
REP Evan Young	1,172	70.69%	<div><div></div></div>	381	769	21	1	0
DEM Julia Maldonado	486	29.31%	<div><div></div></div>	140	335	10	1	0
Total Votes Cast	1,658	100.00%	<div><div></div></div>	521	1,104	31	2	0
Overvotes	0			0	0	0	0	0
Undervotes	36			17	19	0	0	0
Contest Totals	1,694			538	1,123	31	2	0

Judge, Court of Criminal Appeals, Place 5

Vote For 1

	TOTAL	VOTE %		Election Day	Early Voting	Ballot By Mail	Provisional Ballots	Limited Ballots
REP Scott Walker	1,162	70.25%	<div><div></div></div>	379	763	19	1	0
DEM Dana Huffman	492	29.75%	<div><div></div></div>	141	338	12	1	0
Total Votes Cast	1,654	100.00%	<div><div></div></div>	520	1,101	31	2	0
Overvotes	0			0	0	0	0	0
Undervotes	40			18	22	0	0	0
Contest Totals	1,694			538	1,123	31	2	0

PCT 004

Judge, Court of Criminal Appeals, Place 6

Vote For 1

	TOTAL	VOTE %		Election Day	Early Voting	Ballot By Mail	Provisional Ballots	Limited Ballots
REP Jesse F. McClure, III	1,171	70.80%	<div><div></div></div>	383	766	21	1	0
DEM Robert Johnson	483	29.20%	<div><div></div></div>	138	334	10	1	0
Total Votes Cast	1,654	100.00%	<div><div></div></div>	521	1,100	31	2	0
Overvotes	0			0	0	0	0	0
Undervotes	40			17	23	0	0	0
Contest Totals	1,694			538	1,123	31	2	0

Member, State Board of Education, District 12 CCD

Vote For 1

	TOTAL	VOTE %		Election Day	Early Voting	Ballot By Mail	Provisional Ballots	Limited Ballots
REP Pam Little	1,150	69.53%	<div><div></div></div>	371	758	20	1	0
DEM Alex Cornwallis	465	28.11%	<div><div></div></div>	127	327	10	1	0
LIB Christy Mowrey	39	2.36%	<div><div></div></div>	22	17	0	0	0
Write-In Totals	0	0.00%	<div><div></div></div>	0	0	0	0	0
Total Votes Cast	1,654	100.00%	<div><div></div></div>	520	1,102	30	2	0
Overvotes	1			0	0	1	0	0
Undervotes	39			18	21	0	0	0
Contest Totals	1,694			538	1,123	31	2	0

State Senator, District 8

Vote For 1

	TOTAL	VOTE %		Election Day	Early Voting	Ballot By Mail	Provisional Ballots	Limited Ballots
REP Angela Paxton	1,124	67.71%	<div><div></div></div>	373	731	19	1	0
DEM Jonathan Cocks	494	29.76%	<div><div></div></div>	132	349	12	1	0
LIB Edward Kless	42	2.53%	<div><div></div></div>	17	25	0	0	0
Total Votes Cast	1,660	100.00%	<div><div></div></div>	522	1,105	31	2	0
Overvotes	0			0	0	0	0	0
Undervotes	34			16	18	0	0	0
Contest Totals	1,694			538	1,123	31	2	0

State Representative, District 67

Vote For 1

	TOTAL	VOTE %		Election Day	Early Voting	Ballot By Mail	Provisional Ballots	Limited Ballots
REP Jeff Leach	1,161	70.11%	<div><div></div></div>	379	760	21	1	0
DEM Kevin Morris	495	29.89%	<div><div></div></div>	142	342	10	1	0
Total Votes Cast	1,656	100.00%	<div><div></div></div>	521	1,102	31	2	0
Overvotes	0			0	0	0	0	0
Undervotes	38			17	21	0	0	0
Contest Totals	1,694			538	1,123	31	2	0

PCT 004

Justice, 5th Court of Appeals District, Place 4

Vote For 1

	TOTAL	VOTE %		Election Day	Early Voting	Ballot By Mail	Provisional Ballots	Limited Ballots
REP Emily A. Miskel	1,168	70.79%	<div><div></div></div>	383	763	21	1	0
DEM Maricela Moore	482	29.21%	<div><div></div></div>	135	336	10	1	0
Total Votes Cast	1,650	100.00%	<div><div></div></div>	518	1,099	31	2	0
Overvotes	0			0	0	0	0	0
Undervotes	44			20	24	0	0	0
Contest Totals	1,694			538	1,123	31	2	0

Justice, 5th Court of Appeals District, Place 7

Vote For 1

	TOTAL	VOTE %		Election Day	Early Voting	Ballot By Mail	Provisional Ballots	Limited Ballots
REP Kristina Williams	1,167	70.68%	<div><div></div></div>	383	762	21	1	0
DEM Nancy Kennedy	484	29.32%	<div><div></div></div>	134	339	10	1	0
Total Votes Cast	1,651	100.00%	<div><div></div></div>	517	1,101	31	2	0
Overvotes	0			0	0	0	0	0
Undervotes	43			21	22	0	0	0
Contest Totals	1,694			538	1,123	31	2	0

County Judge CCD

Vote For 1

	TOTAL	VOTE %		Election Day	Early Voting	Ballot By Mail	Provisional Ballots	Limited Ballots
REP Chris Hill	1,162	70.34%	<div><div></div></div>	381	761	19	1	0
DEM Joshua Murray	490	29.66%	<div><div></div></div>	137	340	12	1	0
Total Votes Cast	1,652	100.00%	<div><div></div></div>	518	1,101	31	2	0
Overvotes	0			0	0	0	0	0
Undervotes	42			20	22	0	0	0
Contest Totals	1,694			538	1,123	31	2	0

District Clerk CCD

Vote For 1

	TOTAL	VOTE %		Election Day	Early Voting	Ballot By Mail	Provisional Ballots	Limited Ballots
REP Mike Gould	1,171	71.14%	<div><div></div></div>	378	771	21	1	0
DEM David Brignac	475	28.86%	<div><div></div></div>	137	327	10	1	0
Total Votes Cast	1,646	100.00%	<div><div></div></div>	515	1,098	31	2	0
Overvotes	0			0	0	0	0	0
Undervotes	48			23	25	0	0	0
Contest Totals	1,694			538	1,123	31	2	0

PCT 005

U. S. Representative District 3

Vote For 1

	TOTAL	VOTE %		Election Day	Early Voting	Ballot By Mail	Provisional Ballots	Limited Ballots
REP Keith Self	363	64.36%	<div><div></div></div>	81	260	22	0	0
DEM Sandeep Srivastava	178	31.56%	<div><div></div></div>	41	126	11	0	0
LIB Christopher Claytor	23	4.08%	<div><div></div></div>	6	15	2	0	0
Total Votes Cast	564	100.00%	<div><div></div></div>	128	401	35	0	0
Overvotes	0			0	0	0	0	0
Undervotes	12			1	9	2	0	0
Contest Totals	576			129	410	37	0	0

Governor

Vote For 1

	TOTAL	VOTE %		Election Day	Early Voting	Ballot By Mail	Provisional Ballots	Limited Ballots
REP Greg Abbott	370	64.35%	<div><div></div></div>	77	271	22	0	0
DEM Beto O'Rourke	195	33.91%	<div><div></div></div>	46	134	15	0	0
LIB Mark Tippetts	8	1.39%	<div><div></div></div>	4	4	0	0	0
GRN Delilah Barrios	2	0.35%	<div><div></div></div>	2	0	0	0	0
Write-In Totals	0	0.00%	<div><div></div></div>	0	0	0	0	0
Total Votes Cast	575	100.00%	<div><div></div></div>	129	409	37	0	0
Overvotes	0			0	0	0	0	0
Undervotes	1			0	1	0	0	0
Contest Totals	576			129	410	37	0	0

Lieutenant Governor

Vote For 1

	TOTAL	VOTE %		Election Day	Early Voting	Ballot By Mail	Provisional Ballots	Limited Ballots
REP Dan Patrick	348	61.27%	<div><div></div></div>	74	255	19	0	0
DEM Mike Collier	206	36.27%	<div><div></div></div>	47	142	17	0	0
LIB Shanna Steele	14	2.46%	<div><div></div></div>	7	7	0	0	0
Total Votes Cast	568	100.00%	<div><div></div></div>	128	404	36	0	0
Overvotes	0			0	0	0	0	0
Undervotes	8			1	6	1	0	0
Contest Totals	576			129	410	37	0	0

Attorney General

Vote For 1

	TOTAL	VOTE %		Election Day	Early Voting	Ballot By Mail	Provisional Ballots	Limited Ballots
REP Ken Paxton	341	60.89%	<div><div></div></div>	74	250	17	0	0
DEM Rochelle Mercedes Garza	195	34.82%	<div><div></div></div>	44	136	15	0	0
LIB Mark Ash	24	4.29%	<div><div></div></div>	7	14	3	0	0
Total Votes Cast	560	100.00%	<div><div></div></div>	125	400	35	0	0
Overvotes	0			0	0	0	0	0
Undervotes	16			4	10	2	0	0
Contest Totals	576			129	410	37	0	0

PCT 005

Comptroller of Public Accounts

Vote For 1

	TOTAL	VOTE %		Election Day	Early Voting	Ballot By Mail	Provisional Ballots	Limited Ballots
REP Glenn Hegar	381	67.43%	<div><div></div></div>	81	276	24	0	0
DEM Janet T. Dudding	172	30.44%	<div><div></div></div>	39	122	11	0	0
LIB V. Alonzo Echevarria-Garza	12	2.12%	<div><div></div></div>	6	5	1	0	0
Total Votes Cast	565	100.00%	<div><div></div></div>	126	403	36	0	0
Overvotes	0			0	0	0	0	0
Undervotes	11			3	7	1	0	0
Contest Totals	576			129	410	37	0	0

Commissioner of the General Land Office

Vote For 1

	TOTAL	VOTE %		Election Day	Early Voting	Ballot By Mail	Provisional Ballots	Limited Ballots
REP Dawn Buckingham	369	65.66%	<div><div></div></div>	82	267	20	0	0
DEM Jay Kleberg	188	33.45%	<div><div></div></div>	40	134	14	0	0
GRN Alfred Molison, Jr	5	0.89%	<div><div></div></div>	2	3	0	0	0
Write-In Totals	0	0.00%	<div><div></div></div>	0	0	0	0	0
Total Votes Cast	562	100.00%	<div><div></div></div>	124	404	34	0	0
Overvotes	0			0	0	0	0	0
Undervotes	14			5	6	3	0	0
Contest Totals	576			129	410	37	0	0

Commissioner of Agriculture

Vote For 1

	TOTAL	VOTE %		Election Day	Early Voting	Ballot By Mail	Provisional Ballots	Limited Ballots
REP Sid Miller	366	65.12%	<div><div></div></div>	82	262	22	0	0
DEM Susan Hays	196	34.88%	<div><div></div></div>	43	140	13	0	0
Total Votes Cast	562	100.00%	<div><div></div></div>	125	402	35	0	0
Overvotes	0			0	0	0	0	0
Undervotes	14			4	8	2	0	0
Contest Totals	576			129	410	37	0	0

Railroad Commissioner

Vote For 1

	TOTAL	VOTE %		Election Day	Early Voting	Ballot By Mail	Provisional Ballots	Limited Ballots
REP Wayne Christian	364	64.65%	<div><div></div></div>	78	264	22	0	0
DEM Luke Warford	178	31.62%	<div><div></div></div>	40	125	13	0	0
LIB Jaime Andres Diez	19	3.37%	<div><div></div></div>	6	13	0	0	0
GRN Hunter Wayne Crow	2	0.36%	<div><div></div></div>	0	2	0	0	0
Total Votes Cast	563	100.00%	<div><div></div></div>	124	404	35	0	0
Overvotes	0			0	0	0	0	0
Undervotes	13			5	6	2	0	0
Contest Totals	576			129	410	37	0	0

PCT 005

Justice, Supreme Court, Place 3

Vote For 1

	TOTAL	VOTE %		Election Day	Early Voting	Ballot By Mail	Provisional Ballots	Limited Ballots
REP Debra Lehrmann	369	65.89%	<div><div></div></div>	78	267	24	0	0
DEM Erin A. Nowell	174	31.07%	<div><div></div></div>	42	122	10	0	0
LIB Thomas Edward Oxford	17	3.04%	<div><div></div></div>	5	11	1	0	0
Total Votes Cast	560	100.00%	<div><div></div></div>	125	400	35	0	0
Overvotes	0			0	0	0	0	0
Undervotes	16			4	10	2	0	0
Contest Totals	576			129	410	37	0	0

Justice, Supreme Court, Place 5

Vote For 1

	TOTAL	VOTE %		Election Day	Early Voting	Ballot By Mail	Provisional Ballots	Limited Ballots
REP Rebeca Huddle	375	67.45%	<div><div></div></div>	83	269	23	0	0
DEM Amanda Reichel	181	32.55%	<div><div></div></div>	41	128	12	0	0
Total Votes Cast	556	100.00%	<div><div></div></div>	124	397	35	0	0
Overvotes	0			0	0	0	0	0
Undervotes	20			5	13	2	0	0
Contest Totals	576			129	410	37	0	0

Justice, Supreme Court, Place 9

Vote For 1

	TOTAL	VOTE %		Election Day	Early Voting	Ballot By Mail	Provisional Ballots	Limited Ballots
REP Evan Young	366	65.83%	<div><div></div></div>	79	265	22	0	0
DEM Julia Maldonado	190	34.17%	<div><div></div></div>	46	132	12	0	0
Total Votes Cast	556	100.00%	<div><div></div></div>	125	397	34	0	0
Overvotes	0			0	0	0	0	0
Undervotes	20			4	13	3	0	0
Contest Totals	576			129	410	37	0	0

Judge, Court of Criminal Appeals, Place 5

Vote For 1

	TOTAL	VOTE %		Election Day	Early Voting	Ballot By Mail	Provisional Ballots	Limited Ballots
REP Scott Walker	374	67.03%	<div><div></div></div>	82	269	23	0	0
DEM Dana Huffman	184	32.97%	<div><div></div></div>	42	130	12	0	0
Total Votes Cast	558	100.00%	<div><div></div></div>	124	399	35	0	0
Overvotes	0			0	0	0	0	0
Undervotes	18			5	11	2	0	0
Contest Totals	576			129	410	37	0	0

PCT 005

Judge, Court of Criminal Appeals, Place 6

Vote For 1

	TOTAL	VOTE %		Election Day	Early Voting	Ballot By Mail	Provisional Ballots	Limited Ballots
REP Jesse F. McClure, III	375	67.32%	<div><div></div></div>	81	270	24	0	0
DEM Robert Johnson	182	32.68%	<div><div></div></div>	43	129	10	0	0
Total Votes Cast	557	100.00%	<div><div></div></div>	124	399	34	0	0
Overvotes	0			0	0	0	0	0
Undervotes	19			5	11	3	0	0
Contest Totals	576			129	410	37	0	0

Member, State Board of Education, District 12 CCD

Vote For 1

	TOTAL	VOTE %		Election Day	Early Voting	Ballot By Mail	Provisional Ballots	Limited Ballots
REP Pam Little	357	63.98%	<div><div></div></div>	75	260	22	0	0
DEM Alex Cornwallis	176	31.54%	<div><div></div></div>	39	125	12	0	0
LIB Christy Mowrey	23	4.12%	<div><div></div></div>	11	12	0	0	0
Write-In Totals	2	0.36%	<div><div></div></div>	0	2	0	0	0
Total Votes Cast	558	100.00%	<div><div></div></div>	125	399	34	0	0
Overvotes	0			0	0	0	0	0
Undervotes	18			4	11	3	0	0
Contest Totals	576			129	410	37	0	0

State Senator, District 8

Vote For 1

	TOTAL	VOTE %		Election Day	Early Voting	Ballot By Mail	Provisional Ballots	Limited Ballots
REP Angela Paxton	340	60.71%	<div><div></div></div>	77	245	18	0	0
DEM Jonathan Cocks	195	34.82%	<div><div></div></div>	41	137	17	0	0
LIB Edward Kless	25	4.46%	<div><div></div></div>	7	16	2	0	0
Total Votes Cast	560	100.00%	<div><div></div></div>	125	398	37	0	0
Overvotes	0			0	0	0	0	0
Undervotes	16			4	12	0	0	0
Contest Totals	576			129	410	37	0	0

State Representative, District 67

Vote For 1

	TOTAL	VOTE %		Election Day	Early Voting	Ballot By Mail	Provisional Ballots	Limited Ballots
REP Jeff Leach	373	66.97%	<div><div></div></div>	79	269	25	0	0
DEM Kevin Morris	184	33.03%	<div><div></div></div>	44	130	10	0	0
Total Votes Cast	557	100.00%	<div><div></div></div>	123	399	35	0	0
Overvotes	0			0	0	0	0	0
Undervotes	19			6	11	2	0	0
Contest Totals	576			129	410	37	0	0

PCT 005

Justice, 5th Court of Appeals District, Place 4

Vote For 1

	TOTAL	VOTE %		Election Day	Early Voting	Ballot By Mail	Provisional Ballots	Limited Ballots
REP Emily A. Miskel	372	67.27%	<div><div></div></div>	81	269	22	0	0
DEM Maricela Moore	181	32.73%	<div><div></div></div>	41	128	12	0	0
Total Votes Cast	553	100.00%	<div><div></div></div>	122	397	34	0	0
Overvotes	0			0	0	0	0	0
Undervotes	23			7	13	3	0	0
Contest Totals	576			129	410	37	0	0

Justice, 5th Court of Appeals District, Place 7

Vote For 1

	TOTAL	VOTE %		Election Day	Early Voting	Ballot By Mail	Provisional Ballots	Limited Ballots
REP Kristina Williams	365	66.00%	<div><div></div></div>	82	262	21	0	0
DEM Nancy Kennedy	188	34.00%	<div><div></div></div>	41	134	13	0	0
Total Votes Cast	553	100.00%	<div><div></div></div>	123	396	34	0	0
Overvotes	0			0	0	0	0	0
Undervotes	23			6	14	3	0	0
Contest Totals	576			129	410	37	0	0

County Judge CCD

Vote For 1

	TOTAL	VOTE %		Election Day	Early Voting	Ballot By Mail	Provisional Ballots	Limited Ballots
REP Chris Hill	377	67.08%	<div><div></div></div>	84	269	24	0	0
DEM Joshua Murray	185	32.92%	<div><div></div></div>	42	131	12	0	0
Total Votes Cast	562	100.00%	<div><div></div></div>	126	400	36	0	0
Overvotes	0			0	0	0	0	0
Undervotes	14			3	10	1	0	0
Contest Totals	576			129	410	37	0	0

District Clerk CCD

Vote For 1

	TOTAL	VOTE %		Election Day	Early Voting	Ballot By Mail	Provisional Ballots	Limited Ballots
REP Mike Gould	378	67.50%	<div><div></div></div>	83	274	21	0	0
DEM David Brignac	182	32.50%	<div><div></div></div>	43	126	13	0	0
Total Votes Cast	560	100.00%	<div><div></div></div>	126	400	34	0	0
Overvotes	0			0	0	0	0	0
Undervotes	16			3	10	3	0	0
Contest Totals	576			129	410	37	0	0

PCT 005

County Commissioner, Precinct 4

Vote For 1

	TOTAL	VOTE %		Election Day	Early Voting	Ballot By Mail	Provision al Ballots	Limited Ballots
REP Duncan Webb	374	66.91%	<div><div></div></div>	81	271	22	0	0
DEM Jeffrey Williams	185	33.09%	<div><div></div></div>	44	128	13	0	0
Total Votes Cast	559	100.00%	<div><div></div></div>	125	399	35	0	0
Overvotes	0			0	0	0	0	0
Undervotes	17			4	11	2	0	0
Contest Totals	576			129	410	37	0	0

Justice of the Peace, Precinct 3

Vote For 1

	TOTAL	VOTE %		Election Day	Early Voting	Ballot By Mail	Provision al Ballots	Limited Ballots
REP Mike Missildine	377	67.93%	<div><div></div></div>	82	273	22	0	0
DEM Irvin Lynn Barrett	178	32.07%	<div><div></div></div>	41	125	12	0	0
Total Votes Cast	555	100.00%	<div><div></div></div>	123	398	34	0	0
Overvotes	0			0	0	0	0	0
Undervotes	21			6	12	3	0	0
Contest Totals	576			129	410	37	0	0

PCT 006

U. S. Representative District 3

Vote For 1

	TOTAL	VOTE %		Election Day	Early Voting	Ballot By Mail	Provisional Ballots	Limited Ballots
REP Keith Self	318	43.15%	<div><div></div></div>	115	201	1	1	0
DEM Sandeep Srivastava	401	54.41%	<div><div></div></div>	110	284	5	2	0
LIB Christopher Claytor	18	2.44%	<div><div></div></div>	7	11	0	0	0
Total Votes Cast	737	100.00%	<div><div></div></div>	232	496	6	3	0
Overvotes	0			0	0	0	0	0
Undervotes	7			2	5	0	0	0
Contest Totals	744			234	501	6	3	0

Governor

Vote For 1

	TOTAL	VOTE %		Election Day	Early Voting	Ballot By Mail	Provisional Ballots	Limited Ballots
REP Greg Abbott	309	41.64%	<div><div></div></div>	106	200	2	1	0
DEM Beto O'Rourke	419	56.47%	<div><div></div></div>	121	292	4	2	0
LIB Mark Tippetts	11	1.48%	<div><div></div></div>	4	7	0	0	0
GRN Delilah Barrios	2	0.27%	<div><div></div></div>	2	0	0	0	0
Write-In Totals	1	0.13%	<div><div></div></div>	1	0	0	0	0
Total Votes Cast	742	100.00%	<div><div></div></div>	234	499	6	3	0
Overvotes	0			0	0	0	0	0
Undervotes	2			0	2	0	0	0
Contest Totals	744			234	501	6	3	0

Lieutenant Governor

Vote For 1

	TOTAL	VOTE %		Election Day	Early Voting	Ballot By Mail	Provisional Ballots	Limited Ballots
REP Dan Patrick	312	42.45%	<div><div></div></div>	113	197	1	1	0
DEM Mike Collier	404	54.97%	<div><div></div></div>	115	282	5	2	0
LIB Shanna Steele	19	2.58%	<div><div></div></div>	5	14	0	0	0
Total Votes Cast	735	100.00%	<div><div></div></div>	233	493	6	3	0
Overvotes	0			0	0	0	0	0
Undervotes	9			1	8	0	0	0
Contest Totals	744			234	501	6	3	0

Attorney General

Vote For 1

	TOTAL	VOTE %		Election Day	Early Voting	Ballot By Mail	Provisional Ballots	Limited Ballots
REP Ken Paxton	301	40.95%	<div><div></div></div>	109	190	1	1	0
DEM Rochelle Mercedes Garza	403	54.83%	<div><div></div></div>	116	280	5	2	0
LIB Mark Ash	31	4.22%	<div><div></div></div>	8	23	0	0	0
Total Votes Cast	735	100.00%	<div><div></div></div>	233	493	6	3	0
Overvotes	0			0	0	0	0	0
Undervotes	9			1	8	0	0	0
Contest Totals	744			234	501	6	3	0

PCT 006

Comptroller of Public Accounts

Vote For 1

	TOTAL	VOTE %		Election Day	Early Voting	Ballot By Mail	Provisional Ballots	Limited Ballots
REP Glenn Hegar	314	43.37%	<div><div></div></div>	113	199	1	1	0
DEM Janet T. Dudding	398	54.97%	<div><div></div></div>	110	281	5	2	0
LIB V. Alonzo Echevarria-Garza	12	1.66%	<div><div></div></div>	6	6	0	0	0
Total Votes Cast	724	100.00%	<div><div></div></div>	229	486	6	3	0
Overvotes	0			0	0	0	0	0
Undervotes	20			5	15	0	0	0
Contest Totals	744			234	501	6	3	0

Commissioner of the General Land Office

Vote For 1

	TOTAL	VOTE %		Election Day	Early Voting	Ballot By Mail	Provisional Ballots	Limited Ballots
REP Dawn Buckingham	316	43.71%	<div><div></div></div>	115	199	1	1	0
DEM Jay Kleberg	402	55.60%	<div><div></div></div>	112	283	5	2	0
GRN Alfred Molison, Jr	3	0.41%	<div><div></div></div>	2	1	0	0	0
Write-In Totals	2	0.28%	<div><div></div></div>	0	2	0	0	0
Total Votes Cast	723	100.00%	<div><div></div></div>	229	485	6	3	0
Overvotes	0			0	0	0	0	0
Undervotes	21			5	16	0	0	0
Contest Totals	744			234	501	6	3	0

Commissioner of Agriculture

Vote For 1

	TOTAL	VOTE %		Election Day	Early Voting	Ballot By Mail	Provisional Ballots	Limited Ballots
REP Sid Miller	322	44.17%	<div><div></div></div>	120	200	1	1	0
DEM Susan Hays	407	55.83%	<div><div></div></div>	111	289	5	2	0
Total Votes Cast	729	100.00%	<div><div></div></div>	231	489	6	3	0
Overvotes	0			0	0	0	0	0
Undervotes	15			3	12	0	0	0
Contest Totals	744			234	501	6	3	0

Railroad Commissioner

Vote For 1

	TOTAL	VOTE %		Election Day	Early Voting	Ballot By Mail	Provisional Ballots	Limited Ballots
REP Wayne Christian	308	42.48%	<div><div></div></div>	114	192	1	1	0
DEM Luke Warford	396	54.62%	<div><div></div></div>	107	282	5	2	0
LIB Jaime Andres Diez	19	2.62%	<div><div></div></div>	7	12	0	0	0
GRN Hunter Wayne Crow	2	0.28%	<div><div></div></div>	1	1	0	0	0
Total Votes Cast	725	100.00%	<div><div></div></div>	229	487	6	3	0
Overvotes	0			0	0	0	0	0
Undervotes	19			5	14	0	0	0
Contest Totals	744			234	501	6	3	0

PCT 006

Justice, Supreme Court, Place 3

Vote For 1

	TOTAL	VOTE %		Election Day	Early Voting	Ballot By Mail	Provisional Ballots	Limited Ballots
REP Debra Lehrmann	321	44.21%	<div><div></div></div>	120	199	1	1	0
DEM Erin A. Nowell	393	54.13%	<div><div></div></div>	104	282	5	2	0
LIB Thomas Edward Oxford	12	1.65%	<div><div></div></div>	4	8	0	0	0
Total Votes Cast	726	100.00%	<div><div></div></div>	228	489	6	3	0
Overvotes	0			0	0	0	0	0
Undervotes	18			6	12	0	0	0
Contest Totals	744			234	501	6	3	0

Justice, Supreme Court, Place 5

Vote For 1

	TOTAL	VOTE %		Election Day	Early Voting	Ballot By Mail	Provisional Ballots	Limited Ballots
REP Rebeca Huddle	319	44.12%	<div><div></div></div>	118	199	1	1	0
DEM Amanda Reichel	404	55.88%	<div><div></div></div>	110	287	5	2	0
Total Votes Cast	723	100.00%	<div><div></div></div>	228	486	6	3	0
Overvotes	0			0	0	0	0	0
Undervotes	21			6	15	0	0	0
Contest Totals	744			234	501	6	3	0

Justice, Supreme Court, Place 9

Vote For 1

	TOTAL	VOTE %		Election Day	Early Voting	Ballot By Mail	Provisional Ballots	Limited Ballots
REP Evan Young	321	44.40%	<div><div></div></div>	121	198	1	1	0
DEM Julia Maldonado	402	55.60%	<div><div></div></div>	107	288	5	2	0
Total Votes Cast	723	100.00%	<div><div></div></div>	228	486	6	3	0
Overvotes	0			0	0	0	0	0
Undervotes	21			6	15	0	0	0
Contest Totals	744			234	501	6	3	0

Judge, Court of Criminal Appeals, Place 5

Vote For 1

	TOTAL	VOTE %		Election Day	Early Voting	Ballot By Mail	Provisional Ballots	Limited Ballots
REP Scott Walker	316	43.53%	<div><div></div></div>	114	200	1	1	0
DEM Dana Huffman	410	56.47%	<div><div></div></div>	114	289	5	2	0
Total Votes Cast	726	100.00%	<div><div></div></div>	228	489	6	3	0
Overvotes	0			0	0	0	0	0
Undervotes	18			6	12	0	0	0
Contest Totals	744			234	501	6	3	0

PCT 006

Judge, Court of Criminal Appeals, Place 6

Vote For 1

	TOTAL	VOTE %		Election Day	Early Voting	Ballot By Mail	Provisional Ballots	Limited Ballots
REP Jesse F. McClure, III	324	44.75%	<div><div></div></div>	121	201	1	1	0
DEM Robert Johnson	400	55.25%	<div><div></div></div>	107	286	5	2	0
Total Votes Cast	724	100.00%	<div><div></div></div>	228	487	6	3	0
Overvotes	0			0	0	0	0	0
Undervotes	20			6	14	0	0	0
Contest Totals	744			234	501	6	3	0

Member, State Board of Education, District 12 CCD

Vote For 1

	TOTAL	VOTE %		Election Day	Early Voting	Ballot By Mail	Provisional Ballots	Limited Ballots
REP Pam Little	309	42.45%	<div><div></div></div>	116	191	1	1	0
DEM Alex Cornwallis	396	54.40%	<div><div></div></div>	110	279	5	2	0
LIB Christy Mowrey	21	2.88%	<div><div></div></div>	4	17	0	0	0
Write-In Totals	2	0.27%	<div><div></div></div>	0	2	0	0	0
Total Votes Cast	728	100.00%	<div><div></div></div>	230	489	6	3	0
Overvotes	0			0	0	0	0	0
Undervotes	16			4	12	0	0	0
Contest Totals	744			234	501	6	3	0

State Senator, District 8

Vote For 1

	TOTAL	VOTE %		Election Day	Early Voting	Ballot By Mail	Provisional Ballots	Limited Ballots
REP Angela Paxton	302	41.54%	<div><div></div></div>	113	187	1	1	0
DEM Jonathan Cocks	397	54.61%	<div><div></div></div>	109	281	5	2	0
LIB Edward Kless	28	3.85%	<div><div></div></div>	7	21	0	0	0
Total Votes Cast	727	100.00%	<div><div></div></div>	229	489	6	3	0
Overvotes	0			0	0	0	0	0
Undervotes	17			5	12	0	0	0
Contest Totals	744			234	501	6	3	0

Justice, 5th Court of Appeals District, Place 4

Vote For 1

	TOTAL	VOTE %		Election Day	Early Voting	Ballot By Mail	Provisional Ballots	Limited Ballots
REP Emily A. Miskel	319	44.49%	<div><div></div></div>	115	202	1	1	0
DEM Maricela Moore	398	55.51%	<div><div></div></div>	108	283	5	2	0
Total Votes Cast	717	100.00%	<div><div></div></div>	223	485	6	3	0
Overvotes	0			0	0	0	0	0
Undervotes	27			11	16	0	0	0
Contest Totals	744			234	501	6	3	0

PCT 006

Justice, 5th Court of Appeals District, Place 7

Vote For 1

	TOTAL	VOTE %		Election Day	Early Voting	Ballot By Mail	Provisional Ballots	Limited Ballots
REP Kristina Williams	313	43.90%	<div><div></div></div>	114	197	1	1	0
DEM Nancy Kennedy	400	56.10%	<div><div></div></div>	108	285	5	2	0
Total Votes Cast	713	100.00%	<div><div></div></div>	222	482	6	3	0
Overvotes	0			0	0	0	0	0
Undervotes	31			12	19	0	0	0
Contest Totals	744			234	501	6	3	0

County Judge CCD

Vote For 1

	TOTAL	VOTE %		Election Day	Early Voting	Ballot By Mail	Provisional Ballots	Limited Ballots
REP Chris Hill	314	43.43%	<div><div></div></div>	115	197	1	1	0
DEM Joshua Murray	409	56.57%	<div><div></div></div>	111	291	5	2	0
Total Votes Cast	723	100.00%	<div><div></div></div>	226	488	6	3	0
Overvotes	0			0	0	0	0	0
Undervotes	21			8	13	0	0	0
Contest Totals	744			234	501	6	3	0

District Clerk CCD

Vote For 1

	TOTAL	VOTE %		Election Day	Early Voting	Ballot By Mail	Provisional Ballots	Limited Ballots
REP Mike Gould	323	44.80%	<div><div></div></div>	118	203	1	1	0
DEM David Brignac	398	55.20%	<div><div></div></div>	108	283	5	2	0
Total Votes Cast	721	100.00%	<div><div></div></div>	226	486	6	3	0
Overvotes	0			0	0	0	0	0
Undervotes	23			8	15	0	0	0
Contest Totals	744			234	501	6	3	0

Justice of the Peace, Precinct 3

Vote For 1

	TOTAL	VOTE %		Election Day	Early Voting	Ballot By Mail	Provisional Ballots	Limited Ballots
REP Mike Missildine	318	44.23%	<div><div></div></div>	117	199	1	1	0
DEM Irvin Lynn Barrett	401	55.77%	<div><div></div></div>	109	285	5	2	0
Total Votes Cast	719	100.00%	<div><div></div></div>	226	484	6	3	0
Overvotes	0			0	0	0	0	0
Undervotes	25			8	17	0	0	0
Contest Totals	744			234	501	6	3	0

PCT 007

U. S. Representative District 3

Vote For 1

	TOTAL	VOTE %		Election Day	Early Voting	Ballot By Mail	Provisional Ballots	Limited Ballots
REP Keith Self	386	50.06%	<div><div></div></div>	103	270	13	0	0
DEM Sandeep Srivastava	366	47.47%	<div><div></div></div>	83	261	19	3	0
LIB Christopher Claytor	19	2.46%	<div><div></div></div>	10	9	0	0	0
Total Votes Cast	771	100.00%	<div><div></div></div>	196	540	32	3	0
Overvotes	0			0	0	0	0	0
Undervotes	19			6	13	0	0	0
Contest Totals	790			202	553	32	3	0

Governor

Vote For 1

	TOTAL	VOTE %		Election Day	Early Voting	Ballot By Mail	Provisional Ballots	Limited Ballots
REP Greg Abbott	383	48.67%	<div><div></div></div>	104	266	13	0	0
DEM Beto O'Rourke	393	49.94%	<div><div></div></div>	94	277	19	3	0
LIB Mark Tippetts	6	0.76%	<div><div></div></div>	2	4	0	0	0
GRN Delilah Barrios	3	0.38%	<div><div></div></div>	2	1	0	0	0
Write-In Totals	2	0.25%	<div><div></div></div>	0	2	0	0	0
Total Votes Cast	787	100.00%	<div><div></div></div>	202	550	32	3	0
Overvotes	0			0	0	0	0	0
Undervotes	3			0	3	0	0	0
Contest Totals	790			202	553	32	3	0

Lieutenant Governor

Vote For 1

	TOTAL	VOTE %		Election Day	Early Voting	Ballot By Mail	Provisional Ballots	Limited Ballots
REP Dan Patrick	374	48.32%	<div><div></div></div>	104	258	12	0	0
DEM Mike Collier	380	49.10%	<div><div></div></div>	86	272	19	3	0
LIB Shanna Steele	20	2.58%	<div><div></div></div>	7	12	1	0	0
Total Votes Cast	774	100.00%	<div><div></div></div>	197	542	32	3	0
Overvotes	0			0	0	0	0	0
Undervotes	16			5	11	0	0	0
Contest Totals	790			202	553	32	3	0

Attorney General

Vote For 1

	TOTAL	VOTE %		Election Day	Early Voting	Ballot By Mail	Provisional Ballots	Limited Ballots
REP Ken Paxton	353	45.73%	<div><div></div></div>	96	244	12	1	0
DEM Rochelle Mercedes Garza	385	49.87%	<div><div></div></div>	87	278	18	2	0
LIB Mark Ash	34	4.40%	<div><div></div></div>	15	17	2	0	0
Total Votes Cast	772	100.00%	<div><div></div></div>	198	539	32	3	0
Overvotes	0			0	0	0	0	0
Undervotes	18			4	14	0	0	0
Contest Totals	790			202	553	32	3	0

PCT 007

Comptroller of Public Accounts

Vote For 1

	TOTAL	VOTE %		Election Day	Early Voting	Ballot By Mail	Provisional Ballots	Limited Ballots
REP Glenn Hegar	391	50.91%	<div><div></div></div>	102	276	13	0	0
DEM Janet T. Dudding	357	46.48%	<div><div></div></div>	84	251	19	3	0
LIB V. Alonzo Echevarria-Garza	20	2.60%	<div><div></div></div>	10	10	0	0	0
Total Votes Cast	768	100.00%	<div><div></div></div>	196	537	32	3	0
Overvotes	0			0	0	0	0	0
Undervotes	22			6	16	0	0	0
Contest Totals	790			202	553	32	3	0

Commissioner of the General Land Office

Vote For 1

	TOTAL	VOTE %		Election Day	Early Voting	Ballot By Mail	Provisional Ballots	Limited Ballots
REP Dawn Buckingham	385	50.39%	<div><div></div></div>	106	266	13	0	0
DEM Jay Kleberg	371	48.56%	<div><div></div></div>	89	261	18	3	0
GRN Alfred Molison, Jr	8	1.05%	<div><div></div></div>	1	7	0	0	0
Write-In Totals	0	0.00%	<div><div></div></div>	0	0	0	0	0
Total Votes Cast	764	100.00%	<div><div></div></div>	196	534	31	3	0
Overvotes	0			0	0	0	0	0
Undervotes	26			6	19	1	0	0
Contest Totals	790			202	553	32	3	0

Commissioner of Agriculture

Vote For 1

	TOTAL	VOTE %		Election Day	Early Voting	Ballot By Mail	Provisional Ballots	Limited Ballots
REP Sid Miller	390	50.72%	<div><div></div></div>	107	270	13	0	0
DEM Susan Hays	379	49.28%	<div><div></div></div>	91	266	19	3	0
Total Votes Cast	769	100.00%	<div><div></div></div>	198	536	32	3	0
Overvotes	0			0	0	0	0	0
Undervotes	21			4	17	0	0	0
Contest Totals	790			202	553	32	3	0

Railroad Commissioner

Vote For 1

	TOTAL	VOTE %		Election Day	Early Voting	Ballot By Mail	Provisional Ballots	Limited Ballots
REP Wayne Christian	371	48.31%	<div><div></div></div>	100	258	13	0	0
DEM Luke Warford	365	47.53%	<div><div></div></div>	84	259	19	3	0
LIB Jaime Andres Diez	24	3.12%	<div><div></div></div>	10	14	0	0	0
GRN Hunter Wayne Crow	8	1.04%	<div><div></div></div>	2	6	0	0	0
Total Votes Cast	768	100.00%	<div><div></div></div>	196	537	32	3	0
Overvotes	0			0	0	0	0	0
Undervotes	22			6	16	0	0	0
Contest Totals	790			202	553	32	3	0

PCT 007

Justice, Supreme Court, Place 3

Vote For 1

	TOTAL	VOTE %		Election Day	Early Voting	Ballot By Mail	Provisional Ballots	Limited Ballots
REP Debra Lehrmann	398	51.96%	<div><div></div></div>	107	277	14	0	0
DEM Erin A. Nowell	352	45.95%	<div><div></div></div>	79	252	18	3	0
LIB Thomas Edward Oxford	16	2.09%	<div><div></div></div>	9	7	0	0	0
Total Votes Cast	766	100.00%	<div><div></div></div>	195	536	32	3	0
Overvotes	0			0	0	0	0	0
Undervotes	24			7	17	0	0	0
Contest Totals	790			202	553	32	3	0

Justice, Supreme Court, Place 5

Vote For 1

	TOTAL	VOTE %		Election Day	Early Voting	Ballot By Mail	Provisional Ballots	Limited Ballots
REP Rebeca Huddle	402	52.76%	<div><div></div></div>	108	281	13	0	0
DEM Amanda Reichel	360	47.24%	<div><div></div></div>	86	255	16	3	0
Total Votes Cast	762	100.00%	<div><div></div></div>	194	536	29	3	0
Overvotes	0			0	0	0	0	0
Undervotes	28			8	17	3	0	0
Contest Totals	790			202	553	32	3	0

Justice, Supreme Court, Place 9

Vote For 1

	TOTAL	VOTE %		Election Day	Early Voting	Ballot By Mail	Provisional Ballots	Limited Ballots
REP Evan Young	394	51.57%	<div><div></div></div>	110	271	13	0	0
DEM Julia Maldonado	370	48.43%	<div><div></div></div>	85	265	17	3	0
Total Votes Cast	764	100.00%	<div><div></div></div>	195	536	30	3	0
Overvotes	0			0	0	0	0	0
Undervotes	26			7	17	2	0	0
Contest Totals	790			202	553	32	3	0

Judge, Court of Criminal Appeals, Place 5

Vote For 1

	TOTAL	VOTE %		Election Day	Early Voting	Ballot By Mail	Provisional Ballots	Limited Ballots
REP Scott Walker	392	51.51%	<div><div></div></div>	107	272	13	0	0
DEM Dana Huffman	369	48.49%	<div><div></div></div>	87	262	17	3	0
Total Votes Cast	761	100.00%	<div><div></div></div>	194	534	30	3	0
Overvotes	0			0	0	0	0	0
Undervotes	29			8	19	2	0	0
Contest Totals	790			202	553	32	3	0

PCT 007

Judge, Court of Criminal Appeals, Place 6

Vote For 1

	TOTAL	VOTE %		Election Day	Early Voting	Ballot By Mail	Provisional Ballots	Limited Ballots
REP Jesse F. McClure, III	394	51.84%	<div><div></div></div>	109	271	14	0	0
DEM Robert Johnson	366	48.16%	<div><div></div></div>	87	260	16	3	0
Total Votes Cast	760	100.00%	<div><div></div></div>	196	531	30	3	0
Overvotes	0			0	0	0	0	0
Undervotes	30			6	22	2	0	0
Contest Totals	790			202	553	32	3	0

Member, State Board of Education, District 12 CCD

Vote For 1

	TOTAL	VOTE %		Election Day	Early Voting	Ballot By Mail	Provisional Ballots	Limited Ballots
REP Pam Little	383	50.26%	<div><div></div></div>	105	265	13	0	0
DEM Alex Cornwallis	358	46.98%	<div><div></div></div>	81	257	17	3	0
LIB Christy Mowrey	21	2.76%	<div><div></div></div>	10	11	0	0	0
Write-In Totals	0	0.00%	<div><div></div></div>	0	0	0	0	0
Total Votes Cast	762	100.00%	<div><div></div></div>	196	533	30	3	0
Overvotes	0			0	0	0	0	0
Undervotes	28			6	20	2	0	0
Contest Totals	790			202	553	32	3	0

State Senator, District 8

Vote For 1

	TOTAL	VOTE %		Election Day	Early Voting	Ballot By Mail	Provisional Ballots	Limited Ballots
REP Angela Paxton	366	47.84%	<div><div></div></div>	97	257	12	0	0
DEM Jonathan Cocks	370	48.37%	<div><div></div></div>	86	263	18	3	0
LIB Edward Kless	29	3.79%	<div><div></div></div>	14	14	1	0	0
Total Votes Cast	765	100.00%	<div><div></div></div>	197	534	31	3	0
Overvotes	0			0	0	0	0	0
Undervotes	25			5	19	1	0	0
Contest Totals	790			202	553	32	3	0

Justice, 5th Court of Appeals District, Place 4

Vote For 1

	TOTAL	VOTE %		Election Day	Early Voting	Ballot By Mail	Provisional Ballots	Limited Ballots
REP Emily A. Miskel	395	52.11%	<div><div></div></div>	108	274	13	0	0
DEM Maricela Moore	363	47.89%	<div><div></div></div>	85	258	17	3	0
Total Votes Cast	758	100.00%	<div><div></div></div>	193	532	30	3	0
Overvotes	0			0	0	0	0	0
Undervotes	32			9	21	2	0	0
Contest Totals	790			202	553	32	3	0

PCT 007

Justice, 5th Court of Appeals District, Place 7

Vote For 1

	TOTAL	VOTE %		Election Day	Early Voting	Ballot By Mail	Provisional Ballots	Limited Ballots
REP Kristina Williams	395	51.91%	<div><div></div></div>	109	273	13	0	0
DEM Nancy Kennedy	366	48.09%	<div><div></div></div>	85	259	19	3	0
Total Votes Cast	761	100.00%	<div><div></div></div>	194	532	32	3	0
Overvotes	0			0	0	0	0	0
Undervotes	29			8	21	0	0	0
Contest Totals	790			202	553	32	3	0

County Judge CCD

Vote For 1

	TOTAL	VOTE %		Election Day	Early Voting	Ballot By Mail	Provisional Ballots	Limited Ballots
REP Chris Hill	400	52.56%	<div><div></div></div>	111	276	13	0	0
DEM Joshua Murray	361	47.44%	<div><div></div></div>	83	256	19	3	0
Total Votes Cast	761	100.00%	<div><div></div></div>	194	532	32	3	0
Overvotes	0			0	0	0	0	0
Undervotes	29			8	21	0	0	0
Contest Totals	790			202	553	32	3	0

District Clerk CCD

Vote For 1

	TOTAL	VOTE %		Election Day	Early Voting	Ballot By Mail	Provisional Ballots	Limited Ballots
REP Mike Gould	396	52.59%	<div><div></div></div>	109	273	14	0	0
DEM David Brignac	357	47.41%	<div><div></div></div>	83	253	18	3	0
Total Votes Cast	753	100.00%	<div><div></div></div>	192	526	32	3	0
Overvotes	0			0	0	0	0	0
Undervotes	37			10	27	0	0	0
Contest Totals	790			202	553	32	3	0

Justice of the Peace, Precinct 3

Vote For 1

	TOTAL	VOTE %		Election Day	Early Voting	Ballot By Mail	Provisional Ballots	Limited Ballots
REP Mike Missildine	397	52.44%	<div><div></div></div>	113	271	13	0	0
DEM Irvin Lynn Barrett	360	47.56%	<div><div></div></div>	81	258	18	3	0
Total Votes Cast	757	100.00%	<div><div></div></div>	194	529	31	3	0
Overvotes	0			0	0	0	0	0
Undervotes	33			8	24	1	0	0
Contest Totals	790			202	553	32	3	0

PCT 008

U. S. Representative District 3

Vote For 1

	TOTAL	VOTE %		Election Day	Early Voting	Ballot By Mail	Provisional Ballots	Limited Ballots
REP Keith Self	1,120	69.01%	<div><div></div></div>	402	687	25	6	0
DEM Sandeep Srivastava	465	28.65%	<div><div></div></div>	166	278	21	0	0
LIB Christopher Claytor	38	2.34%	<div><div></div></div>	15	22	1	0	0
Total Votes Cast	1,623	100.00%	<div><div></div></div>	583	987	47	6	0
Overvotes	0			0	0	0	0	0
Undervotes	36			20	16	0	0	0
Contest Totals	1,659			603	1,003	47	6	0

Governor

Vote For 1

	TOTAL	VOTE %		Election Day	Early Voting	Ballot By Mail	Provisional Ballots	Limited Ballots
REP Greg Abbott	1,137	68.70%	<div><div></div></div>	412	694	25	6	0
DEM Beto O'Rourke	504	30.45%	<div><div></div></div>	184	299	21	0	0
LIB Mark Tippetts	11	0.66%	<div><div></div></div>	6	5	0	0	0
GRN Delilah Barrios	3	0.18%	<div><div></div></div>	0	3	0	0	0
Write-In Totals	0	0.00%	<div><div></div></div>	0	0	0	0	0
Total Votes Cast	1,655	100.00%	<div><div></div></div>	602	1,001	46	6	0
Overvotes	0			0	0	0	0	0
Undervotes	4			1	2	1	0	0
Contest Totals	1,659			603	1,003	47	6	0

Lieutenant Governor

Vote For 1

	TOTAL	VOTE %		Election Day	Early Voting	Ballot By Mail	Provisional Ballots	Limited Ballots
REP Dan Patrick	1,100	67.53%	<div><div></div></div>	396	673	26	5	0
DEM Mike Collier	487	29.90%	<div><div></div></div>	172	294	21	0	0
LIB Shanna Steele	42	2.58%	<div><div></div></div>	17	24	0	1	0
Total Votes Cast	1,629	100.00%	<div><div></div></div>	585	991	47	6	0
Overvotes	0			0	0	0	0	0
Undervotes	30			18	12	0	0	0
Contest Totals	1,659			603	1,003	47	6	0

Attorney General

Vote For 1

	TOTAL	VOTE %		Election Day	Early Voting	Ballot By Mail	Provisional Ballots	Limited Ballots
REP Ken Paxton	1,090	66.99%	<div><div></div></div>	392	668	26	4	0
DEM Rochelle Mercedes Garza	483	29.69%	<div><div></div></div>	173	289	21	0	0
LIB Mark Ash	54	3.32%	<div><div></div></div>	18	34	0	2	0
Total Votes Cast	1,627	100.00%	<div><div></div></div>	583	991	47	6	0
Overvotes	0			0	0	0	0	0
Undervotes	32			20	12	0	0	0
Contest Totals	1,659			603	1,003	47	6	0

PCT 008

Comptroller of Public Accounts

Vote For 1

	TOTAL	VOTE %		Election Day	Early Voting	Ballot By Mail	Provisional Ballots	Limited Ballots
REP Glenn Hegar	1,121	69.63%	<div><div></div></div>	406	685	26	4	0
DEM Janet T. Dudding	445	27.64%	<div><div></div></div>	152	272	21	0	0
LIB V. Alonzo Echevarria-Garza	44	2.73%	<div><div></div></div>	17	25	0	2	0
Total Votes Cast	1,610	100.00%	<div><div></div></div>	575	982	47	6	0
Overvotes	0			0	0	0	0	0
Undervotes	49			28	21	0	0	0
Contest Totals	1,659			603	1,003	47	6	0

Commissioner of the General Land Office

Vote For 1

	TOTAL	VOTE %		Election Day	Early Voting	Ballot By Mail	Provisional Ballots	Limited Ballots
REP Dawn Buckingham	1,129	69.91%	<div><div></div></div>	404	693	26	6	0
DEM Jay Kleberg	454	28.11%	<div><div></div></div>	158	275	21	0	0
GRN Alfred Molison, Jr	31	1.92%	<div><div></div></div>	14	17	0	0	0
Write-In Totals	1	0.06%	<div><div></div></div>	0	1	0	0	0
Total Votes Cast	1,615	100.00%	<div><div></div></div>	576	986	47	6	0
Overvotes	0			0	0	0	0	0
Undervotes	44			27	17	0	0	0
Contest Totals	1,659			603	1,003	47	6	0

Commissioner of Agriculture

Vote For 1

	TOTAL	VOTE %		Election Day	Early Voting	Ballot By Mail	Provisional Ballots	Limited Ballots
REP Sid Miller	1,136	70.25%	<div><div></div></div>	406	699	25	6	0
DEM Susan Hays	481	29.75%	<div><div></div></div>	171	290	20	0	0
Total Votes Cast	1,617	100.00%	<div><div></div></div>	577	989	45	6	0
Overvotes	0			0	0	0	0	0
Undervotes	42			26	14	2	0	0
Contest Totals	1,659			603	1,003	47	6	0

Railroad Commissioner

Vote For 1

	TOTAL	VOTE %		Election Day	Early Voting	Ballot By Mail	Provisional Ballots	Limited Ballots
REP Wayne Christian	1,110	68.60%	<div><div></div></div>	396	686	25	3	0
DEM Luke Warford	441	27.26%	<div><div></div></div>	151	269	21	0	0
LIB Jaime Andres Diez	54	3.34%	<div><div></div></div>	25	27	0	2	0
GRN Hunter Wayne Crow	13	0.80%	<div><div></div></div>	6	7	0	0	0
Total Votes Cast	1,618	100.00%	<div><div></div></div>	578	989	46	5	0
Overvotes	0			0	0	0	0	0
Undervotes	41			25	14	1	1	0
Contest Totals	1,659			603	1,003	47	6	0

PCT 008

Justice, Supreme Court, Place 3

Vote For 1

	TOTAL	VOTE %		Election Day	Early Voting	Ballot By Mail	Provisional Ballots	Limited Ballots
REP Debra Lehrmann	1,116	69.58%	<div><div></div></div>	403	684	25	4	0
DEM Erin A. Nowell	454	28.30%	<div><div></div></div>	157	276	21	0	0
LIB Thomas Edward Oxford	34	2.12%	<div><div></div></div>	14	18	0	2	0
Total Votes Cast	1,604	100.00%	<div><div></div></div>	574	978	46	6	0
Overvotes	0			0	0	0	0	0
Undervotes	55			29	25	1	0	0
Contest Totals	1,659			603	1,003	47	6	0

Justice, Supreme Court, Place 5

Vote For 1

	TOTAL	VOTE %		Election Day	Early Voting	Ballot By Mail	Provisional Ballots	Limited Ballots
REP Rebeca Huddle	1,130	70.98%	<div><div></div></div>	409	692	24	5	0
DEM Amanda Reichel	462	29.02%	<div><div></div></div>	160	282	20	0	0
Total Votes Cast	1,592	100.00%	<div><div></div></div>	569	974	44	5	0
Overvotes	0			0	0	0	0	0
Undervotes	67			34	29	3	1	0
Contest Totals	1,659			603	1,003	47	6	0

Justice, Supreme Court, Place 9

Vote For 1

	TOTAL	VOTE %		Election Day	Early Voting	Ballot By Mail	Provisional Ballots	Limited Ballots
REP Evan Young	1,122	70.34%	<div><div></div></div>	403	688	25	6	0
DEM Julia Maldonado	473	29.66%	<div><div></div></div>	167	285	21	0	0
Total Votes Cast	1,595	100.00%	<div><div></div></div>	570	973	46	6	0
Overvotes	0			0	0	0	0	0
Undervotes	64			33	30	1	0	0
Contest Totals	1,659			603	1,003	47	6	0

Judge, Court of Criminal Appeals, Place 5

Vote For 1

	TOTAL	VOTE %		Election Day	Early Voting	Ballot By Mail	Provisional Ballots	Limited Ballots
REP Scott Walker	1,126	70.68%	<div><div></div></div>	406	689	25	6	0
DEM Dana Huffman	467	29.32%	<div><div></div></div>	163	283	21	0	0
Total Votes Cast	1,593	100.00%	<div><div></div></div>	569	972	46	6	0
Overvotes	0			0	0	0	0	0
Undervotes	66			34	31	1	0	0
Contest Totals	1,659			603	1,003	47	6	0

PCT 008

Judge, Court of Criminal Appeals, Place 6

Vote For 1

	TOTAL	VOTE %		Election Day	Early Voting	Ballot By Mail	Provisional Ballots	Limited Ballots
REP Jesse F. McClure, III	1,123	70.63%	<div><div></div></div>	404	689	25	5	0
DEM Robert Johnson	467	29.37%	<div><div></div></div>	164	282	21	0	0
Total Votes Cast	1,590	100.00%	<div><div></div></div>	568	971	46	5	0
Overvotes	0			0	0	0	0	0
Undervotes	69			35	32	1	1	0
Contest Totals	1,659			603	1,003	47	6	0

Member, State Board of Education, District 12 CCD

Vote For 1

	TOTAL	VOTE %		Election Day	Early Voting	Ballot By Mail	Provisional Ballots	Limited Ballots
REP Pam Little	1,103	69.28%	<div><div></div></div>	393	681	25	4	0
DEM Alex Cornwallis	441	27.70%	<div><div></div></div>	151	269	21	0	0
LIB Christy Mowrey	48	3.02%	<div><div></div></div>	22	24	0	2	0
Write-In Totals	0	0.00%	<div><div></div></div>	0	0	0	0	0
Total Votes Cast	1,592	100.00%	<div><div></div></div>	566	974	46	6	0
Overvotes	0			0	0	0	0	0
Undervotes	67			37	29	1	0	0
Contest Totals	1,659			603	1,003	47	6	0

State Senator, District 8

Vote For 1

	TOTAL	VOTE %		Election Day	Early Voting	Ballot By Mail	Provisional Ballots	Limited Ballots
REP Angela Paxton	1,098	68.71%	<div><div></div></div>	403	666	25	4	0
DEM Jonathan Cocks	461	28.85%	<div><div></div></div>	158	282	21	0	0
LIB Edward Kless	39	2.44%	<div><div></div></div>	12	25	0	2	0
Total Votes Cast	1,598	100.00%	<div><div></div></div>	573	973	46	6	0
Overvotes	0			0	0	0	0	0
Undervotes	61			30	30	1	0	0
Contest Totals	1,659			603	1,003	47	6	0

Justice, 5th Court of Appeals District, Place 4

Vote For 1

	TOTAL	VOTE %		Election Day	Early Voting	Ballot By Mail	Provisional Ballots	Limited Ballots
REP Emily A. Miskel	1,123	70.90%	<div><div></div></div>	404	688	26	5	0
DEM Maricela Moore	461	29.10%	<div><div></div></div>	163	278	20	0	0
Total Votes Cast	1,584	100.00%	<div><div></div></div>	567	966	46	5	0
Overvotes	0			0	0	0	0	0
Undervotes	75			36	37	1	1	0
Contest Totals	1,659			603	1,003	47	6	0

PCT 008

Justice, 5th Court of Appeals District, Place 7

Vote For 1

	TOTAL	VOTE %		Election Day	Early Voting	Ballot By Mail	Provisional Ballots	Limited Ballots
REP Kristina Williams	1,127	70.88%	<div><div></div></div>	404	691	26	6	0
DEM Nancy Kennedy	463	29.12%	<div><div></div></div>	163	280	20	0	0
Total Votes Cast	1,590	100.00%	<div><div></div></div>	567	971	46	6	0
Overvotes	0			0	0	0	0	0
Undervotes	69			36	32	1	0	0
Contest Totals	1,659			603	1,003	47	6	0

County Judge CCD

Vote For 1

	TOTAL	VOTE %		Election Day	Early Voting	Ballot By Mail	Provisional Ballots	Limited Ballots
REP Chris Hill	1,130	70.62%	<div><div></div></div>	406	692	26	6	0
DEM Joshua Murray	470	29.38%	<div><div></div></div>	167	283	20	0	0
Total Votes Cast	1,600	100.00%	<div><div></div></div>	573	975	46	6	0
Overvotes	0			0	0	0	0	0
Undervotes	59			30	28	1	0	0
Contest Totals	1,659			603	1,003	47	6	0

District Clerk CCD

Vote For 1

	TOTAL	VOTE %		Election Day	Early Voting	Ballot By Mail	Provisional Ballots	Limited Ballots
REP Mike Gould	1,126	71.00%	<div><div></div></div>	402	692	26	6	0
DEM David Brignac	460	29.00%	<div><div></div></div>	163	277	20	0	0
Total Votes Cast	1,586	100.00%	<div><div></div></div>	565	969	46	6	0
Overvotes	0			0	0	0	0	0
Undervotes	73			38	34	1	0	0
Contest Totals	1,659			603	1,003	47	6	0

Justice of the Peace, Precinct 3

Vote For 1

	TOTAL	VOTE %		Election Day	Early Voting	Ballot By Mail	Provisional Ballots	Limited Ballots
REP Mike Missildine	1,124	70.91%	<div><div></div></div>	404	689	25	6	0
DEM Irvin Lynn Barrett	461	29.09%	<div><div></div></div>	161	280	20	0	0
Total Votes Cast	1,585	100.00%	<div><div></div></div>	565	969	45	6	0
Overvotes	0			0	0	0	0	0
Undervotes	74			38	34	2	0	0
Contest Totals	1,659			603	1,003	47	6	0

PCT 009

U. S. Representative District 3

Vote For 1

	TOTAL	VOTE %		Election Day	Early Voting	Ballot By Mail	Provisional Ballots	Limited Ballots
REP Keith Self	925	58.36%	<div><div></div></div>	313	586	24	2	0
DEM Sandeep Srivastava	600	37.85%	<div><div></div></div>	217	362	19	2	0
LIB Christopher Claytor	60	3.79%	<div><div></div></div>	30	30	0	0	0
Total Votes Cast	1,585	100.00%	<div><div></div></div>	560	978	43	4	0
Overvotes	0			0	0	0	0	0
Undervotes	26			9	16	0	1	0
Contest Totals	1,611			569	994	43	5	0

Governor

Vote For 1

	TOTAL	VOTE %		Election Day	Early Voting	Ballot By Mail	Provisional Ballots	Limited Ballots
REP Greg Abbott	934	58.05%	<div><div></div></div>	320	586	26	2	0
DEM Beto O'Rourke	645	40.09%	<div><div></div></div>	235	390	17	3	0
LIB Mark Tippetts	27	1.68%	<div><div></div></div>	11	16	0	0	0
GRN Delilah Barrios	3	0.19%	<div><div></div></div>	3	0	0	0	0
Write-In Totals	0	0.00%	<div><div></div></div>	0	0	0	0	0
Total Votes Cast	1,609	100.00%	<div><div></div></div>	569	992	43	5	0
Overvotes	0			0	0	0	0	0
Undervotes	2			0	2	0	0	0
Contest Totals	1,611			569	994	43	5	0

Lieutenant Governor

Vote For 1

	TOTAL	VOTE %		Election Day	Early Voting	Ballot By Mail	Provisional Ballots	Limited Ballots
REP Dan Patrick	911	57.08%	<div><div></div></div>	307	578	24	2	0
DEM Mike Collier	627	39.29%	<div><div></div></div>	221	385	19	2	0
LIB Shanna Steele	58	3.63%	<div><div></div></div>	34	24	0	0	0
Total Votes Cast	1,596	100.00%	<div><div></div></div>	562	987	43	4	0
Overvotes	0			0	0	0	0	0
Undervotes	15			7	7	0	1	0
Contest Totals	1,611			569	994	43	5	0

Attorney General

Vote For 1

	TOTAL	VOTE %		Election Day	Early Voting	Ballot By Mail	Provisional Ballots	Limited Ballots
REP Ken Paxton	894	56.05%	<div><div></div></div>	299	569	24	2	0
DEM Rochelle Mercedes Garza	634	39.75%	<div><div></div></div>	234	380	18	2	0
LIB Mark Ash	67	4.20%	<div><div></div></div>	31	35	1	0	0
Total Votes Cast	1,595	100.00%	<div><div></div></div>	564	984	43	4	0
Overvotes	0			0	0	0	0	0
Undervotes	16			5	10	0	1	0
Contest Totals	1,611			569	994	43	5	0

PCT 009

Comptroller of Public Accounts

Vote For 1

	TOTAL	VOTE %		Election Day	Early Voting	Ballot By Mail	Provisional Ballots	Limited Ballots
REP Glenn Hegar	948	59.92%	<div><div></div></div>	322	599	25	2	0
DEM Janet T. Dudding	572	36.16%	<div><div></div></div>	205	347	18	2	0
LIB V. Alonzo Echevarria-Garza	62	3.92%	<div><div></div></div>	30	32	0	0	0
Total Votes Cast	1,582	100.00%	<div><div></div></div>	557	978	43	4	0
Overvotes	0			0	0	0	0	0
Undervotes	29			12	16	0	1	0
Contest Totals	1,611			569	994	43	5	0

Commissioner of the General Land Office

Vote For 1

	TOTAL	VOTE %		Election Day	Early Voting	Ballot By Mail	Provisional Ballots	Limited Ballots
REP Dawn Buckingham	948	60.08%	<div><div></div></div>	329	592	25	2	0
DEM Jay Kleberg	598	37.90%	<div><div></div></div>	209	369	18	2	0
GRN Alfred Molison, Jr	32	2.03%	<div><div></div></div>	15	17	0	0	0
Write-In Totals	0	0.00%	<div><div></div></div>	0	0	0	0	0
Total Votes Cast	1,578	100.00%	<div><div></div></div>	553	978	43	4	0
Overvotes	0			0	0	0	0	0
Undervotes	33			16	16	0	1	0
Contest Totals	1,611			569	994	43	5	0

Commissioner of Agriculture

Vote For 1

	TOTAL	VOTE %		Election Day	Early Voting	Ballot By Mail	Provisional Ballots	Limited Ballots
REP Sid Miller	950	60.32%	<div><div></div></div>	323	601	24	2	0
DEM Susan Hays	625	39.68%	<div><div></div></div>	228	376	19	2	0
Total Votes Cast	1,575	100.00%	<div><div></div></div>	551	977	43	4	0
Overvotes	0			0	0	0	0	0
Undervotes	36			18	17	0	1	0
Contest Totals	1,611			569	994	43	5	0

Railroad Commissioner

Vote For 1

	TOTAL	VOTE %		Election Day	Early Voting	Ballot By Mail	Provisional Ballots	Limited Ballots
REP Wayne Christian	919	58.35%	<div><div></div></div>	306	587	24	2	0
DEM Luke Warford	582	36.95%	<div><div></div></div>	203	358	19	2	0
LIB Jaime Andres Diez	51	3.24%	<div><div></div></div>	28	23	0	0	0
GRN Hunter Wayne Crow	23	1.46%	<div><div></div></div>	13	10	0	0	0
Total Votes Cast	1,575	100.00%	<div><div></div></div>	550	978	43	4	0
Overvotes	0			0	0	0	0	0
Undervotes	36			19	16	0	1	0
Contest Totals	1,611			569	994	43	5	0

PCT 009

Justice, Supreme Court, Place 3

Vote For 1

	TOTAL	VOTE %		Election Day	Early Voting	Ballot By Mail	Provisional Ballots	Limited Ballots
REP Debra Lehrmann	923	58.68%	<div><div></div></div>	310	587	24	2	0
DEM Erin A. Nowell	593	37.70%	<div><div></div></div>	209	363	19	2	0
LIB Thomas Edward Oxford	57	3.62%	<div><div></div></div>	31	26	0	0	0
Total Votes Cast	1,573	100.00%	<div><div></div></div>	550	976	43	4	0
Overvotes	0			0	0	0	0	0
Undervotes	38			19	18	0	1	0
Contest Totals	1,611			569	994	43	5	0

Justice, Supreme Court, Place 5

Vote For 1

	TOTAL	VOTE %		Election Day	Early Voting	Ballot By Mail	Provisional Ballots	Limited Ballots
REP Rebeca Huddle	954	60.92%	<div><div></div></div>	327	601	24	2	0
DEM Amanda Reichel	612	39.08%	<div><div></div></div>	217	374	19	2	0
Total Votes Cast	1,566	100.00%	<div><div></div></div>	544	975	43	4	0
Overvotes	0			0	0	0	0	0
Undervotes	45			25	19	0	1	0
Contest Totals	1,611			569	994	43	5	0

Justice, Supreme Court, Place 9

Vote For 1

	TOTAL	VOTE %		Election Day	Early Voting	Ballot By Mail	Provisional Ballots	Limited Ballots
REP Evan Young	935	59.86%	<div><div></div></div>	312	597	24	2	0
DEM Julia Maldonado	627	40.14%	<div><div></div></div>	234	372	19	2	0
Total Votes Cast	1,562	100.00%	<div><div></div></div>	546	969	43	4	0
Overvotes	0			0	0	0	0	0
Undervotes	49			23	25	0	1	0
Contest Totals	1,611			569	994	43	5	0

Judge, Court of Criminal Appeals, Place 5

Vote For 1

	TOTAL	VOTE %		Election Day	Early Voting	Ballot By Mail	Provisional Ballots	Limited Ballots
REP Scott Walker	934	59.83%	<div><div></div></div>	317	591	24	2	0
DEM Dana Huffman	627	40.17%	<div><div></div></div>	228	378	19	2	0
Total Votes Cast	1,561	100.00%	<div><div></div></div>	545	969	43	4	0
Overvotes	0			0	0	0	0	0
Undervotes	50			24	25	0	1	0
Contest Totals	1,611			569	994	43	5	0

PCT 009

Judge, Court of Criminal Appeals, Place 6

Vote For 1

	TOTAL	VOTE %		Election Day	Early Voting	Ballot By Mail	Provisional Ballots	Limited Ballots
REP Jesse F. McClure, III	950	61.05%	<div><div></div></div>	323	601	24	2	0
DEM Robert Johnson	606	38.95%	<div><div></div></div>	221	364	19	2	0
Total Votes Cast	1,556	100.00%	<div><div></div></div>	544	965	43	4	0
Overvotes	0			0	0	0	0	0
Undervotes	55			25	29	0	1	0
Contest Totals	1,611			569	994	43	5	0

Member, State Board of Education, District 12 CCD

Vote For 1

	TOTAL	VOTE %		Election Day	Early Voting	Ballot By Mail	Provisional Ballots	Limited Ballots
REP Pam Little	911	58.29%	<div><div></div></div>	301	584	24	2	0
DEM Alex Cornwallis	578	36.98%	<div><div></div></div>	201	356	19	2	0
LIB Christy Mowrey	73	4.67%	<div><div></div></div>	44	29	0	0	0
Write-In Totals	1	0.06%	<div><div></div></div>	0	1	0	0	0
Total Votes Cast	1,563	100.00%	<div><div></div></div>	546	970	43	4	0
Overvotes	0			0	0	0	0	0
Undervotes	48			23	24	0	1	0
Contest Totals	1,611			569	994	43	5	0

State Senator, District 8

Vote For 1

	TOTAL	VOTE %		Election Day	Early Voting	Ballot By Mail	Provisional Ballots	Limited Ballots
REP Angela Paxton	900	57.22%	<div><div></div></div>	305	570	23	2	0
DEM Jonathan Cocks	604	38.40%	<div><div></div></div>	211	372	19	2	0
LIB Edward Kless	69	4.39%	<div><div></div></div>	35	33	1	0	0
Total Votes Cast	1,573	100.00%	<div><div></div></div>	551	975	43	4	0
Overvotes	0			0	0	0	0	0
Undervotes	38			18	19	0	1	0
Contest Totals	1,611			569	994	43	5	0

State Representative, District 67

Vote For 1

	TOTAL	VOTE %		Election Day	Early Voting	Ballot By Mail	Provisional Ballots	Limited Ballots
REP Jeff Leach	944	60.51%	<div><div></div></div>	323	595	24	2	0
DEM Kevin Morris	616	39.49%	<div><div></div></div>	221	374	19	2	0
Total Votes Cast	1,560	100.00%	<div><div></div></div>	544	969	43	4	0
Overvotes	0			0	0	0	0	0
Undervotes	51			25	25	0	1	0
Contest Totals	1,611			569	994	43	5	0

PCT 009

Justice, 5th Court of Appeals District, Place 4

Vote For 1

	TOTAL	VOTE %		Election Day	Early Voting	Ballot By Mail	Provisional Ballots	Limited Ballots
REP Emily A. Miskel	945	60.54%	<div><div></div></div>	315	604	24	2	0
DEM Maricela Moore	616	39.46%	<div><div></div></div>	230	365	19	2	0
Total Votes Cast	1,561	100.00%	<div><div></div></div>	545	969	43	4	0
Overvotes	0			0	0	0	0	0
Undervotes	50			24	25	0	1	0
Contest Totals	1,611			569	994	43	5	0

Justice, 5th Court of Appeals District, Place 7

Vote For 1

	TOTAL	VOTE %		Election Day	Early Voting	Ballot By Mail	Provisional Ballots	Limited Ballots
REP Kristina Williams	939	60.50%	<div><div></div></div>	319	594	24	2	0
DEM Nancy Kennedy	613	39.50%	<div><div></div></div>	223	369	19	2	0
Total Votes Cast	1,552	100.00%	<div><div></div></div>	542	963	43	4	0
Overvotes	0			0	0	0	0	0
Undervotes	59			27	31	0	1	0
Contest Totals	1,611			569	994	43	5	0

County Judge CCD

Vote For 1

	TOTAL	VOTE %		Election Day	Early Voting	Ballot By Mail	Provisional Ballots	Limited Ballots
REP Chris Hill	934	59.68%	<div><div></div></div>	320	588	24	2	0
DEM Joshua Murray	631	40.32%	<div><div></div></div>	226	384	19	2	0
Total Votes Cast	1,565	100.00%	<div><div></div></div>	546	972	43	4	0
Overvotes	0			0	0	0	0	0
Undervotes	46			23	22	0	1	0
Contest Totals	1,611			569	994	43	5	0

District Clerk CCD

Vote For 1

	TOTAL	VOTE %		Election Day	Early Voting	Ballot By Mail	Provisional Ballots	Limited Ballots
REP Mike Gould	947	60.63%	<div><div></div></div>	324	597	24	2	0
DEM David Brignac	615	39.37%	<div><div></div></div>	221	373	19	2	0
Total Votes Cast	1,562	100.00%	<div><div></div></div>	545	970	43	4	0
Overvotes	0			0	0	0	0	0
Undervotes	49			24	24	0	1	0
Contest Totals	1,611			569	994	43	5	0

PCT 009

Justice of the Peace, Precinct 2

Vote For 1

	TOTAL	VOTE %		Election Day	Early Voting	Ballot By Mail	Provision al Ballots	Limited Ballots
REP Ellen Skinner	947	60.47%	<div><div></div></div>	326	595	24	2	0
DEM Jennifer McKenzie	619	39.53%	<div><div></div></div>	222	376	19	2	0
Total Votes Cast	1,566	100.00%	<div><div></div></div>	548	971	43	4	0
Overvotes	0			0	0	0	0	0
Undervotes	45			21	23	0	1	0
Contest Totals	1,611			569	994	43	5	0

PCT 010

U. S. Representative District 3

Vote For 1

	TOTAL	VOTE %		Election Day	Early Voting	Ballot By Mail	Provisional Ballots	Limited Ballots
REP Keith Self	380	85.20%	<div><div></div></div>	107	260	13	0	0
DEM Sandeep Srivastava	61	13.68%	<div><div></div></div>	13	38	10	0	0
LIB Christopher Claytor	5	1.12%	<div><div></div></div>	2	3	0	0	0
Total Votes Cast	446	100.00%	<div><div></div></div>	122	301	23	0	0
Overvotes	0			0	0	0	0	0
Undervotes	9			4	5	0	0	0
Contest Totals	455			126	306	23	0	0

Governor

Vote For 1

	TOTAL	VOTE %		Election Day	Early Voting	Ballot By Mail	Provisional Ballots	Limited Ballots
REP Greg Abbott	383	84.55%	<div><div></div></div>	107	263	13	0	0
DEM Beto O'Rourke	67	14.79%	<div><div></div></div>	17	40	10	0	0
LIB Mark Tippetts	3	0.66%	<div><div></div></div>	1	2	0	0	0
GRN Delilah Barrios	0	0.00%	<div><div></div></div>	0	0	0	0	0
Write-In Totals	0	0.00%	<div><div></div></div>	0	0	0	0	0
Total Votes Cast	453	100.00%	<div><div></div></div>	125	305	23	0	0
Overvotes	0			0	0	0	0	0
Undervotes	2			1	1	0	0	0
Contest Totals	455			126	306	23	0	0

Lieutenant Governor

Vote For 1

	TOTAL	VOTE %		Election Day	Early Voting	Ballot By Mail	Provisional Ballots	Limited Ballots
REP Dan Patrick	373	83.07%	<div><div></div></div>	104	256	13	0	0
DEM Mike Collier	68	15.14%	<div><div></div></div>	18	40	10	0	0
LIB Shanna Steele	8	1.78%	<div><div></div></div>	1	7	0	0	0
Total Votes Cast	449	100.00%	<div><div></div></div>	123	303	23	0	0
Overvotes	0			0	0	0	0	0
Undervotes	6			3	3	0	0	0
Contest Totals	455			126	306	23	0	0

Attorney General

Vote For 1

	TOTAL	VOTE %		Election Day	Early Voting	Ballot By Mail	Provisional Ballots	Limited Ballots
REP Ken Paxton	372	82.48%	<div><div></div></div>	105	254	13	0	0
DEM Rochelle Mercedes Garza	67	14.86%	<div><div></div></div>	17	40	10	0	0
LIB Mark Ash	12	2.66%	<div><div></div></div>	2	10	0	0	0
Total Votes Cast	451	100.00%	<div><div></div></div>	124	304	23	0	0
Overvotes	0			0	0	0	0	0
Undervotes	4			2	2	0	0	0
Contest Totals	455			126	306	23	0	0

PCT 010

Comptroller of Public Accounts

Vote For 1

	TOTAL	VOTE %		Election Day	Early Voting	Ballot By Mail	Provisional Ballots	Limited Ballots
REP Glenn Hegar	377	83.96%	<div><div></div></div>	104	260	13	0	0
DEM Janet T. Dudding	64	14.25%	<div><div></div></div>	15	39	10	0	0
LIB V. Alonzo Echevarria-Garza	8	1.78%	<div><div></div></div>	3	5	0	0	0
Total Votes Cast	449	100.00%	<div><div></div></div>	122	304	23	0	0
Overvotes	0			0	0	0	0	0
Undervotes	6			4	2	0	0	0
Contest Totals	455			126	306	23	0	0

Commissioner of the General Land Office

Vote For 1

	TOTAL	VOTE %		Election Day	Early Voting	Ballot By Mail	Provisional Ballots	Limited Ballots
REP Dawn Buckingham	378	84.56%	<div><div></div></div>	102	263	13	0	0
DEM Jay Kleberg	66	14.77%	<div><div></div></div>	18	38	10	0	0
GRN Alfred Molison, Jr	3	0.67%	<div><div></div></div>	1	2	0	0	0
Write-In Totals	0	0.00%	<div><div></div></div>	0	0	0	0	0
Total Votes Cast	447	100.00%	<div><div></div></div>	121	303	23	0	0
Overvotes	0			0	0	0	0	0
Undervotes	8			5	3	0	0	0
Contest Totals	455			126	306	23	0	0

Commissioner of Agriculture

Vote For 1

	TOTAL	VOTE %		Election Day	Early Voting	Ballot By Mail	Provisional Ballots	Limited Ballots
REP Sid Miller	379	84.60%	<div><div></div></div>	104	262	13	0	0
DEM Susan Hays	69	15.40%	<div><div></div></div>	17	42	10	0	0
Total Votes Cast	448	100.00%	<div><div></div></div>	121	304	23	0	0
Overvotes	0			0	0	0	0	0
Undervotes	7			5	2	0	0	0
Contest Totals	455			126	306	23	0	0

Railroad Commissioner

Vote For 1

	TOTAL	VOTE %		Election Day	Early Voting	Ballot By Mail	Provisional Ballots	Limited Ballots
REP Wayne Christian	371	83.00%	<div><div></div></div>	101	257	13	0	0
DEM Luke Warford	63	14.09%	<div><div></div></div>	15	38	10	0	0
LIB Jaime Andres Diez	10	2.24%	<div><div></div></div>	3	7	0	0	0
GRN Hunter Wayne Crow	3	0.67%	<div><div></div></div>	2	1	0	0	0
Total Votes Cast	447	100.00%	<div><div></div></div>	121	303	23	0	0
Overvotes	0			0	0	0	0	0
Undervotes	8			5	3	0	0	0
Contest Totals	455			126	306	23	0	0

PCT 010

Justice, Supreme Court, Place 3

Vote For 1

	TOTAL	VOTE %		Election Day	Early Voting	Ballot By Mail	Provisional Ballots	Limited Ballots
REP Debra Lehrmann	374	84.23%	<div><div></div></div>	102	259	13	0	0
DEM Erin A. Nowell	63	14.19%	<div><div></div></div>	16	37	10	0	0
LIB Thomas Edward Oxford	7	1.58%	<div><div></div></div>	4	3	0	0	0
Total Votes Cast	444	100.00%	<div><div></div></div>	122	299	23	0	0
Overvotes	0			0	0	0	0	0
Undervotes	11			4	7	0	0	0
Contest Totals	455			126	306	23	0	0

Justice, Supreme Court, Place 5

Vote For 1

	TOTAL	VOTE %		Election Day	Early Voting	Ballot By Mail	Provisional Ballots	Limited Ballots
REP Rebeca Huddle	379	85.75%	<div><div></div></div>	105	261	13	0	0
DEM Amanda Reichel	63	14.25%	<div><div></div></div>	15	38	10	0	0
Total Votes Cast	442	100.00%	<div><div></div></div>	120	299	23	0	0
Overvotes	0			0	0	0	0	0
Undervotes	13			6	7	0	0	0
Contest Totals	455			126	306	23	0	0

Justice, Supreme Court, Place 9

Vote For 1

	TOTAL	VOTE %		Election Day	Early Voting	Ballot By Mail	Provisional Ballots	Limited Ballots
REP Evan Young	378	85.52%	<div><div></div></div>	103	262	13	0	0
DEM Julia Maldonado	64	14.48%	<div><div></div></div>	17	37	10	0	0
Total Votes Cast	442	100.00%	<div><div></div></div>	120	299	23	0	0
Overvotes	0			0	0	0	0	0
Undervotes	13			6	7	0	0	0
Contest Totals	455			126	306	23	0	0

Judge, Court of Criminal Appeals, Place 5

Vote For 1

	TOTAL	VOTE %		Election Day	Early Voting	Ballot By Mail	Provisional Ballots	Limited Ballots
REP Scott Walker	375	85.03%	<div><div></div></div>	104	258	13	0	0
DEM Dana Huffman	66	14.97%	<div><div></div></div>	16	40	10	0	0
Total Votes Cast	441	100.00%	<div><div></div></div>	120	298	23	0	0
Overvotes	0			0	0	0	0	0
Undervotes	14			6	8	0	0	0
Contest Totals	455			126	306	23	0	0

PCT 010

Judge, Court of Criminal Appeals, Place 6

Vote For 1

	TOTAL	VOTE %		Election Day	Early Voting	Ballot By Mail	Provisional Ballots	Limited Ballots
REP Jesse F. McClure, III	375	84.84%	<div><div></div></div>	102	260	13	0	0
DEM Robert Johnson	67	15.16%	<div><div></div></div>	19	38	10	0	0
Total Votes Cast	442	100.00%	<div><div></div></div>	121	298	23	0	0
Overvotes	0			0	0	0	0	0
Undervotes	13			5	8	0	0	0
Contest Totals	455			126	306	23	0	0

Member, State Board of Education, District 12 CCD

Vote For 1

	TOTAL	VOTE %		Election Day	Early Voting	Ballot By Mail	Provisional Ballots	Limited Ballots
REP Pam Little	373	84.01%	<div><div></div></div>	104	256	13	0	0
DEM Alex Cornwallis	63	14.19%	<div><div></div></div>	14	39	10	0	0
LIB Christy Mowrey	8	1.80%	<div><div></div></div>	4	4	0	0	0
Write-In Totals	0	0.00%	<div><div></div></div>	0	0	0	0	0
Total Votes Cast	444	100.00%	<div><div></div></div>	122	299	23	0	0
Overvotes	0			0	0	0	0	0
Undervotes	11			4	7	0	0	0
Contest Totals	455			126	306	23	0	0

State Senator, District 8

Vote For 1

	TOTAL	VOTE %		Election Day	Early Voting	Ballot By Mail	Provisional Ballots	Limited Ballots
REP Angela Paxton	370	83.33%	<div><div></div></div>	104	253	13	0	0
DEM Jonathan Cocks	64	14.41%	<div><div></div></div>	15	39	10	0	0
LIB Edward Kless	10	2.25%	<div><div></div></div>	2	8	0	0	0
Total Votes Cast	444	100.00%	<div><div></div></div>	121	300	23	0	0
Overvotes	0			0	0	0	0	0
Undervotes	11			5	6	0	0	0
Contest Totals	455			126	306	23	0	0

State Representative, District 67

Vote For 1

	TOTAL	VOTE %		Election Day	Early Voting	Ballot By Mail	Provisional Ballots	Limited Ballots
REP Jeff Leach	372	84.55%	<div><div></div></div>	104	255	13	0	0
DEM Kevin Morris	68	15.45%	<div><div></div></div>	17	41	10	0	0
Total Votes Cast	440	100.00%	<div><div></div></div>	121	296	23	0	0
Overvotes	0			0	0	0	0	0
Undervotes	15			5	10	0	0	0
Contest Totals	455			126	306	23	0	0

PCT 010

Justice, 5th Court of Appeals District, Place 4

Vote For 1

	TOTAL	VOTE %		Election Day	Early Voting	Ballot By Mail	Provisional Ballots	Limited Ballots
REP Emily A. Miskel	376	84.88%	<div><div></div></div>	105	258	13	0	0
DEM Maricela Moore	67	15.12%	<div><div></div></div>	17	40	10	0	0
Total Votes Cast	443	100.00%	<div><div></div></div>	122	298	23	0	0
Overvotes	0			0	0	0	0	0
Undervotes	12			4	8	0	0	0
Contest Totals	455			126	306	23	0	0

Justice, 5th Court of Appeals District, Place 7

Vote For 1

	TOTAL	VOTE %		Election Day	Early Voting	Ballot By Mail	Provisional Ballots	Limited Ballots
REP Kristina Williams	374	84.62%	<div><div></div></div>	101	260	13	0	0
DEM Nancy Kennedy	68	15.38%	<div><div></div></div>	19	39	10	0	0
Total Votes Cast	442	100.00%	<div><div></div></div>	120	299	23	0	0
Overvotes	0			0	0	0	0	0
Undervotes	13			6	7	0	0	0
Contest Totals	455			126	306	23	0	0

County Judge CCD

Vote For 1

	TOTAL	VOTE %		Election Day	Early Voting	Ballot By Mail	Provisional Ballots	Limited Ballots
REP Chris Hill	375	84.46%	<div><div></div></div>	103	259	13	0	0
DEM Joshua Murray	69	15.54%	<div><div></div></div>	19	40	10	0	0
Total Votes Cast	444	100.00%	<div><div></div></div>	122	299	23	0	0
Overvotes	0			0	0	0	0	0
Undervotes	11			4	7	0	0	0
Contest Totals	455			126	306	23	0	0

District Clerk CCD

Vote For 1

	TOTAL	VOTE %		Election Day	Early Voting	Ballot By Mail	Provisional Ballots	Limited Ballots
REP Mike Gould	378	85.71%	<div><div></div></div>	106	259	13	0	0
DEM David Brignac	63	14.29%	<div><div></div></div>	14	39	10	0	0
Total Votes Cast	441	100.00%	<div><div></div></div>	120	298	23	0	0
Overvotes	0			0	0	0	0	0
Undervotes	14			6	8	0	0	0
Contest Totals	455			126	306	23	0	0

PCT 010

Justice of the Peace, Precinct 2

Vote For 1

	TOTAL	VOTE %		Election Day	Early Voting	Ballot By Mail	Provision al Ballots	Limited Ballots
REP Ellen Skinner	375	85.62%	<div><div></div></div>	104	258	13	0	0
DEM Jennifer McKenzie	63	14.38%	<div><div></div></div>	16	37	10	0	0
Total Votes Cast	438	100.00%	<div><div></div></div>	120	295	23	0	0
Overvotes	0			0	0	0	0	0
Undervotes	17			6	11	0	0	0
Contest Totals	455			126	306	23	0	0

PCT 011

U. S. Representative District 3

Vote For 1

	TOTAL	VOTE %		Election Day	Early Voting	Ballot By Mail	Provisional Ballots	Limited Ballots
REP Keith Self	1,806	80.23%	<div><div></div></div>	645	1,133	27	1	0
DEM Sandeep Srivastava	391	17.37%	<div><div></div></div>	126	240	24	1	0
LIB Christopher Claytor	54	2.40%	<div><div></div></div>	29	23	2	0	0
Total Votes Cast	2,251	100.00%	<div><div></div></div>	800	1,396	53	2	0
Overvotes	0			0	0	0	0	0
Undervotes	40			14	24	2	0	0
Contest Totals	2,291			814	1,420	55	2	0

Governor

Vote For 1

	TOTAL	VOTE %		Election Day	Early Voting	Ballot By Mail	Provisional Ballots	Limited Ballots
REP Greg Abbott	1,819	79.57%	<div><div></div></div>	651	1,139	28	1	0
DEM Beto O'Rourke	438	19.16%	<div><div></div></div>	153	257	27	1	0
LIB Mark Tippetts	22	0.96%	<div><div></div></div>	9	13	0	0	0
GRN Delilah Barrios	7	0.31%	<div><div></div></div>	1	6	0	0	0
Write-In Totals	0	0.00%	<div><div></div></div>	0	0	0	0	0
Total Votes Cast	2,286	100.00%	<div><div></div></div>	814	1,415	55	2	0
Overvotes	0			0	0	0	0	0
Undervotes	5			0	5	0	0	0
Contest Totals	2,291			814	1,420	55	2	0

Lieutenant Governor

Vote For 1

	TOTAL	VOTE %		Election Day	Early Voting	Ballot By Mail	Provisional Ballots	Limited Ballots
REP Dan Patrick	1,775	78.33%	<div><div></div></div>	629	1,117	28	1	0
DEM Mike Collier	438	19.33%	<div><div></div></div>	149	261	27	1	0
LIB Shanna Steele	53	2.34%	<div><div></div></div>	26	27	0	0	0
Total Votes Cast	2,266	100.00%	<div><div></div></div>	804	1,405	55	2	0
Overvotes	0			0	0	0	0	0
Undervotes	25			10	15	0	0	0
Contest Totals	2,291			814	1,420	55	2	0

Attorney General

Vote For 1

	TOTAL	VOTE %		Election Day	Early Voting	Ballot By Mail	Provisional Ballots	Limited Ballots
REP Ken Paxton	1,742	77.32%	<div><div></div></div>	615	1,100	26	1	0
DEM Rochelle Mercedes Garza	429	19.04%	<div><div></div></div>	149	255	24	1	0
LIB Mark Ash	82	3.64%	<div><div></div></div>	33	45	4	0	0
Total Votes Cast	2,253	100.00%	<div><div></div></div>	797	1,400	54	2	0
Overvotes	0			0	0	0	0	0
Undervotes	38			17	20	1	0	0
Contest Totals	2,291			814	1,420	55	2	0

PCT 011

Comptroller of Public Accounts

Vote For 1

	TOTAL	VOTE %		Election Day	Early Voting	Ballot By Mail	Provisional Ballots	Limited Ballots
REP Glenn Hegar	1,818	80.98%	<div><div></div></div>	654	1,136	27	1	0
DEM Janet T. Dudding	388	17.28%	<div><div></div></div>	125	236	26	1	0
LIB V. Alonzo Echevarria-Garza	39	1.74%	<div><div></div></div>	18	21	0	0	0
Total Votes Cast	2,245	100.00%	<div><div></div></div>	797	1,393	53	2	0
Overvotes	0			0	0	0	0	0
Undervotes	46			17	27	2	0	0
Contest Totals	2,291			814	1,420	55	2	0

Commissioner of the General Land Office

Vote For 1

	TOTAL	VOTE %		Election Day	Early Voting	Ballot By Mail	Provisional Ballots	Limited Ballots
REP Dawn Buckingham	1,818	81.31%	<div><div></div></div>	651	1,138	28	1	0
DEM Jay Kleberg	402	17.98%	<div><div></div></div>	134	242	25	1	0
GRN Alfred Molison, Jr	15	0.67%	<div><div></div></div>	5	10	0	0	0
Write-In Totals	1	0.04%	<div><div></div></div>	0	0	1	0	0
Total Votes Cast	2,236	100.00%	<div><div></div></div>	790	1,390	54	2	0
Overvotes	0			0	0	0	0	0
Undervotes	55			24	30	1	0	0
Contest Totals	2,291			814	1,420	55	2	0

Commissioner of Agriculture

Vote For 1

	TOTAL	VOTE %		Election Day	Early Voting	Ballot By Mail	Provisional Ballots	Limited Ballots
REP Sid Miller	1,824	81.46%	<div><div></div></div>	660	1,137	26	1	0
DEM Susan Hays	415	18.54%	<div><div></div></div>	134	255	25	1	0
Total Votes Cast	2,239	100.00%	<div><div></div></div>	794	1,392	51	2	0
Overvotes	0			0	0	0	0	0
Undervotes	52			20	28	4	0	0
Contest Totals	2,291			814	1,420	55	2	0

Railroad Commissioner

Vote For 1

	TOTAL	VOTE %		Election Day	Early Voting	Ballot By Mail	Provisional Ballots	Limited Ballots
REP Wayne Christian	1,786	79.77%	<div><div></div></div>	636	1,124	25	1	0
DEM Luke Warford	395	17.64%	<div><div></div></div>	131	237	26	1	0
LIB Jaime Andres Diez	42	1.88%	<div><div></div></div>	20	20	2	0	0
GRN Hunter Wayne Crow	16	0.71%	<div><div></div></div>	8	8	0	0	0
Total Votes Cast	2,239	100.00%	<div><div></div></div>	795	1,389	53	2	0
Overvotes	0			0	0	0	0	0
Undervotes	52			19	31	2	0	0
Contest Totals	2,291			814	1,420	55	2	0

PCT 011

Justice, Supreme Court, Place 3

Vote For 1

	TOTAL	VOTE %		Election Day	Early Voting	Ballot By Mail	Provisional Ballots	Limited Ballots
REP Debra Lehrmann	1,792	80.54%	<div><div></div></div>	638	1,126	27	1	0
DEM Erin A. Nowell	398	17.89%	<div><div></div></div>	135	237	25	1	0
LIB Thomas Edward Oxford	35	1.57%	<div><div></div></div>	16	17	2	0	0
Total Votes Cast	2,225	100.00%	<div><div></div></div>	789	1,380	54	2	0
Overvotes	0			0	0	0	0	0
Undervotes	66			25	40	1	0	0
Contest Totals	2,291			814	1,420	55	2	0

Justice, Supreme Court, Place 5

Vote For 1

	TOTAL	VOTE %		Election Day	Early Voting	Ballot By Mail	Provisional Ballots	Limited Ballots
REP Rebeca Huddle	1,814	81.82%	<div><div></div></div>	650	1,135	28	1	0
DEM Amanda Reichel	403	18.18%	<div><div></div></div>	135	243	24	1	0
Total Votes Cast	2,217	100.00%	<div><div></div></div>	785	1,378	52	2	0
Overvotes	0			0	0	0	0	0
Undervotes	74			29	42	3	0	0
Contest Totals	2,291			814	1,420	55	2	0

Justice, Supreme Court, Place 9

Vote For 1

	TOTAL	VOTE %		Election Day	Early Voting	Ballot By Mail	Provisional Ballots	Limited Ballots
REP Evan Young	1,806	81.57%	<div><div></div></div>	642	1,135	28	1	0
DEM Julia Maldonado	408	18.43%	<div><div></div></div>	139	243	25	1	0
Total Votes Cast	2,214	100.00%	<div><div></div></div>	781	1,378	53	2	0
Overvotes	0			0	0	0	0	0
Undervotes	77			33	42	2	0	0
Contest Totals	2,291			814	1,420	55	2	0

Judge, Court of Criminal Appeals, Place 5

Vote For 1

	TOTAL	VOTE %		Election Day	Early Voting	Ballot By Mail	Provisional Ballots	Limited Ballots
REP Scott Walker	1,796	81.08%	<div><div></div></div>	640	1,128	27	1	0
DEM Dana Huffman	419	18.92%	<div><div></div></div>	145	248	25	1	0
Total Votes Cast	2,215	100.00%	<div><div></div></div>	785	1,376	52	2	0
Overvotes	0			0	0	0	0	0
Undervotes	76			29	44	3	0	0
Contest Totals	2,291			814	1,420	55	2	0

PCT 011

Judge, Court of Criminal Appeals, Place 6

Vote For 1

	TOTAL	VOTE %		Election Day	Early Voting	Ballot By Mail	Provisional Ballots	Limited Ballots
REP Jesse F. McClure, III	1,807	81.58%	<div><div></div></div>	643	1,137	26	1	0
DEM Robert Johnson	408	18.42%	<div><div></div></div>	141	240	26	1	0
Total Votes Cast	2,215	100.00%	<div><div></div></div>	784	1,377	52	2	0
Overvotes	0			0	0	0	0	0
Undervotes	76			30	43	3	0	0
Contest Totals	2,291			814	1,420	55	2	0

Member, State Board of Education, District 12 CCD

Vote For 1

	TOTAL	VOTE %		Election Day	Early Voting	Ballot By Mail	Provisional Ballots	Limited Ballots
REP Pam Little	1,778	80.02%	<div><div></div></div>	634	1,115	28	1	0
DEM Alex Cornwallis	387	17.42%	<div><div></div></div>	130	232	24	1	0
LIB Christy Mowrey	55	2.48%	<div><div></div></div>	24	30	1	0	0
Write-In Totals	2	0.09%	<div><div></div></div>	0	1	1	0	0
Total Votes Cast	2,222	100.00%	<div><div></div></div>	788	1,378	54	2	0
Overvotes	0			0	0	0	0	0
Undervotes	69			26	42	1	0	0
Contest Totals	2,291			814	1,420	55	2	0

State Senator, District 8

Vote For 1

	TOTAL	VOTE %		Election Day	Early Voting	Ballot By Mail	Provisional Ballots	Limited Ballots
REP Angela Paxton	1,761	79.29%	<div><div></div></div>	631	1,102	27	1	0
DEM Jonathan Cocks	405	18.24%	<div><div></div></div>	129	250	25	1	0
LIB Edward Kless	55	2.48%	<div><div></div></div>	25	28	2	0	0
Total Votes Cast	2,221	100.00%	<div><div></div></div>	785	1,380	54	2	0
Overvotes	0			0	0	0	0	0
Undervotes	70			29	40	1	0	0
Contest Totals	2,291			814	1,420	55	2	0

State Representative, District 67

Vote For 1

	TOTAL	VOTE %		Election Day	Early Voting	Ballot By Mail	Provisional Ballots	Limited Ballots
REP Jeff Leach	1,810	81.53%	<div><div></div></div>	648	1,134	27	1	0
DEM Kevin Morris	410	18.47%	<div><div></div></div>	137	246	26	1	0
Total Votes Cast	2,220	100.00%	<div><div></div></div>	785	1,380	53	2	0
Overvotes	0			0	0	0	0	0
Undervotes	71			29	40	2	0	0
Contest Totals	2,291			814	1,420	55	2	0

PCT 011

Justice, 5th Court of Appeals District, Place 4

Vote For 1

	TOTAL	VOTE %		Election Day	Early Voting	Ballot By Mail	Provisional Ballots	Limited Ballots
REP Emily A. Miskel	1,811	81.95%	<div><div></div></div>	645	1,138	27	1	0
DEM Maricela Moore	399	18.05%	<div><div></div></div>	136	236	26	1	0
Total Votes Cast	2,210	100.00%	<div><div></div></div>	781	1,374	53	2	0
Overvotes	0			0	0	0	0	0
Undervotes	81			33	46	2	0	0
Contest Totals	2,291			814	1,420	55	2	0

Justice, 5th Court of Appeals District, Place 7

Vote For 1

	TOTAL	VOTE %		Election Day	Early Voting	Ballot By Mail	Provisional Ballots	Limited Ballots
REP Kristina Williams	1,793	81.35%	<div><div></div></div>	635	1,130	27	1	0
DEM Nancy Kennedy	411	18.65%	<div><div></div></div>	140	244	26	1	0
Total Votes Cast	2,204	100.00%	<div><div></div></div>	775	1,374	53	2	0
Overvotes	0			0	0	0	0	0
Undervotes	87			39	46	2	0	0
Contest Totals	2,291			814	1,420	55	2	0

County Judge CCD

Vote For 1

	TOTAL	VOTE %		Election Day	Early Voting	Ballot By Mail	Provisional Ballots	Limited Ballots
REP Chris Hill	1,791	80.39%	<div><div></div></div>	639	1,124	27	1	0
DEM Joshua Murray	437	19.61%	<div><div></div></div>	151	259	26	1	0
Total Votes Cast	2,228	100.00%	<div><div></div></div>	790	1,383	53	2	0
Overvotes	0			0	0	0	0	0
Undervotes	63			24	37	2	0	0
Contest Totals	2,291			814	1,420	55	2	0

District Clerk CCD

Vote For 1

	TOTAL	VOTE %		Election Day	Early Voting	Ballot By Mail	Provisional Ballots	Limited Ballots
REP Mike Gould	1,819	81.94%	<div><div></div></div>	650	1,141	27	1	0
DEM David Brignac	401	18.06%	<div><div></div></div>	132	243	26	0	0
Total Votes Cast	2,220	100.00%	<div><div></div></div>	782	1,384	53	1	0
Overvotes	0			0	0	0	0	0
Undervotes	71			32	36	2	1	0
Contest Totals	2,291			814	1,420	55	2	0

PCT 011

Justice of the Peace, Precinct 2

Vote For 1

	TOTAL	VOTE %		Election Day	Early Voting	Ballot By Mail	Provision al Ballots	Limited Ballots
REP Ellen Skinner	1,801	81.05%	<div><div></div></div>	640	1,133	27	1	0
DEM Jennifer McKenzie	421	18.95%	<div><div></div></div>	142	252	26	1	0
Total Votes Cast	2,222	100.00%	<div><div></div></div>	782	1,385	53	2	0
Overvotes	0			0	0	0	0	0
Undervotes	69			32	35	2	0	0
Contest Totals	2,291			814	1,420	55	2	0

PCT 012

U. S. Representative District 3

Vote For 1

	TOTAL	VOTE %		Election Day	Early Voting	Ballot By Mail	Provisional Ballots	Limited Ballots
REP Keith Self	781	63.44%	<div><div></div></div>	185	522	73	1	0
DEM Sandeep Srivastava	426	34.61%	<div><div></div></div>	73	317	36	0	0
LIB Christopher Claytor	24	1.95%	<div><div></div></div>	5	19	0	0	0
Total Votes Cast	1,231	100.00%	<div><div></div></div>	263	858	109	1	0
Overvotes	0			0	0	0	0	0
Undervotes	22			4	16	2	0	0
Contest Totals	1,253			267	874	111	1	0

Governor

Vote For 1

	TOTAL	VOTE %		Election Day	Early Voting	Ballot By Mail	Provisional Ballots	Limited Ballots
REP Greg Abbott	778	62.39%	<div><div></div></div>	182	521	74	1	0
DEM Beto O'Rourke	455	36.49%	<div><div></div></div>	85	334	36	0	0
LIB Mark Tippetts	11	0.88%	<div><div></div></div>	0	10	1	0	0
GRN Delilah Barrios	3	0.24%	<div><div></div></div>	0	3	0	0	0
Write-In Totals	0	0.00%	<div><div></div></div>	0	0	0	0	0
Total Votes Cast	1,247	100.00%	<div><div></div></div>	267	868	111	1	0
Overvotes	0			0	0	0	0	0
Undervotes	6			0	6	0	0	0
Contest Totals	1,253			267	874	111	1	0

Lieutenant Governor

Vote For 1

	TOTAL	VOTE %		Election Day	Early Voting	Ballot By Mail	Provisional Ballots	Limited Ballots
REP Dan Patrick	741	59.85%	<div><div></div></div>	176	495	69	1	0
DEM Mike Collier	468	37.80%	<div><div></div></div>	83	346	39	0	0
LIB Shanna Steele	29	2.34%	<div><div></div></div>	7	21	1	0	0
Total Votes Cast	1,238	100.00%	<div><div></div></div>	266	862	109	1	0
Overvotes	0			0	0	0	0	0
Undervotes	15			1	12	2	0	0
Contest Totals	1,253			267	874	111	1	0

Attorney General

Vote For 1

	TOTAL	VOTE %		Election Day	Early Voting	Ballot By Mail	Provisional Ballots	Limited Ballots
REP Ken Paxton	722	59.04%	<div><div></div></div>	171	483	67	1	0
DEM Rochelle Mercedes Garza	452	36.96%	<div><div></div></div>	85	328	39	0	0
LIB Mark Ash	49	4.01%	<div><div></div></div>	8	38	3	0	0
Total Votes Cast	1,223	100.00%	<div><div></div></div>	264	849	109	1	0
Overvotes	0			0	0	0	0	0
Undervotes	30			3	25	2	0	0
Contest Totals	1,253			267	874	111	1	0

PCT 012

Comptroller of Public Accounts

Vote For 1

	TOTAL	VOTE %		Election Day	Early Voting	Ballot By Mail	Provisional Ballots	Limited Ballots
REP Glenn Hegar	785	64.29%	<div><div></div></div>	184	529	71	1	0
DEM Janet T. Dudding	420	34.40%	<div><div></div></div>	74	308	38	0	0
LIB V. Alonzo Echevarria-Garza	16	1.31%	<div><div></div></div>	4	12	0	0	0
Total Votes Cast	1,221	100.00%	<div><div></div></div>	262	849	109	1	0
Overvotes	0			0	0	0	0	0
Undervotes	32			5	25	2	0	0
Contest Totals	1,253			267	874	111	1	0

Commissioner of the General Land Office

Vote For 1

	TOTAL	VOTE %		Election Day	Early Voting	Ballot By Mail	Provisional Ballots	Limited Ballots
REP Dawn Buckingham	772	63.23%	<div><div></div></div>	178	523	71	0	0
DEM Jay Kleberg	436	35.71%	<div><div></div></div>	80	319	37	0	0
GRN Alfred Molison, Jr	13	1.06%	<div><div></div></div>	2	11	0	0	0
Write-In Totals	0	0.00%	<div><div></div></div>	0	0	0	0	0
Total Votes Cast	1,221	100.00%	<div><div></div></div>	260	853	108	0	0
Overvotes	1			0	0	1	0	0
Undervotes	31			7	21	2	1	0
Contest Totals	1,253			267	874	111	1	0

Commissioner of Agriculture

Vote For 1

	TOTAL	VOTE %		Election Day	Early Voting	Ballot By Mail	Provisional Ballots	Limited Ballots
REP Sid Miller	771	63.25%	<div><div></div></div>	178	519	73	1	0
DEM Susan Hays	448	36.75%	<div><div></div></div>	82	329	37	0	0
Total Votes Cast	1,219	100.00%	<div><div></div></div>	260	848	110	1	0
Overvotes	0			0	0	0	0	0
Undervotes	34			7	26	1	0	0
Contest Totals	1,253			267	874	111	1	0

Railroad Commissioner

Vote For 1

	TOTAL	VOTE %		Election Day	Early Voting	Ballot By Mail	Provisional Ballots	Limited Ballots
REP Wayne Christian	758	62.13%	<div><div></div></div>	176	510	71	1	0
DEM Luke Warford	418	34.26%	<div><div></div></div>	75	306	37	0	0
LIB Jaime Andres Diez	38	3.11%	<div><div></div></div>	8	30	0	0	0
GRN Hunter Wayne Crow	6	0.49%	<div><div></div></div>	1	5	0	0	0
Total Votes Cast	1,220	100.00%	<div><div></div></div>	260	851	108	1	0
Overvotes	0			0	0	0	0	0
Undervotes	33			7	23	3	0	0
Contest Totals	1,253			267	874	111	1	0

PCT 012

Justice, Supreme Court, Place 3

Vote For 1

	TOTAL	VOTE %		Election Day	Early Voting	Ballot By Mail	Provisional Ballots	Limited Ballots
REP Debra Lehrmann	778	63.61%	<div><div></div></div>	184	523	70	1	0
DEM Erin A. Nowell	421	34.42%	<div><div></div></div>	72	311	38	0	0
LIB Thomas Edward Oxford	24	1.96%	<div><div></div></div>	6	18	0	0	0
Total Votes Cast	1,223	100.00%	<div><div></div></div>	262	852	108	1	0
Overvotes	0			0	0	0	0	0
Undervotes	30			5	22	3	0	0
Contest Totals	1,253			267	874	111	1	0

Justice, Supreme Court, Place 5

Vote For 1

	TOTAL	VOTE %		Election Day	Early Voting	Ballot By Mail	Provisional Ballots	Limited Ballots
REP Rebeca Huddle	787	64.88%	<div><div></div></div>	184	529	73	1	0
DEM Amanda Reichel	426	35.12%	<div><div></div></div>	77	313	36	0	0
Total Votes Cast	1,213	100.00%	<div><div></div></div>	261	842	109	1	0
Overvotes	0			0	0	0	0	0
Undervotes	40			6	32	2	0	0
Contest Totals	1,253			267	874	111	1	0

Justice, Supreme Court, Place 9

Vote For 1

	TOTAL	VOTE %		Election Day	Early Voting	Ballot By Mail	Provisional Ballots	Limited Ballots
REP Evan Young	781	64.28%	<div><div></div></div>	182	525	73	1	0
DEM Julia Maldonado	434	35.72%	<div><div></div></div>	78	321	35	0	0
Total Votes Cast	1,215	100.00%	<div><div></div></div>	260	846	108	1	0
Overvotes	0			0	0	0	0	0
Undervotes	38			7	28	3	0	0
Contest Totals	1,253			267	874	111	1	0

Judge, Court of Criminal Appeals, Place 5

Vote For 1

	TOTAL	VOTE %		Election Day	Early Voting	Ballot By Mail	Provisional Ballots	Limited Ballots
REP Scott Walker	767	63.28%	<div><div></div></div>	181	514	71	1	0
DEM Dana Huffman	445	36.72%	<div><div></div></div>	79	328	38	0	0
Total Votes Cast	1,212	100.00%	<div><div></div></div>	260	842	109	1	0
Overvotes	0			0	0	0	0	0
Undervotes	41			7	32	2	0	0
Contest Totals	1,253			267	874	111	1	0

PCT 012

Judge, Court of Criminal Appeals, Place 6

Vote For 1

	TOTAL	VOTE %		Election Day	Early Voting	Ballot By Mail	Provisional Ballots	Limited Ballots
REP Jesse F. McClure, III	781	64.55%	<div><div></div></div>	184	525	71	1	0
DEM Robert Johnson	429	35.45%	<div><div></div></div>	76	315	38	0	0
Total Votes Cast	1,210	100.00%	<div><div></div></div>	260	840	109	1	0
Overvotes	0			0	0	0	0	0
Undervotes	43			7	34	2	0	0
Contest Totals	1,253			267	874	111	1	0

Member, State Board of Education, District 12 CCD

Vote For 1

	TOTAL	VOTE %		Election Day	Early Voting	Ballot By Mail	Provisional Ballots	Limited Ballots
REP Pam Little	756	62.38%	<div><div></div></div>	182	503	70	1	0
DEM Alex Cornwallis	421	34.74%	<div><div></div></div>	72	312	37	0	0
LIB Christy Mowrey	34	2.81%	<div><div></div></div>	6	28	0	0	0
Write-In Totals	1	0.08%	<div><div></div></div>	0	0	1	0	0
Total Votes Cast	1,212	100.00%	<div><div></div></div>	260	843	108	1	0
Overvotes	0			0	0	0	0	0
Undervotes	41			7	31	3	0	0
Contest Totals	1,253			267	874	111	1	0

State Senator, District 8

Vote For 1

	TOTAL	VOTE %		Election Day	Early Voting	Ballot By Mail	Provisional Ballots	Limited Ballots
REP Angela Paxton	720	59.46%	<div><div></div></div>	174	477	68	1	0
DEM Jonathan Cocks	452	37.32%	<div><div></div></div>	77	336	39	0	0
LIB Edward Kless	39	3.22%	<div><div></div></div>	9	28	2	0	0
Total Votes Cast	1,211	100.00%	<div><div></div></div>	260	841	109	1	0
Overvotes	0			0	0	0	0	0
Undervotes	42			7	33	2	0	0
Contest Totals	1,253			267	874	111	1	0

State Representative, District 61

Vote For 1

	TOTAL	VOTE %		Election Day	Early Voting	Ballot By Mail	Provisional Ballots	Limited Ballots
REP Frederick Frazier	777	64.06%	<div><div></div></div>	180	524	72	1	0
DEM Sheena King	436	35.94%	<div><div></div></div>	77	321	38	0	0
Total Votes Cast	1,213	100.00%	<div><div></div></div>	257	845	110	1	0
Overvotes	0			0	0	0	0	0
Undervotes	40			10	29	1	0	0
Contest Totals	1,253			267	874	111	1	0

PCT 012

Justice, 5th Court of Appeals District, Place 4

Vote For 1

	TOTAL	VOTE %		Election Day	Early Voting	Ballot By Mail	Provisional Ballots	Limited Ballots
REP Emily A. Miskel	782	64.68%	<div><div></div></div>	183	528	70	1	0
DEM Maricela Moore	427	35.32%	<div><div></div></div>	75	314	38	0	0
Total Votes Cast	1,209	100.00%	<div><div></div></div>	258	842	108	1	0
Overvotes	0			0	0	0	0	0
Undervotes	44			9	32	3	0	0
Contest Totals	1,253			267	874	111	1	0

Justice, 5th Court of Appeals District, Place 7

Vote For 1

	TOTAL	VOTE %		Election Day	Early Voting	Ballot By Mail	Provisional Ballots	Limited Ballots
REP Kristina Williams	777	64.16%	<div><div></div></div>	183	523	70	1	0
DEM Nancy Kennedy	434	35.84%	<div><div></div></div>	77	319	38	0	0
Total Votes Cast	1,211	100.00%	<div><div></div></div>	260	842	108	1	0
Overvotes	0			0	0	0	0	0
Undervotes	42			7	32	3	0	0
Contest Totals	1,253			267	874	111	1	0

County Judge CCD

Vote For 1

	TOTAL	VOTE %		Election Day	Early Voting	Ballot By Mail	Provisional Ballots	Limited Ballots
REP Chris Hill	787	64.61%	<div><div></div></div>	182	534	70	1	0
DEM Joshua Murray	431	35.39%	<div><div></div></div>	78	314	39	0	0
Total Votes Cast	1,218	100.00%	<div><div></div></div>	260	848	109	1	0
Overvotes	0			0	0	0	0	0
Undervotes	35			7	26	2	0	0
Contest Totals	1,253			267	874	111	1	0

District Clerk CCD

Vote For 1

	TOTAL	VOTE %		Election Day	Early Voting	Ballot By Mail	Provisional Ballots	Limited Ballots
REP Mike Gould	789	64.94%	<div><div></div></div>	187	531	70	1	0
DEM David Brignac	426	35.06%	<div><div></div></div>	73	314	39	0	0
Total Votes Cast	1,215	100.00%	<div><div></div></div>	260	845	109	1	0
Overvotes	0			0	0	0	0	0
Undervotes	38			7	29	2	0	0
Contest Totals	1,253			267	874	111	1	0

PCT 012

Justice of the Peace, Precinct 4

Vote For 1

	TOTAL	VOTE %		Election Day	Early Voting	Ballot By Mail	Provision al Ballots	Limited Ballots
REP Vincent Venegoni	774	64.61%	<div><div></div></div>	183	520	70	1	0
DEM Adam Kern	424	35.39%	<div><div></div></div>	75	312	37	0	0
Total Votes Cast	1,198	100.00%	<div><div></div></div>	258	832	107	1	0
Overvotes	0			0	0	0	0	0
Undervotes	55			9	42	4	0	0
Contest Totals	1,253			267	874	111	1	0

PCT 013

U. S. Representative District 3

Vote For 1

	TOTAL	VOTE %		Election Day	Early Voting	Ballot By Mail	Provisional Ballots	Limited Ballots
REP Keith Self	1,009	74.63%	<div><div></div></div>	340	652	16	1	0
DEM Sandeep Srivastava	316	23.37%	<div><div></div></div>	93	210	13	0	0
LIB Christopher Claytor	27	2.00%	<div><div></div></div>	13	14	0	0	0
Total Votes Cast	1,352	100.00%	<div><div></div></div>	446	876	29	1	0
Overvotes	0			0	0	0	0	0
Undervotes	6			1	4	1	0	0
Contest Totals	1,358			447	880	30	1	0

Governor

Vote For 1

	TOTAL	VOTE %		Election Day	Early Voting	Ballot By Mail	Provisional Ballots	Limited Ballots
REP Greg Abbott	992	73.10%	<div><div></div></div>	332	643	16	1	0
DEM Beto O'Rourke	350	25.79%	<div><div></div></div>	109	227	14	0	0
LIB Mark Tippetts	14	1.03%	<div><div></div></div>	6	8	0	0	0
GRN Delilah Barrios	1	0.07%	<div><div></div></div>	0	1	0	0	0
Write-In Totals	0	0.00%	<div><div></div></div>	0	0	0	0	0
Total Votes Cast	1,357	100.00%	<div><div></div></div>	447	879	30	1	0
Overvotes	0			0	0	0	0	0
Undervotes	1			0	1	0	0	0
Contest Totals	1,358			447	880	30	1	0

Lieutenant Governor

Vote For 1

	TOTAL	VOTE %		Election Day	Early Voting	Ballot By Mail	Provisional Ballots	Limited Ballots
REP Dan Patrick	974	71.88%	<div><div></div></div>	324	633	16	1	0
DEM Mike Collier	360	26.57%	<div><div></div></div>	110	236	14	0	0
LIB Shanna Steele	21	1.55%	<div><div></div></div>	10	11	0	0	0
Total Votes Cast	1,355	100.00%	<div><div></div></div>	444	880	30	1	0
Overvotes	0			0	0	0	0	0
Undervotes	3			3	0	0	0	0
Contest Totals	1,358			447	880	30	1	0

Attorney General

Vote For 1

	TOTAL	VOTE %		Election Day	Early Voting	Ballot By Mail	Provisional Ballots	Limited Ballots
REP Ken Paxton	954	70.77%	<div><div></div></div>	325	613	15	1	0
DEM Rochelle Mercedes Garza	358	26.56%	<div><div></div></div>	104	240	14	0	0
LIB Mark Ash	36	2.67%	<div><div></div></div>	13	23	0	0	0
Total Votes Cast	1,348	100.00%	<div><div></div></div>	442	876	29	1	0
Overvotes	0			0	0	0	0	0
Undervotes	10			5	4	1	0	0
Contest Totals	1,358			447	880	30	1	0

PCT 013

Comptroller of Public Accounts

Vote For 1

	TOTAL	VOTE %		Election Day	Early Voting	Ballot By Mail	Provisional Ballots	Limited Ballots
REP Glenn Hegar	1,014	75.22%	<div><div></div></div>	343	656	14	1	0
DEM Janet T. Dudding	320	23.74%	<div><div></div></div>	95	212	13	0	0
LIB V. Alonzo Echevarria-Garza	14	1.04%	<div><div></div></div>	6	7	1	0	0
Total Votes Cast	1,348	100.00%	<div><div></div></div>	444	875	28	1	0
Overvotes	0			0	0	0	0	0
Undervotes	10			3	5	2	0	0
Contest Totals	1,358			447	880	30	1	0

Commissioner of the General Land Office

Vote For 1

	TOTAL	VOTE %		Election Day	Early Voting	Ballot By Mail	Provisional Ballots	Limited Ballots
REP Dawn Buckingham	1,014	75.50%	<div><div></div></div>	339	660	14	1	0
DEM Jay Kleberg	325	24.20%	<div><div></div></div>	100	212	13	0	0
GRN Alfred Molison, Jr	4	0.30%	<div><div></div></div>	1	3	0	0	0
Write-In Totals	0	0.00%	<div><div></div></div>	0	0	0	0	0
Total Votes Cast	1,343	100.00%	<div><div></div></div>	440	875	27	1	0
Overvotes	0			0	0	0	0	0
Undervotes	15			7	5	3	0	0
Contest Totals	1,358			447	880	30	1	0

Commissioner of Agriculture

Vote For 1

	TOTAL	VOTE %		Election Day	Early Voting	Ballot By Mail	Provisional Ballots	Limited Ballots
REP Sid Miller	1,013	75.54%	<div><div></div></div>	342	656	14	1	0
DEM Susan Hays	328	24.46%	<div><div></div></div>	98	216	14	0	0
Total Votes Cast	1,341	100.00%	<div><div></div></div>	440	872	28	1	0
Overvotes	0			0	0	0	0	0
Undervotes	17			7	8	2	0	0
Contest Totals	1,358			447	880	30	1	0

Railroad Commissioner

Vote For 1

	TOTAL	VOTE %		Election Day	Early Voting	Ballot By Mail	Provisional Ballots	Limited Ballots
REP Wayne Christian	1,003	74.68%	<div><div></div></div>	334	654	14	1	0
DEM Luke Warford	313	23.31%	<div><div></div></div>	95	204	14	0	0
LIB Jaime Andres Diez	20	1.49%	<div><div></div></div>	9	11	0	0	0
GRN Hunter Wayne Crow	7	0.52%	<div><div></div></div>	1	6	0	0	0
Total Votes Cast	1,343	100.00%	<div><div></div></div>	439	875	28	1	0
Overvotes	0			0	0	0	0	0
Undervotes	15			8	5	2	0	0
Contest Totals	1,358			447	880	30	1	0

PCT 013

Justice, Supreme Court, Place 3

Vote For 1

	TOTAL	VOTE %		Election Day	Early Voting	Ballot By Mail	Provisional Ballots	Limited Ballots
REP Debra Lehrmann	993	74.05%	<div><div></div></div>	332	645	15	1	0
DEM Erin A. Nowell	331	24.68%	<div><div></div></div>	100	217	14	0	0
LIB Thomas Edward Oxford	17	1.27%	<div><div></div></div>	8	9	0	0	0
Total Votes Cast	1,341	100.00%	<div><div></div></div>	440	871	29	1	0
Overvotes	0			0	0	0	0	0
Undervotes	17			7	9	1	0	0
Contest Totals	1,358			447	880	30	1	0

Justice, Supreme Court, Place 5

Vote For 1

	TOTAL	VOTE %		Election Day	Early Voting	Ballot By Mail	Provisional Ballots	Limited Ballots
REP Rebeca Huddle	1,006	74.96%	<div><div></div></div>	341	649	15	1	0
DEM Amanda Reichel	336	25.04%	<div><div></div></div>	101	221	14	0	0
Total Votes Cast	1,342	100.00%	<div><div></div></div>	442	870	29	1	0
Overvotes	0			0	0	0	0	0
Undervotes	16			5	10	1	0	0
Contest Totals	1,358			447	880	30	1	0

Justice, Supreme Court, Place 9

Vote For 1

	TOTAL	VOTE %		Election Day	Early Voting	Ballot By Mail	Provisional Ballots	Limited Ballots
REP Evan Young	1,005	75.00%	<div><div></div></div>	339	651	14	1	0
DEM Julia Maldonado	335	25.00%	<div><div></div></div>	102	218	15	0	0
Total Votes Cast	1,340	100.00%	<div><div></div></div>	441	869	29	1	0
Overvotes	0			0	0	0	0	0
Undervotes	18			6	11	1	0	0
Contest Totals	1,358			447	880	30	1	0

Judge, Court of Criminal Appeals, Place 5

Vote For 1

	TOTAL	VOTE %		Election Day	Early Voting	Ballot By Mail	Provisional Ballots	Limited Ballots
REP Scott Walker	998	74.59%	<div><div></div></div>	338	645	14	1	0
DEM Dana Huffman	340	25.41%	<div><div></div></div>	103	222	15	0	0
Total Votes Cast	1,338	100.00%	<div><div></div></div>	441	867	29	1	0
Overvotes	0			0	0	0	0	0
Undervotes	20			6	13	1	0	0
Contest Totals	1,358			447	880	30	1	0

PCT 013

Judge, Court of Criminal Appeals, Place 6

Vote For 1

	TOTAL	VOTE %		Election Day	Early Voting	Ballot By Mail	Provisional Ballots	Limited Ballots
REP Jesse F. McClure, III	997	74.68%	<div><div></div></div>	337	645	14	1	0
DEM Robert Johnson	338	25.32%	<div><div></div></div>	102	222	14	0	0
Total Votes Cast	1,335	100.00%	<div><div></div></div>	439	867	28	1	0
Overvotes	0			0	0	0	0	0
Undervotes	23			8	13	2	0	0
Contest Totals	1,358			447	880	30	1	0

Member, State Board of Education, District 12 CCD

Vote For 1

	TOTAL	VOTE %		Election Day	Early Voting	Ballot By Mail	Provisional Ballots	Limited Ballots
REP Pam Little	986	73.53%	<div><div></div></div>	330	640	15	1	0
DEM Alex Cornwallis	331	24.68%	<div><div></div></div>	98	219	14	0	0
LIB Christy Mowrey	24	1.79%	<div><div></div></div>	11	13	0	0	0
Write-In Totals	0	0.00%	<div><div></div></div>	0	0	0	0	0
Total Votes Cast	1,341	100.00%	<div><div></div></div>	439	872	29	1	0
Overvotes	0			0	0	0	0	0
Undervotes	17			8	8	1	0	0
Contest Totals	1,358			447	880	30	1	0

State Senator, District 8

Vote For 1

	TOTAL	VOTE %		Election Day	Early Voting	Ballot By Mail	Provisional Ballots	Limited Ballots
REP Angela Paxton	966	72.14%	<div><div></div></div>	324	626	15	1	0
DEM Jonathan Cocks	346	25.84%	<div><div></div></div>	104	228	14	0	0
LIB Edward Kless	27	2.02%	<div><div></div></div>	12	15	0	0	0
Total Votes Cast	1,339	100.00%	<div><div></div></div>	440	869	29	1	0
Overvotes	0			0	0	0	0	0
Undervotes	19			7	11	1	0	0
Contest Totals	1,358			447	880	30	1	0

State Representative, District 61

Vote For 1

	TOTAL	VOTE %		Election Day	Early Voting	Ballot By Mail	Provisional Ballots	Limited Ballots
REP Frederick Frazier	1,002	74.66%	<div><div></div></div>	338	649	14	1	0
DEM Sheena King	340	25.34%	<div><div></div></div>	104	221	15	0	0
Total Votes Cast	1,342	100.00%	<div><div></div></div>	442	870	29	1	0
Overvotes	0			0	0	0	0	0
Undervotes	16			5	10	1	0	0
Contest Totals	1,358			447	880	30	1	0

PCT 013

Justice, 5th Court of Appeals District, Place 4

Vote For 1

	TOTAL	VOTE %		Election Day	Early Voting	Ballot By Mail	Provisional Ballots	Limited Ballots
REP Emily A. Miskel	1,003	75.19%	<div><div></div></div>	338	649	15	1	0
DEM Maricela Moore	331	24.81%	<div><div></div></div>	100	217	14	0	0
Total Votes Cast	1,334	100.00%	<div><div></div></div>	438	866	29	1	0
Overvotes	0			0	0	0	0	0
Undervotes	24			9	14	1	0	0
Contest Totals	1,358			447	880	30	1	0

Justice, 5th Court of Appeals District, Place 7

Vote For 1

	TOTAL	VOTE %		Election Day	Early Voting	Ballot By Mail	Provisional Ballots	Limited Ballots
REP Kristina Williams	1,000	74.91%	<div><div></div></div>	337	648	14	1	0
DEM Nancy Kennedy	335	25.09%	<div><div></div></div>	101	219	15	0	0
Total Votes Cast	1,335	100.00%	<div><div></div></div>	438	867	29	1	0
Overvotes	0			0	0	0	0	0
Undervotes	23			9	13	1	0	0
Contest Totals	1,358			447	880	30	1	0

County Judge CCD

Vote For 1

	TOTAL	VOTE %		Election Day	Early Voting	Ballot By Mail	Provisional Ballots	Limited Ballots
REP Chris Hill	994	74.23%	<div><div></div></div>	337	641	15	1	0
DEM Joshua Murray	345	25.77%	<div><div></div></div>	103	228	14	0	0
Total Votes Cast	1,339	100.00%	<div><div></div></div>	440	869	29	1	0
Overvotes	0			0	0	0	0	0
Undervotes	19			7	11	1	0	0
Contest Totals	1,358			447	880	30	1	0

District Clerk CCD

Vote For 1

	TOTAL	VOTE %		Election Day	Early Voting	Ballot By Mail	Provisional Ballots	Limited Ballots
REP Mike Gould	1,001	74.87%	<div><div></div></div>	341	645	14	1	0
DEM David Brignac	336	25.13%	<div><div></div></div>	99	223	14	0	0
Total Votes Cast	1,337	100.00%	<div><div></div></div>	440	868	28	1	0
Overvotes	0			0	0	0	0	0
Undervotes	21			7	12	2	0	0
Contest Totals	1,358			447	880	30	1	0

PCT 013

Justice of the Peace, Precinct 4

Vote For 1

	TOTAL	VOTE %		Election Day	Early Voting	Ballot By Mail	Provision al Ballots	Limited Ballots
REP Vincent Venegoni	999	74.83%	<div><div></div></div>	337	647	14	1	0
DEM Adam Kern	336	25.17%	<div><div></div></div>	102	220	14	0	0
Total Votes Cast	1,335	100.00%	<div><div></div></div>	439	867	28	1	0
Overvotes	0			0	0	0	0	0
Undervotes	23			8	13	2	0	0
Contest Totals	1,358			447	880	30	1	0

PCT 014

U. S. Representative, District 4

Vote For 1

	TOTAL	VOTE %		Election Day	Early Voting	Ballot By Mail	Provisional Ballots	Limited Ballots
REP Pat Fallon	705	45.19%	<div><div></div></div>	222	450	32	1	0
DEM Iro Omere	821	52.63%	<div><div></div></div>	235	539	44	2	1
LIB John Simmons	34	2.18%	<div><div></div></div>	17	17	0	0	0
Total Votes Cast	1,560	100.00%	<div><div></div></div>	474	1,006	76	3	1
Overvotes	0			0	0	0	0	0
Undervotes	16			6	9	1	0	0
Contest Totals	1,576			480	1,015	77	3	1

Governor

Vote For 1

	TOTAL	VOTE %		Election Day	Early Voting	Ballot By Mail	Provisional Ballots	Limited Ballots
REP Greg Abbott	677	43.07%	<div><div></div></div>	210	434	32	1	0
DEM Beto O'Rourke	877	55.79%	<div><div></div></div>	256	573	45	2	1
LIB Mark Tippetts	14	0.89%	<div><div></div></div>	10	4	0	0	0
GRN Delilah Barrios	2	0.13%	<div><div></div></div>	1	1	0	0	0
Write-In Totals	2	0.13%	<div><div></div></div>	1	1	0	0	0
Total Votes Cast	1,572	100.00%	<div><div></div></div>	478	1,013	77	3	1
Overvotes	0			0	0	0	0	0
Undervotes	4			2	2	0	0	0
Contest Totals	1,576			480	1,015	77	3	1

Lieutenant Governor

Vote For 1

	TOTAL	VOTE %		Election Day	Early Voting	Ballot By Mail	Provisional Ballots	Limited Ballots
REP Dan Patrick	659	42.19%	<div><div></div></div>	211	418	29	1	0
DEM Mike Collier	873	55.89%	<div><div></div></div>	250	573	47	2	1
LIB Shanna Steele	30	1.92%	<div><div></div></div>	15	15	0	0	0
Total Votes Cast	1,562	100.00%	<div><div></div></div>	476	1,006	76	3	1
Overvotes	0			0	0	0	0	0
Undervotes	14			4	9	1	0	0
Contest Totals	1,576			480	1,015	77	3	1

Attorney General

Vote For 1

	TOTAL	VOTE %		Election Day	Early Voting	Ballot By Mail	Provisional Ballots	Limited Ballots
REP Ken Paxton	650	41.88%	<div><div></div></div>	210	412	27	1	0
DEM Rochelle Mercedes Garza	858	55.28%	<div><div></div></div>	250	561	44	2	1
LIB Mark Ash	44	2.84%	<div><div></div></div>	15	27	2	0	0
Total Votes Cast	1,552	100.00%	<div><div></div></div>	475	1,000	73	3	1
Overvotes	0			0	0	0	0	0
Undervotes	24			5	15	4	0	0
Contest Totals	1,576			480	1,015	77	3	1

PCT 014

Comptroller of Public Accounts

Vote For 1

	TOTAL	VOTE %		Election Day	Early Voting	Ballot By Mail	Provisional Ballots	Limited Ballots
REP Glenn Hegar	733	47.23%	<div><div></div></div>	236	466	30	1	0
DEM Janet T. Dudding	797	51.35%	<div><div></div></div>	226	523	45	2	1
LIB V. Alonzo Echevarria-Garza	22	1.42%	<div><div></div></div>	11	11	0	0	0
Total Votes Cast	1,552	100.00%	<div><div></div></div>	473	1,000	75	3	1
Overvotes	0			0	0	0	0	0
Undervotes	24			7	15	2	0	0
Contest Totals	1,576			480	1,015	77	3	1

Commissioner of the General Land Office

Vote For 1

	TOTAL	VOTE %		Election Day	Early Voting	Ballot By Mail	Provisional Ballots	Limited Ballots
REP Dawn Buckingham	719	46.48%	<div><div></div></div>	230	459	29	1	0
DEM Jay Kleberg	808	52.23%	<div><div></div></div>	231	530	44	2	1
GRN Alfred Molison, Jr	20	1.29%	<div><div></div></div>	10	9	1	0	0
Write-In Totals	0	0.00%	<div><div></div></div>	0	0	0	0	0
Total Votes Cast	1,547	100.00%	<div><div></div></div>	471	998	74	3	1
Overvotes	0			0	0	0	0	0
Undervotes	29			9	17	3	0	0
Contest Totals	1,576			480	1,015	77	3	1

Commissioner of Agriculture

Vote For 1

	TOTAL	VOTE %		Election Day	Early Voting	Ballot By Mail	Provisional Ballots	Limited Ballots
REP Sid Miller	714	46.54%	<div><div></div></div>	231	453	29	1	0
DEM Susan Hays	820	53.46%	<div><div></div></div>	233	540	44	2	1
Total Votes Cast	1,534	100.00%	<div><div></div></div>	464	993	73	3	1
Overvotes	0			0	0	0	0	0
Undervotes	42			16	22	4	0	0
Contest Totals	1,576			480	1,015	77	3	1

Railroad Commissioner

Vote For 1

	TOTAL	VOTE %		Election Day	Early Voting	Ballot By Mail	Provisional Ballots	Limited Ballots
REP Wayne Christian	719	46.60%	<div><div></div></div>	232	458	28	1	0
DEM Luke Warford	778	50.42%	<div><div></div></div>	218	515	42	2	1
LIB Jaime Andres Diez	35	2.27%	<div><div></div></div>	16	18	1	0	0
GRN Hunter Wayne Crow	11	0.71%	<div><div></div></div>	5	6	0	0	0
Total Votes Cast	1,543	100.00%	<div><div></div></div>	471	997	71	3	1
Overvotes	0			0	0	0	0	0
Undervotes	33			9	18	6	0	0
Contest Totals	1,576			480	1,015	77	3	1

PCT 014

Justice, Supreme Court, Place 3

Vote For 1

	TOTAL	VOTE %		Election Day	Early Voting	Ballot By Mail	Provisional Ballots	Limited Ballots
REP Debra Lehrmann	705	45.72%	<div><div></div></div>	224	449	31	1	0
DEM Erin A. Nowell	811	52.59%	<div><div></div></div>	235	529	44	2	1
LIB Thomas Edward Oxford	26	1.69%	<div><div></div></div>	13	13	0	0	0
Total Votes Cast	1,542	100.00%	<div><div></div></div>	472	991	75	3	1
Overvotes	0			0	0	0	0	0
Undervotes	34			8	24	2	0	0
Contest Totals	1,576			480	1,015	77	3	1

Justice, Supreme Court, Place 5

Vote For 1

	TOTAL	VOTE %		Election Day	Early Voting	Ballot By Mail	Provisional Ballots	Limited Ballots
REP Rebeca Huddle	704	45.80%	<div><div></div></div>	223	451	30	0	0
DEM Amanda Reichel	833	54.20%	<div><div></div></div>	245	541	44	2	1
Total Votes Cast	1,537	100.00%	<div><div></div></div>	468	992	74	2	1
Overvotes	0			0	0	0	0	0
Undervotes	39			12	23	3	1	0
Contest Totals	1,576			480	1,015	77	3	1

Justice, Supreme Court, Place 9

Vote For 1

	TOTAL	VOTE %		Election Day	Early Voting	Ballot By Mail	Provisional Ballots	Limited Ballots
REP Evan Young	707	46.06%	<div><div></div></div>	222	452	32	1	0
DEM Julia Maldonado	828	53.94%	<div><div></div></div>	243	540	42	2	1
Total Votes Cast	1,535	100.00%	<div><div></div></div>	465	992	74	3	1
Overvotes	0			0	0	0	0	0
Undervotes	41			15	23	3	0	0
Contest Totals	1,576			480	1,015	77	3	1

Judge, Court of Criminal Appeals, Place 5

Vote For 1

	TOTAL	VOTE %		Election Day	Early Voting	Ballot By Mail	Provisional Ballots	Limited Ballots
REP Scott Walker	702	45.82%	<div><div></div></div>	223	447	31	1	0
DEM Dana Huffman	830	54.18%	<div><div></div></div>	244	539	44	2	1
Total Votes Cast	1,532	100.00%	<div><div></div></div>	467	986	75	3	1
Overvotes	0			0	0	0	0	0
Undervotes	44			13	29	2	0	0
Contest Totals	1,576			480	1,015	77	3	1

PCT 014

Judge, Court of Criminal Appeals, Place 6

Vote For 1

	TOTAL	VOTE %		Election Day	Early Voting	Ballot By Mail	Provisional Ballots	Limited Ballots
REP Jesse F. McClure, III	690	45.16%	<div><div></div></div>	224	435	30	1	0
DEM Robert Johnson	838	54.84%	<div><div></div></div>	243	548	44	2	1
Total Votes Cast	1,528	100.00%	<div><div></div></div>	467	983	74	3	1
Overvotes	0			0	0	0	0	0
Undervotes	48			13	32	3	0	0
Contest Totals	1,576			480	1,015	77	3	1

Member, State Board of Education, District 12 CCD

Vote For 1

	TOTAL	VOTE %		Election Day	Early Voting	Ballot By Mail	Provisional Ballots	Limited Ballots
REP Pam Little	696	45.43%	<div><div></div></div>	224	443	28	1	0
DEM Alex Cornwallis	794	51.83%	<div><div></div></div>	230	518	43	2	1
LIB Christy Mowrey	42	2.74%	<div><div></div></div>	16	24	2	0	0
Write-In Totals	0	0.00%	<div><div></div></div>	0	0	0	0	0
Total Votes Cast	1,532	100.00%	<div><div></div></div>	470	985	73	3	1
Overvotes	0			0	0	0	0	0
Undervotes	44			10	30	4	0	0
Contest Totals	1,576			480	1,015	77	3	1

State Senator, District 8

Vote For 1

	TOTAL	VOTE %		Election Day	Early Voting	Ballot By Mail	Provisional Ballots	Limited Ballots
REP Angela Paxton	674	43.88%	<div><div></div></div>	221	425	27	1	0
DEM Jonathan Cocks	830	54.04%	<div><div></div></div>	237	546	44	2	1
LIB Edward Kless	32	2.08%	<div><div></div></div>	13	17	2	0	0
Total Votes Cast	1,536	100.00%	<div><div></div></div>	471	988	73	3	1
Overvotes	0			0	0	0	0	0
Undervotes	40			9	27	4	0	0
Contest Totals	1,576			480	1,015	77	3	1

State Representative, District 70

Vote For 1

	TOTAL	VOTE %		Election Day	Early Voting	Ballot By Mail	Provisional Ballots	Limited Ballots
REP Jamee Jolly	700	45.63%	<div><div></div></div>	226	441	32	1	0
DEM Mihaela Elizabeth Plesa	834	54.37%	<div><div></div></div>	238	549	44	2	1
Total Votes Cast	1,534	100.00%	<div><div></div></div>	464	990	76	3	1
Overvotes	0			0	0	0	0	0
Undervotes	42			16	25	1	0	0
Contest Totals	1,576			480	1,015	77	3	1

PCT 014

Justice, 5th Court of Appeals District, Place 4

Vote For 1

	TOTAL	VOTE %		Election Day	Early Voting	Ballot By Mail	Provisional Ballots	Limited Ballots
REP Emily A. Miskel	702	45.91%	<div><div></div></div>	222	449	30	1	0
DEM Maricela Moore	827	54.09%	<div><div></div></div>	242	537	45	2	1
Total Votes Cast	1,529	100.00%	<div><div></div></div>	464	986	75	3	1
Overvotes	0			0	0	0	0	0
Undervotes	47			16	29	2	0	0
Contest Totals	1,576			480	1,015	77	3	1

Justice, 5th Court of Appeals District, Place 7

Vote For 1

	TOTAL	VOTE %		Election Day	Early Voting	Ballot By Mail	Provisional Ballots	Limited Ballots
REP Kristina Williams	692	45.38%	<div><div></div></div>	219	443	29	1	0
DEM Nancy Kennedy	833	54.62%	<div><div></div></div>	244	541	45	2	1
Total Votes Cast	1,525	100.00%	<div><div></div></div>	463	984	74	3	1
Overvotes	0			0	0	0	0	0
Undervotes	51			17	31	3	0	0
Contest Totals	1,576			480	1,015	77	3	1

County Judge CCD

Vote For 1

	TOTAL	VOTE %		Election Day	Early Voting	Ballot By Mail	Provisional Ballots	Limited Ballots
REP Chris Hill	700	45.66%	<div><div></div></div>	223	445	31	1	0
DEM Joshua Murray	833	54.34%	<div><div></div></div>	246	538	46	2	1
Total Votes Cast	1,533	100.00%	<div><div></div></div>	469	983	77	3	1
Overvotes	0			0	0	0	0	0
Undervotes	43			11	32	0	0	0
Contest Totals	1,576			480	1,015	77	3	1

District Clerk CCD

Vote For 1

	TOTAL	VOTE %		Election Day	Early Voting	Ballot By Mail	Provisional Ballots	Limited Ballots
REP Mike Gould	699	45.87%	<div><div></div></div>	224	445	29	1	0
DEM David Brignac	825	54.13%	<div><div></div></div>	241	536	45	2	1
Total Votes Cast	1,524	100.00%	<div><div></div></div>	465	981	74	3	1
Overvotes	0			0	0	0	0	0
Undervotes	52			15	34	3	0	0
Contest Totals	1,576			480	1,015	77	3	1

PCT 014

Justice of the Peace, Precinct 4

Vote For 1

	TOTAL	VOTE %		Election Day	Early Voting	Ballot By Mail	Provision al Ballots	Limited Ballots
REP Vincent Venegoni	689	45.39%	<div><div></div></div>	214	445	29	1	0
DEM Adam Kern	829	54.61%	<div><div></div></div>	247	535	44	2	1
Total Votes Cast	1,518	100.00%	<div><div></div></div>	461	980	73	3	1
Overvotes	0			0	0	0	0	0
Undervotes	58			19	35	4	0	0
Contest Totals	1,576			480	1,015	77	3	1

PCT 015

U. S. Representative District 3

Vote For 1

	TOTAL	VOTE %		Election Day	Early Voting	Ballot By Mail	Provision al Ballots	Limited Ballots
REP Keith Self	354	47.14%	<div><div></div></div>	78	258	17	1	0
DEM Sandeep Srivastava	376	50.07%	<div><div></div></div>	90	255	29	2	0
LIB Christopher Claytor	21	2.80%	<div><div></div></div>	7	14	0	0	0
Total Votes Cast	751	100.00%	<div><div></div></div>	175	527	46	3	0
Overvotes	0			0	0	0	0	0
Undervotes	15			5	8	2	0	0
Contest Totals	766			180	535	48	3	0

Governor

Vote For 1

	TOTAL	VOTE %		Election Day	Early Voting	Ballot By Mail	Provision al Ballots	Limited Ballots
REP Greg Abbott	343	45.01%	<div><div></div></div>	73	255	14	1	0
DEM Beto O'Rourke	407	53.41%	<div><div></div></div>	102	269	34	2	0
LIB Mark Tippetts	7	0.92%	<div><div></div></div>	2	5	0	0	0
GRN Delilah Barrios	3	0.39%	<div><div></div></div>	1	2	0	0	0
Write-In Totals	2	0.26%	<div><div></div></div>	1	1	0	0	0
Total Votes Cast	762	100.00%	<div><div></div></div>	179	532	48	3	0
Overvotes	0			0	0	0	0	0
Undervotes	4			1	3	0	0	0
Contest Totals	766			180	535	48	3	0

Lieutenant Governor

Vote For 1

	TOTAL	VOTE %		Election Day	Early Voting	Ballot By Mail	Provision al Ballots	Limited Ballots
REP Dan Patrick	336	44.50%	<div><div></div></div>	71	250	14	1	0
DEM Mike Collier	398	52.72%	<div><div></div></div>	97	265	34	2	0
LIB Shanna Steele	21	2.78%	<div><div></div></div>	9	12	0	0	0
Total Votes Cast	755	100.00%	<div><div></div></div>	177	527	48	3	0
Overvotes	0			0	0	0	0	0
Undervotes	11			3	8	0	0	0
Contest Totals	766			180	535	48	3	0

Attorney General

Vote For 1

	TOTAL	VOTE %		Election Day	Early Voting	Ballot By Mail	Provision al Ballots	Limited Ballots
REP Ken Paxton	336	44.80%	<div><div></div></div>	71	250	14	1	0
DEM Rochelle Mercedes Garza	387	51.60%	<div><div></div></div>	97	255	33	2	0
LIB Mark Ash	27	3.60%	<div><div></div></div>	7	20	0	0	0
Total Votes Cast	750	100.00%	<div><div></div></div>	175	525	47	3	0
Overvotes	0			0	0	0	0	0
Undervotes	16			5	10	1	0	0
Contest Totals	766			180	535	48	3	0

PCT 015

Comptroller of Public Accounts

Vote For 1

	TOTAL	VOTE %		Election Day	Early Voting	Ballot By Mail	Provisional Ballots	Limited Ballots
REP Glenn Hegar	360	48.19%	<div><div></div></div>	79	265	15	1	0
DEM Janet T. Dudding	373	49.93%	<div><div></div></div>	90	250	31	2	0
LIB V. Alonzo Echevarria-Garza	14	1.87%	<div><div></div></div>	6	8	0	0	0
Total Votes Cast	747	100.00%	<div><div></div></div>	175	523	46	3	0
Overvotes	0			0	0	0	0	0
Undervotes	19			5	12	2	0	0
Contest Totals	766			180	535	48	3	0

Commissioner of the General Land Office

Vote For 1

	TOTAL	VOTE %		Election Day	Early Voting	Ballot By Mail	Provisional Ballots	Limited Ballots
REP Dawn Buckingham	360	48.32%	<div><div></div></div>	82	262	15	1	0
DEM Jay Kleberg	366	49.13%	<div><div></div></div>	87	248	29	2	0
GRN Alfred Molison, Jr	19	2.55%	<div><div></div></div>	5	13	1	0	0
Write-In Totals	0	0.00%	<div><div></div></div>	0	0	0	0	0
Total Votes Cast	745	100.00%	<div><div></div></div>	174	523	45	3	0
Overvotes	0			0	0	0	0	0
Undervotes	21			6	12	3	0	0
Contest Totals	766			180	535	48	3	0

Commissioner of Agriculture

Vote For 1

	TOTAL	VOTE %		Election Day	Early Voting	Ballot By Mail	Provisional Ballots	Limited Ballots
REP Sid Miller	359	48.38%	<div><div></div></div>	79	265	14	1	0
DEM Susan Hays	383	51.62%	<div><div></div></div>	92	257	32	2	0
Total Votes Cast	742	100.00%	<div><div></div></div>	171	522	46	3	0
Overvotes	0			0	0	0	0	0
Undervotes	24			9	13	2	0	0
Contest Totals	766			180	535	48	3	0

Railroad Commissioner

Vote For 1

	TOTAL	VOTE %		Election Day	Early Voting	Ballot By Mail	Provisional Ballots	Limited Ballots
REP Wayne Christian	350	47.30%	<div><div></div></div>	76	257	16	1	0
DEM Luke Warford	353	47.70%	<div><div></div></div>	80	243	28	2	0
LIB Jaime Andres Diez	24	3.24%	<div><div></div></div>	12	12	0	0	0
GRN Hunter Wayne Crow	13	1.76%	<div><div></div></div>	4	9	0	0	0
Total Votes Cast	740	100.00%	<div><div></div></div>	172	521	44	3	0
Overvotes	0			0	0	0	0	0
Undervotes	26			8	14	4	0	0
Contest Totals	766			180	535	48	3	0

PCT 015

Justice, Supreme Court, Place 3

Vote For 1

	TOTAL	VOTE %		Election Day	Early Voting	Ballot By Mail	Provisional Ballots	Limited Ballots
REP Debra Lehrmann	354	47.97%	<div><div></div></div>	75	259	19	1	0
DEM Erin A. Nowell	367	49.73%	<div><div></div></div>	88	250	27	2	0
LIB Thomas Edward Oxford	17	2.30%	<div><div></div></div>	7	10	0	0	0
Total Votes Cast	738	100.00%	<div><div></div></div>	170	519	46	3	0
Overvotes	0			0	0	0	0	0
Undervotes	28			10	16	2	0	0
Contest Totals	766			180	535	48	3	0

Justice, Supreme Court, Place 5

Vote For 1

	TOTAL	VOTE %		Election Day	Early Voting	Ballot By Mail	Provisional Ballots	Limited Ballots
REP Rebeca Huddle	368	49.73%	<div><div></div></div>	81	268	18	1	0
DEM Amanda Reichel	372	50.27%	<div><div></div></div>	89	253	28	2	0
Total Votes Cast	740	100.00%	<div><div></div></div>	170	521	46	3	0
Overvotes	0			0	0	0	0	0
Undervotes	26			10	14	2	0	0
Contest Totals	766			180	535	48	3	0

Justice, Supreme Court, Place 9

Vote For 1

	TOTAL	VOTE %		Election Day	Early Voting	Ballot By Mail	Provisional Ballots	Limited Ballots
REP Evan Young	350	47.55%	<div><div></div></div>	77	258	14	1	0
DEM Julia Maldonado	386	52.45%	<div><div></div></div>	92	260	32	2	0
Total Votes Cast	736	100.00%	<div><div></div></div>	169	518	46	3	0
Overvotes	0			0	0	0	0	0
Undervotes	30			11	17	2	0	0
Contest Totals	766			180	535	48	3	0

Judge, Court of Criminal Appeals, Place 5

Vote For 1

	TOTAL	VOTE %		Election Day	Early Voting	Ballot By Mail	Provisional Ballots	Limited Ballots
REP Scott Walker	353	48.09%	<div><div></div></div>	80	258	14	1	0
DEM Dana Huffman	381	51.91%	<div><div></div></div>	88	259	32	2	0
Total Votes Cast	734	100.00%	<div><div></div></div>	168	517	46	3	0
Overvotes	0			0	0	0	0	0
Undervotes	32			12	18	2	0	0
Contest Totals	766			180	535	48	3	0

PCT 015

Judge, Court of Criminal Appeals, Place 6

Vote For 1

	TOTAL	VOTE %		Election Day	Early Voting	Ballot By Mail	Provisional Ballots	Limited Ballots
REP Jesse F. McClure, III	359	48.91%	<div><div></div></div>	80	263	15	1	0
DEM Robert Johnson	375	51.09%	<div><div></div></div>	90	253	30	2	0
Total Votes Cast	734	100.00%	<div><div></div></div>	170	516	45	3	0
Overvotes	0			0	0	0	0	0
Undervotes	32			10	19	3	0	0
Contest Totals	766			180	535	48	3	0

Member, State Board of Education, District 12 CCD

Vote For 1

	TOTAL	VOTE %		Election Day	Early Voting	Ballot By Mail	Provisional Ballots	Limited Ballots
REP Pam Little	347	47.28%	<div><div></div></div>	76	255	15	1	0
DEM Alex Cornwallis	361	49.18%	<div><div></div></div>	85	244	30	2	0
LIB Christy Mowrey	26	3.54%	<div><div></div></div>	8	18	0	0	0
Write-In Totals	0	0.00%	<div><div></div></div>	0	0	0	0	0
Total Votes Cast	734	100.00%	<div><div></div></div>	169	517	45	3	0
Overvotes	0			0	0	0	0	0
Undervotes	32			11	18	3	0	0
Contest Totals	766			180	535	48	3	0

State Senator, District 8

Vote For 1

	TOTAL	VOTE %		Election Day	Early Voting	Ballot By Mail	Provisional Ballots	Limited Ballots
REP Angela Paxton	337	45.85%	<div><div></div></div>	75	246	15	1	0
DEM Jonathan Cocks	373	50.75%	<div><div></div></div>	89	252	30	2	0
LIB Edward Kless	25	3.40%	<div><div></div></div>	7	18	0	0	0
Total Votes Cast	735	100.00%	<div><div></div></div>	171	516	45	3	0
Overvotes	0			0	0	0	0	0
Undervotes	31			9	19	3	0	0
Contest Totals	766			180	535	48	3	0

State Representative, District 70

Vote For 1

	TOTAL	VOTE %		Election Day	Early Voting	Ballot By Mail	Provisional Ballots	Limited Ballots
REP Jamee Jolly	357	48.77%	<div><div></div></div>	79	263	14	1	0
DEM Mihaela Elizabeth Plesa	375	51.23%	<div><div></div></div>	89	253	31	2	0
Total Votes Cast	732	100.00%	<div><div></div></div>	168	516	45	3	0
Overvotes	0			0	0	0	0	0
Undervotes	34			12	19	3	0	0
Contest Totals	766			180	535	48	3	0

PCT 015

Justice, 5th Court of Appeals District, Place 4

Vote For 1

	TOTAL	VOTE %		Election Day	Early Voting	Ballot By Mail	Provisional Ballots	Limited Ballots
REP Emily A. Miskel	362	49.52%	<div><div></div></div>	83	264	14	1	0
DEM Maricela Moore	369	50.48%	<div><div></div></div>	85	252	30	2	0
Total Votes Cast	731	100.00%	<div><div></div></div>	168	516	44	3	0
Overvotes	0			0	0	0	0	0
Undervotes	35			12	19	4	0	0
Contest Totals	766			180	535	48	3	0

Justice, 5th Court of Appeals District, Place 7

Vote For 1

	TOTAL	VOTE %		Election Day	Early Voting	Ballot By Mail	Provisional Ballots	Limited Ballots
REP Kristina Williams	360	49.59%	<div><div></div></div>	84	260	15	1	0
DEM Nancy Kennedy	366	50.41%	<div><div></div></div>	84	251	29	2	0
Total Votes Cast	726	100.00%	<div><div></div></div>	168	511	44	3	0
Overvotes	0			0	0	0	0	0
Undervotes	40			12	24	4	0	0
Contest Totals	766			180	535	48	3	0

County Judge CCD

Vote For 1

	TOTAL	VOTE %		Election Day	Early Voting	Ballot By Mail	Provisional Ballots	Limited Ballots
REP Chris Hill	360	48.98%	<div><div></div></div>	83	260	16	1	0
DEM Joshua Murray	375	51.02%	<div><div></div></div>	85	260	28	2	0
Total Votes Cast	735	100.00%	<div><div></div></div>	168	520	44	3	0
Overvotes	0			0	0	0	0	0
Undervotes	31			12	15	4	0	0
Contest Totals	766			180	535	48	3	0

District Clerk CCD

Vote For 1

	TOTAL	VOTE %		Election Day	Early Voting	Ballot By Mail	Provisional Ballots	Limited Ballots
REP Mike Gould	362	49.73%	<div><div></div></div>	82	262	17	1	0
DEM David Brignac	366	50.27%	<div><div></div></div>	87	250	27	2	0
Total Votes Cast	728	100.00%	<div><div></div></div>	169	512	44	3	0
Overvotes	0			0	0	0	0	0
Undervotes	38			11	23	4	0	0
Contest Totals	766			180	535	48	3	0

PCT 015

County Commissioner, Precinct 4

Vote For 1

	TOTAL	VOTE %		Election Day	Early Voting	Ballot By Mail	Provision al Ballots	Limited Ballots
REP Duncan Webb	365	50.28%	<div><div></div></div>	87	262	15	1	0
DEM Jeffrey Williams	361	49.72%	<div><div></div></div>	82	248	29	2	0
Total Votes Cast	726	100.00%	<div><div></div></div>	169	510	44	3	0
Overvotes	0			0	0	0	0	0
Undervotes	40			11	25	4	0	0
Contest Totals	766			180	535	48	3	0

Justice of the Peace, Precinct 3

Vote For 1

	TOTAL	VOTE %		Election Day	Early Voting	Ballot By Mail	Provision al Ballots	Limited Ballots
REP Mike Missildine	362	49.79%	<div><div></div></div>	83	261	17	1	0
DEM Irvin Lynn Barrett	365	50.21%	<div><div></div></div>	85	251	27	2	0
Total Votes Cast	727	100.00%	<div><div></div></div>	168	512	44	3	0
Overvotes	0			0	0	0	0	0
Undervotes	39			12	23	4	0	0
Contest Totals	766			180	535	48	3	0

PCT 016

U. S. Representative District 3

Vote For 1

	TOTAL	VOTE %		Election Day	Early Voting	Ballot By Mail	Provisional Ballots	Limited Ballots
REP Keith Self	1,633	67.23%	<div><div></div></div>	502	1,103	28	0	0
DEM Sandeep Srivastava	731	30.09%	<div><div></div></div>	214	495	22	0	0
LIB Christopher Claytor	65	2.68%	<div><div></div></div>	22	43	0	0	0
Total Votes Cast	2,429	100.00%	<div><div></div></div>	738	1,641	50	0	0
Overvotes	0			0	0	0	0	0
Undervotes	36			17	17	2	0	0
Contest Totals	2,465			755	1,658	52	0	0

Governor

Vote For 1

	TOTAL	VOTE %		Election Day	Early Voting	Ballot By Mail	Provisional Ballots	Limited Ballots
REP Greg Abbott	1,627	66.11%	<div><div></div></div>	508	1,092	27	0	0
DEM Beto O'Rourke	803	32.63%	<div><div></div></div>	232	546	25	0	0
LIB Mark Tippetts	27	1.10%	<div><div></div></div>	12	15	0	0	0
GRN Delilah Barrios	4	0.16%	<div><div></div></div>	2	2	0	0	0
Write-In Totals	0	0.00%	<div><div></div></div>	0	0	0	0	0
Total Votes Cast	2,461	100.00%	<div><div></div></div>	754	1,655	52	0	0
Overvotes	0			0	0	0	0	0
Undervotes	4			1	3	0	0	0
Contest Totals	2,465			755	1,658	52	0	0

Lieutenant Governor

Vote For 1

	TOTAL	VOTE %		Election Day	Early Voting	Ballot By Mail	Provisional Ballots	Limited Ballots
REP Dan Patrick	1,575	64.50%	<div><div></div></div>	479	1,069	27	0	0
DEM Mike Collier	794	32.51%	<div><div></div></div>	232	537	25	0	0
LIB Shanna Steele	73	2.99%	<div><div></div></div>	32	41	0	0	0
Total Votes Cast	2,442	100.00%	<div><div></div></div>	743	1,647	52	0	0
Overvotes	0			0	0	0	0	0
Undervotes	23			12	11	0	0	0
Contest Totals	2,465			755	1,658	52	0	0

Attorney General

Vote For 1

	TOTAL	VOTE %		Election Day	Early Voting	Ballot By Mail	Provisional Ballots	Limited Ballots
REP Ken Paxton	1,551	64.01%	<div><div></div></div>	487	1,037	27	0	0
DEM Rochelle Mercedes Garza	776	32.03%	<div><div></div></div>	222	529	25	0	0
LIB Mark Ash	96	3.96%	<div><div></div></div>	32	64	0	0	0
Total Votes Cast	2,423	100.00%	<div><div></div></div>	741	1,630	52	0	0
Overvotes	0			0	0	0	0	0
Undervotes	42			14	28	0	0	0
Contest Totals	2,465			755	1,658	52	0	0

PCT 016

Comptroller of Public Accounts

Vote For 1

	TOTAL	VOTE %		Election Day	Early Voting	Ballot By Mail	Provisional Ballots	Limited Ballots
REP Glenn Hegar	1,649	68.25%	<div><div></div></div>	500	1,119	30	0	0
DEM Janet T. Dudding	711	29.43%	<div><div></div></div>	213	479	19	0	0
LIB V. Alonzo Echevarria-Garza	56	2.32%	<div><div></div></div>	23	32	1	0	0
Total Votes Cast	2,416	100.00%	<div><div></div></div>	736	1,630	50	0	0
Overvotes	0			0	0	0	0	0
Undervotes	49			19	28	2	0	0
Contest Totals	2,465			755	1,658	52	0	0

Commissioner of the General Land Office

Vote For 1

	TOTAL	VOTE %		Election Day	Early Voting	Ballot By Mail	Provisional Ballots	Limited Ballots
REP Dawn Buckingham	1,659	68.90%	<div><div></div></div>	508	1,121	30	0	0
DEM Jay Kleberg	727	30.19%	<div><div></div></div>	210	497	20	0	0
GRN Alfred Molison, Jr	21	0.87%	<div><div></div></div>	11	10	0	0	0
Write-In Totals	1	0.04%	<div><div></div></div>	1	0	0	0	0
Total Votes Cast	2,408	100.00%	<div><div></div></div>	730	1,628	50	0	0
Overvotes	0			0	0	0	0	0
Undervotes	57			25	30	2	0	0
Contest Totals	2,465			755	1,658	52	0	0

Commissioner of Agriculture

Vote For 1

	TOTAL	VOTE %		Election Day	Early Voting	Ballot By Mail	Provisional Ballots	Limited Ballots
REP Sid Miller	1,650	68.61%	<div><div></div></div>	510	1,110	30	0	0
DEM Susan Hays	755	31.39%	<div><div></div></div>	219	516	20	0	0
Total Votes Cast	2,405	100.00%	<div><div></div></div>	729	1,626	50	0	0
Overvotes	0			0	0	0	0	0
Undervotes	60			26	32	2	0	0
Contest Totals	2,465			755	1,658	52	0	0

Railroad Commissioner

Vote For 1

	TOTAL	VOTE %		Election Day	Early Voting	Ballot By Mail	Provisional Ballots	Limited Ballots
REP Wayne Christian	1,619	67.32%	<div><div></div></div>	495	1,097	27	0	0
DEM Luke Warford	711	29.56%	<div><div></div></div>	205	484	22	0	0
LIB Jaime Andres Diez	57	2.37%	<div><div></div></div>	23	33	1	0	0
GRN Hunter Wayne Crow	18	0.75%	<div><div></div></div>	7	11	0	0	0
Total Votes Cast	2,405	100.00%	<div><div></div></div>	730	1,625	50	0	0
Overvotes	0			0	0	0	0	0
Undervotes	60			25	33	2	0	0
Contest Totals	2,465			755	1,658	52	0	0

PCT 016

Justice, Supreme Court, Place 3

Vote For 1

	TOTAL	VOTE %		Election Day	Early Voting	Ballot By Mail	Provisional Ballots	Limited Ballots
REP Debra Lehrmann	1,631	67.51%	<div><div></div></div>	497	1,104	30	0	0
DEM Erin A. Nowell	734	30.38%	<div><div></div></div>	216	498	20	0	0
LIB Thomas Edward Oxford	51	2.11%	<div><div></div></div>	23	28	0	0	0
Total Votes Cast	2,416	100.00%	<div><div></div></div>	736	1,630	50	0	0
Overvotes	0			0	0	0	0	0
Undervotes	49			19	28	2	0	0
Contest Totals	2,465			755	1,658	52	0	0

Justice, Supreme Court, Place 5

Vote For 1

	TOTAL	VOTE %		Election Day	Early Voting	Ballot By Mail	Provisional Ballots	Limited Ballots
REP Rebeca Huddle	1,660	68.99%	<div><div></div></div>	509	1,120	31	0	0
DEM Amanda Reichel	746	31.01%	<div><div></div></div>	220	507	19	0	0
Total Votes Cast	2,406	100.00%	<div><div></div></div>	729	1,627	50	0	0
Overvotes	0			0	0	0	0	0
Undervotes	59			26	31	2	0	0
Contest Totals	2,465			755	1,658	52	0	0

Justice, Supreme Court, Place 9

Vote For 1

	TOTAL	VOTE %		Election Day	Early Voting	Ballot By Mail	Provisional Ballots	Limited Ballots
REP Evan Young	1,652	68.63%	<div><div></div></div>	506	1,116	30	0	0
DEM Julia Maldonado	755	31.37%	<div><div></div></div>	224	511	20	0	0
Total Votes Cast	2,407	100.00%	<div><div></div></div>	730	1,627	50	0	0
Overvotes	0			0	0	0	0	0
Undervotes	58			25	31	2	0	0
Contest Totals	2,465			755	1,658	52	0	0

Judge, Court of Criminal Appeals, Place 5

Vote For 1

	TOTAL	VOTE %		Election Day	Early Voting	Ballot By Mail	Provisional Ballots	Limited Ballots
REP Scott Walker	1,652	68.72%	<div><div></div></div>	505	1,116	31	0	0
DEM Dana Huffman	752	31.28%	<div><div></div></div>	225	508	19	0	0
Total Votes Cast	2,404	100.00%	<div><div></div></div>	730	1,624	50	0	0
Overvotes	0			0	0	0	0	0
Undervotes	61			25	34	2	0	0
Contest Totals	2,465			755	1,658	52	0	0

PCT 016

Judge, Court of Criminal Appeals, Place 6

Vote For 1

	TOTAL	VOTE %		Election Day	Early Voting	Ballot By Mail	Provisional Ballots	Limited Ballots
REP Jesse F. McClure, III	1,657	69.13%	<div><div></div></div>	510	1,118	29	0	0
DEM Robert Johnson	740	30.87%	<div><div></div></div>	219	502	19	0	0
Total Votes Cast	2,397	100.00%	<div><div></div></div>	729	1,620	48	0	0
Overvotes	0			0	0	0	0	0
Undervotes	68			26	38	4	0	0
Contest Totals	2,465			755	1,658	52	0	0

Member, State Board of Education, District 12 CCD

Vote For 1

	TOTAL	VOTE %		Election Day	Early Voting	Ballot By Mail	Provisional Ballots	Limited Ballots
REP Pam Little	1,615	67.04%	<div><div></div></div>	496	1,090	29	0	0
DEM Alex Cornwallis	717	29.76%	<div><div></div></div>	208	488	21	0	0
LIB Christy Mowrey	75	3.11%	<div><div></div></div>	28	47	0	0	0
Write-In Totals	2	0.08%	<div><div></div></div>	1	1	0	0	0
Total Votes Cast	2,409	100.00%	<div><div></div></div>	733	1,626	50	0	0
Overvotes	0			0	0	0	0	0
Undervotes	56			22	32	2	0	0
Contest Totals	2,465			755	1,658	52	0	0

State Senator, District 8

Vote For 1

	TOTAL	VOTE %		Election Day	Early Voting	Ballot By Mail	Provisional Ballots	Limited Ballots
REP Angela Paxton	1,578	65.37%	<div><div></div></div>	486	1,064	28	0	0
DEM Jonathan Cocks	762	31.57%	<div><div></div></div>	227	513	22	0	0
LIB Edward Kless	74	3.07%	<div><div></div></div>	24	50	0	0	0
Total Votes Cast	2,414	100.00%	<div><div></div></div>	737	1,627	50	0	0
Overvotes	0			0	0	0	0	0
Undervotes	51			18	31	2	0	0
Contest Totals	2,465			755	1,658	52	0	0

State Representative, District 67

Vote For 1

	TOTAL	VOTE %		Election Day	Early Voting	Ballot By Mail	Provisional Ballots	Limited Ballots
REP Jeff Leach	1,660	68.88%	<div><div></div></div>	511	1,121	28	0	0
DEM Kevin Morris	750	31.12%	<div><div></div></div>	220	508	22	0	0
Total Votes Cast	2,410	100.00%	<div><div></div></div>	731	1,629	50	0	0
Overvotes	0			0	0	0	0	0
Undervotes	55			24	29	2	0	0
Contest Totals	2,465			755	1,658	52	0	0

PCT 016

Justice, 5th Court of Appeals District, Place 4

Vote For 1

	TOTAL	VOTE %		Election Day	Early Voting	Ballot By Mail	Provisional Ballots	Limited Ballots
REP Emily A. Miskel	1,657	69.07%	<div><div></div></div>	511	1,116	30	0	0
DEM Maricela Moore	742	30.93%	<div><div></div></div>	217	505	20	0	0
Total Votes Cast	2,399	100.00%	<div><div></div></div>	728	1,621	50	0	0
Overvotes	0			0	0	0	0	0
Undervotes	66			27	37	2	0	0
Contest Totals	2,465			755	1,658	52	0	0

Justice, 5th Court of Appeals District, Place 7

Vote For 1

	TOTAL	VOTE %		Election Day	Early Voting	Ballot By Mail	Provisional Ballots	Limited Ballots
REP Kristina Williams	1,642	68.53%	<div><div></div></div>	504	1,108	30	0	0
DEM Nancy Kennedy	754	31.47%	<div><div></div></div>	222	512	20	0	0
Total Votes Cast	2,396	100.00%	<div><div></div></div>	726	1,620	50	0	0
Overvotes	0			0	0	0	0	0
Undervotes	69			29	38	2	0	0
Contest Totals	2,465			755	1,658	52	0	0

County Judge CCD

Vote For 1

	TOTAL	VOTE %		Election Day	Early Voting	Ballot By Mail	Provisional Ballots	Limited Ballots
REP Chris Hill	1,646	68.24%	<div><div></div></div>	508	1,109	29	0	0
DEM Joshua Murray	766	31.76%	<div><div></div></div>	221	524	21	0	0
Total Votes Cast	2,412	100.00%	<div><div></div></div>	729	1,633	50	0	0
Overvotes	0			0	0	0	0	0
Undervotes	53			26	25	2	0	0
Contest Totals	2,465			755	1,658	52	0	0

District Clerk CCD

Vote For 1

	TOTAL	VOTE %		Election Day	Early Voting	Ballot By Mail	Provisional Ballots	Limited Ballots
REP Mike Gould	1,662	69.31%	<div><div></div></div>	510	1,124	28	0	0
DEM David Brignac	736	30.69%	<div><div></div></div>	216	498	22	0	0
Total Votes Cast	2,398	100.00%	<div><div></div></div>	726	1,622	50	0	0
Overvotes	0			0	0	0	0	0
Undervotes	67			29	36	2	0	0
Contest Totals	2,465			755	1,658	52	0	0

PCT 017

U. S. Representative District 3

Vote For 1

	TOTAL	VOTE %		Election Day	Early Voting	Ballot By Mail	Provisional Ballots	Limited Ballots
REP Keith Self	1,349	60.12%	<div><div></div></div>	433	879	35	2	0
DEM Sandeep Srivastava	823	36.68%	<div><div></div></div>	217	578	26	2	0
LIB Christopher Claytor	72	3.21%	<div><div></div></div>	29	42	1	0	0
Total Votes Cast	2,244	100.00%	<div><div></div></div>	679	1,499	62	4	0
Overvotes	0			0	0	0	0	0
Undervotes	46			16	30	0	0	0
Contest Totals	2,290			695	1,529	62	4	0

Governor

Vote For 1

	TOTAL	VOTE %		Election Day	Early Voting	Ballot By Mail	Provisional Ballots	Limited Ballots
REP Greg Abbott	1,357	59.47%	<div><div></div></div>	434	887	34	2	0
DEM Beto O'Rourke	884	38.74%	<div><div></div></div>	242	612	28	2	0
LIB Mark Tippetts	28	1.23%	<div><div></div></div>	10	18	0	0	0
GRN Delilah Barrios	12	0.53%	<div><div></div></div>	6	6	0	0	0
Write-In Totals	1	0.04%	<div><div></div></div>	1	0	0	0	0
Total Votes Cast	2,282	100.00%	<div><div></div></div>	693	1,523	62	4	0
Overvotes	0			0	0	0	0	0
Undervotes	8			2	6	0	0	0
Contest Totals	2,290			695	1,529	62	4	0

Lieutenant Governor

Vote For 1

	TOTAL	VOTE %		Election Day	Early Voting	Ballot By Mail	Provisional Ballots	Limited Ballots
REP Dan Patrick	1,333	59.14%	<div><div></div></div>	431	866	34	2	0
DEM Mike Collier	853	37.84%	<div><div></div></div>	231	592	28	2	0
LIB Shanna Steele	68	3.02%	<div><div></div></div>	20	48	0	0	0
Total Votes Cast	2,254	100.00%	<div><div></div></div>	682	1,506	62	4	0
Overvotes	0			0	0	0	0	0
Undervotes	36			13	23	0	0	0
Contest Totals	2,290			695	1,529	62	4	0

Attorney General

Vote For 1

	TOTAL	VOTE %		Election Day	Early Voting	Ballot By Mail	Provisional Ballots	Limited Ballots
REP Ken Paxton	1,312	58.60%	<div><div></div></div>	424	852	34	2	0
DEM Rochelle Mercedes Garza	849	37.92%	<div><div></div></div>	224	596	27	2	0
LIB Mark Ash	78	3.48%	<div><div></div></div>	27	50	1	0	0
Total Votes Cast	2,239	100.00%	<div><div></div></div>	675	1,498	62	4	0
Overvotes	0			0	0	0	0	0
Undervotes	51			20	31	0	0	0
Contest Totals	2,290			695	1,529	62	4	0

PCT 017

Comptroller of Public Accounts

Vote For 1

	TOTAL	VOTE %		Election Day	Early Voting	Ballot By Mail	Provisional Ballots	Limited Ballots
REP Glenn Hegar	1,359	60.94%	<div><div></div></div>	433	889	35	2	0
DEM Janet T. Dudding	809	36.28%	<div><div></div></div>	217	564	26	2	0
LIB V. Alonzo Echevarria-Garza	62	2.78%	<div><div></div></div>	23	39	0	0	0
Total Votes Cast	2,230	100.00%	<div><div></div></div>	673	1,492	61	4	0
Overvotes	0			0	0	0	0	0
Undervotes	60			22	37	1	0	0
Contest Totals	2,290			695	1,529	62	4	0

Commissioner of the General Land Office

Vote For 1

	TOTAL	VOTE %		Election Day	Early Voting	Ballot By Mail	Provisional Ballots	Limited Ballots
REP Dawn Buckingham	1,377	61.89%	<div><div></div></div>	438	902	35	2	0
DEM Jay Kleberg	819	36.81%	<div><div></div></div>	225	565	27	2	0
GRN Alfred Molison, Jr	27	1.21%	<div><div></div></div>	8	19	0	0	0
Write-In Totals	2	0.09%	<div><div></div></div>	0	2	0	0	0
Total Votes Cast	2,225	100.00%	<div><div></div></div>	671	1,488	62	4	0
Overvotes	0			0	0	0	0	0
Undervotes	65			24	41	0	0	0
Contest Totals	2,290			695	1,529	62	4	0

Commissioner of Agriculture

Vote For 1

	TOTAL	VOTE %		Election Day	Early Voting	Ballot By Mail	Provisional Ballots	Limited Ballots
REP Sid Miller	1,378	61.82%	<div><div></div></div>	438	904	34	2	0
DEM Susan Hays	851	38.18%	<div><div></div></div>	235	588	26	2	0
Total Votes Cast	2,229	100.00%	<div><div></div></div>	673	1,492	60	4	0
Overvotes	0			0	0	0	0	0
Undervotes	61			22	37	2	0	0
Contest Totals	2,290			695	1,529	62	4	0

Railroad Commissioner

Vote For 1

	TOTAL	VOTE %		Election Day	Early Voting	Ballot By Mail	Provisional Ballots	Limited Ballots
REP Wayne Christian	1,347	60.24%	<div><div></div></div>	426	883	36	2	0
DEM Luke Warford	795	35.55%	<div><div></div></div>	214	554	25	2	0
LIB Jaime Andres Diez	70	3.13%	<div><div></div></div>	25	45	0	0	0
GRN Hunter Wayne Crow	24	1.07%	<div><div></div></div>	11	13	0	0	0
Total Votes Cast	2,236	100.00%	<div><div></div></div>	676	1,495	61	4	0
Overvotes	0			0	0	0	0	0
Undervotes	54			19	34	1	0	0
Contest Totals	2,290			695	1,529	62	4	0

PCT 017

Justice, Supreme Court, Place 3

Vote For 1

	TOTAL	VOTE %		Election Day	Early Voting	Ballot By Mail	Provisional Ballots	Limited Ballots
REP Debra Lehrmann	1,352	60.57%	<div><div></div></div>	430	886	34	2	0
DEM Erin A. Nowell	828	37.10%	<div><div></div></div>	226	574	26	2	0
LIB Thomas Edward Oxford	52	2.33%	<div><div></div></div>	19	32	1	0	0
Total Votes Cast	2,232	100.00%	<div><div></div></div>	675	1,492	61	4	0
Overvotes	0			0	0	0	0	0
Undervotes	58			20	37	1	0	0
Contest Totals	2,290			695	1,529	62	4	0

Justice, Supreme Court, Place 5

Vote For 1

	TOTAL	VOTE %		Election Day	Early Voting	Ballot By Mail	Provisional Ballots	Limited Ballots
REP Rebeca Huddle	1,388	62.35%	<div><div></div></div>	445	906	35	2	0
DEM Amanda Reichel	838	37.65%	<div><div></div></div>	230	581	25	2	0
Total Votes Cast	2,226	100.00%	<div><div></div></div>	675	1,487	60	4	0
Overvotes	0			0	0	0	0	0
Undervotes	64			20	42	2	0	0
Contest Totals	2,290			695	1,529	62	4	0

Justice, Supreme Court, Place 9

Vote For 1

	TOTAL	VOTE %		Election Day	Early Voting	Ballot By Mail	Provisional Ballots	Limited Ballots
REP Evan Young	1,382	62.00%	<div><div></div></div>	446	899	35	2	0
DEM Julia Maldonado	847	38.00%	<div><div></div></div>	228	591	26	2	0
Total Votes Cast	2,229	100.00%	<div><div></div></div>	674	1,490	61	4	0
Overvotes	0			0	0	0	0	0
Undervotes	61			21	39	1	0	0
Contest Totals	2,290			695	1,529	62	4	0

Judge, Court of Criminal Appeals, Place 5

Vote For 1

	TOTAL	VOTE %		Election Day	Early Voting	Ballot By Mail	Provisional Ballots	Limited Ballots
REP Scott Walker	1,379	62.01%	<div><div></div></div>	441	900	36	2	0
DEM Dana Huffman	845	37.99%	<div><div></div></div>	232	585	26	2	0
Total Votes Cast	2,224	100.00%	<div><div></div></div>	673	1,485	62	4	0
Overvotes	0			0	0	0	0	0
Undervotes	66			22	44	0	0	0
Contest Totals	2,290			695	1,529	62	4	0

PCT 017

Judge, Court of Criminal Appeals, Place 6

Vote For 1

	TOTAL	VOTE %		Election Day	Early Voting	Ballot By Mail	Provisional Ballots	Limited Ballots
REP Jesse F. McClure, III	1,388	62.49%	<div><div></div></div>	444	907	35	2	0
DEM Robert Johnson	833	37.51%	<div><div></div></div>	229	575	27	2	0
Total Votes Cast	2,221	100.00%	<div><div></div></div>	673	1,482	62	4	0
Overvotes	0			0	0	0	0	0
Undervotes	69			22	47	0	0	0
Contest Totals	2,290			695	1,529	62	4	0

Member, State Board of Education, District 12 CCD

Vote For 1

	TOTAL	VOTE %		Election Day	Early Voting	Ballot By Mail	Provisional Ballots	Limited Ballots
REP Pam Little	1,350	60.67%	<div><div></div></div>	427	886	35	2	0
DEM Alex Cornwallis	795	35.73%	<div><div></div></div>	218	549	26	2	0
LIB Christy Mowrey	77	3.46%	<div><div></div></div>	28	49	0	0	0
Write-In Totals	3	0.13%	<div><div></div></div>	1	1	1	0	0
Total Votes Cast	2,225	100.00%	<div><div></div></div>	674	1,485	62	4	0
Overvotes	0			0	0	0	0	0
Undervotes	65			21	44	0	0	0
Contest Totals	2,290			695	1,529	62	4	0

State Senator, District 8

Vote For 1

	TOTAL	VOTE %		Election Day	Early Voting	Ballot By Mail	Provisional Ballots	Limited Ballots
REP Angela Paxton	1,332	59.78%	<div><div></div></div>	427	868	35	2	0
DEM Jonathan Cocks	829	37.21%	<div><div></div></div>	223	577	27	2	0
LIB Edward Kless	67	3.01%	<div><div></div></div>	26	41	0	0	0
Total Votes Cast	2,228	100.00%	<div><div></div></div>	676	1,486	62	4	0
Overvotes	0			0	0	0	0	0
Undervotes	62			19	43	0	0	0
Contest Totals	2,290			695	1,529	62	4	0

State Representative, District 61

Vote For 1

	TOTAL	VOTE %		Election Day	Early Voting	Ballot By Mail	Provisional Ballots	Limited Ballots
REP Frederick Frazier	1,359	61.11%	<div><div></div></div>	430	892	35	2	0
DEM Sheena King	865	38.89%	<div><div></div></div>	244	593	26	2	0
Total Votes Cast	2,224	100.00%	<div><div></div></div>	674	1,485	61	4	0
Overvotes	0			0	0	0	0	0
Undervotes	66			21	44	1	0	0
Contest Totals	2,290			695	1,529	62	4	0

PCT 017

Justice, 5th Court of Appeals District, Place 4

Vote For 1

	TOTAL	VOTE %		Election Day	Early Voting	Ballot By Mail	Provisional Ballots	Limited Ballots
REP Emily A. Miskel	1,392	62.73%	<div><div></div></div>	448	906	36	2	0
DEM Maricela Moore	827	37.27%	<div><div></div></div>	225	575	25	2	0
Total Votes Cast	2,219	100.00%	<div><div></div></div>	673	1,481	61	4	0
Overvotes	0			0	0	0	0	0
Undervotes	71			22	48	1	0	0
Contest Totals	2,290			695	1,529	62	4	0

Justice, 5th Court of Appeals District, Place 7

Vote For 1

	TOTAL	VOTE %		Election Day	Early Voting	Ballot By Mail	Provisional Ballots	Limited Ballots
REP Kristina Williams	1,369	61.81%	<div><div></div></div>	434	898	35	2	0
DEM Nancy Kennedy	846	38.19%	<div><div></div></div>	237	581	26	2	0
Total Votes Cast	2,215	100.00%	<div><div></div></div>	671	1,479	61	4	0
Overvotes	0			0	0	0	0	0
Undervotes	75			24	50	1	0	0
Contest Totals	2,290			695	1,529	62	4	0

County Judge CCD

Vote For 1

	TOTAL	VOTE %		Election Day	Early Voting	Ballot By Mail	Provisional Ballots	Limited Ballots
REP Chris Hill	1,378	61.93%	<div><div></div></div>	443	899	34	2	0
DEM Joshua Murray	847	38.07%	<div><div></div></div>	232	586	27	2	0
Total Votes Cast	2,225	100.00%	<div><div></div></div>	675	1,485	61	4	0
Overvotes	0			0	0	0	0	0
Undervotes	65			20	44	1	0	0
Contest Totals	2,290			695	1,529	62	4	0

District Clerk CCD

Vote For 1

	TOTAL	VOTE %		Election Day	Early Voting	Ballot By Mail	Provisional Ballots	Limited Ballots
REP Mike Gould	1,382	62.42%	<div><div></div></div>	440	905	35	2	0
DEM David Brignac	832	37.58%	<div><div></div></div>	231	573	26	2	0
Total Votes Cast	2,214	100.00%	<div><div></div></div>	671	1,478	61	4	0
Overvotes	0			0	0	0	0	0
Undervotes	76			24	51	1	0	0
Contest Totals	2,290			695	1,529	62	4	0

PCT 018

U. S. Representative District 3

Vote For 1

	TOTAL	VOTE %		Election Day	Early Voting	Ballot By Mail	Provisional Ballots	Limited Ballots
REP Keith Self	358	81.00%	<div><div></div></div>	81	269	8	0	0
DEM Sandeep Srivastava	69	15.61%	<div><div></div></div>	18	48	3	0	0
LIB Christopher Claytor	15	3.39%	<div><div></div></div>	4	11	0	0	0
Total Votes Cast	442	100.00%	<div><div></div></div>	103	328	11	0	0
Overvotes	0			0	0	0	0	0
Undervotes	15			3	11	1	0	0
Contest Totals	457			106	339	12	0	0

Governor

Vote For 1

	TOTAL	VOTE %		Election Day	Early Voting	Ballot By Mail	Provisional Ballots	Limited Ballots
REP Greg Abbott	372	81.76%	<div><div></div></div>	82	281	9	0	0
DEM Beto O'Rourke	75	16.48%	<div><div></div></div>	23	49	3	0	0
LIB Mark Tippetts	7	1.54%	<div><div></div></div>	1	6	0	0	0
GRN Delilah Barrios	1	0.22%	<div><div></div></div>	0	1	0	0	0
Write-In Totals	0	0.00%	<div><div></div></div>	0	0	0	0	0
Total Votes Cast	455	100.00%	<div><div></div></div>	106	337	12	0	0
Overvotes	0			0	0	0	0	0
Undervotes	2			0	2	0	0	0
Contest Totals	457			106	339	12	0	0

Lieutenant Governor

Vote For 1

	TOTAL	VOTE %		Election Day	Early Voting	Ballot By Mail	Provisional Ballots	Limited Ballots
REP Dan Patrick	359	79.60%	<div><div></div></div>	80	270	9	0	0
DEM Mike Collier	80	17.74%	<div><div></div></div>	20	57	3	0	0
LIB Shanna Steele	12	2.66%	<div><div></div></div>	5	7	0	0	0
Total Votes Cast	451	100.00%	<div><div></div></div>	105	334	12	0	0
Overvotes	0			0	0	0	0	0
Undervotes	6			1	5	0	0	0
Contest Totals	457			106	339	12	0	0

Attorney General

Vote For 1

	TOTAL	VOTE %		Election Day	Early Voting	Ballot By Mail	Provisional Ballots	Limited Ballots
REP Ken Paxton	353	78.62%	<div><div></div></div>	81	263	9	0	0
DEM Rochelle Mercedes Garza	78	17.37%	<div><div></div></div>	20	55	3	0	0
LIB Mark Ash	18	4.01%	<div><div></div></div>	3	15	0	0	0
Total Votes Cast	449	100.00%	<div><div></div></div>	104	333	12	0	0
Overvotes	0			0	0	0	0	0
Undervotes	8			2	6	0	0	0
Contest Totals	457			106	339	12	0	0

PCT 018

Comptroller of Public Accounts

Vote For 1

	TOTAL	VOTE %		Election Day	Early Voting	Ballot By Mail	Provisional Ballots	Limited Ballots
REP Glenn Hegar	371	83.75%	<div><div></div></div>	81	282	8	0	0
DEM Janet T. Dudding	64	14.45%	<div><div></div></div>	17	44	3	0	0
LIB V. Alonzo Echevarria-Garza	8	1.81%	<div><div></div></div>	4	4	0	0	0
Total Votes Cast	443	100.00%	<div><div></div></div>	102	330	11	0	0
Overvotes	0			0	0	0	0	0
Undervotes	14			4	9	1	0	0
Contest Totals	457			106	339	12	0	0

Commissioner of the General Land Office

Vote For 1

	TOTAL	VOTE %		Election Day	Early Voting	Ballot By Mail	Provisional Ballots	Limited Ballots
REP Dawn Buckingham	361	82.05%	<div><div></div></div>	82	271	8	0	0
DEM Jay Kleberg	71	16.14%	<div><div></div></div>	18	50	3	0	0
GRN Alfred Molison, Jr	8	1.82%	<div><div></div></div>	2	6	0	0	0
Write-In Totals	0	0.00%	<div><div></div></div>	0	0	0	0	0
Total Votes Cast	440	100.00%	<div><div></div></div>	102	327	11	0	0
Overvotes	0			0	0	0	0	0
Undervotes	17			4	12	1	0	0
Contest Totals	457			106	339	12	0	0

Commissioner of Agriculture

Vote For 1

	TOTAL	VOTE %		Election Day	Early Voting	Ballot By Mail	Provisional Ballots	Limited Ballots
REP Sid Miller	368	83.26%	<div><div></div></div>	81	279	8	0	0
DEM Susan Hays	74	16.74%	<div><div></div></div>	21	50	3	0	0
Total Votes Cast	442	100.00%	<div><div></div></div>	102	329	11	0	0
Overvotes	0			0	0	0	0	0
Undervotes	15			4	10	1	0	0
Contest Totals	457			106	339	12	0	0

Railroad Commissioner

Vote For 1

	TOTAL	VOTE %		Election Day	Early Voting	Ballot By Mail	Provisional Ballots	Limited Ballots
REP Wayne Christian	358	81.18%	<div><div></div></div>	80	270	8	0	0
DEM Luke Warford	66	14.97%	<div><div></div></div>	17	46	3	0	0
LIB Jaime Andres Diez	12	2.72%	<div><div></div></div>	5	7	0	0	0
GRN Hunter Wayne Crow	5	1.13%	<div><div></div></div>	0	5	0	0	0
Total Votes Cast	441	100.00%	<div><div></div></div>	102	328	11	0	0
Overvotes	0			0	0	0	0	0
Undervotes	16			4	11	1	0	0
Contest Totals	457			106	339	12	0	0

PCT 018

Justice, Supreme Court, Place 3

Vote For 1

	TOTAL	VOTE %		Election Day	Early Voting	Ballot By Mail	Provisional Ballots	Limited Ballots
REP Debra Lehrmann	363	82.13%	<div><div></div></div>	81	274	8	0	0
DEM Erin A. Nowell	68	15.38%	<div><div></div></div>	18	47	3	0	0
LIB Thomas Edward Oxford	11	2.49%	<div><div></div></div>	3	8	0	0	0
Total Votes Cast	442	100.00%	<div><div></div></div>	102	329	11	0	0
Overvotes	0			0	0	0	0	0
Undervotes	15			4	10	1	0	0
Contest Totals	457			106	339	12	0	0

Justice, Supreme Court, Place 5

Vote For 1

	TOTAL	VOTE %		Election Day	Early Voting	Ballot By Mail	Provisional Ballots	Limited Ballots
REP Rebeca Huddle	365	83.33%	<div><div></div></div>	82	276	7	0	0
DEM Amanda Reichel	73	16.67%	<div><div></div></div>	20	50	3	0	0
Total Votes Cast	438	100.00%	<div><div></div></div>	102	326	10	0	0
Overvotes	0			0	0	0	0	0
Undervotes	19			4	13	2	0	0
Contest Totals	457			106	339	12	0	0

Justice, Supreme Court, Place 9

Vote For 1

	TOTAL	VOTE %		Election Day	Early Voting	Ballot By Mail	Provisional Ballots	Limited Ballots
REP Evan Young	368	83.45%	<div><div></div></div>	82	278	8	0	0
DEM Julia Maldonado	73	16.55%	<div><div></div></div>	20	50	3	0	0
Total Votes Cast	441	100.00%	<div><div></div></div>	102	328	11	0	0
Overvotes	0			0	0	0	0	0
Undervotes	16			4	11	1	0	0
Contest Totals	457			106	339	12	0	0

Judge, Court of Criminal Appeals, Place 5

Vote For 1

	TOTAL	VOTE %		Election Day	Early Voting	Ballot By Mail	Provisional Ballots	Limited Ballots
REP Scott Walker	367	83.22%	<div><div></div></div>	82	277	8	0	0
DEM Dana Huffman	74	16.78%	<div><div></div></div>	20	51	3	0	0
Total Votes Cast	441	100.00%	<div><div></div></div>	102	328	11	0	0
Overvotes	0			0	0	0	0	0
Undervotes	16			4	11	1	0	0
Contest Totals	457			106	339	12	0	0

PCT 018

Judge, Court of Criminal Appeals, Place 6

Vote For 1

	TOTAL	VOTE %		Election Day	Early Voting	Ballot By Mail	Provisional Ballots	Limited Ballots
REP Jesse F. McClure, III	367	83.41%	<div><div></div></div>	83	276	8	0	0
DEM Robert Johnson	73	16.59%	<div><div></div></div>	19	51	3	0	0
Total Votes Cast	440	100.00%	<div><div></div></div>	102	327	11	0	0
Overvotes	0			0	0	0	0	0
Undervotes	17			4	12	1	0	0
Contest Totals	457			106	339	12	0	0

Member, State Board of Education, District 12 CCD

Vote For 1

	TOTAL	VOTE %		Election Day	Early Voting	Ballot By Mail	Provisional Ballots	Limited Ballots
REP Pam Little	354	80.45%	<div><div></div></div>	80	266	8	0	0
DEM Alex Cornwallis	72	16.36%	<div><div></div></div>	19	50	3	0	0
LIB Christy Mowrey	14	3.18%	<div><div></div></div>	4	10	0	0	0
Write-In Totals	0	0.00%	<div><div></div></div>	0	0	0	0	0
Total Votes Cast	440	100.00%	<div><div></div></div>	103	326	11	0	0
Overvotes	0			0	0	0	0	0
Undervotes	17			3	13	1	0	0
Contest Totals	457			106	339	12	0	0

State Senator, District 8

Vote For 1

	TOTAL	VOTE %		Election Day	Early Voting	Ballot By Mail	Provisional Ballots	Limited Ballots
REP Angela Paxton	351	79.41%	<div><div></div></div>	80	263	8	0	0
DEM Jonathan Cocks	77	17.42%	<div><div></div></div>	20	54	3	0	0
LIB Edward Kless	14	3.17%	<div><div></div></div>	2	12	0	0	0
Total Votes Cast	442	100.00%	<div><div></div></div>	102	329	11	0	0
Overvotes	0			0	0	0	0	0
Undervotes	15			4	10	1	0	0
Contest Totals	457			106	339	12	0	0

State Representative, District 67

Vote For 1

	TOTAL	VOTE %		Election Day	Early Voting	Ballot By Mail	Provisional Ballots	Limited Ballots
REP Jeff Leach	369	84.25%	<div><div></div></div>	83	278	8	0	0
DEM Kevin Morris	69	15.75%	<div><div></div></div>	20	46	3	0	0
Total Votes Cast	438	100.00%	<div><div></div></div>	103	324	11	0	0
Overvotes	0			0	0	0	0	0
Undervotes	19			3	15	1	0	0
Contest Totals	457			106	339	12	0	0

PCT 018

Justice, 5th Court of Appeals District, Place 4

Vote For 1

	TOTAL	VOTE %		Election Day	Early Voting	Ballot By Mail	Provisional Ballots	Limited Ballots
REP Emily A. Miskel	367	83.41%	<div><div></div></div>	84	275	8	0	0
DEM Maricela Moore	73	16.59%	<div><div></div></div>	18	52	3	0	0
Total Votes Cast	440	100.00%	<div><div></div></div>	102	327	11	0	0
Overvotes	0			0	0	0	0	0
Undervotes	17			4	12	1	0	0
Contest Totals	457			106	339	12	0	0

Justice, 5th Court of Appeals District, Place 7

Vote For 1

	TOTAL	VOTE %		Election Day	Early Voting	Ballot By Mail	Provisional Ballots	Limited Ballots
REP Kristina Williams	366	83.37%	<div><div></div></div>	83	275	8	0	0
DEM Nancy Kennedy	73	16.63%	<div><div></div></div>	19	51	3	0	0
Total Votes Cast	439	100.00%	<div><div></div></div>	102	326	11	0	0
Overvotes	0			0	0	0	0	0
Undervotes	18			4	13	1	0	0
Contest Totals	457			106	339	12	0	0

County Judge CCD

Vote For 1

	TOTAL	VOTE %		Election Day	Early Voting	Ballot By Mail	Provisional Ballots	Limited Ballots
REP Chris Hill	369	82.74%	<div><div></div></div>	83	278	8	0	0
DEM Joshua Murray	77	17.26%	<div><div></div></div>	21	53	3	0	0
Total Votes Cast	446	100.00%	<div><div></div></div>	104	331	11	0	0
Overvotes	0			0	0	0	0	0
Undervotes	11			2	8	1	0	0
Contest Totals	457			106	339	12	0	0

District Clerk CCD

Vote For 1

	TOTAL	VOTE %		Election Day	Early Voting	Ballot By Mail	Provisional Ballots	Limited Ballots
REP Mike Gould	367	83.41%	<div><div></div></div>	82	277	8	0	0
DEM David Brignac	73	16.59%	<div><div></div></div>	20	50	3	0	0
Total Votes Cast	440	100.00%	<div><div></div></div>	102	327	11	0	0
Overvotes	0			0	0	0	0	0
Undervotes	17			4	12	1	0	0
Contest Totals	457			106	339	12	0	0

PCT 019

U. S. Representative District 3

Vote For 1

	TOTAL	VOTE %		Election Day	Early Voting	Ballot By Mail	Provisional Ballots	Limited Ballots
REP Keith Self	544	53.54%	<div><div></div></div>	115	404	25	0	0
DEM Sandeep Srivastava	443	43.60%	<div><div></div></div>	68	345	26	4	0
LIB Christopher Claytor	29	2.85%	<div><div></div></div>	7	21	1	0	0
Total Votes Cast	1,016	100.00%	<div><div></div></div>	190	770	52	4	0
Overvotes	0			0	0	0	0	0
Undervotes	22			5	17	0	0	0
Contest Totals	1,038			195	787	52	4	0

Governor

Vote For 1

	TOTAL	VOTE %		Election Day	Early Voting	Ballot By Mail	Provisional Ballots	Limited Ballots
REP Greg Abbott	543	52.62%	<div><div></div></div>	112	407	24	0	0
DEM Beto O'Rourke	471	45.64%	<div><div></div></div>	72	368	27	4	0
LIB Mark Tippetts	16	1.55%	<div><div></div></div>	8	7	1	0	0
GRN Delilah Barrios	2	0.19%	<div><div></div></div>	1	1	0	0	0
Write-In Totals	0	0.00%	<div><div></div></div>	0	0	0	0	0
Total Votes Cast	1,032	100.00%	<div><div></div></div>	193	783	52	4	0
Overvotes	0			0	0	0	0	0
Undervotes	6			2	4	0	0	0
Contest Totals	1,038			195	787	52	4	0

Lieutenant Governor

Vote For 1

	TOTAL	VOTE %		Election Day	Early Voting	Ballot By Mail	Provisional Ballots	Limited Ballots
REP Dan Patrick	524	51.27%	<div><div></div></div>	106	394	24	0	0
DEM Mike Collier	473	46.28%	<div><div></div></div>	75	367	27	4	0
LIB Shanna Steele	25	2.45%	<div><div></div></div>	8	16	1	0	0
Total Votes Cast	1,022	100.00%	<div><div></div></div>	189	777	52	4	0
Overvotes	0			0	0	0	0	0
Undervotes	16			6	10	0	0	0
Contest Totals	1,038			195	787	52	4	0

Attorney General

Vote For 1

	TOTAL	VOTE %		Election Day	Early Voting	Ballot By Mail	Provisional Ballots	Limited Ballots
REP Ken Paxton	510	50.35%	<div><div></div></div>	103	387	20	0	0
DEM Rochelle Mercedes Garza	455	44.92%	<div><div></div></div>	73	353	25	4	0
LIB Mark Ash	48	4.74%	<div><div></div></div>	12	31	5	0	0
Total Votes Cast	1,013	100.00%	<div><div></div></div>	188	771	50	4	0
Overvotes	0			0	0	0	0	0
Undervotes	25			7	16	2	0	0
Contest Totals	1,038			195	787	52	4	0

PCT 019

Comptroller of Public Accounts

Vote For 1

	TOTAL	VOTE %		Election Day	Early Voting	Ballot By Mail	Provisional Ballots	Limited Ballots
REP Glenn Hegar	561	55.49%	<div><div></div></div>	113	421	27	0	0
DEM Janet T. Dudding	429	42.43%	<div><div></div></div>	66	334	25	4	0
LIB V. Alonzo Echevarria-Garza	21	2.08%	<div><div></div></div>	6	15	0	0	0
Total Votes Cast	1,011	100.00%	<div><div></div></div>	185	770	52	4	0
Overvotes	0			0	0	0	0	0
Undervotes	27			10	17	0	0	0
Contest Totals	1,038			195	787	52	4	0

Commissioner of the General Land Office

Vote For 1

	TOTAL	VOTE %		Election Day	Early Voting	Ballot By Mail	Provisional Ballots	Limited Ballots
REP Dawn Buckingham	551	54.77%	<div><div></div></div>	113	413	25	0	0
DEM Jay Kleberg	440	43.74%	<div><div></div></div>	70	340	26	4	0
GRN Alfred Molison, Jr	15	1.49%	<div><div></div></div>	3	11	1	0	0
Write-In Totals	0	0.00%	<div><div></div></div>	0	0	0	0	0
Total Votes Cast	1,006	100.00%	<div><div></div></div>	186	764	52	4	0
Overvotes	0			0	0	0	0	0
Undervotes	32			9	23	0	0	0
Contest Totals	1,038			195	787	52	4	0

Commissioner of Agriculture

Vote For 1

	TOTAL	VOTE %		Election Day	Early Voting	Ballot By Mail	Provisional Ballots	Limited Ballots
REP Sid Miller	547	54.32%	<div><div></div></div>	112	410	25	0	0
DEM Susan Hays	460	45.68%	<div><div></div></div>	70	359	27	4	0
Total Votes Cast	1,007	100.00%	<div><div></div></div>	182	769	52	4	0
Overvotes	0			0	0	0	0	0
Undervotes	31			13	18	0	0	0
Contest Totals	1,038			195	787	52	4	0

Railroad Commissioner

Vote For 1

	TOTAL	VOTE %		Election Day	Early Voting	Ballot By Mail	Provisional Ballots	Limited Ballots
REP Wayne Christian	544	54.08%	<div><div></div></div>	113	406	25	0	0
DEM Luke Warford	422	41.95%	<div><div></div></div>	63	332	23	4	0
LIB Jaime Andres Diez	24	2.39%	<div><div></div></div>	5	18	1	0	0
GRN Hunter Wayne Crow	16	1.59%	<div><div></div></div>	5	10	1	0	0
Total Votes Cast	1,006	100.00%	<div><div></div></div>	186	766	50	4	0
Overvotes	0			0	0	0	0	0
Undervotes	32			9	21	2	0	0
Contest Totals	1,038			195	787	52	4	0

PCT 019

Justice, Supreme Court, Place 3

Vote For 1

	TOTAL	VOTE %		Election Day	Early Voting	Ballot By Mail	Provisional Ballots	Limited Ballots
REP Debra Lehrmann	548	54.53%	<div><div></div></div>	112	408	28	0	0
DEM Erin A. Nowell	433	43.08%	<div><div></div></div>	70	335	24	4	0
LIB Thomas Edward Oxford	24	2.39%	<div><div></div></div>	7	17	0	0	0
Total Votes Cast	1,005	100.00%	<div><div></div></div>	189	760	52	4	0
Overvotes	0			0	0	0	0	0
Undervotes	33			6	27	0	0	0
Contest Totals	1,038			195	787	52	4	0

Justice, Supreme Court, Place 5

Vote For 1

	TOTAL	VOTE %		Election Day	Early Voting	Ballot By Mail	Provisional Ballots	Limited Ballots
REP Rebeca Huddle	561	56.27%	<div><div></div></div>	114	421	26	0	0
DEM Amanda Reichel	436	43.73%	<div><div></div></div>	74	335	23	4	0
Total Votes Cast	997	100.00%	<div><div></div></div>	188	756	49	4	0
Overvotes	0			0	0	0	0	0
Undervotes	41			7	31	3	0	0
Contest Totals	1,038			195	787	52	4	0

Justice, Supreme Court, Place 9

Vote For 1

	TOTAL	VOTE %		Election Day	Early Voting	Ballot By Mail	Provisional Ballots	Limited Ballots
REP Evan Young	555	55.39%	<div><div></div></div>	114	415	26	0	0
DEM Julia Maldonado	447	44.61%	<div><div></div></div>	74	344	25	4	0
Total Votes Cast	1,002	100.00%	<div><div></div></div>	188	759	51	4	0
Overvotes	0			0	0	0	0	0
Undervotes	36			7	28	1	0	0
Contest Totals	1,038			195	787	52	4	0

Judge, Court of Criminal Appeals, Place 5

Vote For 1

	TOTAL	VOTE %		Election Day	Early Voting	Ballot By Mail	Provisional Ballots	Limited Ballots
REP Scott Walker	543	54.41%	<div><div></div></div>	114	404	25	0	0
DEM Dana Huffman	455	45.59%	<div><div></div></div>	73	352	26	4	0
Total Votes Cast	998	100.00%	<div><div></div></div>	187	756	51	4	0
Overvotes	0			0	0	0	0	0
Undervotes	40			8	31	1	0	0
Contest Totals	1,038			195	787	52	4	0

PCT 019

Judge, Court of Criminal Appeals, Place 6

Vote For 1

	TOTAL	VOTE %		Election Day	Early Voting	Ballot By Mail	Provisional Ballots	Limited Ballots
REP Jesse F. McClure, III	549	55.23%	<div><div></div></div>	115	409	25	0	0
DEM Robert Johnson	445	44.77%	<div><div></div></div>	70	346	25	4	0
Total Votes Cast	994	100.00%	<div><div></div></div>	185	755	50	4	0
Overvotes	0			0	0	0	0	0
Undervotes	44			10	32	2	0	0
Contest Totals	1,038			195	787	52	4	0

Member, State Board of Education, District 12 CCD

Vote For 1

	TOTAL	VOTE %		Election Day	Early Voting	Ballot By Mail	Provisional Ballots	Limited Ballots
REP Pam Little	540	54.27%	<div><div></div></div>	114	401	25	0	0
DEM Alex Cornwallis	430	43.22%	<div><div></div></div>	68	334	24	4	0
LIB Christy Mowrey	25	2.51%	<div><div></div></div>	4	19	2	0	0
Write-In Totals	0	0.00%	<div><div></div></div>	0	0	0	0	0
Total Votes Cast	995	100.00%	<div><div></div></div>	186	754	51	4	0
Overvotes	0			0	0	0	0	0
Undervotes	43			9	33	1	0	0
Contest Totals	1,038			195	787	52	4	0

State Senator, District 8

Vote For 1

	TOTAL	VOTE %		Election Day	Early Voting	Ballot By Mail	Provisional Ballots	Limited Ballots
REP Angela Paxton	502	50.50%	<div><div></div></div>	99	381	22	0	0
DEM Jonathan Cocks	451	45.37%	<div><div></div></div>	73	347	27	4	0
LIB Edward Kless	41	4.12%	<div><div></div></div>	13	28	0	0	0
Total Votes Cast	994	100.00%	<div><div></div></div>	185	756	49	4	0
Overvotes	0			0	0	0	0	0
Undervotes	44			10	31	3	0	0
Contest Totals	1,038			195	787	52	4	0

State Representative, District 70

Vote For 1

	TOTAL	VOTE %		Election Day	Early Voting	Ballot By Mail	Provisional Ballots	Limited Ballots
REP Jamee Jolly	558	55.97%	<div><div></div></div>	116	417	25	0	0
DEM Mihaela Elizabeth Plesa	439	44.03%	<div><div></div></div>	68	341	26	4	0
Total Votes Cast	997	100.00%	<div><div></div></div>	184	758	51	4	0
Overvotes	0			0	0	0	0	0
Undervotes	41			11	29	1	0	0
Contest Totals	1,038			195	787	52	4	0

PCT 019

Justice, 5th Court of Appeals District, Place 4

Vote For 1

	TOTAL	VOTE %		Election Day	Early Voting	Ballot By Mail	Provisional Ballots	Limited Ballots
REP Emily A. Miskel	547	55.20%	<div><div></div></div>	117	407	23	0	0
DEM Maricela Moore	444	44.80%	<div><div></div></div>	68	346	26	4	0
Total Votes Cast	991	100.00%	<div><div></div></div>	185	753	49	4	0
Overvotes	0			0	0	0	0	0
Undervotes	47			10	34	3	0	0
Contest Totals	1,038			195	787	52	4	0

Justice, 5th Court of Appeals District, Place 7

Vote For 1

	TOTAL	VOTE %		Election Day	Early Voting	Ballot By Mail	Provisional Ballots	Limited Ballots
REP Kristina Williams	535	54.10%	<div><div></div></div>	110	402	23	0	0
DEM Nancy Kennedy	454	45.90%	<div><div></div></div>	73	351	26	4	0
Total Votes Cast	989	100.00%	<div><div></div></div>	183	753	49	4	0
Overvotes	0			0	0	0	0	0
Undervotes	49			12	34	3	0	0
Contest Totals	1,038			195	787	52	4	0

County Judge CCD

Vote For 1

	TOTAL	VOTE %		Election Day	Early Voting	Ballot By Mail	Provisional Ballots	Limited Ballots
REP Chris Hill	549	54.90%	<div><div></div></div>	117	410	22	0	0
DEM Joshua Murray	451	45.10%	<div><div></div></div>	69	350	28	4	0
Total Votes Cast	1,000	100.00%	<div><div></div></div>	186	760	50	4	0
Overvotes	0			0	0	0	0	0
Undervotes	38			9	27	2	0	0
Contest Totals	1,038			195	787	52	4	0

District Clerk CCD

Vote For 1

	TOTAL	VOTE %		Election Day	Early Voting	Ballot By Mail	Provisional Ballots	Limited Ballots
REP Mike Gould	551	55.27%	<div><div></div></div>	112	414	24	1	0
DEM David Brignac	446	44.73%	<div><div></div></div>	72	345	26	3	0
Total Votes Cast	997	100.00%	<div><div></div></div>	184	759	50	4	0
Overvotes	0			0	0	0	0	0
Undervotes	41			11	28	2	0	0
Contest Totals	1,038			195	787	52	4	0

PCT 019

County Commissioner, Precinct 4

Vote For 1

	TOTAL	VOTE %		Election Day	Early Voting	Ballot By Mail	Provision al Ballots	Limited Ballots
REP Duncan Webb	552	55.93%	<div><div></div></div>	118	407	27	0	0
DEM Jeffrey Williams	435	44.07%	<div><div></div></div>	66	344	22	3	0
Total Votes Cast	987	100.00%	<div><div></div></div>	184	751	49	3	0
Overvotes	0			0	0	0	0	0
Undervotes	51			11	36	3	1	0
Contest Totals	1,038			195	787	52	4	0

Justice of the Peace, Precinct 3

Vote For 1

	TOTAL	VOTE %		Election Day	Early Voting	Ballot By Mail	Provision al Ballots	Limited Ballots
REP Mike Missildine	544	55.28%	<div><div></div></div>	112	409	23	0	0
DEM Irvin Lynn Barrett	440	44.72%	<div><div></div></div>	71	339	27	3	0
Total Votes Cast	984	100.00%	<div><div></div></div>	183	748	50	3	0
Overvotes	0			0	0	0	0	0
Undervotes	54			12	39	2	1	0
Contest Totals	1,038			195	787	52	4	0

PCT 020

U. S. Representative District 3

Vote For 1

	TOTAL	VOTE %		Election Day	Early Voting	Ballot By Mail	Provisional Ballots	Limited Ballots
REP Keith Self	508	79.13%	<div><div></div></div>	219	286	3	0	0
DEM Sandeep Srivastava	123	19.16%	<div><div></div></div>	32	82	7	2	0
LIB Christopher Claytor	11	1.71%	<div><div></div></div>	6	4	0	1	0
Total Votes Cast	642	100.00%	<div><div></div></div>	257	372	10	3	0
Overvotes	0			0	0	0	0	0
Undervotes	13			5	7	1	0	0
Contest Totals	655			262	379	11	3	0

Governor

Vote For 1

	TOTAL	VOTE %		Election Day	Early Voting	Ballot By Mail	Provisional Ballots	Limited Ballots
REP Greg Abbott	509	77.71%	<div><div></div></div>	220	286	3	0	0
DEM Beto O'Rourke	142	21.68%	<div><div></div></div>	39	92	8	3	0
LIB Mark Tippetts	3	0.46%	<div><div></div></div>	3	0	0	0	0
GRN Delilah Barrios	1	0.15%	<div><div></div></div>	0	1	0	0	0
Write-In Totals	0	0.00%	<div><div></div></div>	0	0	0	0	0
Total Votes Cast	655	100.00%	<div><div></div></div>	262	379	11	3	0
Overvotes	0			0	0	0	0	0
Undervotes	0			0	0	0	0	0
Contest Totals	655			262	379	11	3	0

Lieutenant Governor

Vote For 1

	TOTAL	VOTE %		Election Day	Early Voting	Ballot By Mail	Provisional Ballots	Limited Ballots
REP Dan Patrick	492	76.16%	<div><div></div></div>	210	279	3	0	0
DEM Mike Collier	141	21.83%	<div><div></div></div>	40	90	8	3	0
LIB Shanna Steele	13	2.01%	<div><div></div></div>	8	5	0	0	0
Total Votes Cast	646	100.00%	<div><div></div></div>	258	374	11	3	0
Overvotes	0			0	0	0	0	0
Undervotes	9			4	5	0	0	0
Contest Totals	655			262	379	11	3	0

Attorney General

Vote For 1

	TOTAL	VOTE %		Election Day	Early Voting	Ballot By Mail	Provisional Ballots	Limited Ballots
REP Ken Paxton	484	74.92%	<div><div></div></div>	204	277	3	0	0
DEM Rochelle Mercedes Garza	140	21.67%	<div><div></div></div>	41	88	8	3	0
LIB Mark Ash	22	3.41%	<div><div></div></div>	12	10	0	0	0
Total Votes Cast	646	100.00%	<div><div></div></div>	257	375	11	3	0
Overvotes	0			0	0	0	0	0
Undervotes	9			5	4	0	0	0
Contest Totals	655			262	379	11	3	0

PCT 020

Comptroller of Public Accounts

Vote For 1

	TOTAL	VOTE %		Election Day	Early Voting	Ballot By Mail	Provisional Ballots	Limited Ballots
REP Glenn Hegar	507	79.10%	<div><div></div></div>	217	286	3	1	0
DEM Janet T. Dudding	125	19.50%	<div><div></div></div>	33	82	8	2	0
LIB V. Alonzo Echevarria-Garza	9	1.40%	<div><div></div></div>	5	4	0	0	0
Total Votes Cast	641	100.00%	<div><div></div></div>	255	372	11	3	0
Overvotes	0			0	0	0	0	0
Undervotes	14			7	7	0	0	0
Contest Totals	655			262	379	11	3	0

Commissioner of the General Land Office

Vote For 1

	TOTAL	VOTE %		Election Day	Early Voting	Ballot By Mail	Provisional Ballots	Limited Ballots
REP Dawn Buckingham	503	78.47%	<div><div></div></div>	215	285	3	0	0
DEM Jay Kleberg	130	20.28%	<div><div></div></div>	35	84	8	3	0
GRN Alfred Molison, Jr	8	1.25%	<div><div></div></div>	3	5	0	0	0
Write-In Totals	0	0.00%	<div><div></div></div>	0	0	0	0	0
Total Votes Cast	641	100.00%	<div><div></div></div>	253	374	11	3	0
Overvotes	0			0	0	0	0	0
Undervotes	14			9	5	0	0	0
Contest Totals	655			262	379	11	3	0

Commissioner of Agriculture

Vote For 1

	TOTAL	VOTE %		Election Day	Early Voting	Ballot By Mail	Provisional Ballots	Limited Ballots
REP Sid Miller	509	79.53%	<div><div></div></div>	221	285	3	0	0
DEM Susan Hays	131	20.47%	<div><div></div></div>	34	86	8	3	0
Total Votes Cast	640	100.00%	<div><div></div></div>	255	371	11	3	0
Overvotes	0			0	0	0	0	0
Undervotes	15			7	8	0	0	0
Contest Totals	655			262	379	11	3	0

Railroad Commissioner

Vote For 1

	TOTAL	VOTE %		Election Day	Early Voting	Ballot By Mail	Provisional Ballots	Limited Ballots
REP Wayne Christian	496	77.50%	<div><div></div></div>	212	282	2	0	0
DEM Luke Warford	120	18.75%	<div><div></div></div>	33	76	8	3	0
LIB Jaime Andres Diez	13	2.03%	<div><div></div></div>	7	5	1	0	0
GRN Hunter Wayne Crow	11	1.72%	<div><div></div></div>	3	8	0	0	0
Total Votes Cast	640	100.00%	<div><div></div></div>	255	371	11	3	0
Overvotes	0			0	0	0	0	0
Undervotes	15			7	8	0	0	0
Contest Totals	655			262	379	11	3	0

PCT 020

Justice, Supreme Court, Place 3

Vote For 1

	TOTAL	VOTE %		Election Day	Early Voting	Ballot By Mail	Provision al Ballots	Limited Ballots
REP Debra Lehrmann	501	78.65%	<div><div></div></div>	210	287	3	1	0
DEM Erin A. Nowell	122	19.15%	<div><div></div></div>	36	76	8	2	0
LIB Thomas Edward Oxford	14	2.20%	<div><div></div></div>	8	6	0	0	0
Total Votes Cast	637	100.00%	<div><div></div></div>	254	369	11	3	0
Overvotes	0			0	0	0	0	0
Undervotes	18			8	10	0	0	0
Contest Totals	655			262	379	11	3	0

Justice, Supreme Court, Place 5

Vote For 1

	TOTAL	VOTE %		Election Day	Early Voting	Ballot By Mail	Provision al Ballots	Limited Ballots
REP Rebeca Huddle	507	80.09%	<div><div></div></div>	218	285	3	1	0
DEM Amanda Reichel	126	19.91%	<div><div></div></div>	33	83	8	2	0
Total Votes Cast	633	100.00%	<div><div></div></div>	251	368	11	3	0
Overvotes	0			0	0	0	0	0
Undervotes	22			11	11	0	0	0
Contest Totals	655			262	379	11	3	0

Justice, Supreme Court, Place 9

Vote For 1

	TOTAL	VOTE %		Election Day	Early Voting	Ballot By Mail	Provision al Ballots	Limited Ballots
REP Evan Young	510	80.06%	<div><div></div></div>	220	286	3	1	0
DEM Julia Maldonado	127	19.94%	<div><div></div></div>	34	83	8	2	0
Total Votes Cast	637	100.00%	<div><div></div></div>	254	369	11	3	0
Overvotes	0			0	0	0	0	0
Undervotes	18			8	10	0	0	0
Contest Totals	655			262	379	11	3	0

Judge, Court of Criminal Appeals, Place 5

Vote For 1

	TOTAL	VOTE %		Election Day	Early Voting	Ballot By Mail	Provision al Ballots	Limited Ballots
REP Scott Walker	508	80.25%	<div><div></div></div>	220	284	3	1	0
DEM Dana Huffman	125	19.75%	<div><div></div></div>	32	83	8	2	0
Total Votes Cast	633	100.00%	<div><div></div></div>	252	367	11	3	0
Overvotes	0			0	0	0	0	0
Undervotes	22			10	12	0	0	0
Contest Totals	655			262	379	11	3	0

PCT 020

Judge, Court of Criminal Appeals, Place 6

Vote For 1

	TOTAL	VOTE %		Election Day	Early Voting	Ballot By Mail	Provisional Ballots	Limited Ballots
REP Jesse F. McClure, III	507	80.22%	<div><div></div></div>	219	284	3	1	0
DEM Robert Johnson	125	19.78%	<div><div></div></div>	33	82	8	2	0
Total Votes Cast	632	100.00%	<div><div></div></div>	252	366	11	3	0
Overvotes	0			0	0	0	0	0
Undervotes	23			10	13	0	0	0
Contest Totals	655			262	379	11	3	0

Member, State Board of Education, District 12 CCD

Vote For 1

	TOTAL	VOTE %		Election Day	Early Voting	Ballot By Mail	Provisional Ballots	Limited Ballots
REP Pam Little	491	77.08%	<div><div></div></div>	205	283	2	1	0
DEM Alex Cornwallis	124	19.47%	<div><div></div></div>	36	78	8	2	0
LIB Christy Mowrey	22	3.45%	<div><div></div></div>	14	7	1	0	0
Write-In Totals	0	0.00%	<div><div></div></div>	0	0	0	0	0
Total Votes Cast	637	100.00%	<div><div></div></div>	255	368	11	3	0
Overvotes	0			0	0	0	0	0
Undervotes	18			7	11	0	0	0
Contest Totals	655			262	379	11	3	0

State Senator, District 8

Vote For 1

	TOTAL	VOTE %		Election Day	Early Voting	Ballot By Mail	Provisional Ballots	Limited Ballots
REP Angela Paxton	490	76.68%	<div><div></div></div>	206	281	3	0	0
DEM Jonathan Cocks	130	20.34%	<div><div></div></div>	37	82	8	3	0
LIB Edward Kless	19	2.97%	<div><div></div></div>	12	7	0	0	0
Total Votes Cast	639	100.00%	<div><div></div></div>	255	370	11	3	0
Overvotes	0			0	0	0	0	0
Undervotes	16			7	9	0	0	0
Contest Totals	655			262	379	11	3	0

State Representative, District 61

Vote For 1

	TOTAL	VOTE %		Election Day	Early Voting	Ballot By Mail	Provisional Ballots	Limited Ballots
REP Frederick Frazier	502	79.30%	<div><div></div></div>	217	282	3	0	0
DEM Sheena King	131	20.70%	<div><div></div></div>	35	85	8	3	0
Total Votes Cast	633	100.00%	<div><div></div></div>	252	367	11	3	0
Overvotes	0			0	0	0	0	0
Undervotes	22			10	12	0	0	0
Contest Totals	655			262	379	11	3	0

PCT 020

Justice, 5th Court of Appeals District, Place 4

Vote For 1

	TOTAL	VOTE %		Election Day	Early Voting	Ballot By Mail	Provisional Ballots	Limited Ballots
REP Emily A. Miskel	501	79.78%	<div><div></div></div>	214	283	3	1	0
DEM Maricela Moore	127	20.22%	<div><div></div></div>	35	82	8	2	0
Total Votes Cast	628	100.00%	<div><div></div></div>	249	365	11	3	0
Overvotes	0			0	0	0	0	0
Undervotes	27			13	14	0	0	0
Contest Totals	655			262	379	11	3	0

Justice, 5th Court of Appeals District, Place 7

Vote For 1

	TOTAL	VOTE %		Election Day	Early Voting	Ballot By Mail	Provisional Ballots	Limited Ballots
REP Kristina Williams	501	80.03%	<div><div></div></div>	212	285	3	1	0
DEM Nancy Kennedy	125	19.97%	<div><div></div></div>	34	81	8	2	0
Total Votes Cast	626	100.00%	<div><div></div></div>	246	366	11	3	0
Overvotes	0			0	0	0	0	0
Undervotes	29			16	13	0	0	0
Contest Totals	655			262	379	11	3	0

County Judge CCD

Vote For 1

	TOTAL	VOTE %		Election Day	Early Voting	Ballot By Mail	Provisional Ballots	Limited Ballots
REP Chris Hill	505	79.40%	<div><div></div></div>	218	284	3	0	0
DEM Joshua Murray	131	20.60%	<div><div></div></div>	33	87	8	3	0
Total Votes Cast	636	100.00%	<div><div></div></div>	251	371	11	3	0
Overvotes	0			0	0	0	0	0
Undervotes	19			11	8	0	0	0
Contest Totals	655			262	379	11	3	0

District Clerk CCD

Vote For 1

	TOTAL	VOTE %		Election Day	Early Voting	Ballot By Mail	Provisional Ballots	Limited Ballots
REP Mike Gould	501	79.15%	<div><div></div></div>	215	282	3	1	0
DEM David Brignac	132	20.85%	<div><div></div></div>	35	87	8	2	0
Total Votes Cast	633	100.00%	<div><div></div></div>	250	369	11	3	0
Overvotes	0			0	0	0	0	0
Undervotes	22			12	10	0	0	0
Contest Totals	655			262	379	11	3	0

PCT 021

U. S. Representative, District 4

Vote For 1

	TOTAL	VOTE %		Election Day	Early Voting	Ballot By Mail	Provisional Ballots	Limited Ballots
REP Pat Fallon	1,231	49.62%	<div><div></div></div>	274	899	58	0	0
DEM Iro Omere	1,166	47.00%	<div><div></div></div>	243	866	55	2	0
LIB John Simmons	84	3.39%	<div><div></div></div>	36	48	0	0	0
Total Votes Cast	2,481	100.00%	<div><div></div></div>	553	1,813	113	2	0
Overvotes	0			0	0	0	0	0
Undervotes	56			15	38	3	0	0
Contest Totals	2,537			568	1,851	116	2	0

Governor

Vote For 1

	TOTAL	VOTE %		Election Day	Early Voting	Ballot By Mail	Provisional Ballots	Limited Ballots
REP Greg Abbott	1,214	48.04%	<div><div></div></div>	267	888	59	0	0
DEM Beto O'Rourke	1,269	50.22%	<div><div></div></div>	280	931	56	2	0
LIB Mark Tippetts	37	1.46%	<div><div></div></div>	14	22	1	0	0
GRN Delilah Barrios	4	0.16%	<div><div></div></div>	2	2	0	0	0
Write-In Totals	3	0.12%	<div><div></div></div>	2	1	0	0	0
Total Votes Cast	2,527	100.00%	<div><div></div></div>	565	1,844	116	2	0
Overvotes	0			0	0	0	0	0
Undervotes	10			3	7	0	0	0
Contest Totals	2,537			568	1,851	116	2	0

Lieutenant Governor

Vote For 1

	TOTAL	VOTE %		Election Day	Early Voting	Ballot By Mail	Provisional Ballots	Limited Ballots
REP Dan Patrick	1,155	46.07%	<div><div></div></div>	253	847	55	0	0
DEM Mike Collier	1,280	51.06%	<div><div></div></div>	271	948	59	2	0
LIB Shanna Steele	72	2.87%	<div><div></div></div>	33	38	1	0	0
Total Votes Cast	2,507	100.00%	<div><div></div></div>	557	1,833	115	2	0
Overvotes	0			0	0	0	0	0
Undervotes	30			11	18	1	0	0
Contest Totals	2,537			568	1,851	116	2	0

Attorney General

Vote For 1

	TOTAL	VOTE %		Election Day	Early Voting	Ballot By Mail	Provisional Ballots	Limited Ballots
REP Ken Paxton	1,136	45.60%	<div><div></div></div>	249	837	50	0	0
DEM Rochelle Mercedes Garza	1,256	50.42%	<div><div></div></div>	269	927	58	2	0
LIB Mark Ash	99	3.97%	<div><div></div></div>	35	61	3	0	0
Total Votes Cast	2,491	100.00%	<div><div></div></div>	553	1,825	111	2	0
Overvotes	0			0	0	0	0	0
Undervotes	46			15	26	5	0	0
Contest Totals	2,537			568	1,851	116	2	0

PCT 021

Comptroller of Public Accounts

Vote For 1

	TOTAL	VOTE %		Election Day	Early Voting	Ballot By Mail	Provisional Ballots	Limited Ballots
REP Glenn Hegar	1,268	51.23%	<div><div></div></div>	277	931	60	0	0
DEM Janet T. Dudding	1,154	46.63%	<div><div></div></div>	243	856	53	2	0
LIB V. Alonzo Echevarria-Garza	53	2.14%	<div><div></div></div>	26	27	0	0	0
Total Votes Cast	2,475	100.00%	<div><div></div></div>	546	1,814	113	2	0
Overvotes	0			0	0	0	0	0
Undervotes	62			22	37	3	0	0
Contest Totals	2,537			568	1,851	116	2	0

Commissioner of the General Land Office

Vote For 1

	TOTAL	VOTE %		Election Day	Early Voting	Ballot By Mail	Provisional Ballots	Limited Ballots
REP Dawn Buckingham	1,264	51.03%	<div><div></div></div>	285	917	62	0	0
DEM Jay Kleberg	1,187	47.92%	<div><div></div></div>	245	886	54	2	0
GRN Alfred Molison, Jr	25	1.01%	<div><div></div></div>	15	10	0	0	0
Write-In Totals	1	0.04%	<div><div></div></div>	1	0	0	0	0
Total Votes Cast	2,477	100.00%	<div><div></div></div>	546	1,813	116	2	0
Overvotes	0			0	0	0	0	0
Undervotes	60			22	38	0	0	0
Contest Totals	2,537			568	1,851	116	2	0

Commissioner of Agriculture

Vote For 1

	TOTAL	VOTE %		Election Day	Early Voting	Ballot By Mail	Provisional Ballots	Limited Ballots
REP Sid Miller	1,237	50.14%	<div><div></div></div>	275	906	56	0	0
DEM Susan Hays	1,230	49.86%	<div><div></div></div>	263	906	59	2	0
Total Votes Cast	2,467	100.00%	<div><div></div></div>	538	1,812	115	2	0
Overvotes	0			0	0	0	0	0
Undervotes	70			30	39	1	0	0
Contest Totals	2,537			568	1,851	116	2	0

Railroad Commissioner

Vote For 1

	TOTAL	VOTE %		Election Day	Early Voting	Ballot By Mail	Provisional Ballots	Limited Ballots
REP Wayne Christian	1,201	48.60%	<div><div></div></div>	261	883	57	0	0
DEM Luke Warford	1,165	47.15%	<div><div></div></div>	239	871	53	2	0
LIB Jaime Andres Diez	88	3.56%	<div><div></div></div>	37	48	3	0	0
GRN Hunter Wayne Crow	17	0.69%	<div><div></div></div>	8	9	0	0	0
Total Votes Cast	2,471	100.00%	<div><div></div></div>	545	1,811	113	2	0
Overvotes	0			0	0	0	0	0
Undervotes	66			23	40	3	0	0
Contest Totals	2,537			568	1,851	116	2	0

PCT 021

Justice, Supreme Court, Place 3

Vote For 1

	TOTAL	VOTE %		Election Day	Early Voting	Ballot By Mail	Provisional Ballots	Limited Ballots
REP Debra Lehrmann	1,246	50.61%	<div><div></div></div>	274	911	61	0	0
DEM Erin A. Nowell	1,157	46.99%	<div><div></div></div>	242	861	52	2	0
LIB Thomas Edward Oxford	59	2.40%	<div><div></div></div>	32	27	0	0	0
Total Votes Cast	2,462	100.00%	<div><div></div></div>	548	1,799	113	2	0
Overvotes	1			0	0	1	0	0
Undervotes	74			20	52	2	0	0
Contest Totals	2,537			568	1,851	116	2	0

Justice, Supreme Court, Place 5

Vote For 1

	TOTAL	VOTE %		Election Day	Early Voting	Ballot By Mail	Provisional Ballots	Limited Ballots
REP Rebeca Huddle	1,274	51.94%	<div><div></div></div>	291	925	58	0	0
DEM Amanda Reichel	1,179	48.06%	<div><div></div></div>	249	875	53	2	0
Total Votes Cast	2,453	100.00%	<div><div></div></div>	540	1,800	111	2	0
Overvotes	1			0	0	1	0	0
Undervotes	83			28	51	4	0	0
Contest Totals	2,537			568	1,851	116	2	0

Justice, Supreme Court, Place 9

Vote For 1

	TOTAL	VOTE %		Election Day	Early Voting	Ballot By Mail	Provisional Ballots	Limited Ballots
REP Evan Young	1,256	51.39%	<div><div></div></div>	281	916	59	0	0
DEM Julia Maldonado	1,188	48.61%	<div><div></div></div>	257	876	53	2	0
Total Votes Cast	2,444	100.00%	<div><div></div></div>	538	1,792	112	2	0
Overvotes	0			0	0	0	0	0
Undervotes	93			30	59	4	0	0
Contest Totals	2,537			568	1,851	116	2	0

Judge, Court of Criminal Appeals, Place 5

Vote For 1

	TOTAL	VOTE %		Election Day	Early Voting	Ballot By Mail	Provisional Ballots	Limited Ballots
REP Scott Walker	1,247	51.09%	<div><div></div></div>	281	908	58	0	0
DEM Dana Huffman	1,194	48.91%	<div><div></div></div>	257	884	51	2	0
Total Votes Cast	2,441	100.00%	<div><div></div></div>	538	1,792	109	2	0
Overvotes	0			0	0	0	0	0
Undervotes	96			30	59	7	0	0
Contest Totals	2,537			568	1,851	116	2	0

PCT 021

Judge, Court of Criminal Appeals, Place 6

Vote For 1

	TOTAL	VOTE %		Election Day	Early Voting	Ballot By Mail	Provisional Ballots	Limited Ballots
REP Jesse F. McClure, III	1,244	51.17%	<div><div></div></div>	278	908	58	0	0
DEM Robert Johnson	1,187	48.83%	<div><div></div></div>	259	876	50	2	0
Total Votes Cast	2,431	100.00%	<div><div></div></div>	537	1,784	108	2	0
Overvotes	0			0	0	0	0	0
Undervotes	106			31	67	8	0	0
Contest Totals	2,537			568	1,851	116	2	0

Member, State Board of Education, District 12 CCD

Vote For 1

	TOTAL	VOTE %		Election Day	Early Voting	Ballot By Mail	Provisional Ballots	Limited Ballots
REP Pam Little	1,216	49.65%	<div><div></div></div>	268	890	58	0	0
DEM Alex Cornwallis	1,147	46.84%	<div><div></div></div>	237	858	50	2	0
LIB Christy Mowrey	86	3.51%	<div><div></div></div>	34	50	2	0	0
Write-In Totals	0	0.00%	<div><div></div></div>	0	0	0	0	0
Total Votes Cast	2,449	100.00%	<div><div></div></div>	539	1,798	110	2	0
Overvotes	0			0	0	0	0	0
Undervotes	88			29	53	6	0	0
Contest Totals	2,537			568	1,851	116	2	0

State Senator, District 8

Vote For 1

	TOTAL	VOTE %		Election Day	Early Voting	Ballot By Mail	Provisional Ballots	Limited Ballots
REP Angela Paxton	1,152	46.85%	<div><div></div></div>	255	844	53	0	0
DEM Jonathan Cocks	1,227	49.90%	<div><div></div></div>	256	912	57	2	0
LIB Edward Kless	80	3.25%	<div><div></div></div>	30	49	1	0	0
Total Votes Cast	2,459	100.00%	<div><div></div></div>	541	1,805	111	2	0
Overvotes	0			0	0	0	0	0
Undervotes	78			27	46	5	0	0
Contest Totals	2,537			568	1,851	116	2	0

State Representative, District 70

Vote For 1

	TOTAL	VOTE %		Election Day	Early Voting	Ballot By Mail	Provisional Ballots	Limited Ballots
REP Jamee Jolly	1,279	51.91%	<div><div></div></div>	283	935	61	0	0
DEM Mihaela Elizabeth Plesa	1,185	48.09%	<div><div></div></div>	258	874	51	2	0
Total Votes Cast	2,464	100.00%	<div><div></div></div>	541	1,809	112	2	0
Overvotes	0			0	0	0	0	0
Undervotes	73			27	42	4	0	0
Contest Totals	2,537			568	1,851	116	2	0

PCT 021

Justice, 5th Court of Appeals District, Place 4

Vote For 1

	TOTAL	VOTE %		Election Day	Early Voting	Ballot By Mail	Provisional Ballots	Limited Ballots
REP Emily A. Miskel	1,244	51.45%	<div><div></div></div>	279	910	55	0	0
DEM Maricela Moore	1,174	48.55%	<div><div></div></div>	255	864	53	2	0
Total Votes Cast	2,418	100.00%	<div><div></div></div>	534	1,774	108	2	0
Overvotes	0			0	0	0	0	0
Undervotes	119			34	77	8	0	0
Contest Totals	2,537			568	1,851	116	2	0

Justice, 5th Court of Appeals District, Place 7

Vote For 1

	TOTAL	VOTE %		Election Day	Early Voting	Ballot By Mail	Provisional Ballots	Limited Ballots
REP Kristina Williams	1,225	50.72%	<div><div></div></div>	275	895	55	0	0
DEM Nancy Kennedy	1,190	49.28%	<div><div></div></div>	257	878	53	2	0
Total Votes Cast	2,415	100.00%	<div><div></div></div>	532	1,773	108	2	0
Overvotes	0			0	0	0	0	0
Undervotes	122			36	78	8	0	0
Contest Totals	2,537			568	1,851	116	2	0

County Judge CCD

Vote For 1

	TOTAL	VOTE %		Election Day	Early Voting	Ballot By Mail	Provisional Ballots	Limited Ballots
REP Chris Hill	1,255	51.37%	<div><div></div></div>	285	911	59	0	0
DEM Joshua Murray	1,188	48.63%	<div><div></div></div>	253	881	52	2	0
Total Votes Cast	2,443	100.00%	<div><div></div></div>	538	1,792	111	2	0
Overvotes	0			0	0	0	0	0
Undervotes	94			30	59	5	0	0
Contest Totals	2,537			568	1,851	116	2	0

District Clerk CCD

Vote For 1

	TOTAL	VOTE %		Election Day	Early Voting	Ballot By Mail	Provisional Ballots	Limited Ballots
REP Mike Gould	1,262	51.91%	<div><div></div></div>	281	923	58	0	0
DEM David Brignac	1,169	48.09%	<div><div></div></div>	251	865	51	2	0
Total Votes Cast	2,431	100.00%	<div><div></div></div>	532	1,788	109	2	0
Overvotes	0			0	0	0	0	0
Undervotes	106			36	63	7	0	0
Contest Totals	2,537			568	1,851	116	2	0

PCT 021

County Commissioner, Precinct 4

Vote For 1

	TOTAL	VOTE %		Election Day	Early Voting	Ballot By Mail	Provision al Ballots	Limited Ballots
REP Duncan Webb	1,277	52.51%	<div><div></div></div>	287	933	57	0	0
DEM Jeffrey Williams	1,155	47.49%	<div><div></div></div>	245	857	51	2	0
Total Votes Cast	2,432	100.00%	<div><div></div></div>	532	1,790	108	2	0
Overvotes	0			0	0	0	0	0
Undervotes	105			36	61	8	0	0
Contest Totals	2,537			568	1,851	116	2	0

Justice of the Peace, Precinct 3

Vote For 1

	TOTAL	VOTE %		Election Day	Early Voting	Ballot By Mail	Provision al Ballots	Limited Ballots
REP Mike Missildine	1,248	51.83%	<div><div></div></div>	276	914	58	0	0
DEM Irvin Lynn Barrett	1,160	48.17%	<div><div></div></div>	253	854	51	2	0
Total Votes Cast	2,408	100.00%	<div><div></div></div>	529	1,768	109	2	0
Overvotes	0			0	0	0	0	0
Undervotes	129			39	83	7	0	0
Contest Totals	2,537			568	1,851	116	2	0

PCT 022

U. S. Representative, District 4

Vote For 1

	TOTAL	VOTE %		Election Day	Early Voting	Ballot By Mail	Provisional Ballots	Limited Ballots
REP Pat Fallon	1,917	80.48%	<div><div></div></div>	578	1,304	33	2	0
DEM Iro Omere	412	17.30%	<div><div></div></div>	101	280	30	1	0
LIB John Simmons	53	2.22%	<div><div></div></div>	22	31	0	0	0
Total Votes Cast	2,382	100.00%	<div><div></div></div>	701	1,615	63	3	0
Overvotes	0			0	0	0	0	0
Undervotes	28			10	17	1	0	0
Contest Totals	2,410			711	1,632	64	3	0

Governor

Vote For 1

	TOTAL	VOTE %		Election Day	Early Voting	Ballot By Mail	Provisional Ballots	Limited Ballots
REP Greg Abbott	1,917	79.68%	<div><div></div></div>	573	1,309	33	2	0
DEM Beto O'Rourke	453	18.83%	<div><div></div></div>	118	305	29	1	0
LIB Mark Tippetts	32	1.33%	<div><div></div></div>	18	13	1	0	0
GRN Delilah Barrios	2	0.08%	<div><div></div></div>	1	1	0	0	0
Write-In Totals	2	0.08%	<div><div></div></div>	1	1	0	0	0
Total Votes Cast	2,406	100.00%	<div><div></div></div>	711	1,629	63	3	0
Overvotes	0			0	0	0	0	0
Undervotes	4			0	3	1	0	0
Contest Totals	2,410			711	1,632	64	3	0

Lieutenant Governor

Vote For 1

	TOTAL	VOTE %		Election Day	Early Voting	Ballot By Mail	Provisional Ballots	Limited Ballots
REP Dan Patrick	1,866	78.11%	<div><div></div></div>	565	1,267	32	2	0
DEM Mike Collier	471	19.72%	<div><div></div></div>	113	325	32	1	0
LIB Shanna Steele	52	2.18%	<div><div></div></div>	23	29	0	0	0
Total Votes Cast	2,389	100.00%	<div><div></div></div>	701	1,621	64	3	0
Overvotes	0			0	0	0	0	0
Undervotes	21			10	11	0	0	0
Contest Totals	2,410			711	1,632	64	3	0

Attorney General

Vote For 1

	TOTAL	VOTE %		Election Day	Early Voting	Ballot By Mail	Provisional Ballots	Limited Ballots
REP Ken Paxton	1,831	77.00%	<div><div></div></div>	551	1,246	32	2	0
DEM Rochelle Mercedes Garza	460	19.34%	<div><div></div></div>	121	306	32	1	0
LIB Mark Ash	87	3.66%	<div><div></div></div>	29	58	0	0	0
Total Votes Cast	2,378	100.00%	<div><div></div></div>	701	1,610	64	3	0
Overvotes	0			0	0	0	0	0
Undervotes	32			10	22	0	0	0
Contest Totals	2,410			711	1,632	64	3	0

PCT 022

Comptroller of Public Accounts

Vote For 1

	TOTAL	VOTE %		Election Day	Early Voting	Ballot By Mail	Provisional Ballots	Limited Ballots
REP Glenn Hegar	1,923	81.00%	<div><div></div></div>	580	1,306	35	2	0
DEM Janet T. Dudding	409	17.23%	<div><div></div></div>	101	279	28	1	0
LIB V. Alonzo Echevarria-Garza	42	1.77%	<div><div></div></div>	17	25	0	0	0
Total Votes Cast	2,374	100.00%	<div><div></div></div>	698	1,610	63	3	0
Overvotes	0			0	0	0	0	0
Undervotes	36			13	22	1	0	0
Contest Totals	2,410			711	1,632	64	3	0

Commissioner of the General Land Office

Vote For 1

	TOTAL	VOTE %		Election Day	Early Voting	Ballot By Mail	Provisional Ballots	Limited Ballots
REP Dawn Buckingham	1,915	81.01%	<div><div></div></div>	579	1,301	33	2	0
DEM Jay Kleberg	428	18.10%	<div><div></div></div>	108	290	29	1	0
GRN Alfred Molison, Jr	19	0.80%	<div><div></div></div>	8	11	0	0	0
Write-In Totals	2	0.08%	<div><div></div></div>	1	1	0	0	0
Total Votes Cast	2,364	100.00%	<div><div></div></div>	696	1,603	62	3	0
Overvotes	0			0	0	0	0	0
Undervotes	46			15	29	2	0	0
Contest Totals	2,410			711	1,632	64	3	0

Commissioner of Agriculture

Vote For 1

	TOTAL	VOTE %		Election Day	Early Voting	Ballot By Mail	Provisional Ballots	Limited Ballots
REP Sid Miller	1,926	81.44%	<div><div></div></div>	589	1,306	29	2	0
DEM Susan Hays	439	18.56%	<div><div></div></div>	107	299	32	1	0
Total Votes Cast	2,365	100.00%	<div><div></div></div>	696	1,605	61	3	0
Overvotes	0			0	0	0	0	0
Undervotes	45			15	27	3	0	0
Contest Totals	2,410			711	1,632	64	3	0

Railroad Commissioner

Vote For 1

	TOTAL	VOTE %		Election Day	Early Voting	Ballot By Mail	Provisional Ballots	Limited Ballots
REP Wayne Christian	1,899	80.30%	<div><div></div></div>	572	1,292	33	2	0
DEM Luke Warford	406	17.17%	<div><div></div></div>	96	280	29	1	0
LIB Jaime Andres Diez	50	2.11%	<div><div></div></div>	22	28	0	0	0
GRN Hunter Wayne Crow	10	0.42%	<div><div></div></div>	4	6	0	0	0
Total Votes Cast	2,365	100.00%	<div><div></div></div>	694	1,606	62	3	0
Overvotes	0			0	0	0	0	0
Undervotes	45			17	26	2	0	0
Contest Totals	2,410			711	1,632	64	3	0

PCT 022

Justice, Supreme Court, Place 3

Vote For 1

	TOTAL	VOTE %		Election Day	Early Voting	Ballot By Mail	Provisional Ballots	Limited Ballots
REP Debra Lehrmann	1,911	80.87%	<div><div></div></div>	574	1,301	34	2	0
DEM Erin A. Nowell	413	17.48%	<div><div></div></div>	107	277	28	1	0
LIB Thomas Edward Oxford	39	1.65%	<div><div></div></div>	13	26	0	0	0
Total Votes Cast	2,363	100.00%	<div><div></div></div>	694	1,604	62	3	0
Overvotes	0			0	0	0	0	0
Undervotes	47			17	28	2	0	0
Contest Totals	2,410			711	1,632	64	3	0

Justice, Supreme Court, Place 5

Vote For 1

	TOTAL	VOTE %		Election Day	Early Voting	Ballot By Mail	Provisional Ballots	Limited Ballots
REP Rebeca Huddle	1,933	81.91%	<div><div></div></div>	582	1,315	34	2	0
DEM Amanda Reichel	427	18.09%	<div><div></div></div>	112	286	28	1	0
Total Votes Cast	2,360	100.00%	<div><div></div></div>	694	1,601	62	3	0
Overvotes	0			0	0	0	0	0
Undervotes	50			17	31	2	0	0
Contest Totals	2,410			711	1,632	64	3	0

Justice, Supreme Court, Place 9

Vote For 1

	TOTAL	VOTE %		Election Day	Early Voting	Ballot By Mail	Provisional Ballots	Limited Ballots
REP Evan Young	1,927	81.65%	<div><div></div></div>	581	1,311	33	2	0
DEM Julia Maldonado	433	18.35%	<div><div></div></div>	113	290	29	1	0
Total Votes Cast	2,360	100.00%	<div><div></div></div>	694	1,601	62	3	0
Overvotes	0			0	0	0	0	0
Undervotes	50			17	31	2	0	0
Contest Totals	2,410			711	1,632	64	3	0

Judge, Court of Criminal Appeals, Place 5

Vote For 1

	TOTAL	VOTE %		Election Day	Early Voting	Ballot By Mail	Provisional Ballots	Limited Ballots
REP Scott Walker	1,919	81.66%	<div><div></div></div>	574	1,310	33	2	0
DEM Dana Huffman	431	18.34%	<div><div></div></div>	115	286	29	1	0
Total Votes Cast	2,350	100.00%	<div><div></div></div>	689	1,596	62	3	0
Overvotes	0			0	0	0	0	0
Undervotes	60			22	36	2	0	0
Contest Totals	2,410			711	1,632	64	3	0

PCT 022

Judge, Court of Criminal Appeals, Place 6

Vote For 1

	TOTAL	VOTE %		Election Day	Early Voting	Ballot By Mail	Provisional Ballots	Limited Ballots
REP Jesse F. McClure, III	1,920	81.74%	<div><div></div></div>	575	1,310	33	2	0
DEM Robert Johnson	429	18.26%	<div><div></div></div>	113	286	29	1	0
Total Votes Cast	2,349	100.00%	<div><div></div></div>	688	1,596	62	3	0
Overvotes	0			0	0	0	0	0
Undervotes	61			23	36	2	0	0
Contest Totals	2,410			711	1,632	64	3	0

Member, State Board of Education, District 12 CCD

Vote For 1

	TOTAL	VOTE %		Election Day	Early Voting	Ballot By Mail	Provisional Ballots	Limited Ballots
REP Pam Little	1,876	79.80%	<div><div></div></div>	561	1,281	32	2	0
DEM Alex Cornwallis	414	17.61%	<div><div></div></div>	105	278	30	1	0
LIB Christy Mowrey	60	2.55%	<div><div></div></div>	22	38	0	0	0
Write-In Totals	1	0.04%	<div><div></div></div>	0	1	0	0	0
Total Votes Cast	2,351	100.00%	<div><div></div></div>	688	1,598	62	3	0
Overvotes	0			0	0	0	0	0
Undervotes	59			23	34	2	0	0
Contest Totals	2,410			711	1,632	64	3	0

State Senator, District 8

Vote For 1

	TOTAL	VOTE %		Election Day	Early Voting	Ballot By Mail	Provisional Ballots	Limited Ballots
REP Angela Paxton	1,832	78.02%	<div><div></div></div>	554	1,245	31	2	0
DEM Jonathan Cocks	445	18.95%	<div><div></div></div>	108	305	31	1	0
LIB Edward Kless	71	3.02%	<div><div></div></div>	25	46	0	0	0
Total Votes Cast	2,348	100.00%	<div><div></div></div>	687	1,596	62	3	0
Overvotes	0			0	0	0	0	0
Undervotes	62			24	36	2	0	0
Contest Totals	2,410			711	1,632	64	3	0

State Representative, District 66

Vote For 1

	TOTAL	VOTE %		Election Day	Early Voting	Ballot By Mail	Provisional Ballots	Limited Ballots
REP Matt Shaheen	1,923	82.00%	<div><div></div></div>	577	1,310	34	2	0
DEM Jesse Ringness	422	18.00%	<div><div></div></div>	110	283	28	1	0
Total Votes Cast	2,345	100.00%	<div><div></div></div>	687	1,593	62	3	0
Overvotes	0			0	0	0	0	0
Undervotes	65			24	39	2	0	0
Contest Totals	2,410			711	1,632	64	3	0

PCT 022

Justice, 5th Court of Appeals District, Place 4

Vote For 1

	TOTAL	VOTE %		Election Day	Early Voting	Ballot By Mail	Provisional Ballots	Limited Ballots
REP Emily A. Miskel	1,917	81.82%	<div><div></div></div>	572	1,309	34	2	0
DEM Maricela Moore	426	18.18%	<div><div></div></div>	112	285	28	1	0
Total Votes Cast	2,343	100.00%	<div><div></div></div>	684	1,594	62	3	0
Overvotes	0			0	0	0	0	0
Undervotes	67			27	38	2	0	0
Contest Totals	2,410			711	1,632	64	3	0

Justice, 5th Court of Appeals District, Place 7

Vote For 1

	TOTAL	VOTE %		Election Day	Early Voting	Ballot By Mail	Provisional Ballots	Limited Ballots
REP Kristina Williams	1,910	81.76%	<div><div></div></div>	571	1,303	34	2	0
DEM Nancy Kennedy	426	18.24%	<div><div></div></div>	110	287	28	1	0
Total Votes Cast	2,336	100.00%	<div><div></div></div>	681	1,590	62	3	0
Overvotes	0			0	0	0	0	0
Undervotes	74			30	42	2	0	0
Contest Totals	2,410			711	1,632	64	3	0

County Judge CCD

Vote For 1

	TOTAL	VOTE %		Election Day	Early Voting	Ballot By Mail	Provisional Ballots	Limited Ballots
REP Chris Hill	1,923	81.62%	<div><div></div></div>	585	1,303	33	2	0
DEM Joshua Murray	433	18.38%	<div><div></div></div>	109	294	29	1	0
Total Votes Cast	2,356	100.00%	<div><div></div></div>	694	1,597	62	3	0
Overvotes	0			0	0	0	0	0
Undervotes	54			17	35	2	0	0
Contest Totals	2,410			711	1,632	64	3	0

District Clerk CCD

Vote For 1

	TOTAL	VOTE %		Election Day	Early Voting	Ballot By Mail	Provisional Ballots	Limited Ballots
REP Mike Gould	1,929	82.23%	<div><div></div></div>	579	1,313	35	2	0
DEM David Brignac	417	17.77%	<div><div></div></div>	106	283	27	1	0
Total Votes Cast	2,346	100.00%	<div><div></div></div>	685	1,596	62	3	0
Overvotes	0			0	0	0	0	0
Undervotes	64			26	36	2	0	0
Contest Totals	2,410			711	1,632	64	3	0

PCT 022

Justice of the Peace, Precinct 4

Vote For 1

	TOTAL	VOTE %		Election Day	Early Voting	Ballot By Mail	Provision al Ballots	Limited Ballots
REP Vincent Venegoni	1,908	81.36%	<div><div></div></div>	577	1,296	33	2	0
DEM Adam Kern	437	18.64%	<div><div></div></div>	115	292	29	1	0
Total Votes Cast	2,345	100.00%	<div><div></div></div>	692	1,588	62	3	0
Overvotes	0			0	0	0	0	0
Undervotes	65			19	44	2	0	0
Contest Totals	2,410			711	1,632	64	3	0

PCT 023

U. S. Representative, District 32

Vote For 1

	TOTAL	VOTE %		Election Day	Early Voting	Ballot By Mail	Provisional Ballots	Limited Ballots
REP Antonio Swad	279	27.98%	<div><div></div></div>	129	139	10	1	0
DEM Colin Allred	718	72.02%	<div><div></div></div>	281	412	25	0	0
Total Votes Cast	997	100.00%	<div><div></div></div>	410	551	35	1	0
Overvotes	0			0	0	0	0	0
Undervotes	25			14	10	1	0	0
Contest Totals	1,022			424	561	36	1	0

Governor

Vote For 1

	TOTAL	VOTE %		Election Day	Early Voting	Ballot By Mail	Provisional Ballots	Limited Ballots
REP Greg Abbott	274	26.84%	<div><div></div></div>	123	140	10	1	0
DEM Beto O'Rourke	736	72.09%	<div><div></div></div>	292	418	26	0	0
LIB Mark Tippetts	6	0.59%	<div><div></div></div>	4	2	0	0	0
GRN Delilah Barrios	5	0.49%	<div><div></div></div>	4	1	0	0	0
Write-In Totals	0	0.00%	<div><div></div></div>	0	0	0	0	0
Total Votes Cast	1,021	100.00%	<div><div></div></div>	423	561	36	1	0
Overvotes	0			0	0	0	0	0
Undervotes	1			1	0	0	0	0
Contest Totals	1,022			424	561	36	1	0

Lieutenant Governor

Vote For 1

	TOTAL	VOTE %		Election Day	Early Voting	Ballot By Mail	Provisional Ballots	Limited Ballots
REP Dan Patrick	261	26.07%	<div><div></div></div>	116	135	9	1	0
DEM Mike Collier	704	70.33%	<div><div></div></div>	278	400	26	0	0
LIB Shanna Steele	36	3.60%	<div><div></div></div>	21	14	1	0	0
Total Votes Cast	1,001	100.00%	<div><div></div></div>	415	549	36	1	0
Overvotes	0			0	0	0	0	0
Undervotes	21			9	12	0	0	0
Contest Totals	1,022			424	561	36	1	0

Attorney General

Vote For 1

	TOTAL	VOTE %		Election Day	Early Voting	Ballot By Mail	Provisional Ballots	Limited Ballots
REP Ken Paxton	262	26.25%	<div><div></div></div>	121	130	10	1	0
DEM Rochelle Mercedes Garza	706	70.74%	<div><div></div></div>	278	403	25	0	0
LIB Mark Ash	30	3.01%	<div><div></div></div>	13	16	1	0	0
Total Votes Cast	998	100.00%	<div><div></div></div>	412	549	36	1	0
Overvotes	0			0	0	0	0	0
Undervotes	24			12	12	0	0	0
Contest Totals	1,022			424	561	36	1	0

PCT 023

Comptroller of Public Accounts

Vote For 1

	TOTAL	VOTE %		Election Day	Early Voting	Ballot By Mail	Provisional Ballots	Limited Ballots
REP Glenn Hegar	290	29.23%	<div><div></div></div>	137	143	9	1	0
DEM Janet T. Dudding	675	68.04%	<div><div></div></div>	258	391	26	0	0
LIB V. Alonzo Echevarria-Garza	27	2.72%	<div><div></div></div>	13	13	1	0	0
Total Votes Cast	992	100.00%	<div><div></div></div>	408	547	36	1	0
Overvotes	0			0	0	0	0	0
Undervotes	30			16	14	0	0	0
Contest Totals	1,022			424	561	36	1	0

Commissioner of the General Land Office

Vote For 1

	TOTAL	VOTE %		Election Day	Early Voting	Ballot By Mail	Provisional Ballots	Limited Ballots
REP Dawn Buckingham	294	29.82%	<div><div></div></div>	134	148	11	1	0
DEM Jay Kleberg	669	67.85%	<div><div></div></div>	257	389	23	0	0
GRN Alfred Molison, Jr	23	2.33%	<div><div></div></div>	13	9	1	0	0
Write-In Totals	0	0.00%	<div><div></div></div>	0	0	0	0	0
Total Votes Cast	986	100.00%	<div><div></div></div>	404	546	35	1	0
Overvotes	0			0	0	0	0	0
Undervotes	36			20	15	1	0	0
Contest Totals	1,022			424	561	36	1	0

Commissioner of Agriculture

Vote For 1

	TOTAL	VOTE %		Election Day	Early Voting	Ballot By Mail	Provisional Ballots	Limited Ballots
REP Sid Miller	285	28.90%	<div><div></div></div>	135	139	10	1	0
DEM Susan Hays	701	71.10%	<div><div></div></div>	270	406	25	0	0
Total Votes Cast	986	100.00%	<div><div></div></div>	405	545	35	1	0
Overvotes	0			0	0	0	0	0
Undervotes	36			19	16	1	0	0
Contest Totals	1,022			424	561	36	1	0

Railroad Commissioner

Vote For 1

	TOTAL	VOTE %		Election Day	Early Voting	Ballot By Mail	Provisional Ballots	Limited Ballots
REP Wayne Christian	280	28.60%	<div><div></div></div>	133	137	9	1	0
DEM Luke Warford	648	66.19%	<div><div></div></div>	239	384	25	0	0
LIB Jaime Andres Diez	29	2.96%	<div><div></div></div>	16	13	0	0	0
GRN Hunter Wayne Crow	22	2.25%	<div><div></div></div>	13	8	1	0	0
Total Votes Cast	979	100.00%	<div><div></div></div>	401	542	35	1	0
Overvotes	0			0	0	0	0	0
Undervotes	43			23	19	1	0	0
Contest Totals	1,022			424	561	36	1	0

PCT 023

Justice, Supreme Court, Place 3

Vote For 1

	TOTAL	VOTE %		Election Day	Early Voting	Ballot By Mail	Provisional Ballots	Limited Ballots
REP Debra Lehrmann	276	28.05%	<div><div></div></div>	128	138	9	1	0
DEM Erin A. Nowell	688	69.92%	<div><div></div></div>	266	397	25	0	0
LIB Thomas Edward Oxford	20	2.03%	<div><div></div></div>	9	10	1	0	0
Total Votes Cast	984	100.00%	<div><div></div></div>	403	545	35	1	0
Overvotes	0			0	0	0	0	0
Undervotes	38			21	16	1	0	0
Contest Totals	1,022			424	561	36	1	0

Justice, Supreme Court, Place 5

Vote For 1

	TOTAL	VOTE %		Election Day	Early Voting	Ballot By Mail	Provisional Ballots	Limited Ballots
REP Rebeca Huddle	288	29.18%	<div><div></div></div>	135	143	9	1	0
DEM Amanda Reichel	699	70.82%	<div><div></div></div>	270	405	24	0	0
Total Votes Cast	987	100.00%	<div><div></div></div>	405	548	33	1	0
Overvotes	0			0	0	0	0	0
Undervotes	35			19	13	3	0	0
Contest Totals	1,022			424	561	36	1	0

Justice, Supreme Court, Place 9

Vote For 1

	TOTAL	VOTE %		Election Day	Early Voting	Ballot By Mail	Provisional Ballots	Limited Ballots
REP Evan Young	285	28.96%	<div><div></div></div>	136	138	10	1	0
DEM Julia Maldonado	699	71.04%	<div><div></div></div>	270	404	25	0	0
Total Votes Cast	984	100.00%	<div><div></div></div>	406	542	35	1	0
Overvotes	0			0	0	0	0	0
Undervotes	38			18	19	1	0	0
Contest Totals	1,022			424	561	36	1	0

Judge, Court of Criminal Appeals, Place 5

Vote For 1

	TOTAL	VOTE %		Election Day	Early Voting	Ballot By Mail	Provisional Ballots	Limited Ballots
REP Scott Walker	284	28.86%	<div><div></div></div>	135	139	9	1	0
DEM Dana Huffman	700	71.14%	<div><div></div></div>	268	405	27	0	0
Total Votes Cast	984	100.00%	<div><div></div></div>	403	544	36	1	0
Overvotes	0			0	0	0	0	0
Undervotes	38			21	17	0	0	0
Contest Totals	1,022			424	561	36	1	0

PCT 023

Judge, Court of Criminal Appeals, Place 6

Vote For 1

	TOTAL	VOTE %		Election Day	Early Voting	Ballot By Mail	Provisional Ballots	Limited Ballots
REP Jesse F. McClure, III	285	29.14%	<div><div></div></div>	133	140	11	1	0
DEM Robert Johnson	693	70.86%	<div><div></div></div>	268	401	24	0	0
Total Votes Cast	978	100.00%	<div><div></div></div>	401	541	35	1	0
Overvotes	0			0	0	0	0	0
Undervotes	44			23	20	1	0	0
Contest Totals	1,022			424	561	36	1	0

Member, State Board of Education, District 12 CCD

Vote For 1

	TOTAL	VOTE %		Election Day	Early Voting	Ballot By Mail	Provisional Ballots	Limited Ballots
REP Pam Little	278	28.19%	<div><div></div></div>	130	137	10	1	0
DEM Alex Cornwallis	681	69.07%	<div><div></div></div>	262	395	24	0	0
LIB Christy Mowrey	26	2.64%	<div><div></div></div>	13	12	1	0	0
Write-In Totals	2	0.20%	<div><div></div></div>	2	0	0	0	0
Total Votes Cast	986	100.00%	<div><div></div></div>	406	544	35	1	0
Overvotes	0			0	0	0	0	0
Undervotes	36			18	17	1	0	0
Contest Totals	1,022			424	561	36	1	0

State Senator, District 8

Vote For 1

	TOTAL	VOTE %		Election Day	Early Voting	Ballot By Mail	Provisional Ballots	Limited Ballots
REP Angela Paxton	263	26.67%	<div><div></div></div>	119	133	10	1	0
DEM Jonathan Cocks	697	70.69%	<div><div></div></div>	271	402	24	0	0
LIB Edward Kless	26	2.64%	<div><div></div></div>	14	11	1	0	0
Total Votes Cast	986	100.00%	<div><div></div></div>	404	546	35	1	0
Overvotes	0			0	0	0	0	0
Undervotes	36			20	15	1	0	0
Contest Totals	1,022			424	561	36	1	0

State Representative, District 33

Vote For 1

	TOTAL	VOTE %		Election Day	Early Voting	Ballot By Mail	Provisional Ballots	Limited Ballots
REP Justin Holland	296	30.20%	<div><div></div></div>	139	145	11	1	0
DEM Graeson Lynskey	684	69.80%	<div><div></div></div>	264	396	24	0	0
Total Votes Cast	980	100.00%	<div><div></div></div>	403	541	35	1	0
Overvotes	0			0	0	0	0	0
Undervotes	42			21	20	1	0	0
Contest Totals	1,022			424	561	36	1	0

PCT 023

Justice, 5th Court of Appeals District, Place 4

Vote For 1

	TOTAL	VOTE %		Election Day	Early Voting	Ballot By Mail	Provisional Ballots	Limited Ballots
REP Emily A. Miskel	278	28.51%	<div><div></div></div>	130	138	9	1	0
DEM Maricela Moore	697	71.49%	<div><div></div></div>	271	401	25	0	0
Total Votes Cast	975	100.00%	<div><div></div></div>	401	539	34	1	0
Overvotes	0			0	0	0	0	0
Undervotes	47			23	22	2	0	0
Contest Totals	1,022			424	561	36	1	0

Justice, 5th Court of Appeals District, Place 7

Vote For 1

	TOTAL	VOTE %		Election Day	Early Voting	Ballot By Mail	Provisional Ballots	Limited Ballots
REP Kristina Williams	277	28.38%	<div><div></div></div>	130	137	9	1	0
DEM Nancy Kennedy	699	71.62%	<div><div></div></div>	271	403	25	0	0
Total Votes Cast	976	100.00%	<div><div></div></div>	401	540	34	1	0
Overvotes	0			0	0	0	0	0
Undervotes	46			23	21	2	0	0
Contest Totals	1,022			424	561	36	1	0

County Judge CCD

Vote For 1

	TOTAL	VOTE %		Election Day	Early Voting	Ballot By Mail	Provisional Ballots	Limited Ballots
REP Chris Hill	280	28.51%	<div><div></div></div>	131	139	9	1	0
DEM Joshua Murray	702	71.49%	<div><div></div></div>	272	406	24	0	0
Total Votes Cast	982	100.00%	<div><div></div></div>	403	545	33	1	0
Overvotes	0			0	0	0	0	0
Undervotes	40			21	16	3	0	0
Contest Totals	1,022			424	561	36	1	0

District Clerk CCD

Vote For 1

	TOTAL	VOTE %		Election Day	Early Voting	Ballot By Mail	Provisional Ballots	Limited Ballots
REP Mike Gould	290	29.74%	<div><div></div></div>	141	139	9	1	0
DEM David Brignac	685	70.26%	<div><div></div></div>	259	401	25	0	0
Total Votes Cast	975	100.00%	<div><div></div></div>	400	540	34	1	0
Overvotes	0			0	0	0	0	0
Undervotes	47			24	21	2	0	0
Contest Totals	1,022			424	561	36	1	0

PCT 023

Justice of the Peace, Precinct 3

Vote For 1

	TOTAL	VOTE %		Election Day	Early Voting	Ballot By Mail	Provision al Ballots	Limited Ballots
REP Mike Missildine	276	28.37%	<div><div></div></div>	127	138	10	1	0
DEM Irvin Lynn Barrett	697	71.63%	<div><div></div></div>	273	402	22	0	0
Total Votes Cast	973	100.00%	<div><div></div></div>	400	540	32	1	0
Overvotes	0			0	0	0	0	0
Undervotes	49			24	21	4	0	0
Contest Totals	1,022			424	561	36	1	0

PCT 024

U. S. Representative, District 4

Vote For 1

	TOTAL	VOTE %		Election Day	Early Voting	Ballot By Mail	Provisional Ballots	Limited Ballots
REP Pat Fallon	313	34.40%	<div><div></div></div>	103	202	8	0	0
DEM Iro Omere	563	61.87%	<div><div></div></div>	192	346	24	1	0
LIB John Simmons	34	3.74%	<div><div></div></div>	17	17	0	0	0
Total Votes Cast	910	100.00%	<div><div></div></div>	312	565	32	1	0
Overvotes	0			0	0	0	0	0
Undervotes	17			3	10	3	1	0
Contest Totals	927			315	575	35	2	0

Governor

Vote For 1

	TOTAL	VOTE %		Election Day	Early Voting	Ballot By Mail	Provisional Ballots	Limited Ballots
REP Greg Abbott	305	32.97%	<div><div></div></div>	100	198	7	0	0
DEM Beto O'Rourke	603	65.19%	<div><div></div></div>	206	367	28	2	0
LIB Mark Tippetts	14	1.51%	<div><div></div></div>	6	8	0	0	0
GRN Delilah Barrios	3	0.32%	<div><div></div></div>	2	1	0	0	0
Write-In Totals	0	0.00%	<div><div></div></div>	0	0	0	0	0
Total Votes Cast	925	100.00%	<div><div></div></div>	314	574	35	2	0
Overvotes	0			0	0	0	0	0
Undervotes	2			1	1	0	0	0
Contest Totals	927			315	575	35	2	0

Lieutenant Governor

Vote For 1

	TOTAL	VOTE %		Election Day	Early Voting	Ballot By Mail	Provisional Ballots	Limited Ballots
REP Dan Patrick	292	31.88%	<div><div></div></div>	97	189	6	0	0
DEM Mike Collier	576	62.88%	<div><div></div></div>	186	361	27	2	0
LIB Shanna Steele	48	5.24%	<div><div></div></div>	27	20	1	0	0
Total Votes Cast	916	100.00%	<div><div></div></div>	310	570	34	2	0
Overvotes	0			0	0	0	0	0
Undervotes	11			5	5	1	0	0
Contest Totals	927			315	575	35	2	0

Attorney General

Vote For 1

	TOTAL	VOTE %		Election Day	Early Voting	Ballot By Mail	Provisional Ballots	Limited Ballots
REP Ken Paxton	290	31.80%	<div><div></div></div>	98	185	6	1	0
DEM Rochelle Mercedes Garza	587	64.36%	<div><div></div></div>	199	360	27	1	0
LIB Mark Ash	35	3.84%	<div><div></div></div>	13	21	1	0	0
Total Votes Cast	912	100.00%	<div><div></div></div>	310	566	34	2	0
Overvotes	0			0	0	0	0	0
Undervotes	15			5	9	1	0	0
Contest Totals	927			315	575	35	2	0

PCT 024

Comptroller of Public Accounts

Vote For 1

	TOTAL	VOTE %		Election Day	Early Voting	Ballot By Mail	Provisional Ballots	Limited Ballots
REP Glenn Hegar	320	35.36%	<div><div></div></div>	104	209	7	0	0
DEM Janet T. Dudding	544	60.11%	<div><div></div></div>	180	337	25	2	0
LIB V. Alonzo Echevarria-Garza	41	4.53%	<div><div></div></div>	24	17	0	0	0
Total Votes Cast	905	100.00%	<div><div></div></div>	308	563	32	2	0
Overvotes	0			0	0	0	0	0
Undervotes	22			7	12	3	0	0
Contest Totals	927			315	575	35	2	0

Commissioner of the General Land Office

Vote For 1

	TOTAL	VOTE %		Election Day	Early Voting	Ballot By Mail	Provisional Ballots	Limited Ballots
REP Dawn Buckingham	328	36.20%	<div><div></div></div>	113	208	7	0	0
DEM Jay Kleberg	556	61.37%	<div><div></div></div>	184	344	26	2	0
GRN Alfred Molison, Jr	22	2.43%	<div><div></div></div>	12	10	0	0	0
Write-In Totals	0	0.00%	<div><div></div></div>	0	0	0	0	0
Total Votes Cast	906	100.00%	<div><div></div></div>	309	562	33	2	0
Overvotes	0			0	0	0	0	0
Undervotes	21			6	13	2	0	0
Contest Totals	927			315	575	35	2	0

Commissioner of Agriculture

Vote For 1

	TOTAL	VOTE %		Election Day	Early Voting	Ballot By Mail	Provisional Ballots	Limited Ballots
REP Sid Miller	313	34.59%	<div><div></div></div>	103	203	7	0	0
DEM Susan Hays	592	65.41%	<div><div></div></div>	205	360	25	2	0
Total Votes Cast	905	100.00%	<div><div></div></div>	308	563	32	2	0
Overvotes	0			0	0	0	0	0
Undervotes	22			7	12	3	0	0
Contest Totals	927			315	575	35	2	0

Railroad Commissioner

Vote For 1

	TOTAL	VOTE %		Election Day	Early Voting	Ballot By Mail	Provisional Ballots	Limited Ballots
REP Wayne Christian	312	34.32%	<div><div></div></div>	103	201	8	0	0
DEM Luke Warford	537	59.08%	<div><div></div></div>	174	337	24	2	0
LIB Jaime Andres Diez	46	5.06%	<div><div></div></div>	24	22	0	0	0
GRN Hunter Wayne Crow	14	1.54%	<div><div></div></div>	9	5	0	0	0
Total Votes Cast	909	100.00%	<div><div></div></div>	310	565	32	2	0
Overvotes	0			0	0	0	0	0
Undervotes	18			5	10	3	0	0
Contest Totals	927			315	575	35	2	0

PCT 024

Justice, Supreme Court, Place 3

Vote For 1

	TOTAL	VOTE %		Election Day	Early Voting	Ballot By Mail	Provisional Ballots	Limited Ballots
REP Debra Lehrmann	323	35.93%	<div><div></div></div>	107	207	9	0	0
DEM Erin A. Nowell	557	61.96%	<div><div></div></div>	188	344	23	2	0
LIB Thomas Edward Oxford	19	2.11%	<div><div></div></div>	9	10	0	0	0
Total Votes Cast	899	100.00%	<div><div></div></div>	304	561	32	2	0
Overvotes	0			0	0	0	0	0
Undervotes	28			11	14	3	0	0
Contest Totals	927			315	575	35	2	0

Justice, Supreme Court, Place 5

Vote For 1

	TOTAL	VOTE %		Election Day	Early Voting	Ballot By Mail	Provisional Ballots	Limited Ballots
REP Rebeca Huddle	318	35.65%	<div><div></div></div>	102	208	8	0	0
DEM Amanda Reichel	574	64.35%	<div><div></div></div>	198	350	24	2	0
Total Votes Cast	892	100.00%	<div><div></div></div>	300	558	32	2	0
Overvotes	0			0	0	0	0	0
Undervotes	35			15	17	3	0	0
Contest Totals	927			315	575	35	2	0

Justice, Supreme Court, Place 9

Vote For 1

	TOTAL	VOTE %		Election Day	Early Voting	Ballot By Mail	Provisional Ballots	Limited Ballots
REP Evan Young	311	34.87%	<div><div></div></div>	98	205	7	1	0
DEM Julia Maldonado	581	65.13%	<div><div></div></div>	203	352	25	1	0
Total Votes Cast	892	100.00%	<div><div></div></div>	301	557	32	2	0
Overvotes	0			0	0	0	0	0
Undervotes	35			14	18	3	0	0
Contest Totals	927			315	575	35	2	0

Judge, Court of Criminal Appeals, Place 5

Vote For 1

	TOTAL	VOTE %		Election Day	Early Voting	Ballot By Mail	Provisional Ballots	Limited Ballots
REP Scott Walker	310	34.79%	<div><div></div></div>	101	201	8	0	0
DEM Dana Huffman	581	65.21%	<div><div></div></div>	201	354	24	2	0
Total Votes Cast	891	100.00%	<div><div></div></div>	302	555	32	2	0
Overvotes	0			0	0	0	0	0
Undervotes	36			13	20	3	0	0
Contest Totals	927			315	575	35	2	0

PCT 024

Judge, Court of Criminal Appeals, Place 6

Vote For 1

	TOTAL	VOTE %		Election Day	Early Voting	Ballot By Mail	Provisional Ballots	Limited Ballots
REP Jesse F. McClure, III	319	35.88%	<div><div></div></div>	106	204	9	0	0
DEM Robert Johnson	570	64.12%	<div><div></div></div>	193	352	23	2	0
Total Votes Cast	889	100.00%	<div><div></div></div>	299	556	32	2	0
Overvotes	0			0	0	0	0	0
Undervotes	38			16	19	3	0	0
Contest Totals	927			315	575	35	2	0

Member, State Board of Education, District 12 CCD

Vote For 1

	TOTAL	VOTE %		Election Day	Early Voting	Ballot By Mail	Provisional Ballots	Limited Ballots
REP Pam Little	318	35.49%	<div><div></div></div>	105	205	8	0	0
DEM Alex Cornwallis	539	60.16%	<div><div></div></div>	183	330	24	2	0
LIB Christy Mowrey	38	4.24%	<div><div></div></div>	15	23	0	0	0
Write-In Totals	1	0.11%	<div><div></div></div>	0	1	0	0	0
Total Votes Cast	896	100.00%	<div><div></div></div>	303	559	32	2	0
Overvotes	0			0	0	0	0	0
Undervotes	31			12	16	3	0	0
Contest Totals	927			315	575	35	2	0

State Senator, District 2

Vote For 1

	TOTAL	VOTE %		Election Day	Early Voting	Ballot By Mail	Provisional Ballots	Limited Ballots
REP Bob Hall	321	35.99%	<div><div></div></div>	108	204	8	1	0
DEM Prince S. Giadolor	571	64.01%	<div><div></div></div>	193	353	24	1	0
Total Votes Cast	892	100.00%	<div><div></div></div>	301	557	32	2	0
Overvotes	0			0	0	0	0	0
Undervotes	35			14	18	3	0	0
Contest Totals	927			315	575	35	2	0

State Representative, District 70

Vote For 1

	TOTAL	VOTE %		Election Day	Early Voting	Ballot By Mail	Provisional Ballots	Limited Ballots
REP Jamee Jolly	320	35.63%	<div><div></div></div>	106	206	8	0	0
DEM Mihaela Elizabeth Plesa	578	64.37%	<div><div></div></div>	196	355	25	2	0
Total Votes Cast	898	100.00%	<div><div></div></div>	302	561	33	2	0
Overvotes	0			0	0	0	0	0
Undervotes	29			13	14	2	0	0
Contest Totals	927			315	575	35	2	0

PCT 024

Justice, 5th Court of Appeals District, Place 4

Vote For 1

	TOTAL	VOTE %		Election Day	Early Voting	Ballot By Mail	Provisional Ballots	Limited Ballots
REP Emily A. Miskel	312	35.10%	<div><div></div></div>	100	204	8	0	0
DEM Maricela Moore	577	64.90%	<div><div></div></div>	200	351	24	2	0
Total Votes Cast	889	100.00%	<div><div></div></div>	300	555	32	2	0
Overvotes	0			0	0	0	0	0
Undervotes	38			15	20	3	0	0
Contest Totals	927			315	575	35	2	0

Justice, 5th Court of Appeals District, Place 7

Vote For 1

	TOTAL	VOTE %		Election Day	Early Voting	Ballot By Mail	Provisional Ballots	Limited Ballots
REP Kristina Williams	314	35.36%	<div><div></div></div>	102	203	9	0	0
DEM Nancy Kennedy	574	64.64%	<div><div></div></div>	197	352	23	2	0
Total Votes Cast	888	100.00%	<div><div></div></div>	299	555	32	2	0
Overvotes	0			0	0	0	0	0
Undervotes	39			16	20	3	0	0
Contest Totals	927			315	575	35	2	0

County Judge CCD

Vote For 1

	TOTAL	VOTE %		Election Day	Early Voting	Ballot By Mail	Provisional Ballots	Limited Ballots
REP Chris Hill	317	35.22%	<div><div></div></div>	105	205	7	0	0
DEM Joshua Murray	583	64.78%	<div><div></div></div>	200	356	25	2	0
Total Votes Cast	900	100.00%	<div><div></div></div>	305	561	32	2	0
Overvotes	0			0	0	0	0	0
Undervotes	27			10	14	3	0	0
Contest Totals	927			315	575	35	2	0

District Clerk CCD

Vote For 1

	TOTAL	VOTE %		Election Day	Early Voting	Ballot By Mail	Provisional Ballots	Limited Ballots
REP Mike Gould	323	36.25%	<div><div></div></div>	110	206	7	0	0
DEM David Brignac	568	63.75%	<div><div></div></div>	191	350	25	2	0
Total Votes Cast	891	100.00%	<div><div></div></div>	301	556	32	2	0
Overvotes	0			0	0	0	0	0
Undervotes	36			14	19	3	0	0
Contest Totals	927			315	575	35	2	0

PCT 024

County Commissioner, Precinct 4

Vote For 1

	TOTAL	VOTE %		Election Day	Early Voting	Ballot By Mail	Provision al Ballots	Limited Ballots
REP Duncan Webb	322	36.22%	<div><div></div></div>	108	205	9	0	0
DEM Jeffrey Williams	567	63.78%	<div><div></div></div>	192	350	23	2	0
Total Votes Cast	889	100.00%	<div><div></div></div>	300	555	32	2	0
Overvotes	0			0	0	0	0	0
Undervotes	38			15	20	3	0	0
Contest Totals	927			315	575	35	2	0

Justice of the Peace, Precinct 3

Vote For 1

	TOTAL	VOTE %		Election Day	Early Voting	Ballot By Mail	Provision al Ballots	Limited Ballots
REP Mike Missildine	323	36.54%	<div><div></div></div>	107	207	9	0	0
DEM Irvin Lynn Barrett	561	63.46%	<div><div></div></div>	191	345	23	2	0
Total Votes Cast	884	100.00%	<div><div></div></div>	298	552	32	2	0
Overvotes	0			0	0	0	0	0
Undervotes	43			17	23	3	0	0
Contest Totals	927			315	575	35	2	0

PCT 025

U. S. Representative District 3

Vote For 1

	TOTAL	VOTE %		Election Day	Early Voting	Ballot By Mail	Provisional Ballots	Limited Ballots
REP Keith Self	1,033	49.17%	<div><div></div></div>	262	752	18	1	0
DEM Sandeep Srivastava	983	46.79%	<div><div></div></div>	250	712	20	1	0
LIB Christopher Claytor	85	4.05%	<div><div></div></div>	32	51	2	0	0
Total Votes Cast	2,101	100.00%	<div><div></div></div>	544	1,515	40	2	0
Overvotes	0			0	0	0	0	0
Undervotes	49			23	26	0	0	0
Contest Totals	2,150			567	1,541	40	2	0

Governor

Vote For 1

	TOTAL	VOTE %		Election Day	Early Voting	Ballot By Mail	Provisional Ballots	Limited Ballots
REP Greg Abbott	1,025	47.81%	<div><div></div></div>	264	741	19	1	0
DEM Beto O'Rourke	1,074	50.09%	<div><div></div></div>	279	773	21	1	0
LIB Mark Tippetts	34	1.59%	<div><div></div></div>	12	22	0	0	0
GRN Delilah Barrios	10	0.47%	<div><div></div></div>	8	2	0	0	0
Write-In Totals	2	0.09%	<div><div></div></div>	0	2	0	0	0
Total Votes Cast	2,144	100.00%	<div><div></div></div>	563	1,539	40	2	0
Overvotes	0			0	0	0	0	0
Undervotes	6			4	2	0	0	0
Contest Totals	2,150			567	1,541	40	2	0

Lieutenant Governor

Vote For 1

	TOTAL	VOTE %		Election Day	Early Voting	Ballot By Mail	Provisional Ballots	Limited Ballots
REP Dan Patrick	976	45.89%	<div><div></div></div>	253	704	18	1	0
DEM Mike Collier	1,068	50.21%	<div><div></div></div>	278	769	20	1	0
LIB Shanna Steele	83	3.90%	<div><div></div></div>	25	56	2	0	0
Total Votes Cast	2,127	100.00%	<div><div></div></div>	556	1,529	40	2	0
Overvotes	0			0	0	0	0	0
Undervotes	23			11	12	0	0	0
Contest Totals	2,150			567	1,541	40	2	0

Attorney General

Vote For 1

	TOTAL	VOTE %		Election Day	Early Voting	Ballot By Mail	Provisional Ballots	Limited Ballots
REP Ken Paxton	951	45.22%	<div><div></div></div>	249	682	19	1	0
DEM Rochelle Mercedes Garza	1,041	49.50%	<div><div></div></div>	273	747	20	1	0
LIB Mark Ash	111	5.28%	<div><div></div></div>	25	85	1	0	0
Total Votes Cast	2,103	100.00%	<div><div></div></div>	547	1,514	40	2	0
Overvotes	0			0	0	0	0	0
Undervotes	47			20	27	0	0	0
Contest Totals	2,150			567	1,541	40	2	0

PCT 025

Comptroller of Public Accounts

Vote For 1

	TOTAL	VOTE %		Election Day	Early Voting	Ballot By Mail	Provisional Ballots	Limited Ballots
REP Glenn Hegar	1,087	51.86%	<div><div></div></div>	282	785	19	1	0
DEM Janet T. Dudding	946	45.13%	<div><div></div></div>	233	692	20	1	0
LIB V. Alonzo Echevarria-Garza	63	3.01%	<div><div></div></div>	26	36	1	0	0
Total Votes Cast	2,096	100.00%	<div><div></div></div>	541	1,513	40	2	0
Overvotes	0			0	0	0	0	0
Undervotes	54			26	28	0	0	0
Contest Totals	2,150			567	1,541	40	2	0

Commissioner of the General Land Office

Vote For 1

	TOTAL	VOTE %		Election Day	Early Voting	Ballot By Mail	Provisional Ballots	Limited Ballots
REP Dawn Buckingham	1,068	51.30%	<div><div></div></div>	283	765	19	1	0
DEM Jay Kleberg	976	46.88%	<div><div></div></div>	236	719	20	1	0
GRN Alfred Molison, Jr	36	1.73%	<div><div></div></div>	16	19	1	0	0
Write-In Totals	3	0.14%	<div><div></div></div>	1	2	0	0	0
Total Votes Cast	2,082	100.00%	<div><div></div></div>	536	1,504	40	2	0
Overvotes	0			0	0	0	0	0
Undervotes	68			31	37	0	0	0
Contest Totals	2,150			567	1,541	40	2	0

Commissioner of Agriculture

Vote For 1

	TOTAL	VOTE %		Election Day	Early Voting	Ballot By Mail	Provisional Ballots	Limited Ballots
REP Sid Miller	1,079	51.85%	<div><div></div></div>	280	779	19	1	0
DEM Susan Hays	1,002	48.15%	<div><div></div></div>	257	723	21	1	0
Total Votes Cast	2,081	100.00%	<div><div></div></div>	537	1,502	40	2	0
Overvotes	0			0	0	0	0	0
Undervotes	69			30	39	0	0	0
Contest Totals	2,150			567	1,541	40	2	0

Railroad Commissioner

Vote For 1

	TOTAL	VOTE %		Election Day	Early Voting	Ballot By Mail	Provisional Ballots	Limited Ballots
REP Wayne Christian	1,046	50.02%	<div><div></div></div>	274	753	19	0	0
DEM Luke Warford	950	45.43%	<div><div></div></div>	233	696	20	1	0
LIB Jaime Andres Diez	68	3.25%	<div><div></div></div>	23	44	0	1	0
GRN Hunter Wayne Crow	27	1.29%	<div><div></div></div>	12	14	1	0	0
Total Votes Cast	2,091	100.00%	<div><div></div></div>	542	1,507	40	2	0
Overvotes	0			0	0	0	0	0
Undervotes	59			25	34	0	0	0
Contest Totals	2,150			567	1,541	40	2	0

PCT 025

Justice, Supreme Court, Place 3

Vote For 1

	TOTAL	VOTE %		Election Day	Early Voting	Ballot By Mail	Provisional Ballots	Limited Ballots
REP Debra Lehrmann	1,052	50.14%	<div><div></div></div>	274	758	19	1	0
DEM Erin A. Nowell	991	47.24%	<div><div></div></div>	250	720	20	1	0
LIB Thomas Edward Oxford	55	2.62%	<div><div></div></div>	21	33	1	0	0
Total Votes Cast	2,098	100.00%	<div><div></div></div>	545	1,511	40	2	0
Overvotes	0			0	0	0	0	0
Undervotes	52			22	30	0	0	0
Contest Totals	2,150			567	1,541	40	2	0

Justice, Supreme Court, Place 5

Vote For 1

	TOTAL	VOTE %		Election Day	Early Voting	Ballot By Mail	Provisional Ballots	Limited Ballots
REP Rebeca Huddle	1,083	51.74%	<div><div></div></div>	290	772	20	1	0
DEM Amanda Reichel	1,010	48.26%	<div><div></div></div>	255	734	20	1	0
Total Votes Cast	2,093	100.00%	<div><div></div></div>	545	1,506	40	2	0
Overvotes	0			0	0	0	0	0
Undervotes	57			22	35	0	0	0
Contest Totals	2,150			567	1,541	40	2	0

Justice, Supreme Court, Place 9

Vote For 1

	TOTAL	VOTE %		Election Day	Early Voting	Ballot By Mail	Provisional Ballots	Limited Ballots
REP Evan Young	1,074	51.36%	<div><div></div></div>	282	772	19	1	0
DEM Julia Maldonado	1,017	48.64%	<div><div></div></div>	263	732	21	1	0
Total Votes Cast	2,091	100.00%	<div><div></div></div>	545	1,504	40	2	0
Overvotes	0			0	0	0	0	0
Undervotes	59			22	37	0	0	0
Contest Totals	2,150			567	1,541	40	2	0

Judge, Court of Criminal Appeals, Place 5

Vote For 1

	TOTAL	VOTE %		Election Day	Early Voting	Ballot By Mail	Provisional Ballots	Limited Ballots
REP Scott Walker	1,065	51.20%	<div><div></div></div>	275	770	19	1	0
DEM Dana Huffman	1,015	48.80%	<div><div></div></div>	264	729	21	1	0
Total Votes Cast	2,080	100.00%	<div><div></div></div>	539	1,499	40	2	0
Overvotes	0			0	0	0	0	0
Undervotes	70			28	42	0	0	0
Contest Totals	2,150			567	1,541	40	2	0

PCT 025

Judge, Court of Criminal Appeals, Place 6

Vote For 1

	TOTAL	VOTE %		Election Day	Early Voting	Ballot By Mail	Provisional Ballots	Limited Ballots
REP Jesse F. McClure, III	1,080	52.17%	<div><div></div></div>	285	775	19	1	0
DEM Robert Johnson	990	47.83%	<div><div></div></div>	252	716	21	1	0
Total Votes Cast	2,070	100.00%	<div><div></div></div>	537	1,491	40	2	0
Overvotes	0			0	0	0	0	0
Undervotes	80			30	50	0	0	0
Contest Totals	2,150			567	1,541	40	2	0

Member, State Board of Education, District 12 CCD

Vote For 1

	TOTAL	VOTE %		Election Day	Early Voting	Ballot By Mail	Provisional Ballots	Limited Ballots
REP Pam Little	1,031	49.52%	<div><div></div></div>	261	751	18	1	0
DEM Alex Cornwallis	972	46.69%	<div><div></div></div>	250	701	20	1	0
LIB Christy Mowrey	77	3.70%	<div><div></div></div>	27	49	1	0	0
Write-In Totals	2	0.10%	<div><div></div></div>	1	0	1	0	0
Total Votes Cast	2,082	100.00%	<div><div></div></div>	539	1,501	40	2	0
Overvotes	0			0	0	0	0	0
Undervotes	68			28	40	0	0	0
Contest Totals	2,150			567	1,541	40	2	0

State Senator, District 8

Vote For 1

	TOTAL	VOTE %		Election Day	Early Voting	Ballot By Mail	Provisional Ballots	Limited Ballots
REP Angela Paxton	978	46.97%	<div><div></div></div>	259	700	18	1	0
DEM Jonathan Cocks	1,021	49.04%	<div><div></div></div>	256	744	20	1	0
LIB Edward Kless	83	3.99%	<div><div></div></div>	20	61	2	0	0
Total Votes Cast	2,082	100.00%	<div><div></div></div>	535	1,505	40	2	0
Overvotes	0			0	0	0	0	0
Undervotes	68			32	36	0	0	0
Contest Totals	2,150			567	1,541	40	2	0

Justice, 5th Court of Appeals District, Place 4

Vote For 1

	TOTAL	VOTE %		Election Day	Early Voting	Ballot By Mail	Provisional Ballots	Limited Ballots
REP Emily A. Miskel	1,070	51.87%	<div><div></div></div>	275	775	19	1	0
DEM Maricela Moore	993	48.13%	<div><div></div></div>	256	715	21	1	0
Total Votes Cast	2,063	100.00%	<div><div></div></div>	531	1,490	40	2	0
Overvotes	0			0	0	0	0	0
Undervotes	87			36	51	0	0	0
Contest Totals	2,150			567	1,541	40	2	0

PCT 025

Justice, 5th Court of Appeals District, Place 7

Vote For 1

	TOTAL	VOTE %		Election Day	Early Voting	Ballot By Mail	Provisional Ballots	Limited Ballots
REP Kristina Williams	1,067	51.67%	<div><div></div></div>	280	768	18	1	0
DEM Nancy Kennedy	998	48.33%	<div><div></div></div>	255	721	21	1	0
Total Votes Cast	2,065	100.00%	<div><div></div></div>	535	1,489	39	2	0
Overvotes	0			0	0	0	0	0
Undervotes	85			32	52	1	0	0
Contest Totals	2,150			567	1,541	40	2	0

County Judge CCD

Vote For 1

	TOTAL	VOTE %		Election Day	Early Voting	Ballot By Mail	Provisional Ballots	Limited Ballots
REP Chris Hill	1,071	51.52%	<div><div></div></div>	276	776	18	1	0
DEM Joshua Murray	1,008	48.48%	<div><div></div></div>	264	722	21	1	0
Total Votes Cast	2,079	100.00%	<div><div></div></div>	540	1,498	39	2	0
Overvotes	0			0	0	0	0	0
Undervotes	71			27	43	1	0	0
Contest Totals	2,150			567	1,541	40	2	0

District Clerk CCD

Vote For 1

	TOTAL	VOTE %		Election Day	Early Voting	Ballot By Mail	Provisional Ballots	Limited Ballots
REP Mike Gould	1,076	52.39%	<div><div></div></div>	279	778	18	1	0
DEM David Brignac	978	47.61%	<div><div></div></div>	250	706	21	1	0
Total Votes Cast	2,054	100.00%	<div><div></div></div>	529	1,484	39	2	0
Overvotes	0			0	0	0	0	0
Undervotes	96			38	57	1	0	0
Contest Totals	2,150			567	1,541	40	2	0

Justice of the Peace, Precinct 3

Vote For 1

	TOTAL	VOTE %		Election Day	Early Voting	Ballot By Mail	Provisional Ballots	Limited Ballots
REP Mike Missildine	1,081	52.40%	<div><div></div></div>	277	785	18	1	0
DEM Irvin Lynn Barrett	982	47.60%	<div><div></div></div>	255	705	21	1	0
Total Votes Cast	2,063	100.00%	<div><div></div></div>	532	1,490	39	2	0
Overvotes	0			0	0	0	0	0
Undervotes	87			35	51	1	0	0
Contest Totals	2,150			567	1,541	40	2	0

PCT 026

U. S. Representative, District 32

Vote For 1

	TOTAL	VOTE %		Election Day	Early Voting	Ballot By Mail	Provisional Ballots	Limited Ballots
REP Antonio Swad	279	50.09%	<div><div></div></div>	88	181	10	0	0
DEM Colin Allred	278	49.91%	<div><div></div></div>	88	173	16	1	0
Total Votes Cast	557	100.00%	<div><div></div></div>	176	354	26	1	0
Overvotes	0			0	0	0	0	0
Undervotes	11			4	7	0	0	0
Contest Totals	568			180	361	26	1	0

Governor

Vote For 1

	TOTAL	VOTE %		Election Day	Early Voting	Ballot By Mail	Provisional Ballots	Limited Ballots
REP Greg Abbott	272	48.06%	<div><div></div></div>	81	180	11	0	0
DEM Beto O'Rourke	284	50.18%	<div><div></div></div>	94	175	14	1	0
LIB Mark Tippetts	10	1.77%	<div><div></div></div>	4	6	0	0	0
GRN Delilah Barrios	0	0.00%	<div><div></div></div>	0	0	0	0	0
Write-In Totals	0	0.00%	<div><div></div></div>	0	0	0	0	0
Total Votes Cast	566	100.00%	<div><div></div></div>	179	361	25	1	0
Overvotes	0			0	0	0	0	0
Undervotes	2			1	0	1	0	0
Contest Totals	568			180	361	26	1	0

Lieutenant Governor

Vote For 1

	TOTAL	VOTE %		Election Day	Early Voting	Ballot By Mail	Provisional Ballots	Limited Ballots
REP Dan Patrick	272	48.31%	<div><div></div></div>	84	177	11	0	0
DEM Mike Collier	270	47.96%	<div><div></div></div>	82	172	15	1	0
LIB Shanna Steele	21	3.73%	<div><div></div></div>	11	10	0	0	0
Total Votes Cast	563	100.00%	<div><div></div></div>	177	359	26	1	0
Overvotes	0			0	0	0	0	0
Undervotes	5			3	2	0	0	0
Contest Totals	568			180	361	26	1	0

Attorney General

Vote For 1

	TOTAL	VOTE %		Election Day	Early Voting	Ballot By Mail	Provisional Ballots	Limited Ballots
REP Ken Paxton	256	45.88%	<div><div></div></div>	77	172	7	0	0
DEM Rochelle Mercedes Garza	274	49.10%	<div><div></div></div>	88	169	16	1	0
LIB Mark Ash	28	5.02%	<div><div></div></div>	11	17	0	0	0
Total Votes Cast	558	100.00%	<div><div></div></div>	176	358	23	1	0
Overvotes	0			0	0	0	0	0
Undervotes	10			4	3	3	0	0
Contest Totals	568			180	361	26	1	0

PCT 026

Comptroller of Public Accounts

Vote For 1

	TOTAL	VOTE %		Election Day	Early Voting	Ballot By Mail	Provisional Ballots	Limited Ballots
REP Glenn Hegar	286	51.35%	<div><div></div></div>	90	185	11	0	0
DEM Janet T. Dudding	252	45.24%	<div><div></div></div>	75	161	15	1	0
LIB V. Alonzo Echevarria-Garza	19	3.41%	<div><div></div></div>	9	10	0	0	0
Total Votes Cast	557	100.00%	<div><div></div></div>	174	356	26	1	0
Overvotes	0			0	0	0	0	0
Undervotes	11			6	5	0	0	0
Contest Totals	568			180	361	26	1	0

Commissioner of the General Land Office

Vote For 1

	TOTAL	VOTE %		Election Day	Early Voting	Ballot By Mail	Provisional Ballots	Limited Ballots
REP Dawn Buckingham	285	51.44%	<div><div></div></div>	87	187	11	0	0
DEM Jay Kleberg	255	46.03%	<div><div></div></div>	80	159	15	1	0
GRN Alfred Molison, Jr	13	2.35%	<div><div></div></div>	8	5	0	0	0
Write-In Totals	1	0.18%	<div><div></div></div>	0	1	0	0	0
Total Votes Cast	554	100.00%	<div><div></div></div>	175	352	26	1	0
Overvotes	0			0	0	0	0	0
Undervotes	14			5	9	0	0	0
Contest Totals	568			180	361	26	1	0

Commissioner of Agriculture

Vote For 1

	TOTAL	VOTE %		Election Day	Early Voting	Ballot By Mail	Provisional Ballots	Limited Ballots
REP Sid Miller	281	51.09%	<div><div></div></div>	86	184	11	0	0
DEM Susan Hays	269	48.91%	<div><div></div></div>	85	169	14	1	0
Total Votes Cast	550	100.00%	<div><div></div></div>	171	353	25	1	0
Overvotes	0			0	0	0	0	0
Undervotes	18			9	8	1	0	0
Contest Totals	568			180	361	26	1	0

Railroad Commissioner

Vote For 1

	TOTAL	VOTE %		Election Day	Early Voting	Ballot By Mail	Provisional Ballots	Limited Ballots
REP Wayne Christian	276	49.82%	<div><div></div></div>	84	181	11	0	0
DEM Luke Warford	250	45.13%	<div><div></div></div>	77	157	15	1	0
LIB Jaime Andres Diez	22	3.97%	<div><div></div></div>	9	13	0	0	0
GRN Hunter Wayne Crow	6	1.08%	<div><div></div></div>	3	3	0	0	0
Total Votes Cast	554	100.00%	<div><div></div></div>	173	354	26	1	0
Overvotes	0			0	0	0	0	0
Undervotes	14			7	7	0	0	0
Contest Totals	568			180	361	26	1	0

PCT 026

Justice, Supreme Court, Place 3

Vote For 1

	TOTAL	VOTE %		Election Day	Early Voting	Ballot By Mail	Provisional Ballots	Limited Ballots
REP Debra Lehrmann	279	50.36%	<div><div></div></div>	82	185	12	0	0
DEM Erin A. Nowell	254	45.85%	<div><div></div></div>	83	157	13	1	0
LIB Thomas Edward Oxford	21	3.79%	<div><div></div></div>	10	11	0	0	0
Total Votes Cast	554	100.00%	<div><div></div></div>	175	353	25	1	0
Overvotes	0			0	0	0	0	0
Undervotes	14			5	8	1	0	0
Contest Totals	568			180	361	26	1	0

Justice, Supreme Court, Place 5

Vote For 1

	TOTAL	VOTE %		Election Day	Early Voting	Ballot By Mail	Provisional Ballots	Limited Ballots
REP Rebeca Huddle	291	52.91%	<div><div></div></div>	88	192	11	0	0
DEM Amanda Reichel	259	47.09%	<div><div></div></div>	84	160	14	1	0
Total Votes Cast	550	100.00%	<div><div></div></div>	172	352	25	1	0
Overvotes	0			0	0	0	0	0
Undervotes	18			8	9	1	0	0
Contest Totals	568			180	361	26	1	0

Justice, Supreme Court, Place 9

Vote For 1

	TOTAL	VOTE %		Election Day	Early Voting	Ballot By Mail	Provisional Ballots	Limited Ballots
REP Evan Young	282	51.55%	<div><div></div></div>	84	187	11	0	0
DEM Julia Maldonado	265	48.45%	<div><div></div></div>	85	165	14	1	0
Total Votes Cast	547	100.00%	<div><div></div></div>	169	352	25	1	0
Overvotes	0			0	0	0	0	0
Undervotes	21			11	9	1	0	0
Contest Totals	568			180	361	26	1	0

Judge, Court of Criminal Appeals, Place 5

Vote For 1

	TOTAL	VOTE %		Election Day	Early Voting	Ballot By Mail	Provisional Ballots	Limited Ballots
REP Scott Walker	280	51.28%	<div><div></div></div>	83	186	11	0	0
DEM Dana Huffman	266	48.72%	<div><div></div></div>	84	167	14	1	0
Total Votes Cast	546	100.00%	<div><div></div></div>	167	353	25	1	0
Overvotes	0			0	0	0	0	0
Undervotes	22			13	8	1	0	0
Contest Totals	568			180	361	26	1	0

PCT 026

Judge, Court of Criminal Appeals, Place 6

Vote For 1

	TOTAL	VOTE %		Election Day	Early Voting	Ballot By Mail	Provisional Ballots	Limited Ballots
REP Jesse F. McClure, III	282	51.74%	<div><div></div></div>	84	187	11	0	0
DEM Robert Johnson	263	48.26%	<div><div></div></div>	83	165	14	1	0
Total Votes Cast	545	100.00%	<div><div></div></div>	167	352	25	1	0
Overvotes	0			0	0	0	0	0
Undervotes	23			13	9	1	0	0
Contest Totals	568			180	361	26	1	0

Member, State Board of Education, District 12 CCD

Vote For 1

	TOTAL	VOTE %		Election Day	Early Voting	Ballot By Mail	Provisional Ballots	Limited Ballots
REP Pam Little	273	49.82%	<div><div></div></div>	81	181	11	0	0
DEM Alex Cornwallis	250	45.62%	<div><div></div></div>	77	158	14	1	0
LIB Christy Mowrey	25	4.56%	<div><div></div></div>	10	15	0	0	0
Write-In Totals	0	0.00%	<div><div></div></div>	0	0	0	0	0
Total Votes Cast	548	100.00%	<div><div></div></div>	168	354	25	1	0
Overvotes	0			0	0	0	0	0
Undervotes	20			12	7	1	0	0
Contest Totals	568			180	361	26	1	0

State Senator, District 8

Vote For 1

	TOTAL	VOTE %		Election Day	Early Voting	Ballot By Mail	Provisional Ballots	Limited Ballots
REP Angela Paxton	262	47.38%	<div><div></div></div>	80	173	9	0	0
DEM Jonathan Cocks	266	48.10%	<div><div></div></div>	83	167	15	1	0
LIB Edward Kless	25	4.52%	<div><div></div></div>	8	17	0	0	0
Total Votes Cast	553	100.00%	<div><div></div></div>	171	357	24	1	0
Overvotes	0			0	0	0	0	0
Undervotes	15			9	4	2	0	0
Contest Totals	568			180	361	26	1	0

State Representative, District 70

Vote For 1

	TOTAL	VOTE %		Election Day	Early Voting	Ballot By Mail	Provisional Ballots	Limited Ballots
REP Jamee Jolly	278	50.92%	<div><div></div></div>	85	181	12	0	0
DEM Mihaela Elizabeth Plesa	268	49.08%	<div><div></div></div>	84	170	13	1	0
Total Votes Cast	546	100.00%	<div><div></div></div>	169	351	25	1	0
Overvotes	0			0	0	0	0	0
Undervotes	22			11	10	1	0	0
Contest Totals	568			180	361	26	1	0

PCT 026

Justice, 5th Court of Appeals District, Place 4

Vote For 1

	TOTAL	VOTE %		Election Day	Early Voting	Ballot By Mail	Provisional Ballots	Limited Ballots
REP Emily A. Miskel	278	51.39%	<div><div></div></div>	81	188	9	0	0
DEM Maricela Moore	263	48.61%	<div><div></div></div>	85	163	14	1	0
Total Votes Cast	541	100.00%	<div><div></div></div>	166	351	23	1	0
Overvotes	0			0	0	0	0	0
Undervotes	27			14	10	3	0	0
Contest Totals	568			180	361	26	1	0

Justice, 5th Court of Appeals District, Place 7

Vote For 1

	TOTAL	VOTE %		Election Day	Early Voting	Ballot By Mail	Provisional Ballots	Limited Ballots
REP Kristina Williams	281	51.75%	<div><div></div></div>	85	185	11	0	0
DEM Nancy Kennedy	262	48.25%	<div><div></div></div>	83	164	14	1	0
Total Votes Cast	543	100.00%	<div><div></div></div>	168	349	25	1	0
Overvotes	0			0	0	0	0	0
Undervotes	25			12	12	1	0	0
Contest Totals	568			180	361	26	1	0

County Judge CCD

Vote For 1

	TOTAL	VOTE %		Election Day	Early Voting	Ballot By Mail	Provisional Ballots	Limited Ballots
REP Chris Hill	284	51.92%	<div><div></div></div>	87	187	10	0	0
DEM Joshua Murray	263	48.08%	<div><div></div></div>	82	165	15	1	0
Total Votes Cast	547	100.00%	<div><div></div></div>	169	352	25	1	0
Overvotes	0			0	0	0	0	0
Undervotes	21			11	9	1	0	0
Contest Totals	568			180	361	26	1	0

District Clerk CCD

Vote For 1

	TOTAL	VOTE %		Election Day	Early Voting	Ballot By Mail	Provisional Ballots	Limited Ballots
REP Mike Gould	288	53.14%	<div><div></div></div>	89	188	11	0	0
DEM David Brignac	254	46.86%	<div><div></div></div>	77	163	13	1	0
Total Votes Cast	542	100.00%	<div><div></div></div>	166	351	24	1	0
Overvotes	0			0	0	0	0	0
Undervotes	26			14	10	2	0	0
Contest Totals	568			180	361	26	1	0

PCT 026

County Commissioner, Precinct 4

Vote For 1

	TOTAL	VOTE %		Election Day	Early Voting	Ballot By Mail	Provision al Ballots	Limited Ballots
REP Duncan Webb	280	52.24%	<div><div></div></div>	85	185	10	0	0
DEM Jeffrey Williams	256	47.76%	<div><div></div></div>	80	162	13	1	0
Total Votes Cast	536	100.00%	<div><div></div></div>	165	347	23	1	0
Overvotes	0			0	0	0	0	0
Undervotes	32			15	14	3	0	0
Contest Totals	568			180	361	26	1	0

Justice of the Peace, Precinct 3

Vote For 1

	TOTAL	VOTE %		Election Day	Early Voting	Ballot By Mail	Provision al Ballots	Limited Ballots
REP Mike Missildine	279	51.76%	<div><div></div></div>	85	183	11	0	0
DEM Irvin Lynn Barrett	260	48.24%	<div><div></div></div>	82	164	13	1	0
Total Votes Cast	539	100.00%	<div><div></div></div>	167	347	24	1	0
Overvotes	0			0	0	0	0	0
Undervotes	29			13	14	2	0	0
Contest Totals	568			180	361	26	1	0

PCT 027

U. S. Representative District 3

Vote For 1

	TOTAL	VOTE %		Election Day	Early Voting	Ballot By Mail	Provisional Ballots	Limited Ballots
REP Keith Self	729	56.38%	<div><div></div></div>	185	529	15	0	0
DEM Sandeep Srivastava	531	41.07%	<div><div></div></div>	135	385	9	2	0
LIB Christopher Claytor	33	2.55%	<div><div></div></div>	11	22	0	0	0
Total Votes Cast	1,293	100.00%	<div><div></div></div>	331	936	24	2	0
Overvotes	0			0	0	0	0	0
Undervotes	24			9	15	0	0	0
Contest Totals	1,317			340	951	24	2	0

Governor

Vote For 1

	TOTAL	VOTE %		Election Day	Early Voting	Ballot By Mail	Provisional Ballots	Limited Ballots
REP Greg Abbott	729	55.52%	<div><div></div></div>	184	528	17	0	0
DEM Beto O'Rourke	565	43.03%	<div><div></div></div>	149	407	7	2	0
LIB Mark Tippetts	17	1.29%	<div><div></div></div>	6	11	0	0	0
GRN Delilah Barrios	1	0.08%	<div><div></div></div>	1	0	0	0	0
Write-In Totals	1	0.08%	<div><div></div></div>	0	1	0	0	0
Total Votes Cast	1,313	100.00%	<div><div></div></div>	340	947	24	2	0
Overvotes	0			0	0	0	0	0
Undervotes	4			0	4	0	0	0
Contest Totals	1,317			340	951	24	2	0

Lieutenant Governor

Vote For 1

	TOTAL	VOTE %		Election Day	Early Voting	Ballot By Mail	Provisional Ballots	Limited Ballots
REP Dan Patrick	709	54.75%	<div><div></div></div>	179	516	14	0	0
DEM Mike Collier	551	42.55%	<div><div></div></div>	134	405	10	2	0
LIB Shanna Steele	35	2.70%	<div><div></div></div>	19	16	0	0	0
Total Votes Cast	1,295	100.00%	<div><div></div></div>	332	937	24	2	0
Overvotes	0			0	0	0	0	0
Undervotes	22			8	14	0	0	0
Contest Totals	1,317			340	951	24	2	0

Attorney General

Vote For 1

	TOTAL	VOTE %		Election Day	Early Voting	Ballot By Mail	Provisional Ballots	Limited Ballots
REP Ken Paxton	699	54.06%	<div><div></div></div>	175	510	14	0	0
DEM Rochelle Mercedes Garza	543	42.00%	<div><div></div></div>	135	396	10	2	0
LIB Mark Ash	51	3.94%	<div><div></div></div>	21	30	0	0	0
Total Votes Cast	1,293	100.00%	<div><div></div></div>	331	936	24	2	0
Overvotes	0			0	0	0	0	0
Undervotes	24			9	15	0	0	0
Contest Totals	1,317			340	951	24	2	0

PCT 027

Comptroller of Public Accounts

Vote For 1

	TOTAL	VOTE %		Election Day	Early Voting	Ballot By Mail	Provisional Ballots	Limited Ballots
REP Glenn Hegar	734	57.03%	<div><div></div></div>	183	534	17	0	0
DEM Janet T. Dudding	520	40.40%	<div><div></div></div>	133	379	7	1	0
LIB V. Alonzo Echevarria-Garza	33	2.56%	<div><div></div></div>	14	18	0	1	0
Total Votes Cast	1,287	100.00%	<div><div></div></div>	330	931	24	2	0
Overvotes	0			0	0	0	0	0
Undervotes	30			10	20	0	0	0
Contest Totals	1,317			340	951	24	2	0

Commissioner of the General Land Office

Vote For 1

	TOTAL	VOTE %		Election Day	Early Voting	Ballot By Mail	Provisional Ballots	Limited Ballots
REP Dawn Buckingham	740	57.72%	<div><div></div></div>	190	534	16	0	0
DEM Jay Kleberg	518	40.41%	<div><div></div></div>	131	379	7	1	0
GRN Alfred Molison, Jr	24	1.87%	<div><div></div></div>	10	13	0	1	0
Write-In Totals	0	0.00%	<div><div></div></div>	0	0	0	0	0
Total Votes Cast	1,282	100.00%	<div><div></div></div>	331	926	23	2	0
Overvotes	0			0	0	0	0	0
Undervotes	35			9	25	1	0	0
Contest Totals	1,317			340	951	24	2	0

Commissioner of Agriculture

Vote For 1

	TOTAL	VOTE %		Election Day	Early Voting	Ballot By Mail	Provisional Ballots	Limited Ballots
REP Sid Miller	740	57.45%	<div><div></div></div>	191	535	14	0	0
DEM Susan Hays	548	42.55%	<div><div></div></div>	141	396	9	2	0
Total Votes Cast	1,288	100.00%	<div><div></div></div>	332	931	23	2	0
Overvotes	0			0	0	0	0	0
Undervotes	29			8	20	1	0	0
Contest Totals	1,317			340	951	24	2	0

Railroad Commissioner

Vote For 1

	TOTAL	VOTE %		Election Day	Early Voting	Ballot By Mail	Provisional Ballots	Limited Ballots
REP Wayne Christian	714	55.87%	<div><div></div></div>	181	517	16	0	0
DEM Luke Warford	512	40.06%	<div><div></div></div>	127	377	7	1	0
LIB Jaime Andres Diez	42	3.29%	<div><div></div></div>	17	24	0	1	0
GRN Hunter Wayne Crow	10	0.78%	<div><div></div></div>	5	5	0	0	0
Total Votes Cast	1,278	100.00%	<div><div></div></div>	330	923	23	2	0
Overvotes	0			0	0	0	0	0
Undervotes	39			10	28	1	0	0
Contest Totals	1,317			340	951	24	2	0

PCT 027

Justice, Supreme Court, Place 3

Vote For 1

	TOTAL	VOTE %		Election Day	Early Voting	Ballot By Mail	Provisional Ballots	Limited Ballots
REP Debra Lehrmann	725	56.77%	<div><div></div></div>	190	518	16	1	0
DEM Erin A. Nowell	528	41.35%	<div><div></div></div>	129	391	7	1	0
LIB Thomas Edward Oxford	24	1.88%	<div><div></div></div>	8	16	0	0	0
Total Votes Cast	1,277	100.00%	<div><div></div></div>	327	925	23	2	0
Overvotes	0			0	0	0	0	0
Undervotes	40			13	26	1	0	0
Contest Totals	1,317			340	951	24	2	0

Justice, Supreme Court, Place 5

Vote For 1

	TOTAL	VOTE %		Election Day	Early Voting	Ballot By Mail	Provisional Ballots	Limited Ballots
REP Rebeca Huddle	731	57.70%	<div><div></div></div>	190	524	16	1	0
DEM Amanda Reichel	536	42.30%	<div><div></div></div>	135	393	7	1	0
Total Votes Cast	1,267	100.00%	<div><div></div></div>	325	917	23	2	0
Overvotes	0			0	0	0	0	0
Undervotes	50			15	34	1	0	0
Contest Totals	1,317			340	951	24	2	0

Justice, Supreme Court, Place 9

Vote For 1

	TOTAL	VOTE %		Election Day	Early Voting	Ballot By Mail	Provisional Ballots	Limited Ballots
REP Evan Young	722	56.94%	<div><div></div></div>	187	519	16	0	0
DEM Julia Maldonado	546	43.06%	<div><div></div></div>	139	398	7	2	0
Total Votes Cast	1,268	100.00%	<div><div></div></div>	326	917	23	2	0
Overvotes	0			0	0	0	0	0
Undervotes	49			14	34	1	0	0
Contest Totals	1,317			340	951	24	2	0

Judge, Court of Criminal Appeals, Place 5

Vote For 1

	TOTAL	VOTE %		Election Day	Early Voting	Ballot By Mail	Provisional Ballots	Limited Ballots
REP Scott Walker	729	57.49%	<div><div></div></div>	189	524	16	0	0
DEM Dana Huffman	539	42.51%	<div><div></div></div>	135	395	7	2	0
Total Votes Cast	1,268	100.00%	<div><div></div></div>	324	919	23	2	0
Overvotes	0			0	0	0	0	0
Undervotes	49			16	32	1	0	0
Contest Totals	1,317			340	951	24	2	0

PCT 027

Judge, Court of Criminal Appeals, Place 6

Vote For 1

	TOTAL	VOTE %		Election Day	Early Voting	Ballot By Mail	Provisional Ballots	Limited Ballots
REP Jesse F. McClure, III	730	57.89%	<div><div></div></div>	191	524	14	1	0
DEM Robert Johnson	531	42.11%	<div><div></div></div>	131	390	9	1	0
Total Votes Cast	1,261	100.00%	<div><div></div></div>	322	914	23	2	0
Overvotes	0			0	0	0	0	0
Undervotes	56			18	37	1	0	0
Contest Totals	1,317			340	951	24	2	0

Member, State Board of Education, District 12 CCD

Vote For 1

	TOTAL	VOTE %		Election Day	Early Voting	Ballot By Mail	Provisional Ballots	Limited Ballots
REP Pam Little	720	56.83%	<div><div></div></div>	185	520	15	0	0
DEM Alex Cornwallis	501	39.54%	<div><div></div></div>	120	372	8	1	0
LIB Christy Mowrey	45	3.55%	<div><div></div></div>	18	26	0	1	0
Write-In Totals	1	0.08%	<div><div></div></div>	0	1	0	0	0
Total Votes Cast	1,267	100.00%	<div><div></div></div>	323	919	23	2	0
Overvotes	0			0	0	0	0	0
Undervotes	50			17	32	1	0	0
Contest Totals	1,317			340	951	24	2	0

State Senator, District 8

Vote For 1

	TOTAL	VOTE %		Election Day	Early Voting	Ballot By Mail	Provisional Ballots	Limited Ballots
REP Angela Paxton	709	55.56%	<div><div></div></div>	183	512	14	0	0
DEM Jonathan Cocks	530	41.54%	<div><div></div></div>	130	389	10	1	0
LIB Edward Kless	37	2.90%	<div><div></div></div>	13	23	0	1	0
Total Votes Cast	1,276	100.00%	<div><div></div></div>	326	924	24	2	0
Overvotes	0			0	0	0	0	0
Undervotes	41			14	27	0	0	0
Contest Totals	1,317			340	951	24	2	0

Justice, 5th Court of Appeals District, Place 4

Vote For 1

	TOTAL	VOTE %		Election Day	Early Voting	Ballot By Mail	Provisional Ballots	Limited Ballots
REP Emily A. Miskel	729	58.04%	<div><div></div></div>	190	523	16	0	0
DEM Maricela Moore	527	41.96%	<div><div></div></div>	132	386	7	2	0
Total Votes Cast	1,256	100.00%	<div><div></div></div>	322	909	23	2	0
Overvotes	0			0	0	0	0	0
Undervotes	61			18	42	1	0	0
Contest Totals	1,317			340	951	24	2	0

PCT 027

Justice, 5th Court of Appeals District, Place 7

Vote For 1

	TOTAL	VOTE %		Election Day	Early Voting	Ballot By Mail	Provisional Ballots	Limited Ballots
REP Kristina Williams	723	57.47%	<div><div></div></div>	188	518	16	1	0
DEM Nancy Kennedy	535	42.53%	<div><div></div></div>	134	393	7	1	0
Total Votes Cast	1,258	100.00%	<div><div></div></div>	322	911	23	2	0
Overvotes	0			0	0	0	0	0
Undervotes	59			18	40	1	0	0
Contest Totals	1,317			340	951	24	2	0

County Judge CCD

Vote For 1

	TOTAL	VOTE %		Election Day	Early Voting	Ballot By Mail	Provisional Ballots	Limited Ballots
REP Chris Hill	739	57.82%	<div><div></div></div>	191	531	16	1	0
DEM Joshua Murray	539	42.18%	<div><div></div></div>	136	395	7	1	0
Total Votes Cast	1,278	100.00%	<div><div></div></div>	327	926	23	2	0
Overvotes	0			0	0	0	0	0
Undervotes	39			13	25	1	0	0
Contest Totals	1,317			340	951	24	2	0

District Clerk CCD

Vote For 1

	TOTAL	VOTE %		Election Day	Early Voting	Ballot By Mail	Provisional Ballots	Limited Ballots
REP Mike Gould	734	58.07%	<div><div></div></div>	191	527	16	0	0
DEM David Brignac	530	41.93%	<div><div></div></div>	132	389	7	2	0
Total Votes Cast	1,264	100.00%	<div><div></div></div>	323	916	23	2	0
Overvotes	0			0	0	0	0	0
Undervotes	53			17	35	1	0	0
Contest Totals	1,317			340	951	24	2	0

Justice of the Peace, Precinct 3

Vote For 1

	TOTAL	VOTE %		Election Day	Early Voting	Ballot By Mail	Provisional Ballots	Limited Ballots
REP Mike Missildine	727	57.97%	<div><div></div></div>	186	526	15	0	0
DEM Irvin Lynn Barrett	527	42.03%	<div><div></div></div>	135	383	7	2	0
Total Votes Cast	1,254	100.00%	<div><div></div></div>	321	909	22	2	0
Overvotes	0			0	0	0	0	0
Undervotes	63			19	42	2	0	0
Contest Totals	1,317			340	951	24	2	0

PCT 028

U. S. Representative District 3

Vote For 1

	TOTAL	VOTE %		Election Day	Early Voting	Ballot By Mail	Provisional Ballots	Limited Ballots
REP Keith Self	1,012	50.70%	<div><div></div></div>	263	718	29	2	0
DEM Sandeep Srivastava	937	46.94%	<div><div></div></div>	196	692	49	0	0
LIB Christopher Claytor	47	2.35%	<div><div></div></div>	14	33	0	0	0
Total Votes Cast	1,996	100.00%	<div><div></div></div>	473	1,443	78	2	0
Overvotes	0			0	0	0	0	0
Undervotes	36			11	23	2	0	0
Contest Totals	2,032			484	1,466	80	2	0

Governor

Vote For 1

	TOTAL	VOTE %		Election Day	Early Voting	Ballot By Mail	Provisional Ballots	Limited Ballots
REP Greg Abbott	975	48.17%	<div><div></div></div>	245	700	28	2	0
DEM Beto O'Rourke	1,016	50.20%	<div><div></div></div>	221	744	51	0	0
LIB Mark Tippetts	24	1.19%	<div><div></div></div>	9	15	0	0	0
GRN Delilah Barrios	6	0.30%	<div><div></div></div>	2	3	1	0	0
Write-In Totals	3	0.15%	<div><div></div></div>	2	1	0	0	0
Total Votes Cast	2,024	100.00%	<div><div></div></div>	479	1,463	80	2	0
Overvotes	0			0	0	0	0	0
Undervotes	8			5	3	0	0	0
Contest Totals	2,032			484	1,466	80	2	0

Lieutenant Governor

Vote For 1

	TOTAL	VOTE %		Election Day	Early Voting	Ballot By Mail	Provisional Ballots	Limited Ballots
REP Dan Patrick	929	46.24%	<div><div></div></div>	241	660	26	2	0
DEM Mike Collier	1,015	50.52%	<div><div></div></div>	214	749	52	0	0
LIB Shanna Steele	65	3.24%	<div><div></div></div>	19	44	2	0	0
Total Votes Cast	2,009	100.00%	<div><div></div></div>	474	1,453	80	2	0
Overvotes	0			0	0	0	0	0
Undervotes	23			10	13	0	0	0
Contest Totals	2,032			484	1,466	80	2	0

Attorney General

Vote For 1

	TOTAL	VOTE %		Election Day	Early Voting	Ballot By Mail	Provisional Ballots	Limited Ballots
REP Ken Paxton	909	45.54%	<div><div></div></div>	238	644	25	2	0
DEM Rochelle Mercedes Garza	1,015	50.85%	<div><div></div></div>	211	752	52	0	0
LIB Mark Ash	72	3.61%	<div><div></div></div>	22	49	1	0	0
Total Votes Cast	1,996	100.00%	<div><div></div></div>	471	1,445	78	2	0
Overvotes	0			0	0	0	0	0
Undervotes	36			13	21	2	0	0
Contest Totals	2,032			484	1,466	80	2	0

PCT 028

Comptroller of Public Accounts

Vote For 1

	TOTAL	VOTE %		Election Day	Early Voting	Ballot By Mail	Provisional Ballots	Limited Ballots
REP Glenn Hegar	1,029	51.94%	<div><div></div></div>	260	739	28	2	0
DEM Janet T. Dudding	918	46.34%	<div><div></div></div>	195	672	51	0	0
LIB V. Alonzo Echevarria-Garza	34	1.72%	<div><div></div></div>	10	24	0	0	0
Total Votes Cast	1,981	100.00%	<div><div></div></div>	465	1,435	79	2	0
Overvotes	0			0	0	0	0	0
Undervotes	51			19	31	1	0	0
Contest Totals	2,032			484	1,466	80	2	0

Commissioner of the General Land Office

Vote For 1

	TOTAL	VOTE %		Election Day	Early Voting	Ballot By Mail	Provisional Ballots	Limited Ballots
REP Dawn Buckingham	1,010	51.11%	<div><div></div></div>	263	716	29	2	0
DEM Jay Kleberg	939	47.52%	<div><div></div></div>	187	703	49	0	0
GRN Alfred Molison, Jr	25	1.27%	<div><div></div></div>	10	14	1	0	0
Write-In Totals	4	0.20%	<div><div></div></div>	0	4	0	0	0
Total Votes Cast	1,976	100.00%	<div><div></div></div>	460	1,435	79	2	0
Overvotes	0			0	0	0	0	0
Undervotes	56			24	31	1	0	0
Contest Totals	2,032			484	1,466	80	2	0

Commissioner of Agriculture

Vote For 1

	TOTAL	VOTE %		Election Day	Early Voting	Ballot By Mail	Provisional Ballots	Limited Ballots
REP Sid Miller	1,002	50.79%	<div><div></div></div>	254	716	30	2	0
DEM Susan Hays	971	49.21%	<div><div></div></div>	204	717	50	0	0
Total Votes Cast	1,973	100.00%	<div><div></div></div>	458	1,433	80	2	0
Overvotes	0			0	0	0	0	0
Undervotes	59			26	33	0	0	0
Contest Totals	2,032			484	1,466	80	2	0

Railroad Commissioner

Vote For 1

	TOTAL	VOTE %		Election Day	Early Voting	Ballot By Mail	Provisional Ballots	Limited Ballots
REP Wayne Christian	988	49.97%	<div><div></div></div>	254	704	28	2	0
DEM Luke Warford	915	46.28%	<div><div></div></div>	185	680	50	0	0
LIB Jaime Andres Diez	54	2.73%	<div><div></div></div>	18	36	0	0	0
GRN Hunter Wayne Crow	20	1.01%	<div><div></div></div>	4	14	2	0	0
Total Votes Cast	1,977	100.00%	<div><div></div></div>	461	1,434	80	2	0
Overvotes	0			0	0	0	0	0
Undervotes	55			23	32	0	0	0
Contest Totals	2,032			484	1,466	80	2	0

PCT 028

Justice, Supreme Court, Place 3

Vote For 1

	TOTAL	VOTE %		Election Day	Early Voting	Ballot By Mail	Provisional Ballots	Limited Ballots
REP Debra Lehrmann	1,014	51.47%	<div><div></div></div>	255	728	29	2	0
DEM Erin A. Nowell	927	47.06%	<div><div></div></div>	196	681	50	0	0
LIB Thomas Edward Oxford	29	1.47%	<div><div></div></div>	11	18	0	0	0
Total Votes Cast	1,970	100.00%	<div><div></div></div>	462	1,427	79	2	0
Overvotes	0			0	0	0	0	0
Undervotes	62			22	39	1	0	0
Contest Totals	2,032			484	1,466	80	2	0

Justice, Supreme Court, Place 5

Vote For 1

	TOTAL	VOTE %		Election Day	Early Voting	Ballot By Mail	Provisional Ballots	Limited Ballots
REP Rebeca Huddle	1,015	51.76%	<div><div></div></div>	255	731	27	2	0
DEM Amanda Reichel	946	48.24%	<div><div></div></div>	205	692	49	0	0
Total Votes Cast	1,961	100.00%	<div><div></div></div>	460	1,423	76	2	0
Overvotes	0			0	0	0	0	0
Undervotes	71			24	43	4	0	0
Contest Totals	2,032			484	1,466	80	2	0

Justice, Supreme Court, Place 9

Vote For 1

	TOTAL	VOTE %		Election Day	Early Voting	Ballot By Mail	Provisional Ballots	Limited Ballots
REP Evan Young	1,005	51.22%	<div><div></div></div>	257	719	27	2	0
DEM Julia Maldonado	957	48.78%	<div><div></div></div>	205	701	51	0	0
Total Votes Cast	1,962	100.00%	<div><div></div></div>	462	1,420	78	2	0
Overvotes	0			0	0	0	0	0
Undervotes	70			22	46	2	0	0
Contest Totals	2,032			484	1,466	80	2	0

Judge, Court of Criminal Appeals, Place 5

Vote For 1

	TOTAL	VOTE %		Election Day	Early Voting	Ballot By Mail	Provisional Ballots	Limited Ballots
REP Scott Walker	995	50.97%	<div><div></div></div>	248	717	28	2	0
DEM Dana Huffman	957	49.03%	<div><div></div></div>	209	696	52	0	0
Total Votes Cast	1,952	100.00%	<div><div></div></div>	457	1,413	80	2	0
Overvotes	0			0	0	0	0	0
Undervotes	80			27	53	0	0	0
Contest Totals	2,032			484	1,466	80	2	0

PCT 028

Judge, Court of Criminal Appeals, Place 6

Vote For 1

	TOTAL	VOTE %		Election Day	Early Voting	Ballot By Mail	Provisional Ballots	Limited Ballots
REP Jesse F. McClure, III	1,004	51.59%	<div><div></div></div>	257	716	29	2	0
DEM Robert Johnson	942	48.41%	<div><div></div></div>	201	692	49	0	0
Total Votes Cast	1,946	100.00%	<div><div></div></div>	458	1,408	78	2	0
Overvotes	0			0	0	0	0	0
Undervotes	86			26	58	2	0	0
Contest Totals	2,032			484	1,466	80	2	0

Member, State Board of Education, District 12 CCD

Vote For 1

	TOTAL	VOTE %		Election Day	Early Voting	Ballot By Mail	Provisional Ballots	Limited Ballots
REP Pam Little	989	50.36%	<div><div></div></div>	249	709	29	2	0
DEM Alex Cornwallis	909	46.28%	<div><div></div></div>	191	668	50	0	0
LIB Christy Mowrey	65	3.31%	<div><div></div></div>	24	41	0	0	0
Write-In Totals	2	0.10%	<div><div></div></div>	0	2	0	0	0
Total Votes Cast	1,964	100.00%	<div><div></div></div>	464	1,419	79	2	0
Overvotes	0			0	0	0	0	0
Undervotes	68			20	47	1	0	0
Contest Totals	2,032			484	1,466	80	2	0

State Senator, District 8

Vote For 1

	TOTAL	VOTE %		Election Day	Early Voting	Ballot By Mail	Provisional Ballots	Limited Ballots
REP Angela Paxton	932	47.45%	<div><div></div></div>	249	654	27	2	0
DEM Jonathan Cocks	976	49.69%	<div><div></div></div>	196	730	50	0	0
LIB Edward Kless	56	2.85%	<div><div></div></div>	16	40	0	0	0
Total Votes Cast	1,964	100.00%	<div><div></div></div>	461	1,424	77	2	0
Overvotes	0			0	0	0	0	0
Undervotes	68			23	42	3	0	0
Contest Totals	2,032			484	1,466	80	2	0

State Representative, District 66

Vote For 1

	TOTAL	VOTE %		Election Day	Early Voting	Ballot By Mail	Provisional Ballots	Limited Ballots
REP Matt Shaheen	1,032	52.39%	<div><div></div></div>	265	737	28	2	0
DEM Jesse Ringness	938	47.61%	<div><div></div></div>	199	689	50	0	0
Total Votes Cast	1,970	100.00%	<div><div></div></div>	464	1,426	78	2	0
Overvotes	0			0	0	0	0	0
Undervotes	62			20	40	2	0	0
Contest Totals	2,032			484	1,466	80	2	0

PCT 028

Justice, 5th Court of Appeals District, Place 4

Vote For 1

	TOTAL	VOTE %		Election Day	Early Voting	Ballot By Mail	Provisional Ballots	Limited Ballots
REP Emily A. Miskel	1,008	52.12%	<div><div></div></div>	251	727	28	2	0
DEM Maricela Moore	926	47.88%	<div><div></div></div>	201	677	48	0	0
Total Votes Cast	1,934	100.00%	<div><div></div></div>	452	1,404	76	2	0
Overvotes	0			0	0	0	0	0
Undervotes	98			32	62	4	0	0
Contest Totals	2,032			484	1,466	80	2	0

Justice, 5th Court of Appeals District, Place 7

Vote For 1

	TOTAL	VOTE %		Election Day	Early Voting	Ballot By Mail	Provisional Ballots	Limited Ballots
REP Kristina Williams	1,000	51.55%	<div><div></div></div>	250	721	27	2	0
DEM Nancy Kennedy	940	48.45%	<div><div></div></div>	204	688	48	0	0
Total Votes Cast	1,940	100.00%	<div><div></div></div>	454	1,409	75	2	0
Overvotes	0			0	0	0	0	0
Undervotes	92			30	57	5	0	0
Contest Totals	2,032			484	1,466	80	2	0

County Judge CCD

Vote For 1

	TOTAL	VOTE %		Election Day	Early Voting	Ballot By Mail	Provisional Ballots	Limited Ballots
REP Chris Hill	1,016	51.84%	<div><div></div></div>	261	725	28	2	0
DEM Joshua Murray	944	48.16%	<div><div></div></div>	200	696	48	0	0
Total Votes Cast	1,960	100.00%	<div><div></div></div>	461	1,421	76	2	0
Overvotes	0			0	0	0	0	0
Undervotes	72			23	45	4	0	0
Contest Totals	2,032			484	1,466	80	2	0

District Clerk CCD

Vote For 1

	TOTAL	VOTE %		Election Day	Early Voting	Ballot By Mail	Provisional Ballots	Limited Ballots
REP Mike Gould	1,008	51.91%	<div><div></div></div>	257	721	28	2	0
DEM David Brignac	934	48.09%	<div><div></div></div>	199	687	48	0	0
Total Votes Cast	1,942	100.00%	<div><div></div></div>	456	1,408	76	2	0
Overvotes	0			0	0	0	0	0
Undervotes	90			28	58	4	0	0
Contest Totals	2,032			484	1,466	80	2	0

PCT 028

County Commissioner, Precinct 4

Vote For 1

	TOTAL	VOTE %		Election Day	Early Voting	Ballot By Mail	Provision al Ballots	Limited Ballots
REP Duncan Webb	1,009	52.06%	<div><div></div></div>	258	721	28	2	0
DEM Jeffrey Williams	929	47.94%	<div><div></div></div>	198	683	48	0	0
Total Votes Cast	1,938	100.00%	<div><div></div></div>	456	1,404	76	2	0
Overvotes	0			0	0	0	0	0
Undervotes	94			28	62	4	0	0
Contest Totals	2,032			484	1,466	80	2	0

Justice of the Peace, Precinct 4

Vote For 1

	TOTAL	VOTE %		Election Day	Early Voting	Ballot By Mail	Provision al Ballots	Limited Ballots
REP Vincent Venegoni	984	50.98%	<div><div></div></div>	251	703	28	2	0
DEM Adam Kern	946	49.02%	<div><div></div></div>	203	695	48	0	0
Total Votes Cast	1,930	100.00%	<div><div></div></div>	454	1,398	76	2	0
Overvotes	0			0	0	0	0	0
Undervotes	102			30	68	4	0	0
Contest Totals	2,032			484	1,466	80	2	0

PCT 029

U. S. Representative, District 4

Vote For 1

	TOTAL	VOTE %		Election Day	Early Voting	Ballot By Mail	Provisional Ballots	Limited Ballots
REP Pat Fallon	1,555	70.23%	<div><div></div></div>	530	1,011	12	2	0
DEM Iro Omere	613	27.69%	<div><div></div></div>	174	432	7	0	0
LIB John Simmons	46	2.08%	<div><div></div></div>	13	32	1	0	0
Total Votes Cast	2,214	100.00%	<div><div></div></div>	717	1,475	20	2	0
Overvotes	0			0	0	0	0	0
Undervotes	22			9	13	0	0	0
Contest Totals	2,236			726	1,488	20	2	0

Governor

Vote For 1

	TOTAL	VOTE %		Election Day	Early Voting	Ballot By Mail	Provisional Ballots	Limited Ballots
REP Greg Abbott	1,539	68.86%	<div><div></div></div>	525	999	13	2	0
DEM Beto O'Rourke	672	30.07%	<div><div></div></div>	193	472	7	0	0
LIB Mark Tippetts	21	0.94%	<div><div></div></div>	6	15	0	0	0
GRN Delilah Barrios	1	0.04%	<div><div></div></div>	0	1	0	0	0
Write-In Totals	2	0.09%	<div><div></div></div>	2	0	0	0	0
Total Votes Cast	2,235	100.00%	<div><div></div></div>	726	1,487	20	2	0
Overvotes	0			0	0	0	0	0
Undervotes	1			0	1	0	0	0
Contest Totals	2,236			726	1,488	20	2	0

Lieutenant Governor

Vote For 1

	TOTAL	VOTE %		Election Day	Early Voting	Ballot By Mail	Provisional Ballots	Limited Ballots
REP Dan Patrick	1,494	67.30%	<div><div></div></div>	517	963	12	2	0
DEM Mike Collier	683	30.77%	<div><div></div></div>	196	480	7	0	0
LIB Shanna Steele	43	1.94%	<div><div></div></div>	8	34	1	0	0
Total Votes Cast	2,220	100.00%	<div><div></div></div>	721	1,477	20	2	0
Overvotes	0			0	0	0	0	0
Undervotes	16			5	11	0	0	0
Contest Totals	2,236			726	1,488	20	2	0

Attorney General

Vote For 1

	TOTAL	VOTE %		Election Day	Early Voting	Ballot By Mail	Provisional Ballots	Limited Ballots
REP Ken Paxton	1,494	67.48%	<div><div></div></div>	524	957	11	2	0
DEM Rochelle Mercedes Garza	668	30.17%	<div><div></div></div>	185	475	8	0	0
LIB Mark Ash	52	2.35%	<div><div></div></div>	11	40	1	0	0
Total Votes Cast	2,214	100.00%	<div><div></div></div>	720	1,472	20	2	0
Overvotes	0			0	0	0	0	0
Undervotes	22			6	16	0	0	0
Contest Totals	2,236			726	1,488	20	2	0

PCT 029

Comptroller of Public Accounts

Vote For 1

	TOTAL	VOTE %		Election Day	Early Voting	Ballot By Mail	Provisional Ballots	Limited Ballots
REP Glenn Hegar	1,564	71.22%	<div><div></div></div>	534	1,016	12	2	0
DEM Janet T. Dudding	587	26.73%	<div><div></div></div>	162	418	7	0	0
LIB V. Alonzo Echevarria-Garza	45	2.05%	<div><div></div></div>	12	32	1	0	0
Total Votes Cast	2,196	100.00%	<div><div></div></div>	708	1,466	20	2	0
Overvotes	0			0	0	0	0	0
Undervotes	40			18	22	0	0	0
Contest Totals	2,236			726	1,488	20	2	0

Commissioner of the General Land Office

Vote For 1

	TOTAL	VOTE %		Election Day	Early Voting	Ballot By Mail	Provisional Ballots	Limited Ballots
REP Dawn Buckingham	1,566	71.41%	<div><div></div></div>	532	1,019	13	2	0
DEM Jay Kleberg	613	27.95%	<div><div></div></div>	172	434	7	0	0
GRN Alfred Molison, Jr	13	0.59%	<div><div></div></div>	5	8	0	0	0
Write-In Totals	1	0.05%	<div><div></div></div>	1	0	0	0	0
Total Votes Cast	2,193	100.00%	<div><div></div></div>	710	1,461	20	2	0
Overvotes	0			0	0	0	0	0
Undervotes	43			16	27	0	0	0
Contest Totals	2,236			726	1,488	20	2	0

Commissioner of Agriculture

Vote For 1

	TOTAL	VOTE %		Election Day	Early Voting	Ballot By Mail	Provisional Ballots	Limited Ballots
REP Sid Miller	1,562	71.42%	<div><div></div></div>	527	1,020	13	2	0
DEM Susan Hays	625	28.58%	<div><div></div></div>	183	435	7	0	0
Total Votes Cast	2,187	100.00%	<div><div></div></div>	710	1,455	20	2	0
Overvotes	0			0	0	0	0	0
Undervotes	49			16	33	0	0	0
Contest Totals	2,236			726	1,488	20	2	0

Railroad Commissioner

Vote For 1

	TOTAL	VOTE %		Election Day	Early Voting	Ballot By Mail	Provisional Ballots	Limited Ballots
REP Wayne Christian	1,532	69.92%	<div><div></div></div>	523	995	12	2	0
DEM Luke Warford	608	27.75%	<div><div></div></div>	171	430	7	0	0
LIB Jaime Andres Diez	42	1.92%	<div><div></div></div>	11	30	1	0	0
GRN Hunter Wayne Crow	9	0.41%	<div><div></div></div>	4	5	0	0	0
Total Votes Cast	2,191	100.00%	<div><div></div></div>	709	1,460	20	2	0
Overvotes	0			0	0	0	0	0
Undervotes	45			17	28	0	0	0
Contest Totals	2,236			726	1,488	20	2	0

PCT 029

Justice, Supreme Court, Place 3

Vote For 1

	TOTAL	VOTE %		Election Day	Early Voting	Ballot By Mail	Provisional Ballots	Limited Ballots
REP Debra Lehrmann	1,529	69.72%	<div><div></div></div>	523	992	12	2	0
DEM Erin A. Nowell	621	28.32%	<div><div></div></div>	177	437	7	0	0
LIB Thomas Edward Oxford	43	1.96%	<div><div></div></div>	11	31	1	0	0
Total Votes Cast	2,193	100.00%	<div><div></div></div>	711	1,460	20	2	0
Overvotes	0			0	0	0	0	0
Undervotes	43			15	28	0	0	0
Contest Totals	2,236			726	1,488	20	2	0

Justice, Supreme Court, Place 5

Vote For 1

	TOTAL	VOTE %		Election Day	Early Voting	Ballot By Mail	Provisional Ballots	Limited Ballots
REP Rebeca Huddle	1,560	71.33%	<div><div></div></div>	539	1,007	12	2	0
DEM Amanda Reichel	627	28.67%	<div><div></div></div>	171	449	7	0	0
Total Votes Cast	2,187	100.00%	<div><div></div></div>	710	1,456	19	2	0
Overvotes	0			0	0	0	0	0
Undervotes	49			16	32	1	0	0
Contest Totals	2,236			726	1,488	20	2	0

Justice, Supreme Court, Place 9

Vote For 1

	TOTAL	VOTE %		Election Day	Early Voting	Ballot By Mail	Provisional Ballots	Limited Ballots
REP Evan Young	1,548	70.81%	<div><div></div></div>	526	1,008	12	2	0
DEM Julia Maldonado	638	29.19%	<div><div></div></div>	185	446	7	0	0
Total Votes Cast	2,186	100.00%	<div><div></div></div>	711	1,454	19	2	0
Overvotes	0			0	0	0	0	0
Undervotes	50			15	34	1	0	0
Contest Totals	2,236			726	1,488	20	2	0

Judge, Court of Criminal Appeals, Place 5

Vote For 1

	TOTAL	VOTE %		Election Day	Early Voting	Ballot By Mail	Provisional Ballots	Limited Ballots
REP Scott Walker	1,546	70.95%	<div><div></div></div>	528	1,002	14	2	0
DEM Dana Huffman	633	29.05%	<div><div></div></div>	181	446	6	0	0
Total Votes Cast	2,179	100.00%	<div><div></div></div>	709	1,448	20	2	0
Overvotes	0			0	0	0	0	0
Undervotes	57			17	40	0	0	0
Contest Totals	2,236			726	1,488	20	2	0

PCT 029

Judge, Court of Criminal Appeals, Place 6

Vote For 1

	TOTAL	VOTE %		Election Day	Early Voting	Ballot By Mail	Provisional Ballots	Limited Ballots
REP Jesse F. McClure, III	1,550	71.49%	<div><div></div></div>	530	1,005	13	2	0
DEM Robert Johnson	618	28.51%	<div><div></div></div>	176	435	7	0	0
Total Votes Cast	2,168	100.00%	<div><div></div></div>	706	1,440	20	2	0
Overvotes	0			0	0	0	0	0
Undervotes	68			20	48	0	0	0
Contest Totals	2,236			726	1,488	20	2	0

Member, State Board of Education, District 12 CCD

Vote For 1

	TOTAL	VOTE %		Election Day	Early Voting	Ballot By Mail	Provisional Ballots	Limited Ballots
REP Pam Little	1,509	68.97%	<div><div></div></div>	516	979	12	2	0
DEM Alex Cornwallis	616	28.15%	<div><div></div></div>	180	430	6	0	0
LIB Christy Mowrey	63	2.88%	<div><div></div></div>	14	47	2	0	0
Write-In Totals	0	0.00%	<div><div></div></div>	0	0	0	0	0
Total Votes Cast	2,188	100.00%	<div><div></div></div>	710	1,456	20	2	0
Overvotes	0			0	0	0	0	0
Undervotes	48			16	32	0	0	0
Contest Totals	2,236			726	1,488	20	2	0

State Senator, District 8

Vote For 1

	TOTAL	VOTE %		Election Day	Early Voting	Ballot By Mail	Provisional Ballots	Limited Ballots
REP Angela Paxton	1,493	68.30%	<div><div></div></div>	515	964	12	2	0
DEM Jonathan Cocks	648	29.64%	<div><div></div></div>	183	458	7	0	0
LIB Edward Kless	45	2.06%	<div><div></div></div>	14	30	1	0	0
Total Votes Cast	2,186	100.00%	<div><div></div></div>	712	1,452	20	2	0
Overvotes	0			0	0	0	0	0
Undervotes	50			14	36	0	0	0
Contest Totals	2,236			726	1,488	20	2	0

State Representative, District 66

Vote For 1

	TOTAL	VOTE %		Election Day	Early Voting	Ballot By Mail	Provisional Ballots	Limited Ballots
REP Matt Shaheen	1,555	71.53%	<div><div></div></div>	536	1,004	13	2	0
DEM Jesse Ringness	619	28.47%	<div><div></div></div>	171	441	7	0	0
Total Votes Cast	2,174	100.00%	<div><div></div></div>	707	1,445	20	2	0
Overvotes	0			0	0	0	0	0
Undervotes	62			19	43	0	0	0
Contest Totals	2,236			726	1,488	20	2	0

PCT 029

Justice, 5th Court of Appeals District, Place 4

Vote For 1

	TOTAL	VOTE %		Election Day	Early Voting	Ballot By Mail	Provisional Ballots	Limited Ballots
REP Emily A. Miskel	1,556	71.77%	<div><div></div></div>	532	1,009	13	2	0
DEM Maricela Moore	612	28.23%	<div><div></div></div>	170	435	7	0	0
Total Votes Cast	2,168	100.00%	<div><div></div></div>	702	1,444	20	2	0
Overvotes	0			0	0	0	0	0
Undervotes	68			24	44	0	0	0
Contest Totals	2,236			726	1,488	20	2	0

Justice, 5th Court of Appeals District, Place 7

Vote For 1

	TOTAL	VOTE %		Election Day	Early Voting	Ballot By Mail	Provisional Ballots	Limited Ballots
REP Kristina Williams	1,551	71.57%	<div><div></div></div>	526	1,010	13	2	0
DEM Nancy Kennedy	616	28.43%	<div><div></div></div>	177	432	7	0	0
Total Votes Cast	2,167	100.00%	<div><div></div></div>	703	1,442	20	2	0
Overvotes	0			0	0	0	0	0
Undervotes	69			23	46	0	0	0
Contest Totals	2,236			726	1,488	20	2	0

County Judge CCD

Vote For 1

	TOTAL	VOTE %		Election Day	Early Voting	Ballot By Mail	Provisional Ballots	Limited Ballots
REP Chris Hill	1,553	71.21%	<div><div></div></div>	525	1,013	13	2	0
DEM Joshua Murray	628	28.79%	<div><div></div></div>	183	438	7	0	0
Total Votes Cast	2,181	100.00%	<div><div></div></div>	708	1,451	20	2	0
Overvotes	0			0	0	0	0	0
Undervotes	55			18	37	0	0	0
Contest Totals	2,236			726	1,488	20	2	0

District Clerk CCD

Vote For 1

	TOTAL	VOTE %		Election Day	Early Voting	Ballot By Mail	Provisional Ballots	Limited Ballots
REP Mike Gould	1,563	72.03%	<div><div></div></div>	531	1,017	13	2	0
DEM David Brignac	607	27.97%	<div><div></div></div>	170	430	7	0	0
Total Votes Cast	2,170	100.00%	<div><div></div></div>	701	1,447	20	2	0
Overvotes	0			0	0	0	0	0
Undervotes	66			25	41	0	0	0
Contest Totals	2,236			726	1,488	20	2	0

PCT 029

Justice of the Peace, Precinct 4

Vote For 1

	TOTAL	VOTE %		Election Day	Early Voting	Ballot By Mail	Provision al Ballots	Limited Ballots
REP Vincent Venegoni	1,553	71.53%	<div><div></div></div>	529	1,009	13	2	0
DEM Adam Kern	618	28.47%	<div><div></div></div>	179	432	7	0	0
Total Votes Cast	2,171	100.00%	<div><div></div></div>	708	1,441	20	2	0
Overvotes	0			0	0	0	0	0
Undervotes	65			18	47	0	0	0
Contest Totals	2,236			726	1,488	20	2	0

PCT 030

U. S. Representative, District 4

Vote For 1

	TOTAL	VOTE %		Election Day	Early Voting	Ballot By Mail	Provisional Ballots	Limited Ballots
REP Pat Fallon	1,499	58.74%	<div><div></div></div>	442	1,039	18	0	0
DEM Iro Omere	956	37.46%	<div><div></div></div>	215	708	31	2	0
LIB John Simmons	97	3.80%	<div><div></div></div>	43	54	0	0	0
Total Votes Cast	2,552	100.00%	<div><div></div></div>	700	1,801	49	2	0
Overvotes	0			0	0	0	0	0
Undervotes	45			17	27	1	0	0
Contest Totals	2,597			717	1,828	50	2	0

Governor

Vote For 1

	TOTAL	VOTE %		Election Day	Early Voting	Ballot By Mail	Provisional Ballots	Limited Ballots
REP Greg Abbott	1,496	57.85%	<div><div></div></div>	440	1,037	19	0	0
DEM Beto O'Rourke	1,037	40.10%	<div><div></div></div>	250	754	31	2	0
LIB Mark Tippetts	39	1.51%	<div><div></div></div>	19	20	0	0	0
GRN Delilah Barrios	8	0.31%	<div><div></div></div>	4	4	0	0	0
Write-In Totals	6	0.23%	<div><div></div></div>	0	6	0	0	0
Total Votes Cast	2,586	100.00%	<div><div></div></div>	713	1,821	50	2	0
Overvotes	0			0	0	0	0	0
Undervotes	11			4	7	0	0	0
Contest Totals	2,597			717	1,828	50	2	0

Lieutenant Governor

Vote For 1

	TOTAL	VOTE %		Election Day	Early Voting	Ballot By Mail	Provisional Ballots	Limited Ballots
REP Dan Patrick	1,444	56.43%	<div><div></div></div>	420	1,005	19	0	0
DEM Mike Collier	1,030	40.25%	<div><div></div></div>	250	748	30	2	0
LIB Shanna Steele	85	3.32%	<div><div></div></div>	32	53	0	0	0
Total Votes Cast	2,559	100.00%	<div><div></div></div>	702	1,806	49	2	0
Overvotes	0			0	0	0	0	0
Undervotes	38			15	22	1	0	0
Contest Totals	2,597			717	1,828	50	2	0

Attorney General

Vote For 1

	TOTAL	VOTE %		Election Day	Early Voting	Ballot By Mail	Provisional Ballots	Limited Ballots
REP Ken Paxton	1,414	55.47%	<div><div></div></div>	418	978	18	0	0
DEM Rochelle Mercedes Garza	1,029	40.37%	<div><div></div></div>	242	755	30	2	0
LIB Mark Ash	106	4.16%	<div><div></div></div>	40	66	0	0	0
Total Votes Cast	2,549	100.00%	<div><div></div></div>	700	1,799	48	2	0
Overvotes	0			0	0	0	0	0
Undervotes	48			17	29	2	0	0
Contest Totals	2,597			717	1,828	50	2	0

PCT 030

Comptroller of Public Accounts

Vote For 1

	TOTAL	VOTE %		Election Day	Early Voting	Ballot By Mail	Provisional Ballots	Limited Ballots
REP Glenn Hegar	1,537	60.46%	<div><div></div></div>	446	1,073	18	0	0
DEM Janet T. Dudding	927	36.47%	<div><div></div></div>	213	682	30	2	0
LIB V. Alonzo Echevarria-Garza	78	3.07%	<div><div></div></div>	30	48	0	0	0
Total Votes Cast	2,542	100.00%	<div><div></div></div>	689	1,803	48	2	0
Overvotes	0			0	0	0	0	0
Undervotes	55			28	25	2	0	0
Contest Totals	2,597			717	1,828	50	2	0

Commissioner of the General Land Office

Vote For 1

	TOTAL	VOTE %		Election Day	Early Voting	Ballot By Mail	Provisional Ballots	Limited Ballots
REP Dawn Buckingham	1,538	60.89%	<div><div></div></div>	446	1,074	18	0	0
DEM Jay Kleberg	954	37.77%	<div><div></div></div>	225	697	30	2	0
GRN Alfred Molison, Jr	32	1.27%	<div><div></div></div>	15	17	0	0	0
Write-In Totals	2	0.08%	<div><div></div></div>	1	1	0	0	0
Total Votes Cast	2,526	100.00%	<div><div></div></div>	687	1,789	48	2	0
Overvotes	0			0	0	0	0	0
Undervotes	71			30	39	2	0	0
Contest Totals	2,597			717	1,828	50	2	0

Commissioner of Agriculture

Vote For 1

	TOTAL	VOTE %		Election Day	Early Voting	Ballot By Mail	Provisional Ballots	Limited Ballots
REP Sid Miller	1,524	60.45%	<div><div></div></div>	439	1,067	18	0	0
DEM Susan Hays	997	39.55%	<div><div></div></div>	242	723	30	2	0
Total Votes Cast	2,521	100.00%	<div><div></div></div>	681	1,790	48	2	0
Overvotes	0			0	0	0	0	0
Undervotes	76			36	38	2	0	0
Contest Totals	2,597			717	1,828	50	2	0

Railroad Commissioner

Vote For 1

	TOTAL	VOTE %		Election Day	Early Voting	Ballot By Mail	Provisional Ballots	Limited Ballots
REP Wayne Christian	1,510	59.52%	<div><div></div></div>	437	1,054	19	0	0
DEM Luke Warford	914	36.03%	<div><div></div></div>	211	673	28	2	0
LIB Jaime Andres Diez	87	3.43%	<div><div></div></div>	32	55	0	0	0
GRN Hunter Wayne Crow	26	1.02%	<div><div></div></div>	11	14	1	0	0
Total Votes Cast	2,537	100.00%	<div><div></div></div>	691	1,796	48	2	0
Overvotes	0			0	0	0	0	0
Undervotes	60			26	32	2	0	0
Contest Totals	2,597			717	1,828	50	2	0

PCT 030

Justice, Supreme Court, Place 3

Vote For 1

	TOTAL	VOTE %		Election Day	Early Voting	Ballot By Mail	Provisional Ballots	Limited Ballots
REP Debra Lehrmann	1,513	59.83%	<div><div></div></div>	435	1,060	18	0	0
DEM Erin A. Nowell	952	37.64%	<div><div></div></div>	227	695	28	2	0
LIB Thomas Edward Oxford	64	2.53%	<div><div></div></div>	25	39	0	0	0
Total Votes Cast	2,529	100.00%	<div><div></div></div>	687	1,794	46	2	0
Overvotes	0			0	0	0	0	0
Undervotes	68			30	34	4	0	0
Contest Totals	2,597			717	1,828	50	2	0

Justice, Supreme Court, Place 5

Vote For 1

	TOTAL	VOTE %		Election Day	Early Voting	Ballot By Mail	Provisional Ballots	Limited Ballots
REP Rebeca Huddle	1,542	61.24%	<div><div></div></div>	446	1,077	19	0	0
DEM Amanda Reichel	976	38.76%	<div><div></div></div>	236	711	27	2	0
Total Votes Cast	2,518	100.00%	<div><div></div></div>	682	1,788	46	2	0
Overvotes	0			0	0	0	0	0
Undervotes	79			35	40	4	0	0
Contest Totals	2,597			717	1,828	50	2	0

Justice, Supreme Court, Place 9

Vote For 1

	TOTAL	VOTE %		Election Day	Early Voting	Ballot By Mail	Provisional Ballots	Limited Ballots
REP Evan Young	1,529	60.72%	<div><div></div></div>	445	1,067	17	0	0
DEM Julia Maldonado	989	39.28%	<div><div></div></div>	235	724	28	2	0
Total Votes Cast	2,518	100.00%	<div><div></div></div>	680	1,791	45	2	0
Overvotes	0			0	0	0	0	0
Undervotes	79			37	37	5	0	0
Contest Totals	2,597			717	1,828	50	2	0

Judge, Court of Criminal Appeals, Place 5

Vote For 1

	TOTAL	VOTE %		Election Day	Early Voting	Ballot By Mail	Provisional Ballots	Limited Ballots
REP Scott Walker	1,520	60.49%	<div><div></div></div>	442	1,060	18	0	0
DEM Dana Huffman	993	39.51%	<div><div></div></div>	233	728	30	2	0
Total Votes Cast	2,513	100.00%	<div><div></div></div>	675	1,788	48	2	0
Overvotes	0			0	0	0	0	0
Undervotes	84			42	40	2	0	0
Contest Totals	2,597			717	1,828	50	2	0

PCT 030

Judge, Court of Criminal Appeals, Place 6

Vote For 1

	TOTAL	VOTE %		Election Day	Early Voting	Ballot By Mail	Provisional Ballots	Limited Ballots
REP Jesse F. McClure, III	1,535	61.16%	<div><div></div></div>	443	1,074	18	0	0
DEM Robert Johnson	975	38.84%	<div><div></div></div>	233	711	29	2	0
Total Votes Cast	2,510	100.00%	<div><div></div></div>	676	1,785	47	2	0
Overvotes	0			0	0	0	0	0
Undervotes	87			41	43	3	0	0
Contest Totals	2,597			717	1,828	50	2	0

Member, State Board of Education, District 12 CCD

Vote For 1

	TOTAL	VOTE %		Election Day	Early Voting	Ballot By Mail	Provisional Ballots	Limited Ballots
REP Pam Little	1,486	58.78%	<div><div></div></div>	427	1,041	18	0	0
DEM Alex Cornwallis	934	36.95%	<div><div></div></div>	226	677	29	2	0
LIB Christy Mowrey	108	4.27%	<div><div></div></div>	32	75	1	0	0
Write-In Totals	0	0.00%	<div><div></div></div>	0	0	0	0	0
Total Votes Cast	2,528	100.00%	<div><div></div></div>	685	1,793	48	2	0
Overvotes	0			0	0	0	0	0
Undervotes	69			32	35	2	0	0
Contest Totals	2,597			717	1,828	50	2	0

State Representative, District 66

Vote For 1

	TOTAL	VOTE %		Election Day	Early Voting	Ballot By Mail	Provisional Ballots	Limited Ballots
REP Matt Shaheen	1,537	61.26%	<div><div></div></div>	447	1,072	18	0	0
DEM Jesse Ringness	972	38.74%	<div><div></div></div>	232	710	28	2	0
Total Votes Cast	2,509	100.00%	<div><div></div></div>	679	1,782	46	2	0
Overvotes	0			0	0	0	0	0
Undervotes	88			38	46	4	0	0
Contest Totals	2,597			717	1,828	50	2	0

Justice, 5th Court of Appeals District, Place 4

Vote For 1

	TOTAL	VOTE %		Election Day	Early Voting	Ballot By Mail	Provisional Ballots	Limited Ballots
REP Emily A. Miskel	1,528	61.12%	<div><div></div></div>	441	1,069	18	0	0
DEM Maricela Moore	972	38.88%	<div><div></div></div>	232	709	29	2	0
Total Votes Cast	2,500	100.00%	<div><div></div></div>	673	1,778	47	2	0
Overvotes	0			0	0	0	0	0
Undervotes	97			44	50	3	0	0
Contest Totals	2,597			717	1,828	50	2	0

PCT 030

Justice, 5th Court of Appeals District, Place 7

Vote For 1

	TOTAL	VOTE %		Election Day	Early Voting	Ballot By Mail	Provisional Ballots	Limited Ballots
REP Kristina Williams	1,517	60.58%	<div><div></div></div>	440	1,059	18	0	0
DEM Nancy Kennedy	987	39.42%	<div><div></div></div>	234	720	31	2	0
Total Votes Cast	2,504	100.00%	<div><div></div></div>	674	1,779	49	2	0
Overvotes	0			0	0	0	0	0
Undervotes	93			43	49	1	0	0
Contest Totals	2,597			717	1,828	50	2	0

County Judge CCD

Vote For 1

	TOTAL	VOTE %		Election Day	Early Voting	Ballot By Mail	Provisional Ballots	Limited Ballots
REP Chris Hill	1,542	60.97%	<div><div></div></div>	446	1,078	18	0	0
DEM Joshua Murray	987	39.03%	<div><div></div></div>	237	717	31	2	0
Total Votes Cast	2,529	100.00%	<div><div></div></div>	683	1,795	49	2	0
Overvotes	0			0	0	0	0	0
Undervotes	68			34	33	1	0	0
Contest Totals	2,597			717	1,828	50	2	0

District Clerk CCD

Vote For 1

	TOTAL	VOTE %		Election Day	Early Voting	Ballot By Mail	Provisional Ballots	Limited Ballots
REP Mike Gould	1,544	61.46%	<div><div></div></div>	452	1,074	18	0	0
DEM David Brignac	968	38.54%	<div><div></div></div>	227	709	30	2	0
Total Votes Cast	2,512	100.00%	<div><div></div></div>	679	1,783	48	2	0
Overvotes	0			0	0	0	0	0
Undervotes	85			38	45	2	0	0
Contest Totals	2,597			717	1,828	50	2	0

Justice of the Peace, Precinct 4

Vote For 1

	TOTAL	VOTE %		Election Day	Early Voting	Ballot By Mail	Provisional Ballots	Limited Ballots
REP Vincent Venegoni	1,531	61.12%	<div><div></div></div>	443	1,070	18	0	0
DEM Adam Kern	974	38.88%	<div><div></div></div>	233	708	31	2	0
Total Votes Cast	2,505	100.00%	<div><div></div></div>	676	1,778	49	2	0
Overvotes	0			0	0	0	0	0
Undervotes	92			41	50	1	0	0
Contest Totals	2,597			717	1,828	50	2	0

PCT 031

U. S. Representative District 3

Vote For 1

	TOTAL	VOTE %		Election Day	Early Voting	Ballot By Mail	Provisional Ballots	Limited Ballots
REP Keith Self	745	55.68%	<div><div></div></div>	137	567	41	0	0
DEM Sandeep Srivastava	556	41.55%	<div><div></div></div>	86	443	27	0	0
LIB Christopher Claytor	37	2.77%	<div><div></div></div>	14	22	1	0	0
Total Votes Cast	1,338	100.00%	<div><div></div></div>	237	1,032	69	0	0
Overvotes	0			0	0	0	0	0
Undervotes	27			7	16	4	0	0
Contest Totals	1,365			244	1,048	73	0	0

Governor

Vote For 1

	TOTAL	VOTE %		Election Day	Early Voting	Ballot By Mail	Provisional Ballots	Limited Ballots
REP Greg Abbott	721	53.17%	<div><div></div></div>	136	551	34	0	0
DEM Beto O'Rourke	611	45.06%	<div><div></div></div>	100	476	35	0	0
LIB Mark Tippetts	21	1.55%	<div><div></div></div>	6	14	1	0	0
GRN Delilah Barrios	2	0.15%	<div><div></div></div>	0	1	1	0	0
Write-In Totals	1	0.07%	<div><div></div></div>	0	1	0	0	0
Total Votes Cast	1,356	100.00%	<div><div></div></div>	242	1,043	71	0	0
Overvotes	0			0	0	0	0	0
Undervotes	9			2	5	2	0	0
Contest Totals	1,365			244	1,048	73	0	0

Lieutenant Governor

Vote For 1

	TOTAL	VOTE %		Election Day	Early Voting	Ballot By Mail	Provisional Ballots	Limited Ballots
REP Dan Patrick	691	51.19%	<div><div></div></div>	128	529	34	0	0
DEM Mike Collier	628	46.52%	<div><div></div></div>	101	489	38	0	0
LIB Shanna Steele	31	2.30%	<div><div></div></div>	10	20	1	0	0
Total Votes Cast	1,350	100.00%	<div><div></div></div>	239	1,038	73	0	0
Overvotes	0			0	0	0	0	0
Undervotes	15			5	10	0	0	0
Contest Totals	1,365			244	1,048	73	0	0

Attorney General

Vote For 1

	TOTAL	VOTE %		Election Day	Early Voting	Ballot By Mail	Provisional Ballots	Limited Ballots
REP Ken Paxton	675	50.22%	<div><div></div></div>	127	519	29	0	0
DEM Rochelle Mercedes Garza	620	46.13%	<div><div></div></div>	100	481	39	0	0
LIB Mark Ash	49	3.65%	<div><div></div></div>	10	36	3	0	0
Total Votes Cast	1,344	100.00%	<div><div></div></div>	237	1,036	71	0	0
Overvotes	0			0	0	0	0	0
Undervotes	21			7	12	2	0	0
Contest Totals	1,365			244	1,048	73	0	0

PCT 031

Comptroller of Public Accounts

Vote For 1

	TOTAL	VOTE %		Election Day	Early Voting	Ballot By Mail	Provisional Ballots	Limited Ballots
REP Glenn Hegar	770	57.46%	<div><div></div></div>	146	582	42	0	0
DEM Janet T. Dudding	548	40.90%	<div><div></div></div>	83	437	28	0	0
LIB V. Alonzo Echevarria-Garza	22	1.64%	<div><div></div></div>	5	16	1	0	0
Total Votes Cast	1,340	100.00%	<div><div></div></div>	234	1,035	71	0	0
Overvotes	0			0	0	0	0	0
Undervotes	25			10	13	2	0	0
Contest Totals	1,365			244	1,048	73	0	0

Commissioner of the General Land Office

Vote For 1

	TOTAL	VOTE %		Election Day	Early Voting	Ballot By Mail	Provisional Ballots	Limited Ballots
REP Dawn Buckingham	750	56.14%	<div><div></div></div>	147	566	37	0	0
DEM Jay Kleberg	564	42.22%	<div><div></div></div>	85	447	32	0	0
GRN Alfred Molison, Jr	22	1.65%	<div><div></div></div>	2	18	2	0	0
Write-In Totals	0	0.00%	<div><div></div></div>	0	0	0	0	0
Total Votes Cast	1,336	100.00%	<div><div></div></div>	234	1,031	71	0	0
Overvotes	0			0	0	0	0	0
Undervotes	29			10	17	2	0	0
Contest Totals	1,365			244	1,048	73	0	0

Commissioner of Agriculture

Vote For 1

	TOTAL	VOTE %		Election Day	Early Voting	Ballot By Mail	Provisional Ballots	Limited Ballots
REP Sid Miller	750	56.14%	<div><div></div></div>	144	569	37	0	0
DEM Susan Hays	586	43.86%	<div><div></div></div>	90	463	33	0	0
Total Votes Cast	1,336	100.00%	<div><div></div></div>	234	1,032	70	0	0
Overvotes	0			0	0	0	0	0
Undervotes	29			10	16	3	0	0
Contest Totals	1,365			244	1,048	73	0	0

Railroad Commissioner

Vote For 1

	TOTAL	VOTE %		Election Day	Early Voting	Ballot By Mail	Provisional Ballots	Limited Ballots
REP Wayne Christian	734	54.94%	<div><div></div></div>	151	548	35	0	0
DEM Luke Warford	563	42.14%	<div><div></div></div>	75	454	34	0	0
LIB Jaime Andres Diez	25	1.87%	<div><div></div></div>	7	18	0	0	0
GRN Hunter Wayne Crow	14	1.05%	<div><div></div></div>	2	10	2	0	0
Total Votes Cast	1,336	100.00%	<div><div></div></div>	235	1,030	71	0	0
Overvotes	0			0	0	0	0	0
Undervotes	29			9	18	2	0	0
Contest Totals	1,365			244	1,048	73	0	0

PCT 031

Justice, Supreme Court, Place 3

Vote For 1

	TOTAL	VOTE %		Election Day	Early Voting	Ballot By Mail	Provisional Ballots	Limited Ballots
REP Debra Lehrmann	752	56.20%	<div><div></div></div>	144	570	38	0	0
DEM Erin A. Nowell	563	42.08%	<div><div></div></div>	87	445	31	0	0
LIB Thomas Edward Oxford	23	1.72%	<div><div></div></div>	5	17	1	0	0
Total Votes Cast	1,338	100.00%	<div><div></div></div>	236	1,032	70	0	0
Overvotes	0			0	0	0	0	0
Undervotes	27			8	16	3	0	0
Contest Totals	1,365			244	1,048	73	0	0

Justice, Supreme Court, Place 5

Vote For 1

	TOTAL	VOTE %		Election Day	Early Voting	Ballot By Mail	Provisional Ballots	Limited Ballots
REP Rebeca Huddle	769	57.60%	<div><div></div></div>	147	582	40	0	0
DEM Amanda Reichel	566	42.40%	<div><div></div></div>	90	446	30	0	0
Total Votes Cast	1,335	100.00%	<div><div></div></div>	237	1,028	70	0	0
Overvotes	0			0	0	0	0	0
Undervotes	30			7	20	3	0	0
Contest Totals	1,365			244	1,048	73	0	0

Justice, Supreme Court, Place 9

Vote For 1

	TOTAL	VOTE %		Election Day	Early Voting	Ballot By Mail	Provisional Ballots	Limited Ballots
REP Evan Young	759	56.85%	<div><div></div></div>	144	574	41	0	0
DEM Julia Maldonado	576	43.15%	<div><div></div></div>	93	453	30	0	0
Total Votes Cast	1,335	100.00%	<div><div></div></div>	237	1,027	71	0	0
Overvotes	0			0	0	0	0	0
Undervotes	30			7	21	2	0	0
Contest Totals	1,365			244	1,048	73	0	0

Judge, Court of Criminal Appeals, Place 5

Vote For 1

	TOTAL	VOTE %		Election Day	Early Voting	Ballot By Mail	Provisional Ballots	Limited Ballots
REP Scott Walker	758	57.25%	<div><div></div></div>	146	571	41	0	0
DEM Dana Huffman	566	42.75%	<div><div></div></div>	89	451	26	0	0
Total Votes Cast	1,324	100.00%	<div><div></div></div>	235	1,022	67	0	0
Overvotes	0			0	0	0	0	0
Undervotes	41			9	26	6	0	0
Contest Totals	1,365			244	1,048	73	0	0

PCT 031

Judge, Court of Criminal Appeals, Place 6

Vote For 1

	TOTAL	VOTE %		Election Day	Early Voting	Ballot By Mail	Provisional Ballots	Limited Ballots
REP Jesse F. McClure, III	757	57.22%	<div><div></div></div>	146	571	40	0	0
DEM Robert Johnson	566	42.78%	<div><div></div></div>	88	450	28	0	0
Total Votes Cast	1,323	100.00%	<div><div></div></div>	234	1,021	68	0	0
Overvotes	0			0	0	0	0	0
Undervotes	42			10	27	5	0	0
Contest Totals	1,365			244	1,048	73	0	0

Member, State Board of Education, District 12 CCD

Vote For 1

	TOTAL	VOTE %		Election Day	Early Voting	Ballot By Mail	Provisional Ballots	Limited Ballots
REP Pam Little	744	55.94%	<div><div></div></div>	142	564	38	0	0
DEM Alex Cornwallis	547	41.13%	<div><div></div></div>	86	430	31	0	0
LIB Christy Mowrey	39	2.93%	<div><div></div></div>	9	29	1	0	0
Write-In Totals	0	0.00%	<div><div></div></div>	0	0	0	0	0
Total Votes Cast	1,330	100.00%	<div><div></div></div>	237	1,023	70	0	0
Overvotes	0			0	0	0	0	0
Undervotes	35			7	25	3	0	0
Contest Totals	1,365			244	1,048	73	0	0

State Senator, District 8

Vote For 1

	TOTAL	VOTE %		Election Day	Early Voting	Ballot By Mail	Provisional Ballots	Limited Ballots
REP Angela Paxton	689	52.00%	<div><div></div></div>	129	530	30	0	0
DEM Jonathan Cocks	596	44.98%	<div><div></div></div>	93	466	37	0	0
LIB Edward Kless	40	3.02%	<div><div></div></div>	9	30	1	0	0
Total Votes Cast	1,325	100.00%	<div><div></div></div>	231	1,026	68	0	0
Overvotes	0			0	0	0	0	0
Undervotes	40			13	22	5	0	0
Contest Totals	1,365			244	1,048	73	0	0

State Representative, District 70

Vote For 1

	TOTAL	VOTE %		Election Day	Early Voting	Ballot By Mail	Provisional Ballots	Limited Ballots
REP Jamee Jolly	756	56.88%	<div><div></div></div>	139	576	41	0	0
DEM Mihaela Elizabeth Plesa	573	43.12%	<div><div></div></div>	94	450	29	0	0
Total Votes Cast	1,329	100.00%	<div><div></div></div>	233	1,026	70	0	0
Overvotes	0			0	0	0	0	0
Undervotes	36			11	22	3	0	0
Contest Totals	1,365			244	1,048	73	0	0

PCT 031

Justice, 5th Court of Appeals District, Place 4

Vote For 1

	TOTAL	VOTE %		Election Day	Early Voting	Ballot By Mail	Provisional Ballots	Limited Ballots
REP Emily A. Miskel	758	57.34%	<div><div></div></div>	147	574	37	0	0
DEM Maricela Moore	564	42.66%	<div><div></div></div>	88	446	30	0	0
Total Votes Cast	1,322	100.00%	<div><div></div></div>	235	1,020	67	0	0
Overvotes	0			0	0	0	0	0
Undervotes	43			9	28	6	0	0
Contest Totals	1,365			244	1,048	73	0	0

Justice, 5th Court of Appeals District, Place 7

Vote For 1

	TOTAL	VOTE %		Election Day	Early Voting	Ballot By Mail	Provisional Ballots	Limited Ballots
REP Kristina Williams	747	56.63%	<div><div></div></div>	142	569	36	0	0
DEM Nancy Kennedy	572	43.37%	<div><div></div></div>	92	449	31	0	0
Total Votes Cast	1,319	100.00%	<div><div></div></div>	234	1,018	67	0	0
Overvotes	0			0	0	0	0	0
Undervotes	46			10	30	6	0	0
Contest Totals	1,365			244	1,048	73	0	0

County Judge CCD

Vote For 1

	TOTAL	VOTE %		Election Day	Early Voting	Ballot By Mail	Provisional Ballots	Limited Ballots
REP Chris Hill	763	57.45%	<div><div></div></div>	150	576	37	0	0
DEM Joshua Murray	565	42.55%	<div><div></div></div>	85	449	31	0	0
Total Votes Cast	1,328	100.00%	<div><div></div></div>	235	1,025	68	0	0
Overvotes	0			0	0	0	0	0
Undervotes	37			9	23	5	0	0
Contest Totals	1,365			244	1,048	73	0	0

District Clerk CCD

Vote For 1

	TOTAL	VOTE %		Election Day	Early Voting	Ballot By Mail	Provisional Ballots	Limited Ballots
REP Mike Gould	767	58.11%	<div><div></div></div>	150	580	37	0	0
DEM David Brignac	553	41.89%	<div><div></div></div>	86	437	30	0	0
Total Votes Cast	1,320	100.00%	<div><div></div></div>	236	1,017	67	0	0
Overvotes	0			0	0	0	0	0
Undervotes	45			8	31	6	0	0
Contest Totals	1,365			244	1,048	73	0	0

PCT 031

County Commissioner, Precinct 4

Vote For 1

	TOTAL	VOTE %		Election Day	Early Voting	Ballot By Mail	Provision al Ballots	Limited Ballots
REP Duncan Webb	771	58.19%	<div><div></div></div>	147	585	39	0	0
DEM Jeffrey Williams	554	41.81%	<div><div></div></div>	86	442	26	0	0
Total Votes Cast	1,325	100.00%	<div><div></div></div>	233	1,027	65	0	0
Overvotes	0			0	0	0	0	0
Undervotes	40			11	21	8	0	0
Contest Totals	1,365			244	1,048	73	0	0

Justice of the Peace, Precinct 3

Vote For 1

	TOTAL	VOTE %		Election Day	Early Voting	Ballot By Mail	Provision al Ballots	Limited Ballots
REP Mike Missildine	763	58.02%	<div><div></div></div>	146	577	40	0	0
DEM Irvin Lynn Barrett	552	41.98%	<div><div></div></div>	85	442	25	0	0
Total Votes Cast	1,315	100.00%	<div><div></div></div>	231	1,019	65	0	0
Overvotes	0			0	0	0	0	0
Undervotes	50			13	29	8	0	0
Contest Totals	1,365			244	1,048	73	0	0

PCT 032

U. S. Representative District 3

Vote For 1

	TOTAL	VOTE %		Election Day	Early Voting	Ballot By Mail	Provisional Ballots	Limited Ballots
REP Keith Self	834	55.01%	<div><div></div></div>	211	577	45	1	0
DEM Sandeep Srivastava	639	42.15%	<div><div></div></div>	139	466	34	0	0
LIB Christopher Claytor	43	2.84%	<div><div></div></div>	17	23	3	0	0
Total Votes Cast	1,516	100.00%	<div><div></div></div>	367	1,066	82	1	0
Overvotes	0			0	0	0	0	0
Undervotes	30			6	20	4	0	0
Contest Totals	1,546			373	1,086	86	1	0

Governor

Vote For 1

	TOTAL	VOTE %		Election Day	Early Voting	Ballot By Mail	Provisional Ballots	Limited Ballots
REP Greg Abbott	821	53.21%	<div><div></div></div>	204	571	45	1	0
DEM Beto O'Rourke	689	44.65%	<div><div></div></div>	157	493	39	0	0
LIB Mark Tippetts	29	1.88%	<div><div></div></div>	9	19	1	0	0
GRN Delilah Barrios	2	0.13%	<div><div></div></div>	1	1	0	0	0
Write-In Totals	2	0.13%	<div><div></div></div>	2	0	0	0	0
Total Votes Cast	1,543	100.00%	<div><div></div></div>	373	1,084	85	1	0
Overvotes	0			0	0	0	0	0
Undervotes	3			0	2	1	0	0
Contest Totals	1,546			373	1,086	86	1	0

Lieutenant Governor

Vote For 1

	TOTAL	VOTE %		Election Day	Early Voting	Ballot By Mail	Provisional Ballots	Limited Ballots
REP Dan Patrick	783	51.31%	<div><div></div></div>	196	543	43	1	0
DEM Mike Collier	703	46.07%	<div><div></div></div>	154	507	42	0	0
LIB Shanna Steele	40	2.62%	<div><div></div></div>	14	26	0	0	0
Total Votes Cast	1,526	100.00%	<div><div></div></div>	364	1,076	85	1	0
Overvotes	0			0	0	0	0	0
Undervotes	20			9	10	1	0	0
Contest Totals	1,546			373	1,086	86	1	0

Attorney General

Vote For 1

	TOTAL	VOTE %		Election Day	Early Voting	Ballot By Mail	Provisional Ballots	Limited Ballots
REP Ken Paxton	773	50.89%	<div><div></div></div>	200	529	43	1	0
DEM Rochelle Mercedes Garza	683	44.96%	<div><div></div></div>	144	498	41	0	0
LIB Mark Ash	63	4.15%	<div><div></div></div>	20	43	0	0	0
Total Votes Cast	1,519	100.00%	<div><div></div></div>	364	1,070	84	1	0
Overvotes	0			0	0	0	0	0
Undervotes	27			9	16	2	0	0
Contest Totals	1,546			373	1,086	86	1	0

PCT 032

Comptroller of Public Accounts

Vote For 1

	TOTAL	VOTE %		Election Day	Early Voting	Ballot By Mail	Provisional Ballots	Limited Ballots
REP Glenn Hegar	858	56.90%	<div><div></div></div>	222	588	47	1	0
DEM Janet T. Dudding	616	40.85%	<div><div></div></div>	126	453	37	0	0
LIB V. Alonzo Echevarria-Garza	34	2.25%	<div><div></div></div>	10	23	1	0	0
Total Votes Cast	1,508	100.00%	<div><div></div></div>	358	1,064	85	1	0
Overvotes	0			0	0	0	0	0
Undervotes	38			15	22	1	0	0
Contest Totals	1,546			373	1,086	86	1	0

Commissioner of the General Land Office

Vote For 1

	TOTAL	VOTE %		Election Day	Early Voting	Ballot By Mail	Provisional Ballots	Limited Ballots
REP Dawn Buckingham	852	56.69%	<div><div></div></div>	221	587	43	1	0
DEM Jay Kleberg	631	41.98%	<div><div></div></div>	131	460	40	0	0
GRN Alfred Molison, Jr	20	1.33%	<div><div></div></div>	6	13	1	0	0
Write-In Totals	0	0.00%	<div><div></div></div>	0	0	0	0	0
Total Votes Cast	1,503	100.00%	<div><div></div></div>	358	1,060	84	1	0
Overvotes	0			0	0	0	0	0
Undervotes	43			15	26	2	0	0
Contest Totals	1,546			373	1,086	86	1	0

Commissioner of Agriculture

Vote For 1

	TOTAL	VOTE %		Election Day	Early Voting	Ballot By Mail	Provisional Ballots	Limited Ballots
REP Sid Miller	842	56.13%	<div><div></div></div>	222	574	45	1	0
DEM Susan Hays	658	43.87%	<div><div></div></div>	135	484	39	0	0
Total Votes Cast	1,500	100.00%	<div><div></div></div>	357	1,058	84	1	0
Overvotes	0			0	0	0	0	0
Undervotes	46			16	28	2	0	0
Contest Totals	1,546			373	1,086	86	1	0

Railroad Commissioner

Vote For 1

	TOTAL	VOTE %		Election Day	Early Voting	Ballot By Mail	Provisional Ballots	Limited Ballots
REP Wayne Christian	843	56.28%	<div><div></div></div>	218	581	43	1	0
DEM Luke Warford	595	39.72%	<div><div></div></div>	118	441	36	0	0
LIB Jaime Andres Diez	50	3.34%	<div><div></div></div>	15	33	2	0	0
GRN Hunter Wayne Crow	10	0.67%	<div><div></div></div>	7	3	0	0	0
Total Votes Cast	1,498	100.00%	<div><div></div></div>	358	1,058	81	1	0
Overvotes	0			0	0	0	0	0
Undervotes	48			15	28	5	0	0
Contest Totals	1,546			373	1,086	86	1	0

PCT 032

Justice, Supreme Court, Place 3

Vote For 1

	TOTAL	VOTE %		Election Day	Early Voting	Ballot By Mail	Provisional Ballots	Limited Ballots
REP Debra Lehrmann	834	55.56%	<div><div></div></div>	206	580	47	1	0
DEM Erin A. Nowell	629	41.91%	<div><div></div></div>	138	458	33	0	0
LIB Thomas Edward Oxford	38	2.53%	<div><div></div></div>	13	23	2	0	0
Total Votes Cast	1,501	100.00%	<div><div></div></div>	357	1,061	82	1	0
Overvotes	0			0	0	0	0	0
Undervotes	45			16	25	4	0	0
Contest Totals	1,546			373	1,086	86	1	0

Justice, Supreme Court, Place 5

Vote For 1

	TOTAL	VOTE %		Election Day	Early Voting	Ballot By Mail	Provisional Ballots	Limited Ballots
REP Rebeca Huddle	851	57.04%	<div><div></div></div>	218	584	48	1	0
DEM Amanda Reichel	641	42.96%	<div><div></div></div>	137	470	34	0	0
Total Votes Cast	1,492	100.00%	<div><div></div></div>	355	1,054	82	1	0
Overvotes	0			0	0	0	0	0
Undervotes	54			18	32	4	0	0
Contest Totals	1,546			373	1,086	86	1	0

Justice, Supreme Court, Place 9

Vote For 1

	TOTAL	VOTE %		Election Day	Early Voting	Ballot By Mail	Provisional Ballots	Limited Ballots
REP Evan Young	845	56.64%	<div><div></div></div>	214	582	48	1	0
DEM Julia Maldonado	647	43.36%	<div><div></div></div>	140	472	35	0	0
Total Votes Cast	1,492	100.00%	<div><div></div></div>	354	1,054	83	1	0
Overvotes	0			0	0	0	0	0
Undervotes	54			19	32	3	0	0
Contest Totals	1,546			373	1,086	86	1	0

Judge, Court of Criminal Appeals, Place 5

Vote For 1

	TOTAL	VOTE %		Election Day	Early Voting	Ballot By Mail	Provisional Ballots	Limited Ballots
REP Scott Walker	833	55.98%	<div><div></div></div>	207	579	46	1	0
DEM Dana Huffman	655	44.02%	<div><div></div></div>	146	473	36	0	0
Total Votes Cast	1,488	100.00%	<div><div></div></div>	353	1,052	82	1	0
Overvotes	0			0	0	0	0	0
Undervotes	58			20	34	4	0	0
Contest Totals	1,546			373	1,086	86	1	0

PCT 032

Judge, Court of Criminal Appeals, Place 6

Vote For 1

	TOTAL	VOTE %		Election Day	Early Voting	Ballot By Mail	Provisional Ballots	Limited Ballots
REP Jesse F. McClure, III	841	56.86%	<div><div></div></div>	214	582	44	1	0
DEM Robert Johnson	638	43.14%	<div><div></div></div>	137	463	38	0	0
Total Votes Cast	1,479	100.00%	<div><div></div></div>	351	1,045	82	1	0
Overvotes	0			0	0	0	0	0
Undervotes	67			22	41	4	0	0
Contest Totals	1,546			373	1,086	86	1	0

Member, State Board of Education, District 12 CCD

Vote For 1

	TOTAL	VOTE %		Election Day	Early Voting	Ballot By Mail	Provisional Ballots	Limited Ballots
REP Pam Little	817	54.80%	<div><div></div></div>	202	570	44	1	0
DEM Alex Cornwallis	624	41.85%	<div><div></div></div>	133	455	36	0	0
LIB Christy Mowrey	50	3.35%	<div><div></div></div>	17	29	4	0	0
Write-In Totals	0	0.00%	<div><div></div></div>	0	0	0	0	0
Total Votes Cast	1,491	100.00%	<div><div></div></div>	352	1,054	84	1	0
Overvotes	0			0	0	0	0	0
Undervotes	55			21	32	2	0	0
Contest Totals	1,546			373	1,086	86	1	0

State Senator, District 8

Vote For 1

	TOTAL	VOTE %		Election Day	Early Voting	Ballot By Mail	Provisional Ballots	Limited Ballots
REP Angela Paxton	791	52.52%	<div><div></div></div>	206	541	43	1	0
DEM Jonathan Cocks	674	44.75%	<div><div></div></div>	141	493	40	0	0
LIB Edward Kless	41	2.72%	<div><div></div></div>	14	25	2	0	0
Total Votes Cast	1,506	100.00%	<div><div></div></div>	361	1,059	85	1	0
Overvotes	0			0	0	0	0	0
Undervotes	40			12	27	1	0	0
Contest Totals	1,546			373	1,086	86	1	0

State Representative, District 67

Vote For 1

	TOTAL	VOTE %		Election Day	Early Voting	Ballot By Mail	Provisional Ballots	Limited Ballots
REP Jeff Leach	851	56.66%	<div><div></div></div>	211	591	48	1	0
DEM Kevin Morris	651	43.34%	<div><div></div></div>	141	473	37	0	0
Total Votes Cast	1,502	100.00%	<div><div></div></div>	352	1,064	85	1	0
Overvotes	0			0	0	0	0	0
Undervotes	44			21	22	1	0	0
Contest Totals	1,546			373	1,086	86	1	0

PCT 032

Justice, 5th Court of Appeals District, Place 4

Vote For 1

	TOTAL	VOTE %		Election Day	Early Voting	Ballot By Mail	Provisional Ballots	Limited Ballots
REP Emily A. Miskel	844	57.30%	<div><div></div></div>	213	587	43	1	0
DEM Maricela Moore	629	42.70%	<div><div></div></div>	137	457	35	0	0
Total Votes Cast	1,473	100.00%	<div><div></div></div>	350	1,044	78	1	0
Overvotes	0			0	0	0	0	0
Undervotes	73			23	42	8	0	0
Contest Totals	1,546			373	1,086	86	1	0

Justice, 5th Court of Appeals District, Place 7

Vote For 1

	TOTAL	VOTE %		Election Day	Early Voting	Ballot By Mail	Provisional Ballots	Limited Ballots
REP Kristina Williams	827	56.22%	<div><div></div></div>	210	575	41	1	0
DEM Nancy Kennedy	644	43.78%	<div><div></div></div>	140	469	35	0	0
Total Votes Cast	1,471	100.00%	<div><div></div></div>	350	1,044	76	1	0
Overvotes	0			0	0	0	0	0
Undervotes	75			23	42	10	0	0
Contest Totals	1,546			373	1,086	86	1	0

County Judge CCD

Vote For 1

	TOTAL	VOTE %		Election Day	Early Voting	Ballot By Mail	Provisional Ballots	Limited Ballots
REP Chris Hill	852	57.14%	<div><div></div></div>	208	597	46	1	0
DEM Joshua Murray	639	42.86%	<div><div></div></div>	146	460	33	0	0
Total Votes Cast	1,491	100.00%	<div><div></div></div>	354	1,057	79	1	0
Overvotes	0			0	0	0	0	0
Undervotes	55			19	29	7	0	0
Contest Totals	1,546			373	1,086	86	1	0

District Clerk CCD

Vote For 1

	TOTAL	VOTE %		Election Day	Early Voting	Ballot By Mail	Provisional Ballots	Limited Ballots
REP Mike Gould	850	57.67%	<div><div></div></div>	217	588	44	1	0
DEM David Brignac	624	42.33%	<div><div></div></div>	132	459	33	0	0
Total Votes Cast	1,474	100.00%	<div><div></div></div>	349	1,047	77	1	0
Overvotes	0			0	0	0	0	0
Undervotes	72			24	39	9	0	0
Contest Totals	1,546			373	1,086	86	1	0

PCT 032

County Commissioner, Precinct 4

Vote For 1

	TOTAL	VOTE %		Election Day	Early Voting	Ballot By Mail	Provision al Ballots	Limited Ballots
REP Duncan Webb	863	58.39%	<div><div></div></div>	221	597	44	1	0
DEM Jeffrey Williams	615	41.61%	<div><div></div></div>	131	450	34	0	0
Total Votes Cast	1,478	100.00%	<div><div></div></div>	352	1,047	78	1	0
Overvotes	0			0	0	0	0	0
Undervotes	68			21	39	8	0	0
Contest Totals	1,546			373	1,086	86	1	0

Justice of the Peace, Precinct 3

Vote For 1

	TOTAL	VOTE %		Election Day	Early Voting	Ballot By Mail	Provision al Ballots	Limited Ballots
REP Mike Missildine	849	57.79%	<div><div></div></div>	222	583	43	1	0
DEM Irvin Lynn Barrett	620	42.21%	<div><div></div></div>	128	457	35	0	0
Total Votes Cast	1,469	100.00%	<div><div></div></div>	350	1,040	78	1	0
Overvotes	0			0	0	0	0	0
Undervotes	77			23	46	8	0	0
Contest Totals	1,546			373	1,086	86	1	0

PCT 033

U. S. Representative District 3

Vote For 1

	TOTAL	VOTE %		Election Day	Early Voting	Ballot By Mail	Provisional Ballots	Limited Ballots
REP Keith Self	1,905	70.82%	<div><div></div></div>	706	1,167	29	3	0
DEM Sandeep Srivastava	720	26.77%	<div><div></div></div>	234	468	18	0	0
LIB Christopher Claytor	65	2.42%	<div><div></div></div>	35	28	2	0	0
Total Votes Cast	2,690	100.00%	<div><div></div></div>	975	1,663	49	3	0
Overvotes	0			0	0	0	0	0
Undervotes	53			25	26	2	0	0
Contest Totals	2,743			1,000	1,689	51	3	0

Governor

Vote For 1

	TOTAL	VOTE %		Election Day	Early Voting	Ballot By Mail	Provisional Ballots	Limited Ballots
REP Greg Abbott	1,887	68.99%	<div><div></div></div>	700	1,157	27	3	0
DEM Beto O'Rourke	796	29.10%	<div><div></div></div>	271	504	21	0	0
LIB Mark Tippetts	40	1.46%	<div><div></div></div>	19	19	2	0	0
GRN Delilah Barrios	7	0.26%	<div><div></div></div>	4	3	0	0	0
Write-In Totals	5	0.18%	<div><div></div></div>	3	2	0	0	0
Total Votes Cast	2,735	100.00%	<div><div></div></div>	997	1,685	50	3	0
Overvotes	0			0	0	0	0	0
Undervotes	8			3	4	1	0	0
Contest Totals	2,743			1,000	1,689	51	3	0

Lieutenant Governor

Vote For 1

	TOTAL	VOTE %		Election Day	Early Voting	Ballot By Mail	Provisional Ballots	Limited Ballots
REP Dan Patrick	1,850	68.32%	<div><div></div></div>	685	1,134	28	3	0
DEM Mike Collier	765	28.25%	<div><div></div></div>	249	496	20	0	0
LIB Shanna Steele	93	3.43%	<div><div></div></div>	50	41	2	0	0
Total Votes Cast	2,708	100.00%	<div><div></div></div>	984	1,671	50	3	0
Overvotes	0			0	0	0	0	0
Undervotes	35			16	18	1	0	0
Contest Totals	2,743			1,000	1,689	51	3	0

Attorney General

Vote For 1

	TOTAL	VOTE %		Election Day	Early Voting	Ballot By Mail	Provisional Ballots	Limited Ballots
REP Ken Paxton	1,834	67.93%	<div><div></div></div>	686	1,118	27	3	0
DEM Rochelle Mercedes Garza	764	28.30%	<div><div></div></div>	250	493	21	0	0
LIB Mark Ash	102	3.78%	<div><div></div></div>	48	52	2	0	0
Total Votes Cast	2,700	100.00%	<div><div></div></div>	984	1,663	50	3	0
Overvotes	0			0	0	0	0	0
Undervotes	43			16	26	1	0	0
Contest Totals	2,743			1,000	1,689	51	3	0

PCT 033

Comptroller of Public Accounts

Vote For 1

	TOTAL	VOTE %		Election Day	Early Voting	Ballot By Mail	Provisional Ballots	Limited Ballots
REP Glenn Hegar	1,912	71.50%	<div><div></div></div>	714	1,167	28	3	0
DEM Janet T. Dudding	694	25.95%	<div><div></div></div>	219	457	18	0	0
LIB V. Alonzo Echevarria-Garza	68	2.54%	<div><div></div></div>	36	29	3	0	0
Total Votes Cast	2,674	100.00%	<div><div></div></div>	969	1,653	49	3	0
Overvotes	0			0	0	0	0	0
Undervotes	69			31	36	2	0	0
Contest Totals	2,743			1,000	1,689	51	3	0

Commissioner of the General Land Office

Vote For 1

	TOTAL	VOTE %		Election Day	Early Voting	Ballot By Mail	Provisional Ballots	Limited Ballots
REP Dawn Buckingham	1,928	72.10%	<div><div></div></div>	727	1,169	29	3	0
DEM Jay Kleberg	710	26.55%	<div><div></div></div>	227	463	20	0	0
GRN Alfred Molison, Jr	34	1.27%	<div><div></div></div>	16	18	0	0	0
Write-In Totals	2	0.07%	<div><div></div></div>	1	1	0	0	0
Total Votes Cast	2,674	100.00%	<div><div></div></div>	971	1,651	49	3	0
Overvotes	0			0	0	0	0	0
Undervotes	69			29	38	2	0	0
Contest Totals	2,743			1,000	1,689	51	3	0

Commissioner of Agriculture

Vote For 1

	TOTAL	VOTE %		Election Day	Early Voting	Ballot By Mail	Provisional Ballots	Limited Ballots
REP Sid Miller	1,924	72.20%	<div><div></div></div>	715	1,175	31	3	0
DEM Susan Hays	741	27.80%	<div><div></div></div>	248	475	18	0	0
Total Votes Cast	2,665	100.00%	<div><div></div></div>	963	1,650	49	3	0
Overvotes	0			0	0	0	0	0
Undervotes	78			37	39	2	0	0
Contest Totals	2,743			1,000	1,689	51	3	0

Railroad Commissioner

Vote For 1

	TOTAL	VOTE %		Election Day	Early Voting	Ballot By Mail	Provisional Ballots	Limited Ballots
REP Wayne Christian	1,888	70.66%	<div><div></div></div>	700	1,158	27	3	0
DEM Luke Warford	686	25.67%	<div><div></div></div>	211	456	19	0	0
LIB Jaime Andres Diez	71	2.66%	<div><div></div></div>	38	31	2	0	0
GRN Hunter Wayne Crow	27	1.01%	<div><div></div></div>	14	12	1	0	0
Total Votes Cast	2,672	100.00%	<div><div></div></div>	963	1,657	49	3	0
Overvotes	0			0	0	0	0	0
Undervotes	71			37	32	2	0	0
Contest Totals	2,743			1,000	1,689	51	3	0

PCT 033

Justice, Supreme Court, Place 3

Vote For 1

	TOTAL	VOTE %		Election Day	Early Voting	Ballot By Mail	Provisional Ballots	Limited Ballots
REP Debra Lehrmann	1,896	71.01%	<div><div></div></div>	700	1,165	28	3	0
DEM Erin A. Nowell	712	26.67%	<div><div></div></div>	230	463	19	0	0
LIB Thomas Edward Oxford	62	2.32%	<div><div></div></div>	34	25	3	0	0
Total Votes Cast	2,670	100.00%	<div><div></div></div>	964	1,653	50	3	0
Overvotes	0			0	0	0	0	0
Undervotes	73			36	36	1	0	0
Contest Totals	2,743			1,000	1,689	51	3	0

Justice, Supreme Court, Place 5

Vote For 1

	TOTAL	VOTE %		Election Day	Early Voting	Ballot By Mail	Provisional Ballots	Limited Ballots
REP Rebeca Huddle	1,916	72.19%	<div><div></div></div>	717	1,167	29	3	0
DEM Amanda Reichel	738	27.81%	<div><div></div></div>	244	473	21	0	0
Total Votes Cast	2,654	100.00%	<div><div></div></div>	961	1,640	50	3	0
Overvotes	0			0	0	0	0	0
Undervotes	89			39	49	1	0	0
Contest Totals	2,743			1,000	1,689	51	3	0

Justice, Supreme Court, Place 9

Vote For 1

	TOTAL	VOTE %		Election Day	Early Voting	Ballot By Mail	Provisional Ballots	Limited Ballots
REP Evan Young	1,905	71.75%	<div><div></div></div>	714	1,160	28	3	0
DEM Julia Maldonado	750	28.25%	<div><div></div></div>	247	481	22	0	0
Total Votes Cast	2,655	100.00%	<div><div></div></div>	961	1,641	50	3	0
Overvotes	0			0	0	0	0	0
Undervotes	88			39	48	1	0	0
Contest Totals	2,743			1,000	1,689	51	3	0

Judge, Court of Criminal Appeals, Place 5

Vote For 1

	TOTAL	VOTE %		Election Day	Early Voting	Ballot By Mail	Provisional Ballots	Limited Ballots
REP Scott Walker	1,907	71.99%	<div><div></div></div>	714	1,160	30	3	0
DEM Dana Huffman	742	28.01%	<div><div></div></div>	243	480	19	0	0
Total Votes Cast	2,649	100.00%	<div><div></div></div>	957	1,640	49	3	0
Overvotes	0			0	0	0	0	0
Undervotes	94			43	49	2	0	0
Contest Totals	2,743			1,000	1,689	51	3	0

PCT 033

Judge, Court of Criminal Appeals, Place 6

Vote For 1

	TOTAL	VOTE %		Election Day	Early Voting	Ballot By Mail	Provisional Ballots	Limited Ballots
REP Jesse F. McClure, III	1,916	72.36%	<div><div></div></div>	715	1,169	29	3	0
DEM Robert Johnson	732	27.64%	<div><div></div></div>	244	468	20	0	0
Total Votes Cast	2,648	100.00%	<div><div></div></div>	959	1,637	49	3	0
Overvotes	0			0	0	0	0	0
Undervotes	95			41	52	2	0	0
Contest Totals	2,743			1,000	1,689	51	3	0

Member, State Board of Education, District 12 CCD

Vote For 1

	TOTAL	VOTE %		Election Day	Early Voting	Ballot By Mail	Provisional Ballots	Limited Ballots
REP Pam Little	1,864	70.23%	<div><div></div></div>	682	1,151	28	3	0
DEM Alex Cornwallis	711	26.79%	<div><div></div></div>	234	458	19	0	0
LIB Christy Mowrey	76	2.86%	<div><div></div></div>	41	33	2	0	0
Write-In Totals	3	0.11%	<div><div></div></div>	1	2	0	0	0
Total Votes Cast	2,654	100.00%	<div><div></div></div>	958	1,644	49	3	0
Overvotes	0			0	0	0	0	0
Undervotes	89			42	45	2	0	0
Contest Totals	2,743			1,000	1,689	51	3	0

State Senator, District 8

Vote For 1

	TOTAL	VOTE %		Election Day	Early Voting	Ballot By Mail	Provisional Ballots	Limited Ballots
REP Angela Paxton	1,860	69.90%	<div><div></div></div>	695	1,136	26	3	0
DEM Jonathan Cocks	722	27.13%	<div><div></div></div>	232	469	21	0	0
LIB Edward Kless	79	2.97%	<div><div></div></div>	38	38	3	0	0
Total Votes Cast	2,661	100.00%	<div><div></div></div>	965	1,643	50	3	0
Overvotes	0			0	0	0	0	0
Undervotes	82			35	46	1	0	0
Contest Totals	2,743			1,000	1,689	51	3	0

Justice, 5th Court of Appeals District, Place 4

Vote For 1

	TOTAL	VOTE %		Election Day	Early Voting	Ballot By Mail	Provisional Ballots	Limited Ballots
REP Emily A. Miskel	1,894	72.02%	<div><div></div></div>	709	1,153	29	3	0
DEM Maricela Moore	736	27.98%	<div><div></div></div>	243	473	20	0	0
Total Votes Cast	2,630	100.00%	<div><div></div></div>	952	1,626	49	3	0
Overvotes	0			0	0	0	0	0
Undervotes	113			48	63	2	0	0
Contest Totals	2,743			1,000	1,689	51	3	0

PCT 033

Justice, 5th Court of Appeals District, Place 7

Vote For 1

	TOTAL	VOTE %		Election Day	Early Voting	Ballot By Mail	Provisional Ballots	Limited Ballots
REP Kristina Williams	1,909	72.20%	<div><div></div></div>	715	1,161	30	3	0
DEM Nancy Kennedy	735	27.80%	<div><div></div></div>	243	472	20	0	0
Total Votes Cast	2,644	100.00%	<div><div></div></div>	958	1,633	50	3	0
Overvotes	0			0	0	0	0	0
Undervotes	99			42	56	1	0	0
Contest Totals	2,743			1,000	1,689	51	3	0

County Judge CCD

Vote For 1

	TOTAL	VOTE %		Election Day	Early Voting	Ballot By Mail	Provisional Ballots	Limited Ballots
REP Chris Hill	1,892	70.94%	<div><div></div></div>	712	1,149	28	3	0
DEM Joshua Murray	775	29.06%	<div><div></div></div>	253	501	21	0	0
Total Votes Cast	2,667	100.00%	<div><div></div></div>	965	1,650	49	3	0
Overvotes	0			0	0	0	0	0
Undervotes	76			35	39	2	0	0
Contest Totals	2,743			1,000	1,689	51	3	0

District Clerk CCD

Vote For 1

	TOTAL	VOTE %		Election Day	Early Voting	Ballot By Mail	Provisional Ballots	Limited Ballots
REP Mike Gould	1,934	73.23%	<div><div></div></div>	724	1,179	28	3	0
DEM David Brignac	707	26.77%	<div><div></div></div>	231	456	20	0	0
Total Votes Cast	2,641	100.00%	<div><div></div></div>	955	1,635	48	3	0
Overvotes	0			0	0	0	0	0
Undervotes	102			45	54	3	0	0
Contest Totals	2,743			1,000	1,689	51	3	0

Justice of the Peace, Precinct 2

Vote For 1

	TOTAL	VOTE %		Election Day	Early Voting	Ballot By Mail	Provisional Ballots	Limited Ballots
REP Ellen Skinner	1,912	72.45%	<div><div></div></div>	716	1,166	27	3	0
DEM Jennifer McKenzie	727	27.55%	<div><div></div></div>	239	467	21	0	0
Total Votes Cast	2,639	100.00%	<div><div></div></div>	955	1,633	48	3	0
Overvotes	0			0	0	0	0	0
Undervotes	104			45	56	3	0	0
Contest Totals	2,743			1,000	1,689	51	3	0

PCT 034

U. S. Representative District 3

Vote For 1

	TOTAL	VOTE %		Election Day	Early Voting	Ballot By Mail	Provisional Ballots	Limited Ballots
REP Keith Self	1,025	42.76%	<div><div></div></div>	302	709	14	0	0
DEM Sandeep Srivastava	1,314	54.82%	<div><div></div></div>	280	985	48	1	0
LIB Christopher Claytor	58	2.42%	<div><div></div></div>	25	32	1	0	0
Total Votes Cast	2,397	100.00%	<div><div></div></div>	607	1,726	63	1	0
Overvotes	0			0	0	0	0	0
Undervotes	51			19	31	1	0	0
Contest Totals	2,448			626	1,757	64	1	0

Governor

Vote For 1

	TOTAL	VOTE %		Election Day	Early Voting	Ballot By Mail	Provisional Ballots	Limited Ballots
REP Greg Abbott	1,020	41.87%	<div><div></div></div>	310	695	15	0	0
DEM Beto O'Rourke	1,390	57.06%	<div><div></div></div>	304	1,036	49	1	0
LIB Mark Tippetts	21	0.86%	<div><div></div></div>	10	11	0	0	0
GRN Delilah Barrios	5	0.21%	<div><div></div></div>	0	5	0	0	0
Write-In Totals	0	0.00%	<div><div></div></div>	0	0	0	0	0
Total Votes Cast	2,436	100.00%	<div><div></div></div>	624	1,747	64	1	0
Overvotes	0			0	0	0	0	0
Undervotes	12			2	10	0	0	0
Contest Totals	2,448			626	1,757	64	1	0

Lieutenant Governor

Vote For 1

	TOTAL	VOTE %		Election Day	Early Voting	Ballot By Mail	Provisional Ballots	Limited Ballots
REP Dan Patrick	991	41.14%	<div><div></div></div>	298	678	15	0	0
DEM Mike Collier	1,382	57.37%	<div><div></div></div>	298	1,035	48	1	0
LIB Shanna Steele	36	1.49%	<div><div></div></div>	13	23	0	0	0
Total Votes Cast	2,409	100.00%	<div><div></div></div>	609	1,736	63	1	0
Overvotes	0			0	0	0	0	0
Undervotes	39			17	21	1	0	0
Contest Totals	2,448			626	1,757	64	1	0

Attorney General

Vote For 1

	TOTAL	VOTE %		Election Day	Early Voting	Ballot By Mail	Provisional Ballots	Limited Ballots
REP Ken Paxton	969	40.61%	<div><div></div></div>	288	667	14	0	0
DEM Rochelle Mercedes Garza	1,340	56.16%	<div><div></div></div>	288	1,003	48	1	0
LIB Mark Ash	77	3.23%	<div><div></div></div>	26	49	2	0	0
Total Votes Cast	2,386	100.00%	<div><div></div></div>	602	1,719	64	1	0
Overvotes	0			0	0	0	0	0
Undervotes	62			24	38	0	0	0
Contest Totals	2,448			626	1,757	64	1	0

PCT 034

Comptroller of Public Accounts

Vote For 1

	TOTAL	VOTE %		Election Day	Early Voting	Ballot By Mail	Provisional Ballots	Limited Ballots
REP Glenn Hegar	1,096	46.01%	<div><div></div></div>	330	751	15	0	0
DEM Janet T. Dudding	1,242	52.14%	<div><div></div></div>	246	946	49	1	0
LIB V. Alonzo Echevarria-Garza	44	1.85%	<div><div></div></div>	24	20	0	0	0
Total Votes Cast	2,382	100.00%	<div><div></div></div>	600	1,717	64	1	0
Overvotes	0			0	0	0	0	0
Undervotes	66			26	40	0	0	0
Contest Totals	2,448			626	1,757	64	1	0

Commissioner of the General Land Office

Vote For 1

	TOTAL	VOTE %		Election Day	Early Voting	Ballot By Mail	Provisional Ballots	Limited Ballots
REP Dawn Buckingham	1,083	45.60%	<div><div></div></div>	320	748	15	0	0
DEM Jay Kleberg	1,264	53.22%	<div><div></div></div>	267	949	47	1	0
GRN Alfred Molison, Jr	26	1.09%	<div><div></div></div>	8	17	1	0	0
Write-In Totals	2	0.08%	<div><div></div></div>	1	1	0	0	0
Total Votes Cast	2,375	100.00%	<div><div></div></div>	596	1,715	63	1	0
Overvotes	0			0	0	0	0	0
Undervotes	73			30	42	1	0	0
Contest Totals	2,448			626	1,757	64	1	0

Commissioner of Agriculture

Vote For 1

	TOTAL	VOTE %		Election Day	Early Voting	Ballot By Mail	Provisional Ballots	Limited Ballots
REP Sid Miller	1,069	45.20%	<div><div></div></div>	311	742	16	0	0
DEM Susan Hays	1,296	54.80%	<div><div></div></div>	281	967	47	1	0
Total Votes Cast	2,365	100.00%	<div><div></div></div>	592	1,709	63	1	0
Overvotes	0			0	0	0	0	0
Undervotes	83			34	48	1	0	0
Contest Totals	2,448			626	1,757	64	1	0

Railroad Commissioner

Vote For 1

	TOTAL	VOTE %		Election Day	Early Voting	Ballot By Mail	Provisional Ballots	Limited Ballots
REP Wayne Christian	1,038	43.89%	<div><div></div></div>	302	720	16	0	0
DEM Luke Warford	1,260	53.28%	<div><div></div></div>	262	952	45	1	0
LIB Jaime Andres Diez	44	1.86%	<div><div></div></div>	19	24	1	0	0
GRN Hunter Wayne Crow	23	0.97%	<div><div></div></div>	10	12	1	0	0
Total Votes Cast	2,365	100.00%	<div><div></div></div>	593	1,708	63	1	0
Overvotes	0			0	0	0	0	0
Undervotes	83			33	49	1	0	0
Contest Totals	2,448			626	1,757	64	1	0

PCT 034

Justice, Supreme Court, Place 3

Vote For 1

	TOTAL	VOTE %		Election Day	Early Voting	Ballot By Mail	Provisional Ballots	Limited Ballots
REP Debra Lehrmann	1,051	44.33%	<div><div></div></div>	313	723	15	0	0
DEM Erin A. Nowell	1,288	54.32%	<div><div></div></div>	265	974	48	1	0
LIB Thomas Edward Oxford	32	1.35%	<div><div></div></div>	16	15	1	0	0
Total Votes Cast	2,371	100.00%	<div><div></div></div>	594	1,712	64	1	0
Overvotes	0			0	0	0	0	0
Undervotes	77			32	45	0	0	0
Contest Totals	2,448			626	1,757	64	1	0

Justice, Supreme Court, Place 5

Vote For 1

	TOTAL	VOTE %		Election Day	Early Voting	Ballot By Mail	Provisional Ballots	Limited Ballots
REP Rebeca Huddle	1,071	45.25%	<div><div></div></div>	321	735	15	0	0
DEM Amanda Reichel	1,296	54.75%	<div><div></div></div>	272	975	48	1	0
Total Votes Cast	2,367	100.00%	<div><div></div></div>	593	1,710	63	1	0
Overvotes	0			0	0	0	0	0
Undervotes	81			33	47	1	0	0
Contest Totals	2,448			626	1,757	64	1	0

Justice, Supreme Court, Place 9

Vote For 1

	TOTAL	VOTE %		Election Day	Early Voting	Ballot By Mail	Provisional Ballots	Limited Ballots
REP Evan Young	1,055	44.65%	<div><div></div></div>	316	725	14	0	0
DEM Julia Maldonado	1,308	55.35%	<div><div></div></div>	277	980	50	1	0
Total Votes Cast	2,363	100.00%	<div><div></div></div>	593	1,705	64	1	0
Overvotes	0			0	0	0	0	0
Undervotes	85			33	52	0	0	0
Contest Totals	2,448			626	1,757	64	1	0

Judge, Court of Criminal Appeals, Place 5

Vote For 1

	TOTAL	VOTE %		Election Day	Early Voting	Ballot By Mail	Provisional Ballots	Limited Ballots
REP Scott Walker	1,058	45.00%	<div><div></div></div>	315	729	14	0	0
DEM Dana Huffman	1,293	55.00%	<div><div></div></div>	274	968	50	1	0
Total Votes Cast	2,351	100.00%	<div><div></div></div>	589	1,697	64	1	0
Overvotes	0			0	0	0	0	0
Undervotes	97			37	60	0	0	0
Contest Totals	2,448			626	1,757	64	1	0

PCT 034

Judge, Court of Criminal Appeals, Place 6

Vote For 1

	TOTAL	VOTE %		Election Day	Early Voting	Ballot By Mail	Provisional Ballots	Limited Ballots
REP Jesse F. McClure, III	1,064	45.22%	<div><div></div></div>	321	728	15	0	0
DEM Robert Johnson	1,289	54.78%	<div><div></div></div>	268	971	49	1	0
Total Votes Cast	2,353	100.00%	<div><div></div></div>	589	1,699	64	1	0
Overvotes	0			0	0	0	0	0
Undervotes	95			37	58	0	0	0
Contest Totals	2,448			626	1,757	64	1	0

Member, State Board of Education, District 12 CCD

Vote For 1

	TOTAL	VOTE %		Election Day	Early Voting	Ballot By Mail	Provisional Ballots	Limited Ballots
REP Pam Little	1,049	44.45%	<div><div></div></div>	312	723	14	0	0
DEM Alex Cornwallis	1,252	53.05%	<div><div></div></div>	255	948	48	1	0
LIB Christy Mowrey	59	2.50%	<div><div></div></div>	25	32	2	0	0
Write-In Totals	0	0.00%	<div><div></div></div>	0	0	0	0	0
Total Votes Cast	2,360	100.00%	<div><div></div></div>	592	1,703	64	1	0
Overvotes	0			0	0	0	0	0
Undervotes	88			34	54	0	0	0
Contest Totals	2,448			626	1,757	64	1	0

State Senator, District 8

Vote For 1

	TOTAL	VOTE %		Election Day	Early Voting	Ballot By Mail	Provisional Ballots	Limited Ballots
REP Angela Paxton	997	42.14%	<div><div></div></div>	298	686	13	0	0
DEM Jonathan Cocks	1,310	55.37%	<div><div></div></div>	266	995	48	1	0
LIB Edward Kless	59	2.49%	<div><div></div></div>	27	29	3	0	0
Total Votes Cast	2,366	100.00%	<div><div></div></div>	591	1,710	64	1	0
Overvotes	0			0	0	0	0	0
Undervotes	82			35	47	0	0	0
Contest Totals	2,448			626	1,757	64	1	0

State Representative, District 66

Vote For 1

	TOTAL	VOTE %		Election Day	Early Voting	Ballot By Mail	Provisional Ballots	Limited Ballots
REP Matt Shaheen	1,110	46.78%	<div><div></div></div>	335	760	15	0	0
DEM Jesse Ringness	1,263	53.22%	<div><div></div></div>	258	955	49	1	0
Total Votes Cast	2,373	100.00%	<div><div></div></div>	593	1,715	64	1	0
Overvotes	0			0	0	0	0	0
Undervotes	75			33	42	0	0	0
Contest Totals	2,448			626	1,757	64	1	0

PCT 034

Justice, 5th Court of Appeals District, Place 4

Vote For 1

	TOTAL	VOTE %		Election Day	Early Voting	Ballot By Mail	Provisional Ballots	Limited Ballots
REP Emily A. Miskel	1,069	45.66%	<div><div></div></div>	316	739	13	1	0
DEM Maricela Moore	1,272	54.34%	<div><div></div></div>	267	958	47	0	0
Total Votes Cast	2,341	100.00%	<div><div></div></div>	583	1,697	60	1	0
Overvotes	0			0	0	0	0	0
Undervotes	107			43	60	4	0	0
Contest Totals	2,448			626	1,757	64	1	0

Justice, 5th Court of Appeals District, Place 7

Vote For 1

	TOTAL	VOTE %		Election Day	Early Voting	Ballot By Mail	Provisional Ballots	Limited Ballots
REP Kristina Williams	1,039	44.50%	<div><div></div></div>	311	715	13	0	0
DEM Nancy Kennedy	1,296	55.50%	<div><div></div></div>	273	975	47	1	0
Total Votes Cast	2,335	100.00%	<div><div></div></div>	584	1,690	60	1	0
Overvotes	0			0	0	0	0	0
Undervotes	113			42	67	4	0	0
Contest Totals	2,448			626	1,757	64	1	0

County Judge CCD

Vote For 1

	TOTAL	VOTE %		Election Day	Early Voting	Ballot By Mail	Provisional Ballots	Limited Ballots
REP Chris Hill	1,071	45.40%	<div><div></div></div>	319	737	15	0	0
DEM Joshua Murray	1,288	54.60%	<div><div></div></div>	272	971	44	1	0
Total Votes Cast	2,359	100.00%	<div><div></div></div>	591	1,708	59	1	0
Overvotes	0			0	0	0	0	0
Undervotes	89			35	49	5	0	0
Contest Totals	2,448			626	1,757	64	1	0

District Clerk CCD

Vote For 1

	TOTAL	VOTE %		Election Day	Early Voting	Ballot By Mail	Provisional Ballots	Limited Ballots
REP Mike Gould	1,064	45.55%	<div><div></div></div>	318	731	15	0	0
DEM David Brignac	1,272	54.45%	<div><div></div></div>	269	958	44	1	0
Total Votes Cast	2,336	100.00%	<div><div></div></div>	587	1,689	59	1	0
Overvotes	0			0	0	0	0	0
Undervotes	112			39	68	5	0	0
Contest Totals	2,448			626	1,757	64	1	0

PCT 034

Justice of the Peace, Precinct 4

Vote For 1

	TOTAL	VOTE %		Election Day	Early Voting	Ballot By Mail	Provision al Ballots	Limited Ballots
REP Vincent Venegoni	1,041	44.95%	<div><div></div></div>	318	709	14	0	0
DEM Adam Kern	1,275	55.05%	<div><div></div></div>	268	963	43	1	0
Total Votes Cast	2,316	100.00%	<div><div></div></div>	586	1,672	57	1	0
Overvotes	0			0	0	0	0	0
Undervotes	132			40	85	7	0	0
Contest Totals	2,448			626	1,757	64	1	0

PCT 035

U. S. Representative District 3

Vote For 1

	TOTAL	VOTE %		Election Day	Early Voting	Ballot By Mail	Provisional Ballots	Limited Ballots
REP Keith Self	706	81.62%	<div><div></div></div>	245	439	18	4	0
DEM Sandeep Srivastava	130	15.03%	<div><div></div></div>	44	75	9	2	0
LIB Christopher Claytor	29	3.35%	<div><div></div></div>	14	15	0	0	0
Total Votes Cast	865	100.00%	<div><div></div></div>	303	529	27	6	0
Overvotes	0			0	0	0	0	0
Undervotes	22			10	10	2	0	0
Contest Totals	887			313	539	29	6	0

Governor

Vote For 1

	TOTAL	VOTE %		Election Day	Early Voting	Ballot By Mail	Provisional Ballots	Limited Ballots
REP Greg Abbott	725	81.83%	<div><div></div></div>	250	451	20	4	0
DEM Beto O'Rourke	151	17.04%	<div><div></div></div>	56	84	9	2	0
LIB Mark Tippetts	7	0.79%	<div><div></div></div>	4	3	0	0	0
GRN Delilah Barrios	3	0.34%	<div><div></div></div>	3	0	0	0	0
Write-In Totals	0	0.00%	<div><div></div></div>	0	0	0	0	0
Total Votes Cast	886	100.00%	<div><div></div></div>	313	538	29	6	0
Overvotes	0			0	0	0	0	0
Undervotes	1			0	1	0	0	0
Contest Totals	887			313	539	29	6	0

Lieutenant Governor

Vote For 1

	TOTAL	VOTE %		Election Day	Early Voting	Ballot By Mail	Provisional Ballots	Limited Ballots
REP Dan Patrick	695	79.52%	<div><div></div></div>	241	430	20	4	0
DEM Mike Collier	159	18.19%	<div><div></div></div>	56	92	9	2	0
LIB Shanna Steele	20	2.29%	<div><div></div></div>	10	10	0	0	0
Total Votes Cast	874	100.00%	<div><div></div></div>	307	532	29	6	0
Overvotes	0			0	0	0	0	0
Undervotes	13			6	7	0	0	0
Contest Totals	887			313	539	29	6	0

Attorney General

Vote For 1

	TOTAL	VOTE %		Election Day	Early Voting	Ballot By Mail	Provisional Ballots	Limited Ballots
REP Ken Paxton	687	79.33%	<div><div></div></div>	240	426	17	4	0
DEM Rochelle Mercedes Garza	157	18.13%	<div><div></div></div>	57	88	10	2	0
LIB Mark Ash	22	2.54%	<div><div></div></div>	10	12	0	0	0
Total Votes Cast	866	100.00%	<div><div></div></div>	307	526	27	6	0
Overvotes	0			0	0	0	0	0
Undervotes	21			6	13	2	0	0
Contest Totals	887			313	539	29	6	0

PCT 035

Comptroller of Public Accounts

Vote For 1

	TOTAL	VOTE %		Election Day	Early Voting	Ballot By Mail	Provisional Ballots	Limited Ballots
REP Glenn Hegar	721	83.45%	<div><div></div></div>	250	449	18	4	0
DEM Janet T. Dudding	126	14.58%	<div><div></div></div>	44	71	9	2	0
LIB V. Alonzo Echevarria-Garza	17	1.97%	<div><div></div></div>	8	9	0	0	0
Total Votes Cast	864	100.00%	<div><div></div></div>	302	529	27	6	0
Overvotes	0			0	0	0	0	0
Undervotes	23			11	10	2	0	0
Contest Totals	887			313	539	29	6	0

Commissioner of the General Land Office

Vote For 1

	TOTAL	VOTE %		Election Day	Early Voting	Ballot By Mail	Provisional Ballots	Limited Ballots
REP Dawn Buckingham	718	83.01%	<div><div></div></div>	251	445	18	4	0
DEM Jay Kleberg	139	16.07%	<div><div></div></div>	48	80	9	2	0
GRN Alfred Molison, Jr	7	0.81%	<div><div></div></div>	4	3	0	0	0
Write-In Totals	1	0.12%	<div><div></div></div>	0	1	0	0	0
Total Votes Cast	865	100.00%	<div><div></div></div>	303	529	27	6	0
Overvotes	0			0	0	0	0	0
Undervotes	22			10	10	2	0	0
Contest Totals	887			313	539	29	6	0

Commissioner of Agriculture

Vote For 1

	TOTAL	VOTE %		Election Day	Early Voting	Ballot By Mail	Provisional Ballots	Limited Ballots
REP Sid Miller	716	82.49%	<div><div></div></div>	250	444	18	4	0
DEM Susan Hays	152	17.51%	<div><div></div></div>	53	88	9	2	0
Total Votes Cast	868	100.00%	<div><div></div></div>	303	532	27	6	0
Overvotes	0			0	0	0	0	0
Undervotes	19			10	7	2	0	0
Contest Totals	887			313	539	29	6	0

Railroad Commissioner





Vote For 1

	TOTAL	VOTE %		Election Day	Early Voting	Ballot By Mail	Provisional Ballots	Limited Ballots
REP Wayne Christian	709	81.59%	<div><div></div></div>	245	442	18	4	0
DEM Luke Warford	129	14.84%	<div><div></div></div>	43	75	9	2	0
LIB Jaime Andres Diez	25	2.88%	<div><div></div></div>	14	11	0	0	0
GRN Hunter Wayne Crow	6	0.69%	<div><div></div></div>	3	3	0	0	0
Total Votes Cast	869	100.00%	<div><div></div></div>	305	531	27	6	0
Overvotes	0			0	0	0	0	0
Undervotes	18			8	8	2	0	0
Contest Totals	887			313	539	29	6	0

PCT 035




Justice, Supreme Court, Place 3

Vote For 1

	TOTAL	VOTE %	Election Day	Early Voting	Ballot By Mail	Provisional Ballots	Limited Ballots
REP Debra Lehrmann	709	82.44% 	242	446	18	3	0
DEM Erin A. Nowell	135	15.70% 	47	77	9	2	0
LIB Thomas Edward Oxford	16	1.86% 	8	8	0	0	0
Total Votes Cast	860	100.00% 	297	531	27	5	0
Overvotes	0		0	0	0	0	0
Undervotes	27		16	8	2	1	0
Contest Totals	887		313	539	29	6	0




Justice, Supreme Court, Place 5

Vote For 1

	TOTAL	VOTE %	Election Day	Early Voting	Ballot By Mail	Provisional Ballots	Limited Ballots
REP Rebeca Huddle	722	84.54% 	249	452	18	3	0
DEM Amanda Reichel	132	15.46% 	45	76	9	2	0
Total Votes Cast	854	100.00% 	294	528	27	5	0
Overvotes	0		0	0	0	0	0
Undervotes	33		19	11	2	1	0
Contest Totals	887		313	539	29	6	0




Justice, Supreme Court, Place 9

Vote For 1

	TOTAL	VOTE %	Election Day	Early Voting	Ballot By Mail	Provisional Ballots	Limited Ballots
REP Evan Young	721	84.03% 	246	453	19	3	0
DEM Julia Maldonado	137	15.97% 	50	77	8	2	0
Total Votes Cast	858	100.00% 	296	530	27	5	0
Overvotes	0		0	0	0	0	0
Undervotes	29		17	9	2	1	0
Contest Totals	887		313	539	29	6	0

Judge, Court of Criminal Appeals, Place 5

Vote For 1

	TOTAL	VOTE %	Election Day	Early Voting	Ballot By Mail	Provisional Ballots	Limited Ballots
REP Scott Walker	713	83.69% 	246	446	18	3	0
DEM Dana Huffman	139	16.31% 	48	81	8	2	0
Total Votes Cast	852	100.00% 	294	527	26	5	0
Overvotes	0		0	0	0	0	0
Undervotes	35		19	12	3	1	0
Contest Totals	887		313	539	29	6	0

PCT 035

Judge, Court of Criminal Appeals, Place 6

Vote For 1

	TOTAL	VOTE %		Election Day	Early Voting	Ballot By Mail	Provisional Ballots	Limited Ballots
REP Jesse F. McClure, III	715	83.43%	<div><div></div></div>	247	446	18	4	0
DEM Robert Johnson	142	16.57%	<div><div></div></div>	49	84	8	1	0
Total Votes Cast	857	100.00%	<div><div></div></div>	296	530	26	5	0
Overvotes	0			0	0	0	0	0
Undervotes	30			17	9	3	1	0
Contest Totals	887			313	539	29	6	0

Member, State Board of Education, District 12 CCD

Vote For 1

	TOTAL	VOTE %		Election Day	Early Voting	Ballot By Mail	Provisional Ballots	Limited Ballots
REP Pam Little	703	82.03%	<div><div></div></div>	240	440	18	5	0
DEM Alex Cornwallis	124	14.47%	<div><div></div></div>	41	74	8	1	0
LIB Christy Mowrey	30	3.50%	<div><div></div></div>	16	14	0	0	0
Write-In Totals	0	0.00%	<div><div></div></div>	0	0	0	0	0
Total Votes Cast	857	100.00%	<div><div></div></div>	297	528	26	6	0
Overvotes	0			0	0	0	0	0
Undervotes	30			16	11	3	0	0
Contest Totals	887			313	539	29	6	0

State Senator, District 8

Vote For 1

	TOTAL	VOTE %		Election Day	Early Voting	Ballot By Mail	Provisional Ballots	Limited Ballots
REP Angela Paxton	691	80.63%	<div><div></div></div>	240	430	17	4	0
DEM Jonathan Cocks	148	17.27%	<div><div></div></div>	49	88	9	2	0
LIB Edward Kless	18	2.10%	<div><div></div></div>	10	8	0	0	0
Total Votes Cast	857	100.00%	<div><div></div></div>	299	526	26	6	0
Overvotes	0			0	0	0	0	0
Undervotes	30			14	13	3	0	0
Contest Totals	887			313	539	29	6	0

Justice, 5th Court of Appeals District, Place 4

Vote For 1

	TOTAL	VOTE %		Election Day	Early Voting	Ballot By Mail	Provisional Ballots	Limited Ballots
REP Emily A. Miskel	718	84.17%	<div><div></div></div>	250	447	18	3	0
DEM Maricela Moore	135	15.83%	<div><div></div></div>	44	81	8	2	0
Total Votes Cast	853	100.00%	<div><div></div></div>	294	528	26	5	0
Overvotes	0			0	0	0	0	0
Undervotes	34			19	11	3	1	0
Contest Totals	887			313	539	29	6	0

PCT 035

Justice, 5th Court of Appeals District, Place 7

Vote For 1

	TOTAL	VOTE %		Election Day	Early Voting	Ballot By Mail	Provisional Ballots	Limited Ballots
REP Kristina Williams	714	83.61%	<div><div></div></div>	245	449	17	3	0
DEM Nancy Kennedy	140	16.39%	<div><div></div></div>	49	81	8	2	0
Total Votes Cast	854	100.00%	<div><div></div></div>	294	530	25	5	0
Overvotes	0			0	0	0	0	0
Undervotes	33			19	9	4	1	0
Contest Totals	887			313	539	29	6	0

County Judge CCD

Vote For 1

	TOTAL	VOTE %		Election Day	Early Voting	Ballot By Mail	Provisional Ballots	Limited Ballots
REP Chris Hill	712	82.98%	<div><div></div></div>	249	442	18	3	0
DEM Joshua Murray	146	17.02%	<div><div></div></div>	46	89	9	2	0
Total Votes Cast	858	100.00%	<div><div></div></div>	295	531	27	5	0
Overvotes	0			0	0	0	0	0
Undervotes	29			18	8	2	1	0
Contest Totals	887			313	539	29	6	0

District Clerk CCD

Vote For 1

	TOTAL	VOTE %		Election Day	Early Voting	Ballot By Mail	Provisional Ballots	Limited Ballots
REP Mike Gould	713	83.49%	<div><div></div></div>	247	445	18	3	0
DEM David Brignac	141	16.51%	<div><div></div></div>	48	83	9	1	0
Total Votes Cast	854	100.00%	<div><div></div></div>	295	528	27	4	0
Overvotes	0			0	0	0	0	0
Undervotes	33			18	11	2	2	0
Contest Totals	887			313	539	29	6	0

Justice of the Peace, Precinct 2

Vote For 1

	TOTAL	VOTE %		Election Day	Early Voting	Ballot By Mail	Provisional Ballots	Limited Ballots
REP Ellen Skinner	717	83.66%	<div><div></div></div>	246	448	19	4	0
DEM Jennifer McKenzie	140	16.34%	<div><div></div></div>	50	80	8	2	0
Total Votes Cast	857	100.00%	<div><div></div></div>	296	528	27	6	0
Overvotes	0			0	0	0	0	0
Undervotes	30			17	11	2	0	0
Contest Totals	887			313	539	29	6	0

PCT 036

U. S. Representative, District 4

Vote For 1

	TOTAL	VOTE %		Election Day	Early Voting	Ballot By Mail	Provisional Ballots	Limited Ballots
REP Pat Fallon	802	63.40%	<div><div></div></div>	156	623	21	2	0
DEM Iro Omere	444	35.10%	<div><div></div></div>	63	342	37	2	0
LIB John Simmons	19	1.50%	<div><div></div></div>	3	16	0	0	0
Total Votes Cast	1,265	100.00%	<div><div></div></div>	222	981	58	4	0
Overvotes	0			0	0	0	0	0
Undervotes	31			6	22	3	0	0
Contest Totals	1,296			228	1,003	61	4	0

Governor

Vote For 1

	TOTAL	VOTE %		Election Day	Early Voting	Ballot By Mail	Provisional Ballots	Limited Ballots
REP Greg Abbott	777	60.19%	<div><div></div></div>	140	614	21	2	0
DEM Beto O'Rourke	505	39.12%	<div><div></div></div>	83	380	40	2	0
LIB Mark Tippetts	9	0.70%	<div><div></div></div>	3	6	0	0	0
GRN Delilah Barrios	0	0.00%	<div><div></div></div>	0	0	0	0	0
Write-In Totals	0	0.00%	<div><div></div></div>	0	0	0	0	0
Total Votes Cast	1,291	100.00%	<div><div></div></div>	226	1,000	61	4	0
Overvotes	0			0	0	0	0	0
Undervotes	5			2	3	0	0	0
Contest Totals	1,296			228	1,003	61	4	0

Lieutenant Governor

Vote For 1

	TOTAL	VOTE %		Election Day	Early Voting	Ballot By Mail	Provisional Ballots	Limited Ballots
REP Dan Patrick	742	57.74%	<div><div></div></div>	139	584	17	2	0
DEM Mike Collier	524	40.78%	<div><div></div></div>	83	398	41	2	0
LIB Shanna Steele	19	1.48%	<div><div></div></div>	3	14	2	0	0
Total Votes Cast	1,285	100.00%	<div><div></div></div>	225	996	60	4	0
Overvotes	0			0	0	0	0	0
Undervotes	11			3	7	1	0	0
Contest Totals	1,296			228	1,003	61	4	0

Attorney General

Vote For 1

	TOTAL	VOTE %		Election Day	Early Voting	Ballot By Mail	Provisional Ballots	Limited Ballots
REP Ken Paxton	719	56.44%	<div><div></div></div>	137	562	18	2	0
DEM Rochelle Mercedes Garza	514	40.35%	<div><div></div></div>	80	392	40	2	0
LIB Mark Ash	41	3.22%	<div><div></div></div>	4	36	1	0	0
Total Votes Cast	1,274	100.00%	<div><div></div></div>	221	990	59	4	0
Overvotes	0			0	0	0	0	0
Undervotes	22			7	13	2	0	0
Contest Totals	1,296			228	1,003	61	4	0

PCT 036

Comptroller of Public Accounts

Vote For 1

	TOTAL	VOTE %		Election Day	Early Voting	Ballot By Mail	Provisional Ballots	Limited Ballots
REP Glenn Hegar	826	65.40%	<div><div></div></div>	159	641	24	2	0
DEM Janet T. Dudding	429	33.97%	<div><div></div></div>	56	335	36	2	0
LIB V. Alonzo Echevarria-Garza	8	0.63%	<div><div></div></div>	2	6	0	0	0
Total Votes Cast	1,263	100.00%	<div><div></div></div>	217	982	60	4	0
Overvotes	0			0	0	0	0	0
Undervotes	33			11	21	1	0	0
Contest Totals	1,296			228	1,003	61	4	0

Commissioner of the General Land Office

Vote For 1

	TOTAL	VOTE %		Election Day	Early Voting	Ballot By Mail	Provisional Ballots	Limited Ballots
REP Dawn Buckingham	795	62.95%	<div><div></div></div>	156	617	20	2	0
DEM Jay Kleberg	463	36.66%	<div><div></div></div>	58	363	40	2	0
GRN Alfred Molison, Jr	5	0.40%	<div><div></div></div>	1	4	0	0	0
Write-In Totals	0	0.00%	<div><div></div></div>	0	0	0	0	0
Total Votes Cast	1,263	100.00%	<div><div></div></div>	215	984	60	4	0
Overvotes	0			0	0	0	0	0
Undervotes	33			13	19	1	0	0
Contest Totals	1,296			228	1,003	61	4	0

Commissioner of Agriculture

Vote For 1

	TOTAL	VOTE %		Election Day	Early Voting	Ballot By Mail	Provisional Ballots	Limited Ballots
REP Sid Miller	784	62.32%	<div><div></div></div>	152	612	18	2	0
DEM Susan Hays	474	37.68%	<div><div></div></div>	63	369	40	2	0
Total Votes Cast	1,258	100.00%	<div><div></div></div>	215	981	58	4	0
Overvotes	0			0	0	0	0	0
Undervotes	38			13	22	3	0	0
Contest Totals	1,296			228	1,003	61	4	0

Railroad Commissioner

Vote For 1

	TOTAL	VOTE %		Election Day	Early Voting	Ballot By Mail	Provisional Ballots	Limited Ballots
REP Wayne Christian	778	61.80%	<div><div></div></div>	151	606	19	2	0
DEM Luke Warford	460	36.54%	<div><div></div></div>	61	356	41	2	0
LIB Jaime Andres Diez	17	1.35%	<div><div></div></div>	2	15	0	0	0
GRN Hunter Wayne Crow	4	0.32%	<div><div></div></div>	2	2	0	0	0
Total Votes Cast	1,259	100.00%	<div><div></div></div>	216	979	60	4	0
Overvotes	0			0	0	0	0	0
Undervotes	37			12	24	1	0	0
Contest Totals	1,296			228	1,003	61	4	0

PCT 036

Justice, Supreme Court, Place 3

Vote For 1

	TOTAL	VOTE %		Election Day	Early Voting	Ballot By Mail	Provisional Ballots	Limited Ballots
REP Debra Lehrmann	813	64.37%	<div><div></div></div>	153	633	25	2	0
DEM Erin A. Nowell	435	34.44%	<div><div></div></div>	62	337	34	2	0
LIB Thomas Edward Oxford	15	1.19%	<div><div></div></div>	2	12	1	0	0
Total Votes Cast	1,263	100.00%	<div><div></div></div>	217	982	60	4	0
Overvotes	0			0	0	0	0	0
Undervotes	33			11	21	1	0	0
Contest Totals	1,296			228	1,003	61	4	0

Justice, Supreme Court, Place 5

Vote For 1

	TOTAL	VOTE %		Election Day	Early Voting	Ballot By Mail	Provisional Ballots	Limited Ballots
REP Rebeca Huddle	812	64.55%	<div><div></div></div>	150	634	26	2	0
DEM Amanda Reichel	446	35.45%	<div><div></div></div>	67	343	34	2	0
Total Votes Cast	1,258	100.00%	<div><div></div></div>	217	977	60	4	0
Overvotes	0			0	0	0	0	0
Undervotes	38			11	26	1	0	0
Contest Totals	1,296			228	1,003	61	4	0

Justice, Supreme Court, Place 9

Vote For 1

	TOTAL	VOTE %		Election Day	Early Voting	Ballot By Mail	Provisional Ballots	Limited Ballots
REP Evan Young	810	64.34%	<div><div></div></div>	149	634	25	2	0
DEM Julia Maldonado	449	35.66%	<div><div></div></div>	68	344	35	2	0
Total Votes Cast	1,259	100.00%	<div><div></div></div>	217	978	60	4	0
Overvotes	0			0	0	0	0	0
Undervotes	37			11	25	1	0	0
Contest Totals	1,296			228	1,003	61	4	0

Judge, Court of Criminal Appeals, Place 5

Vote For 1

	TOTAL	VOTE %		Election Day	Early Voting	Ballot By Mail	Provisional Ballots	Limited Ballots
REP Scott Walker	806	64.22%	<div><div></div></div>	150	630	24	2	0
DEM Dana Huffman	449	35.78%	<div><div></div></div>	65	346	36	2	0
Total Votes Cast	1,255	100.00%	<div><div></div></div>	215	976	60	4	0
Overvotes	0			0	0	0	0	0
Undervotes	41			13	27	1	0	0
Contest Totals	1,296			228	1,003	61	4	0

PCT 036

Judge, Court of Criminal Appeals, Place 6

Vote For 1

	TOTAL	VOTE %		Election Day	Early Voting	Ballot By Mail	Provisional Ballots	Limited Ballots
REP Jesse F. McClure, III	810	64.96%	<div><div></div></div>	151	634	23	2	0
DEM Robert Johnson	437	35.04%	<div><div></div></div>	63	336	36	2	0
Total Votes Cast	1,247	100.00%	<div><div></div></div>	214	970	59	4	0
Overvotes	0			0	0	0	0	0
Undervotes	49			14	33	2	0	0
Contest Totals	1,296			228	1,003	61	4	0

Member, State Board of Education, District 12 CCD

Vote For 1

	TOTAL	VOTE %		Election Day	Early Voting	Ballot By Mail	Provisional Ballots	Limited Ballots
REP Pam Little	787	62.91%	<div><div></div></div>	146	618	21	2	0
DEM Alex Cornwallis	446	35.65%	<div><div></div></div>	69	337	38	2	0
LIB Christy Mowrey	18	1.44%	<div><div></div></div>	1	16	1	0	0
Write-In Totals	0	0.00%	<div><div></div></div>	0	0	0	0	0
Total Votes Cast	1,251	100.00%	<div><div></div></div>	216	971	60	4	0
Overvotes	0			0	0	0	0	0
Undervotes	45			12	32	1	0	0
Contest Totals	1,296			228	1,003	61	4	0

State Senator, District 2

Vote For 1

	TOTAL	VOTE %		Election Day	Early Voting	Ballot By Mail	Provisional Ballots	Limited Ballots
REP Bob Hall	804	64.53%	<div><div></div></div>	149	631	22	2	0
DEM Prince S. Giadolor	442	35.47%	<div><div></div></div>	66	338	36	2	0
Total Votes Cast	1,246	100.00%	<div><div></div></div>	215	969	58	4	0
Overvotes	0			0	0	0	0	0
Undervotes	50			13	34	3	0	0
Contest Totals	1,296			228	1,003	61	4	0

State Representative, District 70

Vote For 1

	TOTAL	VOTE %		Election Day	Early Voting	Ballot By Mail	Provisional Ballots	Limited Ballots
REP Jamee Jolly	815	64.48%	<div><div></div></div>	153	640	20	2	0
DEM Mihaela Elizabeth Plesa	449	35.52%	<div><div></div></div>	67	341	39	2	0
Total Votes Cast	1,264	100.00%	<div><div></div></div>	220	981	59	4	0
Overvotes	0			0	0	0	0	0
Undervotes	32			8	22	2	0	0
Contest Totals	1,296			228	1,003	61	4	0

PCT 036

Justice, 5th Court of Appeals District, Place 4

Vote For 1

	TOTAL	VOTE %		Election Day	Early Voting	Ballot By Mail	Provisional Ballots	Limited Ballots
REP Emily A. Miskel	809	64.98%	<div><div></div></div>	151	634	22	2	0
DEM Maricela Moore	436	35.02%	<div><div></div></div>	63	336	35	2	0
Total Votes Cast	1,245	100.00%	<div><div></div></div>	214	970	57	4	0
Overvotes	0			0	0	0	0	0
Undervotes	51			14	33	4	0	0
Contest Totals	1,296			228	1,003	61	4	0

Justice, 5th Court of Appeals District, Place 7

Vote For 1

	TOTAL	VOTE %		Election Day	Early Voting	Ballot By Mail	Provisional Ballots	Limited Ballots
REP Kristina Williams	797	64.17%	<div><div></div></div>	145	627	23	2	0
DEM Nancy Kennedy	445	35.83%	<div><div></div></div>	68	340	35	2	0
Total Votes Cast	1,242	100.00%	<div><div></div></div>	213	967	58	4	0
Overvotes	0			0	0	0	0	0
Undervotes	54			15	36	3	0	0
Contest Totals	1,296			228	1,003	61	4	0

County Judge CCD

Vote For 1

	TOTAL	VOTE %		Election Day	Early Voting	Ballot By Mail	Provisional Ballots	Limited Ballots
REP Chris Hill	811	65.14%	<div><div></div></div>	153	635	21	2	0
DEM Joshua Murray	434	34.86%	<div><div></div></div>	61	334	37	2	0
Total Votes Cast	1,245	100.00%	<div><div></div></div>	214	969	58	4	0
Overvotes	0			0	0	0	0	0
Undervotes	51			14	34	3	0	0
Contest Totals	1,296			228	1,003	61	4	0

District Clerk CCD

Vote For 1

	TOTAL	VOTE %		Election Day	Early Voting	Ballot By Mail	Provisional Ballots	Limited Ballots
REP Mike Gould	804	64.68%	<div><div></div></div>	152	626	24	2	0
DEM David Brignac	439	35.32%	<div><div></div></div>	62	340	35	2	0
Total Votes Cast	1,243	100.00%	<div><div></div></div>	214	966	59	4	0
Overvotes	0			0	0	0	0	0
Undervotes	53			14	37	2	0	0
Contest Totals	1,296			228	1,003	61	4	0

PCT 036

County Commissioner, Precinct 4

Vote For 1

	TOTAL	VOTE %		Election Day	Early Voting	Ballot By Mail	Provision al Ballots	Limited Ballots
REP Duncan Webb	799	64.13%	<div><div></div></div>	147	626	24	2	0
DEM Jeffrey Williams	447	35.87%	<div><div></div></div>	65	345	35	2	0
Total Votes Cast	1,246	100.00%	<div><div></div></div>	212	971	59	4	0
Overvotes	0			0	0	0	0	0
Undervotes	50			16	32	2	0	0
Contest Totals	1,296			228	1,003	61	4	0

Justice of the Peace, Precinct 3

Vote For 1

	TOTAL	VOTE %		Election Day	Early Voting	Ballot By Mail	Provision al Ballots	Limited Ballots
REP Mike Missildine	800	64.41%	<div><div></div></div>	147	628	23	2	0
DEM Irvin Lynn Barrett	442	35.59%	<div><div></div></div>	66	339	35	2	0
Total Votes Cast	1,242	100.00%	<div><div></div></div>	213	967	58	4	0
Overvotes	0			0	0	0	0	0
Undervotes	54			15	36	3	0	0
Contest Totals	1,296			228	1,003	61	4	0

PCT 037

U. S. Representative District 3

Vote For 1

	TOTAL	VOTE %		Election Day	Early Voting	Ballot By Mail	Provisional Ballots	Limited Ballots
REP Keith Self	1,146	84.39%	<div><div></div></div>	438	696	12	0	0
DEM Sandeep Srivastava	171	12.59%	<div><div></div></div>	57	103	11	0	0
LIB Christopher Claytor	41	3.02%	<div><div></div></div>	18	23	0	0	0
Total Votes Cast	1,358	100.00%	<div><div></div></div>	513	822	23	0	0
Overvotes	0			0	0	0	0	0
Undervotes	34			9	25	0	0	0
Contest Totals	1,392			522	847	23	0	0

Governor

Vote For 1

	TOTAL	VOTE %		Election Day	Early Voting	Ballot By Mail	Provisional Ballots	Limited Ballots
REP Greg Abbott	1,169	84.10%	<div><div></div></div>	436	722	11	0	0
DEM Beto O'Rourke	196	14.10%	<div><div></div></div>	69	115	12	0	0
LIB Mark Tippetts	21	1.51%	<div><div></div></div>	15	6	0	0	0
GRN Delilah Barrios	4	0.29%	<div><div></div></div>	1	3	0	0	0
Write-In Totals	0	0.00%	<div><div></div></div>	0	0	0	0	0
Total Votes Cast	1,390	100.00%	<div><div></div></div>	521	846	23	0	0
Overvotes	0			0	0	0	0	0
Undervotes	2			1	1	0	0	0
Contest Totals	1,392			522	847	23	0	0

Lieutenant Governor

Vote For 1

	TOTAL	VOTE %		Election Day	Early Voting	Ballot By Mail	Provisional Ballots	Limited Ballots
REP Dan Patrick	1,128	81.98%	<div><div></div></div>	429	688	11	0	0
DEM Mike Collier	208	15.12%	<div><div></div></div>	70	126	12	0	0
LIB Shanna Steele	40	2.91%	<div><div></div></div>	20	20	0	0	0
Total Votes Cast	1,376	100.00%	<div><div></div></div>	519	834	23	0	0
Overvotes	0			0	0	0	0	0
Undervotes	16			3	13	0	0	0
Contest Totals	1,392			522	847	23	0	0

Attorney General

Vote For 1

	TOTAL	VOTE %		Election Day	Early Voting	Ballot By Mail	Provisional Ballots	Limited Ballots
REP Ken Paxton	1,116	81.88%	<div><div></div></div>	425	682	9	0	0
DEM Rochelle Mercedes Garza	193	14.16%	<div><div></div></div>	66	113	14	0	0
LIB Mark Ash	54	3.96%	<div><div></div></div>	22	32	0	0	0
Total Votes Cast	1,363	100.00%	<div><div></div></div>	513	827	23	0	0
Overvotes	0			0	0	0	0	0
Undervotes	29			9	20	0	0	0
Contest Totals	1,392			522	847	23	0	0

PCT 037

Comptroller of Public Accounts

Vote For 1

	TOTAL	VOTE %		Election Day	Early Voting	Ballot By Mail	Provisional Ballots	Limited Ballots
REP Glenn Hegar	1,159	85.28%	<div><div></div></div>	432	715	12	0	0
DEM Janet T. Dudding	174	12.80%	<div><div></div></div>	62	101	11	0	0
LIB V. Alonzo Echevarria-Garza	26	1.91%	<div><div></div></div>	18	8	0	0	0
Total Votes Cast	1,359	100.00%	<div><div></div></div>	512	824	23	0	0
Overvotes	0			0	0	0	0	0
Undervotes	33			10	23	0	0	0
Contest Totals	1,392			522	847	23	0	0

Commissioner of the General Land Office

Vote For 1

	TOTAL	VOTE %		Election Day	Early Voting	Ballot By Mail	Provisional Ballots	Limited Ballots
REP Dawn Buckingham	1,170	86.16%	<div><div></div></div>	443	715	12	0	0
DEM Jay Kleberg	175	12.89%	<div><div></div></div>	62	103	10	0	0
GRN Alfred Molison, Jr	13	0.96%	<div><div></div></div>	8	5	0	0	0
Write-In Totals	0	0.00%	<div><div></div></div>	0	0	0	0	0
Total Votes Cast	1,358	100.00%	<div><div></div></div>	513	823	22	0	0
Overvotes	0			0	0	0	0	0
Undervotes	34			9	24	1	0	0
Contest Totals	1,392			522	847	23	0	0

Commissioner of Agriculture

Vote For 1

	TOTAL	VOTE %		Election Day	Early Voting	Ballot By Mail	Provisional Ballots	Limited Ballots
REP Sid Miller	1,158	85.34%	<div><div></div></div>	439	708	11	0	0
DEM Susan Hays	199	14.66%	<div><div></div></div>	72	116	11	0	0
Total Votes Cast	1,357	100.00%	<div><div></div></div>	511	824	22	0	0
Overvotes	0			0	0	0	0	0
Undervotes	35			11	23	1	0	0
Contest Totals	1,392			522	847	23	0	0

Railroad Commissioner

Vote For 1

	TOTAL	VOTE %		Election Day	Early Voting	Ballot By Mail	Provisional Ballots	Limited Ballots
REP Wayne Christian	1,147	84.52%	<div><div></div></div>	430	705	12	0	0
DEM Luke Warford	177	13.04%	<div><div></div></div>	59	108	10	0	0
LIB Jaime Andres Diez	26	1.92%	<div><div></div></div>	18	8	0	0	0
GRN Hunter Wayne Crow	7	0.52%	<div><div></div></div>	5	2	0	0	0
Total Votes Cast	1,357	100.00%	<div><div></div></div>	512	823	22	0	0
Overvotes	0			0	0	0	0	0
Undervotes	35			10	24	1	0	0
Contest Totals	1,392			522	847	23	0	0

PCT 037

Justice, Supreme Court, Place 3

Vote For 1

	TOTAL	VOTE %		Election Day	Early Voting	Ballot By Mail	Provisional Ballots	Limited Ballots
REP Debra Lehrmann	1,150	84.93%	<div><div></div></div>	430	708	12	0	0
DEM Erin A. Nowell	182	13.44%	<div><div></div></div>	67	105	10	0	0
LIB Thomas Edward Oxford	22	1.62%	<div><div></div></div>	12	10	0	0	0
Total Votes Cast	1,354	100.00%	<div><div></div></div>	509	823	22	0	0
Overvotes	0			0	0	0	0	0
Undervotes	38			13	24	1	0	0
Contest Totals	1,392			522	847	23	0	0

Justice, Supreme Court, Place 5

Vote For 1

	TOTAL	VOTE %		Election Day	Early Voting	Ballot By Mail	Provisional Ballots	Limited Ballots
REP Rebeca Huddle	1,164	86.48%	<div><div></div></div>	440	712	12	0	0
DEM Amanda Reichel	182	13.52%	<div><div></div></div>	67	105	10	0	0
Total Votes Cast	1,346	100.00%	<div><div></div></div>	507	817	22	0	0
Overvotes	0			0	0	0	0	0
Undervotes	46			15	30	1	0	0
Contest Totals	1,392			522	847	23	0	0

Justice, Supreme Court, Place 9

Vote For 1

	TOTAL	VOTE %		Election Day	Early Voting	Ballot By Mail	Provisional Ballots	Limited Ballots
REP Evan Young	1,172	86.69%	<div><div></div></div>	441	719	12	0	0
DEM Julia Maldonado	180	13.31%	<div><div></div></div>	68	102	10	0	0
Total Votes Cast	1,352	100.00%	<div><div></div></div>	509	821	22	0	0
Overvotes	0			0	0	0	0	0
Undervotes	40			13	26	1	0	0
Contest Totals	1,392			522	847	23	0	0

Judge, Court of Criminal Appeals, Place 5

Vote For 1

	TOTAL	VOTE %		Election Day	Early Voting	Ballot By Mail	Provisional Ballots	Limited Ballots
REP Scott Walker	1,167	86.51%	<div><div></div></div>	438	717	12	0	0
DEM Dana Huffman	182	13.49%	<div><div></div></div>	70	102	10	0	0
Total Votes Cast	1,349	100.00%	<div><div></div></div>	508	819	22	0	0
Overvotes	0			0	0	0	0	0
Undervotes	43			14	28	1	0	0
Contest Totals	1,392			522	847	23	0	0

PCT 037

Judge, Court of Criminal Appeals, Place 6

Vote For 1

	TOTAL	VOTE %		Election Day	Early Voting	Ballot By Mail	Provisional Ballots	Limited Ballots
REP Jesse F. McClure, III	1,166	86.63%	<div><div></div></div>	442	712	12	0	0
DEM Robert Johnson	180	13.37%	<div><div></div></div>	66	105	9	0	0
Total Votes Cast	1,346	100.00%	<div><div></div></div>	508	817	21	0	0
Overvotes	0			0	0	0	0	0
Undervotes	46			14	30	2	0	0
Contest Totals	1,392			522	847	23	0	0

Member, State Board of Education, District 12 CCD

Vote For 1

	TOTAL	VOTE %		Election Day	Early Voting	Ballot By Mail	Provisional Ballots	Limited Ballots
REP Pam Little	1,138	84.30%	<div><div></div></div>	425	701	12	0	0
DEM Alex Cornwallis	180	13.33%	<div><div></div></div>	64	106	10	0	0
LIB Christy Mowrey	32	2.37%	<div><div></div></div>	20	12	0	0	0
Write-In Totals	0	0.00%	<div><div></div></div>	0	0	0	0	0
Total Votes Cast	1,350	100.00%	<div><div></div></div>	509	819	22	0	0
Overvotes	0			0	0	0	0	0
Undervotes	42			13	28	1	0	0
Contest Totals	1,392			522	847	23	0	0

State Senator, District 8

Vote For 1

	TOTAL	VOTE %		Election Day	Early Voting	Ballot By Mail	Provisional Ballots	Limited Ballots
REP Angela Paxton	1,123	83.31%	<div><div></div></div>	426	686	11	0	0
DEM Jonathan Cocks	189	14.02%	<div><div></div></div>	62	115	12	0	0
LIB Edward Kless	36	2.67%	<div><div></div></div>	19	17	0	0	0
Total Votes Cast	1,348	100.00%	<div><div></div></div>	507	818	23	0	0
Overvotes	0			0	0	0	0	0
Undervotes	44			15	29	0	0	0
Contest Totals	1,392			522	847	23	0	0

State Representative, District 67

Vote For 1

	TOTAL	VOTE %		Election Day	Early Voting	Ballot By Mail	Provisional Ballots	Limited Ballots
REP Jeff Leach	1,164	85.97%	<div><div></div></div>	440	712	12	0	0
DEM Kevin Morris	190	14.03%	<div><div></div></div>	70	109	11	0	0
Total Votes Cast	1,354	100.00%	<div><div></div></div>	510	821	23	0	0
Overvotes	0			0	0	0	0	0
Undervotes	38			12	26	0	0	0
Contest Totals	1,392			522	847	23	0	0

PCT 037

Justice, 5th Court of Appeals District, Place 4

Vote For 1

	TOTAL	VOTE %		Election Day	Early Voting	Ballot By Mail	Provisional Ballots	Limited Ballots
REP Emily A. Miskel	1,168	86.45%	<div><div></div></div>	441	714	13	0	0
DEM Maricela Moore	183	13.55%	<div><div></div></div>	68	106	9	0	0
Total Votes Cast	1,351	100.00%	<div><div></div></div>	509	820	22	0	0
Overvotes	0			0	0	0	0	0
Undervotes	41			13	27	1	0	0
Contest Totals	1,392			522	847	23	0	0

Justice, 5th Court of Appeals District, Place 7

Vote For 1

	TOTAL	VOTE %		Election Day	Early Voting	Ballot By Mail	Provisional Ballots	Limited Ballots
REP Kristina Williams	1,156	86.40%	<div><div></div></div>	434	711	11	0	0
DEM Nancy Kennedy	182	13.60%	<div><div></div></div>	69	102	11	0	0
Total Votes Cast	1,338	100.00%	<div><div></div></div>	503	813	22	0	0
Overvotes	0			0	0	0	0	0
Undervotes	54			19	34	1	0	0
Contest Totals	1,392			522	847	23	0	0

County Judge CCD

Vote For 1

	TOTAL	VOTE %		Election Day	Early Voting	Ballot By Mail	Provisional Ballots	Limited Ballots
REP Chris Hill	1,150	85.00%	<div><div></div></div>	440	698	12	0	0
DEM Joshua Murray	203	15.00%	<div><div></div></div>	73	120	10	0	0
Total Votes Cast	1,353	100.00%	<div><div></div></div>	513	818	22	0	0
Overvotes	0			0	0	0	0	0
Undervotes	39			9	29	1	0	0
Contest Totals	1,392			522	847	23	0	0

District Clerk CCD

Vote For 1

	TOTAL	VOTE %		Election Day	Early Voting	Ballot By Mail	Provisional Ballots	Limited Ballots
REP Mike Gould	1,165	86.36%	<div><div></div></div>	443	710	12	0	0
DEM David Brignac	184	13.64%	<div><div></div></div>	68	106	10	0	0
Total Votes Cast	1,349	100.00%	<div><div></div></div>	511	816	22	0	0
Overvotes	0			0	0	0	0	0
Undervotes	43			11	31	1	0	0
Contest Totals	1,392			522	847	23	0	0

PCT 037

Justice of the Peace, Precinct 2

Vote For 1

	TOTAL	VOTE %		Election Day	Early Voting	Ballot By Mail	Provision al Ballots	Limited Ballots
REP Ellen Skinner	1,151	85.32%	<div><div></div></div>	441	699	11	0	0
DEM Jennifer McKenzie	198	14.68%	<div><div></div></div>	70	118	10	0	0
Total Votes Cast	1,349	100.00%	<div><div></div></div>	511	817	21	0	0
Overvotes	0			0	0	0	0	0
Undervotes	43			11	30	2	0	0
Contest Totals	1,392			522	847	23	0	0

PCT 038

U. S. Representative District 3

Vote For 1

	TOTAL	VOTE %		Election Day	Early Voting	Ballot By Mail	Provisional Ballots	Limited Ballots
REP Keith Self	608	45.10%	<div><div></div></div>	239	356	13	0	0
DEM Sandeep Srivastava	695	51.56%	<div><div></div></div>	221	467	7	0	0
LIB Christopher Claytor	45	3.34%	<div><div></div></div>	21	23	1	0	0
Total Votes Cast	1,348	100.00%	<div><div></div></div>	481	846	21	0	0
Overvotes	0			0	0	0	0	0
Undervotes	21			7	14	0	0	0
Contest Totals	1,369			488	860	21	0	0

Governor

Vote For 1

	TOTAL	VOTE %		Election Day	Early Voting	Ballot By Mail	Provisional Ballots	Limited Ballots
REP Greg Abbott	602	44.13%	<div><div></div></div>	231	358	13	0	0
DEM Beto O'Rourke	741	54.33%	<div><div></div></div>	242	492	7	0	0
LIB Mark Tippetts	16	1.17%	<div><div></div></div>	9	6	1	0	0
GRN Delilah Barrios	4	0.29%	<div><div></div></div>	4	0	0	0	0
Write-In Totals	1	0.07%	<div><div></div></div>	0	1	0	0	0
Total Votes Cast	1,364	100.00%	<div><div></div></div>	486	857	21	0	0
Overvotes	0			0	0	0	0	0
Undervotes	5			2	3	0	0	0
Contest Totals	1,369			488	860	21	0	0

Lieutenant Governor

Vote For 1

	TOTAL	VOTE %		Election Day	Early Voting	Ballot By Mail	Provisional Ballots	Limited Ballots
REP Dan Patrick	583	42.90%	<div><div></div></div>	229	341	13	0	0
DEM Mike Collier	730	53.72%	<div><div></div></div>	233	490	7	0	0
LIB Shanna Steele	46	3.38%	<div><div></div></div>	22	23	1	0	0
Total Votes Cast	1,359	100.00%	<div><div></div></div>	484	854	21	0	0
Overvotes	0			0	0	0	0	0
Undervotes	10			4	6	0	0	0
Contest Totals	1,369			488	860	21	0	0

Attorney General

Vote For 1

	TOTAL	VOTE %		Election Day	Early Voting	Ballot By Mail	Provisional Ballots	Limited Ballots
REP Ken Paxton	574	42.64%	<div><div></div></div>	230	331	13	0	0
DEM Rochelle Mercedes Garza	728	54.09%	<div><div></div></div>	230	491	7	0	0
LIB Mark Ash	44	3.27%	<div><div></div></div>	19	24	1	0	0
Total Votes Cast	1,346	100.00%	<div><div></div></div>	479	846	21	0	0
Overvotes	0			0	0	0	0	0
Undervotes	23			9	14	0	0	0
Contest Totals	1,369			488	860	21	0	0

PCT 038

Comptroller of Public Accounts

Vote For 1

	TOTAL	VOTE %		Election Day	Early Voting	Ballot By Mail	Provisional Ballots	Limited Ballots
REP Glenn Hegar	640	47.76%	<div><div></div></div>	245	382	13	0	0
DEM Janet T. Dudding	669	49.93%	<div><div></div></div>	211	451	7	0	0
LIB V. Alonzo Echevarria-Garza	31	2.31%	<div><div></div></div>	15	15	1	0	0
Total Votes Cast	1,340	100.00%	<div><div></div></div>	471	848	21	0	0
Overvotes	0			0	0	0	0	0
Undervotes	29			17	12	0	0	0
Contest Totals	1,369			488	860	21	0	0

Commissioner of the General Land Office

Vote For 1

	TOTAL	VOTE %		Election Day	Early Voting	Ballot By Mail	Provisional Ballots	Limited Ballots
REP Dawn Buckingham	623	46.63%	<div><div></div></div>	244	366	13	0	0
DEM Jay Kleberg	687	51.42%	<div><div></div></div>	210	470	7	0	0
GRN Alfred Molison, Jr	26	1.95%	<div><div></div></div>	14	12	0	0	0
Write-In Totals	0	0.00%	<div><div></div></div>	0	0	0	0	0
Total Votes Cast	1,336	100.00%	<div><div></div></div>	468	848	20	0	0
Overvotes	0			0	0	0	0	0
Undervotes	33			20	12	1	0	0
Contest Totals	1,369			488	860	21	0	0

Commissioner of Agriculture

Vote For 1

	TOTAL	VOTE %		Election Day	Early Voting	Ballot By Mail	Provisional Ballots	Limited Ballots
REP Sid Miller	633	47.42%	<div><div></div></div>	249	370	14	0	0
DEM Susan Hays	702	52.58%	<div><div></div></div>	220	476	6	0	0
Total Votes Cast	1,335	100.00%	<div><div></div></div>	469	846	20	0	0
Overvotes	0			0	0	0	0	0
Undervotes	34			19	14	1	0	0
Contest Totals	1,369			488	860	21	0	0

Railroad Commissioner

Vote For 1

	TOTAL	VOTE %		Election Day	Early Voting	Ballot By Mail	Provisional Ballots	Limited Ballots
REP Wayne Christian	610	45.52%	<div><div></div></div>	232	365	13	0	0
DEM Luke Warford	666	49.70%	<div><div></div></div>	207	453	6	0	0
LIB Jaime Andres Diez	48	3.58%	<div><div></div></div>	24	23	1	0	0
GRN Hunter Wayne Crow	16	1.19%	<div><div></div></div>	8	7	1	0	0
Total Votes Cast	1,340	100.00%	<div><div></div></div>	471	848	21	0	0
Overvotes	0			0	0	0	0	0
Undervotes	29			17	12	0	0	0
Contest Totals	1,369			488	860	21	0	0

PCT 038

Justice, Supreme Court, Place 3

Vote For 1

	TOTAL	VOTE %		Election Day	Early Voting	Ballot By Mail	Provisional Ballots	Limited Ballots
REP Debra Lehrmann	613	45.95%	<div><div></div></div>	235	365	13	0	0
DEM Erin A. Nowell	689	51.65%	<div><div></div></div>	221	462	6	0	0
LIB Thomas Edward Oxford	32	2.40%	<div><div></div></div>	15	15	2	0	0
Total Votes Cast	1,334	100.00%	<div><div></div></div>	471	842	21	0	0
Overvotes	0			0	0	0	0	0
Undervotes	35			17	18	0	0	0
Contest Totals	1,369			488	860	21	0	0

Justice, Supreme Court, Place 5

Vote For 1

	TOTAL	VOTE %		Election Day	Early Voting	Ballot By Mail	Provisional Ballots	Limited Ballots
REP Rebeca Huddle	624	46.95%	<div><div></div></div>	245	366	13	0	0
DEM Amanda Reichel	705	53.05%	<div><div></div></div>	224	474	7	0	0
Total Votes Cast	1,329	100.00%	<div><div></div></div>	469	840	20	0	0
Overvotes	0			0	0	0	0	0
Undervotes	40			19	20	1	0	0
Contest Totals	1,369			488	860	21	0	0

Justice, Supreme Court, Place 9

Vote For 1

	TOTAL	VOTE %		Election Day	Early Voting	Ballot By Mail	Provisional Ballots	Limited Ballots
REP Evan Young	613	46.26%	<div><div></div></div>	238	362	13	0	0
DEM Julia Maldonado	712	53.74%	<div><div></div></div>	230	475	7	0	0
Total Votes Cast	1,325	100.00%	<div><div></div></div>	468	837	20	0	0
Overvotes	0			0	0	0	0	0
Undervotes	44			20	23	1	0	0
Contest Totals	1,369			488	860	21	0	0

Judge, Court of Criminal Appeals, Place 5

Vote For 1

	TOTAL	VOTE %		Election Day	Early Voting	Ballot By Mail	Provisional Ballots	Limited Ballots
REP Scott Walker	617	46.71%	<div><div></div></div>	242	362	13	0	0
DEM Dana Huffman	704	53.29%	<div><div></div></div>	222	475	7	0	0
Total Votes Cast	1,321	100.00%	<div><div></div></div>	464	837	20	0	0
Overvotes	0			0	0	0	0	0
Undervotes	48			24	23	1	0	0
Contest Totals	1,369			488	860	21	0	0

PCT 038

Judge, Court of Criminal Appeals, Place 6

Vote For 1

	TOTAL	VOTE %		Election Day	Early Voting	Ballot By Mail	Provisional Ballots	Limited Ballots
REP Jesse F. McClure, III	626	47.35%	<div><div></div></div>	246	367	13	0	0
DEM Robert Johnson	696	52.65%	<div><div></div></div>	222	467	7	0	0
Total Votes Cast	1,322	100.00%	<div><div></div></div>	468	834	20	0	0
Overvotes	0			0	0	0	0	0
Undervotes	47			20	26	1	0	0
Contest Totals	1,369			488	860	21	0	0

Member, State Board of Education, District 12 CCD

Vote For 1

	TOTAL	VOTE %		Election Day	Early Voting	Ballot By Mail	Provisional Ballots	Limited Ballots
REP Pam Little	605	45.45%	<div><div></div></div>	234	358	13	0	0
DEM Alex Cornwallis	675	50.71%	<div><div></div></div>	211	458	6	0	0
LIB Christy Mowrey	49	3.68%	<div><div></div></div>	25	22	2	0	0
Write-In Totals	2	0.15%	<div><div></div></div>	0	2	0	0	0
Total Votes Cast	1,331	100.00%	<div><div></div></div>	470	840	21	0	0
Overvotes	0			0	0	0	0	0
Undervotes	38			18	20	0	0	0
Contest Totals	1,369			488	860	21	0	0

State Senator, District 8

Vote For 1

	TOTAL	VOTE %		Election Day	Early Voting	Ballot By Mail	Provisional Ballots	Limited Ballots
REP Angela Paxton	586	44.03%	<div><div></div></div>	230	343	13	0	0
DEM Jonathan Cocks	702	52.74%	<div><div></div></div>	222	473	7	0	0
LIB Edward Kless	43	3.23%	<div><div></div></div>	20	22	1	0	0
Total Votes Cast	1,331	100.00%	<div><div></div></div>	472	838	21	0	0
Overvotes	0			0	0	0	0	0
Undervotes	38			16	22	0	0	0
Contest Totals	1,369			488	860	21	0	0

State Representative, District 67

Vote For 1

	TOTAL	VOTE %		Election Day	Early Voting	Ballot By Mail	Provisional Ballots	Limited Ballots
REP Jeff Leach	616	46.53%	<div><div></div></div>	244	359	13	0	0
DEM Kevin Morris	708	53.47%	<div><div></div></div>	224	477	7	0	0
Total Votes Cast	1,324	100.00%	<div><div></div></div>	468	836	20	0	0
Overvotes	0			0	0	0	0	0
Undervotes	45			20	24	1	0	0
Contest Totals	1,369			488	860	21	0	0

PCT 038

Justice, 5th Court of Appeals District, Place 4

Vote For 1

	TOTAL	VOTE %		Election Day	Early Voting	Ballot By Mail	Provisional Ballots	Limited Ballots
REP Emily A. Miskel	621	47.15%	<div><div></div></div>	243	366	12	0	0
DEM Maricela Moore	696	52.85%	<div><div></div></div>	221	468	7	0	0
Total Votes Cast	1,317	100.00%	<div><div></div></div>	464	834	19	0	0
Overvotes	0			0	0	0	0	0
Undervotes	52			24	26	2	0	0
Contest Totals	1,369			488	860	21	0	0

Justice, 5th Court of Appeals District, Place 7

Vote For 1

	TOTAL	VOTE %		Election Day	Early Voting	Ballot By Mail	Provisional Ballots	Limited Ballots
REP Kristina Williams	611	46.46%	<div><div></div></div>	238	361	12	0	0
DEM Nancy Kennedy	704	53.54%	<div><div></div></div>	224	473	7	0	0
Total Votes Cast	1,315	100.00%	<div><div></div></div>	462	834	19	0	0
Overvotes	0			0	0	0	0	0
Undervotes	54			26	26	2	0	0
Contest Totals	1,369			488	860	21	0	0

County Judge CCD

Vote For 1

	TOTAL	VOTE %		Election Day	Early Voting	Ballot By Mail	Provisional Ballots	Limited Ballots
REP Chris Hill	624	47.06%	<div><div></div></div>	241	371	12	0	0
DEM Joshua Murray	702	52.94%	<div><div></div></div>	225	469	8	0	0
Total Votes Cast	1,326	100.00%	<div><div></div></div>	466	840	20	0	0
Overvotes	0			0	0	0	0	0
Undervotes	43			22	20	1	0	0
Contest Totals	1,369			488	860	21	0	0

District Clerk CCD

Vote For 1

	TOTAL	VOTE %		Election Day	Early Voting	Ballot By Mail	Provisional Ballots	Limited Ballots
REP Mike Gould	627	47.64%	<div><div></div></div>	249	366	12	0	0
DEM David Brignac	689	52.36%	<div><div></div></div>	214	468	7	0	0
Total Votes Cast	1,316	100.00%	<div><div></div></div>	463	834	19	0	0
Overvotes	0			0	0	0	0	0
Undervotes	53			25	26	2	0	0
Contest Totals	1,369			488	860	21	0	0

PCT 039

U. S. Representative, District 4

Vote For 1

	TOTAL	VOTE %		Election Day	Early Voting	Ballot By Mail	Provisional Ballots	Limited Ballots
REP Pat Fallon	625	42.37%	<div><div></div></div>	195	408	21	1	0
DEM Iro Omere	805	54.58%	<div><div></div></div>	195	579	31	0	0
LIB John Simmons	45	3.05%	<div><div></div></div>	19	25	1	0	0
Total Votes Cast	1,475	100.00%	<div><div></div></div>	409	1,012	53	1	0
Overvotes	0			0	0	0	0	0
Undervotes	35			15	19	1	0	0
Contest Totals	1,510			424	1,031	54	1	0

Governor

Vote For 1

	TOTAL	VOTE %		Election Day	Early Voting	Ballot By Mail	Provisional Ballots	Limited Ballots
REP Greg Abbott	637	42.33%	<div><div></div></div>	195	419	22	1	0
DEM Beto O'Rourke	841	55.88%	<div><div></div></div>	213	597	31	0	0
LIB Mark Tippetts	19	1.26%	<div><div></div></div>	10	9	0	0	0
GRN Delilah Barrios	5	0.33%	<div><div></div></div>	3	2	0	0	0
Write-In Totals	4	0.27%	<div><div></div></div>	2	2	0	0	0
Total Votes Cast	1,505	100.00%	<div><div></div></div>	422	1,029	53	1	0
Overvotes	0			0	0	0	0	0
Undervotes	5			2	2	1	0	0
Contest Totals	1,510			424	1,031	54	1	0

Lieutenant Governor

Vote For 1

	TOTAL	VOTE %		Election Day	Early Voting	Ballot By Mail	Provisional Ballots	Limited Ballots
REP Dan Patrick	597	40.18%	<div><div></div></div>	184	393	19	1	0
DEM Mike Collier	854	57.47%	<div><div></div></div>	210	609	35	0	0
LIB Shanna Steele	35	2.36%	<div><div></div></div>	17	18	0	0	0
Total Votes Cast	1,486	100.00%	<div><div></div></div>	411	1,020	54	1	0
Overvotes	0			0	0	0	0	0
Undervotes	24			13	11	0	0	0
Contest Totals	1,510			424	1,031	54	1	0

Attorney General

Vote For 1

	TOTAL	VOTE %		Election Day	Early Voting	Ballot By Mail	Provisional Ballots	Limited Ballots
REP Ken Paxton	594	40.05%	<div><div></div></div>	186	388	19	1	0
DEM Rochelle Mercedes Garza	839	56.57%	<div><div></div></div>	204	603	32	0	0
LIB Mark Ash	50	3.37%	<div><div></div></div>	21	28	1	0	0
Total Votes Cast	1,483	100.00%	<div><div></div></div>	411	1,019	52	1	0
Overvotes	0			0	0	0	0	0
Undervotes	27			13	12	2	0	0
Contest Totals	1,510			424	1,031	54	1	0

PCT 039

Comptroller of Public Accounts

Vote For 1

	TOTAL	VOTE %		Election Day	Early Voting	Ballot By Mail	Provisional Ballots	Limited Ballots
REP Glenn Hegar	635	43.29%	<div><div></div></div>	191	421	22	1	0
DEM Janet T. Dudding	794	54.12%	<div><div></div></div>	195	569	30	0	0
LIB V. Alonzo Echevarria-Garza	38	2.59%	<div><div></div></div>	16	21	1	0	0
Total Votes Cast	1,467	100.00%	<div><div></div></div>	402	1,011	53	1	0
Overvotes	0			0	0	0	0	0
Undervotes	43			22	20	1	0	0
Contest Totals	1,510			424	1,031	54	1	0

Commissioner of the General Land Office

Vote For 1

	TOTAL	VOTE %		Election Day	Early Voting	Ballot By Mail	Provisional Ballots	Limited Ballots
REP Dawn Buckingham	628	43.04%	<div><div></div></div>	190	415	22	1	0
DEM Jay Kleberg	808	55.38%	<div><div></div></div>	204	575	29	0	0
GRN Alfred Molison, Jr	22	1.51%	<div><div></div></div>	9	13	0	0	0
Write-In Totals	1	0.07%	<div><div></div></div>	0	0	1	0	0
Total Votes Cast	1,459	100.00%	<div><div></div></div>	403	1,003	52	1	0
Overvotes	0			0	0	0	0	0
Undervotes	51			21	28	2	0	0
Contest Totals	1,510			424	1,031	54	1	0

Commissioner of Agriculture

Vote For 1

	TOTAL	VOTE %		Election Day	Early Voting	Ballot By Mail	Provisional Ballots	Limited Ballots
REP Sid Miller	634	43.48%	<div><div></div></div>	202	411	21	0	0
DEM Susan Hays	824	56.52%	<div><div></div></div>	199	592	33	0	0
Total Votes Cast	1,458	100.00%	<div><div></div></div>	401	1,003	54	0	0
Overvotes	0			0	0	0	0	0
Undervotes	52			23	28	0	1	0
Contest Totals	1,510			424	1,031	54	1	0

Railroad Commissioner

Vote For 1

	TOTAL	VOTE %		Election Day	Early Voting	Ballot By Mail	Provisional Ballots	Limited Ballots
REP Wayne Christian	617	42.23%	<div><div></div></div>	189	404	23	1	0
DEM Luke Warford	777	53.18%	<div><div></div></div>	189	558	30	0	0
LIB Jaime Andres Diez	40	2.74%	<div><div></div></div>	18	22	0	0	0
GRN Hunter Wayne Crow	27	1.85%	<div><div></div></div>	8	19	0	0	0
Total Votes Cast	1,461	100.00%	<div><div></div></div>	404	1,003	53	1	0
Overvotes	0			0	0	0	0	0
Undervotes	49			20	28	1	0	0
Contest Totals	1,510			424	1,031	54	1	0

PCT 039

Justice, Supreme Court, Place 3

Vote For 1

	TOTAL	VOTE %		Election Day	Early Voting	Ballot By Mail	Provisional Ballots	Limited Ballots
REP Debra Lehrmann	624	42.62%	<div><div></div></div>	191	412	21	0	0
DEM Erin A. Nowell	805	54.99%	<div><div></div></div>	199	576	30	0	0
LIB Thomas Edward Oxford	35	2.39%	<div><div></div></div>	16	18	1	0	0
Total Votes Cast	1,464	100.00%	<div><div></div></div>	406	1,006	52	0	0
Overvotes	0			0	0	0	0	0
Undervotes	46			18	25	2	1	0
Contest Totals	1,510			424	1,031	54	1	0

Justice, Supreme Court, Place 5

Vote For 1

	TOTAL	VOTE %		Election Day	Early Voting	Ballot By Mail	Provisional Ballots	Limited Ballots
REP Rebeca Huddle	637	43.66%	<div><div></div></div>	195	419	22	1	0
DEM Amanda Reichel	822	56.34%	<div><div></div></div>	207	584	31	0	0
Total Votes Cast	1,459	100.00%	<div><div></div></div>	402	1,003	53	1	0
Overvotes	0			0	0	0	0	0
Undervotes	51			22	28	1	0	0
Contest Totals	1,510			424	1,031	54	1	0

Justice, Supreme Court, Place 9

Vote For 1

	TOTAL	VOTE %		Election Day	Early Voting	Ballot By Mail	Provisional Ballots	Limited Ballots
REP Evan Young	627	43.09%	<div><div></div></div>	192	412	22	1	0
DEM Julia Maldonado	828	56.91%	<div><div></div></div>	207	590	31	0	0
Total Votes Cast	1,455	100.00%	<div><div></div></div>	399	1,002	53	1	0
Overvotes	0			0	0	0	0	0
Undervotes	55			25	29	1	0	0
Contest Totals	1,510			424	1,031	54	1	0

Judge, Court of Criminal Appeals, Place 5

Vote For 1

	TOTAL	VOTE %		Election Day	Early Voting	Ballot By Mail	Provisional Ballots	Limited Ballots
REP Scott Walker	628	43.25%	<div><div></div></div>	194	411	22	1	0
DEM Dana Huffman	824	56.75%	<div><div></div></div>	203	590	31	0	0
Total Votes Cast	1,452	100.00%	<div><div></div></div>	397	1,001	53	1	0
Overvotes	0			0	0	0	0	0
Undervotes	58			27	30	1	0	0
Contest Totals	1,510			424	1,031	54	1	0

PCT 039

Judge, Court of Criminal Appeals, Place 6

Vote For 1

	TOTAL	VOTE %		Election Day	Early Voting	Ballot By Mail	Provisional Ballots	Limited Ballots
REP Jesse F. McClure, III	633	43.93%	<div><div></div></div>	197	412	23	1	0
DEM Robert Johnson	808	56.07%	<div><div></div></div>	199	581	28	0	0
Total Votes Cast	1,441	100.00%	<div><div></div></div>	396	993	51	1	0
Overvotes	0			0	0	0	0	0
Undervotes	69			28	38	3	0	0
Contest Totals	1,510			424	1,031	54	1	0

Member, State Board of Education, District 12 CCD

Vote For 1

	TOTAL	VOTE %		Election Day	Early Voting	Ballot By Mail	Provisional Ballots	Limited Ballots
REP Pam Little	617	42.46%	<div><div></div></div>	187	407	22	1	0
DEM Alex Cornwallis	771	53.06%	<div><div></div></div>	187	556	28	0	0
LIB Christy Mowrey	62	4.27%	<div><div></div></div>	26	35	1	0	0
Write-In Totals	3	0.21%	<div><div></div></div>	1	1	1	0	0
Total Votes Cast	1,453	100.00%	<div><div></div></div>	401	999	52	1	0
Overvotes	0			0	0	0	0	0
Undervotes	57			23	32	2	0	0
Contest Totals	1,510			424	1,031	54	1	0

State Senator, District 8

Vote For 1

	TOTAL	VOTE %		Election Day	Early Voting	Ballot By Mail	Provisional Ballots	Limited Ballots
REP Angela Paxton	595	40.87%	<div><div></div></div>	190	386	19	0	0
DEM Jonathan Cocks	819	56.25%	<div><div></div></div>	200	586	33	0	0
LIB Edward Kless	42	2.88%	<div><div></div></div>	14	27	1	0	0
Total Votes Cast	1,456	100.00%	<div><div></div></div>	404	999	53	0	0
Overvotes	0			0	0	0	0	0
Undervotes	54			20	32	1	1	0
Contest Totals	1,510			424	1,031	54	1	0

State Representative, District 67

Vote For 1

	TOTAL	VOTE %		Election Day	Early Voting	Ballot By Mail	Provisional Ballots	Limited Ballots
REP Jeff Leach	640	43.72%	<div><div></div></div>	199	419	21	1	0
DEM Kevin Morris	824	56.28%	<div><div></div></div>	202	589	33	0	0
Total Votes Cast	1,464	100.00%	<div><div></div></div>	401	1,008	54	1	0
Overvotes	0			0	0	0	0	0
Undervotes	46			23	23	0	0	0
Contest Totals	1,510			424	1,031	54	1	0

PCT 039

Justice, 5th Court of Appeals District, Place 4

Vote For 1

	TOTAL	VOTE %		Election Day	Early Voting	Ballot By Mail	Provisional Ballots	Limited Ballots
REP Emily A. Miskel	628	43.46%	<div><div></div></div>	192	414	21	1	0
DEM Maricela Moore	817	56.54%	<div><div></div></div>	205	581	31	0	0
Total Votes Cast	1,445	100.00%	<div><div></div></div>	397	995	52	1	0
Overvotes	0			0	0	0	0	0
Undervotes	65			27	36	2	0	0
Contest Totals	1,510			424	1,031	54	1	0

Justice, 5th Court of Appeals District, Place 7

Vote For 1

	TOTAL	VOTE %		Election Day	Early Voting	Ballot By Mail	Provisional Ballots	Limited Ballots
REP Kristina Williams	621	43.12%	<div><div></div></div>	188	412	20	1	0
DEM Nancy Kennedy	819	56.88%	<div><div></div></div>	206	583	30	0	0
Total Votes Cast	1,440	100.00%	<div><div></div></div>	394	995	50	1	0
Overvotes	0			0	0	0	0	0
Undervotes	70			30	36	4	0	0
Contest Totals	1,510			424	1,031	54	1	0

County Judge CCD

Vote For 1

	TOTAL	VOTE %		Election Day	Early Voting	Ballot By Mail	Provisional Ballots	Limited Ballots
REP Chris Hill	629	43.32%	<div><div></div></div>	194	412	22	1	0
DEM Joshua Murray	823	56.68%	<div><div></div></div>	204	590	29	0	0
Total Votes Cast	1,452	100.00%	<div><div></div></div>	398	1,002	51	1	0
Overvotes	0			0	0	0	0	0
Undervotes	58			26	29	3	0	0
Contest Totals	1,510			424	1,031	54	1	0

District Clerk CCD

Vote For 1

	TOTAL	VOTE %		Election Day	Early Voting	Ballot By Mail	Provisional Ballots	Limited Ballots
REP Mike Gould	629	43.65%	<div><div></div></div>	196	410	23	0	0
DEM David Brignac	812	56.35%	<div><div></div></div>	201	584	27	0	0
Total Votes Cast	1,441	100.00%	<div><div></div></div>	397	994	50	0	0
Overvotes	0			0	0	0	0	0
Undervotes	69			27	37	4	1	0
Contest Totals	1,510			424	1,031	54	1	0

PCT 039

County Commissioner, Precinct 4

Vote For 1

	TOTAL	VOTE %		Election Day	Early Voting	Ballot By Mail	Provisional Ballots	Limited Ballots
REP Duncan Webb	640	44.02%	<div><div></div></div>	201	417	21	1	0
DEM Jeffrey Williams	814	55.98%	<div><div></div></div>	202	582	30	0	0
Total Votes Cast	1,454	100.00%	<div><div></div></div>	403	999	51	1	0
Overvotes	0			0	0	0	0	0
Undervotes	56			21	32	3	0	0
Contest Totals	1,510			424	1,031	54	1	0

Justice of the Peace, Precinct 3

Vote For 1

	TOTAL	VOTE %		Election Day	Early Voting	Ballot By Mail	Provisional Ballots	Limited Ballots
REP Mike Missildine	636	44.01%	<div><div></div></div>	200	413	22	1	0
DEM Irvin Lynn Barrett	809	55.99%	<div><div></div></div>	200	580	29	0	0
Total Votes Cast	1,445	100.00%	<div><div></div></div>	400	993	51	1	0
Overvotes	0			0	0	0	0	0
Undervotes	65			24	38	3	0	0
Contest Totals	1,510			424	1,031	54	1	0

PCT 040

U. S. Representative District 3

Vote For 1

	TOTAL	VOTE %		Election Day	Early Voting	Ballot By Mail	Provisional Ballots	Limited Ballots
REP Keith Self	1,240	62.06%	<div><div></div></div>	266	907	63	4	0
DEM Sandeep Srivastava	689	34.48%	<div><div></div></div>	174	480	35	0	0
LIB Christopher Claytor	69	3.45%	<div><div></div></div>	22	43	4	0	0
Total Votes Cast	1,998	100.00%	<div><div></div></div>	462	1,430	102	4	0
Overvotes	0			0	0	0	0	0
Undervotes	42			14	25	3	0	0
Contest Totals	2,040			476	1,455	105	4	0

Governor

Vote For 1

	TOTAL	VOTE %		Election Day	Early Voting	Ballot By Mail	Provisional Ballots	Limited Ballots
REP Greg Abbott	1,237	60.76%	<div><div></div></div>	263	906	64	4	0
DEM Beto O'Rourke	752	36.94%	<div><div></div></div>	201	511	40	0	0
LIB Mark Tippetts	43	2.11%	<div><div></div></div>	9	33	1	0	0
GRN Delilah Barrios	1	0.05%	<div><div></div></div>	0	1	0	0	0
Write-In Totals	3	0.15%	<div><div></div></div>	2	1	0	0	0
Total Votes Cast	2,036	100.00%	<div><div></div></div>	475	1,452	105	4	0
Overvotes	0			0	0	0	0	0
Undervotes	4			1	3	0	0	0
Contest Totals	2,040			476	1,455	105	4	0

Lieutenant Governor

Vote For 1

	TOTAL	VOTE %		Election Day	Early Voting	Ballot By Mail	Provisional Ballots	Limited Ballots
REP Dan Patrick	1,192	58.89%	<div><div></div></div>	254	872	62	4	0
DEM Mike Collier	771	38.09%	<div><div></div></div>	190	538	43	0	0
LIB Shanna Steele	61	3.01%	<div><div></div></div>	23	38	0	0	0
Total Votes Cast	2,024	100.00%	<div><div></div></div>	467	1,448	105	4	0
Overvotes	0			0	0	0	0	0
Undervotes	16			9	7	0	0	0
Contest Totals	2,040			476	1,455	105	4	0

Attorney General

Vote For 1

	TOTAL	VOTE %		Election Day	Early Voting	Ballot By Mail	Provisional Ballots	Limited Ballots
REP Ken Paxton	1,161	57.91%	<div><div></div></div>	254	845	58	4	0
DEM Rochelle Mercedes Garza	748	37.31%	<div><div></div></div>	182	524	42	0	0
LIB Mark Ash	96	4.79%	<div><div></div></div>	31	62	3	0	0
Total Votes Cast	2,005	100.00%	<div><div></div></div>	467	1,431	103	4	0
Overvotes	0			0	0	0	0	0
Undervotes	35			9	24	2	0	0
Contest Totals	2,040			476	1,455	105	4	0

PCT 040

Comptroller of Public Accounts

Vote For 1

	TOTAL	VOTE %		Election Day	Early Voting	Ballot By Mail	Provisional Ballots	Limited Ballots
REP Glenn Hegar	1,256	63.18%	<div><div></div></div>	268	916	68	4	0
DEM Janet T. Dudding	679	34.15%	<div><div></div></div>	168	475	36	0	0
LIB V. Alonzo Echevarria-Garza	53	2.67%	<div><div></div></div>	22	31	0	0	0
Total Votes Cast	1,988	100.00%	<div><div></div></div>	458	1,422	104	4	0
Overvotes	0			0	0	0	0	0
Undervotes	52			18	33	1	0	0
Contest Totals	2,040			476	1,455	105	4	0

Commissioner of the General Land Office

Vote For 1

	TOTAL	VOTE %		Election Day	Early Voting	Ballot By Mail	Provisional Ballots	Limited Ballots
REP Dawn Buckingham	1,246	62.87%	<div><div></div></div>	274	903	65	4	0
DEM Jay Kleberg	703	35.47%	<div><div></div></div>	170	496	37	0	0
GRN Alfred Molison, Jr	31	1.56%	<div><div></div></div>	13	18	0	0	0
Write-In Totals	2	0.10%	<div><div></div></div>	1	1	0	0	0
Total Votes Cast	1,982	100.00%	<div><div></div></div>	458	1,418	102	4	0
Overvotes	0			0	0	0	0	0
Undervotes	58			18	37	3	0	0
Contest Totals	2,040			476	1,455	105	4	0

Commissioner of Agriculture

Vote For 1

	TOTAL	VOTE %		Election Day	Early Voting	Ballot By Mail	Provisional Ballots	Limited Ballots
REP Sid Miller	1,244	62.64%	<div><div></div></div>	272	905	63	4	0
DEM Susan Hays	742	37.36%	<div><div></div></div>	184	516	42	0	0
Total Votes Cast	1,986	100.00%	<div><div></div></div>	456	1,421	105	4	0
Overvotes	0			0	0	0	0	0
Undervotes	54			20	34	0	0	0
Contest Totals	2,040			476	1,455	105	4	0

Railroad Commissioner

Vote For 1

	TOTAL	VOTE %		Election Day	Early Voting	Ballot By Mail	Provisional Ballots	Limited Ballots
REP Wayne Christian	1,218	61.27%	<div><div></div></div>	259	890	65	4	0
DEM Luke Warford	689	34.66%	<div><div></div></div>	168	481	40	0	0
LIB Jaime Andres Diez	62	3.12%	<div><div></div></div>	20	42	0	0	0
GRN Hunter Wayne Crow	19	0.96%	<div><div></div></div>	9	10	0	0	0
Total Votes Cast	1,988	100.00%	<div><div></div></div>	456	1,423	105	4	0
Overvotes	0			0	0	0	0	0
Undervotes	52			20	32	0	0	0
Contest Totals	2,040			476	1,455	105	4	0

PCT 040

Justice, Supreme Court, Place 3

Vote For 1

	TOTAL	VOTE %		Election Day	Early Voting	Ballot By Mail	Provisional Ballots	Limited Ballots
REP Debra Lehrmann	1,241	62.58%	<div><div></div></div>	265	906	66	4	0
DEM Erin A. Nowell	686	34.59%	<div><div></div></div>	171	481	34	0	0
LIB Thomas Edward Oxford	56	2.82%	<div><div></div></div>	20	36	0	0	0
Total Votes Cast	1,983	100.00%	<div><div></div></div>	456	1,423	100	4	0
Overvotes	0			0	0	0	0	0
Undervotes	57			20	32	5	0	0
Contest Totals	2,040			476	1,455	105	4	0

Justice, Supreme Court, Place 5

Vote For 1

	TOTAL	VOTE %		Election Day	Early Voting	Ballot By Mail	Provisional Ballots	Limited Ballots
REP Rebeca Huddle	1,267	64.25%	<div><div></div></div>	277	921	65	4	0
DEM Amanda Reichel	705	35.75%	<div><div></div></div>	177	495	33	0	0
Total Votes Cast	1,972	100.00%	<div><div></div></div>	454	1,416	98	4	0
Overvotes	0			0	0	0	0	0
Undervotes	68			22	39	7	0	0
Contest Totals	2,040			476	1,455	105	4	0

Justice, Supreme Court, Place 9

Vote For 1

	TOTAL	VOTE %		Election Day	Early Voting	Ballot By Mail	Provisional Ballots	Limited Ballots
REP Evan Young	1,255	63.77%	<div><div></div></div>	274	910	67	4	0
DEM Julia Maldonado	713	36.23%	<div><div></div></div>	179	501	33	0	0
Total Votes Cast	1,968	100.00%	<div><div></div></div>	453	1,411	100	4	0
Overvotes	0			0	0	0	0	0
Undervotes	72			23	44	5	0	0
Contest Totals	2,040			476	1,455	105	4	0

Judge, Court of Criminal Appeals, Place 5

Vote For 1

	TOTAL	VOTE %		Election Day	Early Voting	Ballot By Mail	Provisional Ballots	Limited Ballots
REP Scott Walker	1,244	63.37%	<div><div></div></div>	271	904	65	4	0
DEM Dana Huffman	719	36.63%	<div><div></div></div>	182	504	33	0	0
Total Votes Cast	1,963	100.00%	<div><div></div></div>	453	1,408	98	4	0
Overvotes	0			0	0	0	0	0
Undervotes	77			23	47	7	0	0
Contest Totals	2,040			476	1,455	105	4	0

PCT 040

Judge, Court of Criminal Appeals, Place 6

Vote For 1

	TOTAL	VOTE %		Election Day	Early Voting	Ballot By Mail	Provisional Ballots	Limited Ballots
REP Jesse F. McClure, III	1,253	64.19%	<div><div></div></div>	273	912	64	4	0
DEM Robert Johnson	699	35.81%	<div><div></div></div>	175	490	34	0	0
Total Votes Cast	1,952	100.00%	<div><div></div></div>	448	1,402	98	4	0
Overvotes	0			0	0	0	0	0
Undervotes	88			28	53	7	0	0
Contest Totals	2,040			476	1,455	105	4	0

Member, State Board of Education, District 12 CCD

Vote For 1

	TOTAL	VOTE %		Election Day	Early Voting	Ballot By Mail	Provisional Ballots	Limited Ballots
REP Pam Little	1,215	61.43%	<div><div></div></div>	258	890	63	4	0
DEM Alex Cornwallis	689	34.83%	<div><div></div></div>	172	479	38	0	0
LIB Christy Mowrey	72	3.64%	<div><div></div></div>	22	50	0	0	0
Write-In Totals	2	0.10%	<div><div></div></div>	1	1	0	0	0
Total Votes Cast	1,978	100.00%	<div><div></div></div>	453	1,420	101	4	0
Overvotes	0			0	0	0	0	0
Undervotes	62			23	35	4	0	0
Contest Totals	2,040			476	1,455	105	4	0

State Senator, District 8

Vote For 1

	TOTAL	VOTE %		Election Day	Early Voting	Ballot By Mail	Provisional Ballots	Limited Ballots
REP Angela Paxton	1,169	59.19%	<div><div></div></div>	256	848	61	4	0
DEM Jonathan Cocks	726	36.76%	<div><div></div></div>	177	510	39	0	0
LIB Edward Kless	80	4.05%	<div><div></div></div>	23	56	1	0	0
Total Votes Cast	1,975	100.00%	<div><div></div></div>	456	1,414	101	4	0
Overvotes	0			0	0	0	0	0
Undervotes	65			20	41	4	0	0
Contest Totals	2,040			476	1,455	105	4	0

State Representative, District 67

Vote For 1

	TOTAL	VOTE %		Election Day	Early Voting	Ballot By Mail	Provisional Ballots	Limited Ballots
REP Jeff Leach	1,267	64.18%	<div><div></div></div>	273	923	67	4	0
DEM Kevin Morris	707	35.82%	<div><div></div></div>	179	491	37	0	0
Total Votes Cast	1,974	100.00%	<div><div></div></div>	452	1,414	104	4	0
Overvotes	0			0	0	0	0	0
Undervotes	66			24	41	1	0	0
Contest Totals	2,040			476	1,455	105	4	0

PCT 040

Justice, 5th Court of Appeals District, Place 4

Vote For 1

	TOTAL	VOTE %		Election Day	Early Voting	Ballot By Mail	Provisional Ballots	Limited Ballots
REP Emily A. Miskel	1,257	64.40%	<div><div></div></div>	274	914	65	4	0
DEM Maricela Moore	695	35.60%	<div><div></div></div>	174	489	32	0	0
Total Votes Cast	1,952	100.00%	<div><div></div></div>	448	1,403	97	4	0
Overvotes	0			0	0	0	0	0
Undervotes	88			28	52	8	0	0
Contest Totals	2,040			476	1,455	105	4	0

Justice, 5th Court of Appeals District, Place 7

Vote For 1

	TOTAL	VOTE %		Election Day	Early Voting	Ballot By Mail	Provisional Ballots	Limited Ballots
REP Kristina Williams	1,244	63.83%	<div><div></div></div>	272	904	64	4	0
DEM Nancy Kennedy	705	36.17%	<div><div></div></div>	175	497	33	0	0
Total Votes Cast	1,949	100.00%	<div><div></div></div>	447	1,401	97	4	0
Overvotes	0			0	0	0	0	0
Undervotes	91			29	54	8	0	0
Contest Totals	2,040			476	1,455	105	4	0

County Judge CCD

Vote For 1

	TOTAL	VOTE %		Election Day	Early Voting	Ballot By Mail	Provisional Ballots	Limited Ballots
REP Chris Hill	1,258	63.79%	<div><div></div></div>	280	908	66	4	0
DEM Joshua Murray	714	36.21%	<div><div></div></div>	172	505	37	0	0
Total Votes Cast	1,972	100.00%	<div><div></div></div>	452	1,413	103	4	0
Overvotes	0			0	0	0	0	0
Undervotes	68			24	42	2	0	0
Contest Totals	2,040			476	1,455	105	4	0

District Clerk CCD

Vote For 1

	TOTAL	VOTE %		Election Day	Early Voting	Ballot By Mail	Provisional Ballots	Limited Ballots
REP Mike Gould	1,264	64.56%	<div><div></div></div>	275	920	65	4	0
DEM David Brignac	694	35.44%	<div><div></div></div>	172	488	34	0	0
Total Votes Cast	1,958	100.00%	<div><div></div></div>	447	1,408	99	4	0
Overvotes	0			0	0	0	0	0
Undervotes	82			29	47	6	0	0
Contest Totals	2,040			476	1,455	105	4	0

PCT 040

County Commissioner, Precinct 4

Vote For 1

	TOTAL	VOTE %		Election Day	Early Voting	Ballot By Mail	Provision al Ballots	Limited Ballots
REP Duncan Webb	1,265	64.57%	<div><div></div></div>	272	924	65	4	0
DEM Jeffrey Williams	694	35.43%	<div><div></div></div>	170	490	34	0	0
Total Votes Cast	1,959	100.00%	<div><div></div></div>	442	1,414	99	4	0
Overvotes	0			0	0	0	0	0
Undervotes	81			34	41	6	0	0
Contest Totals	2,040			476	1,455	105	4	0

Justice of the Peace, Precinct 3

Vote For 1

	TOTAL	VOTE %		Election Day	Early Voting	Ballot By Mail	Provision al Ballots	Limited Ballots
REP Mike Missildine	1,249	64.05%	<div><div></div></div>	269	911	65	4	0
DEM Irvin Lynn Barrett	701	35.95%	<div><div></div></div>	174	493	34	0	0
Total Votes Cast	1,950	100.00%	<div><div></div></div>	443	1,404	99	4	0
Overvotes	0			0	0	0	0	0
Undervotes	90			33	51	6	0	0
Contest Totals	2,040			476	1,455	105	4	0

PCT 041

U. S. Representative District 3

Vote For 1

	TOTAL	VOTE %		Election Day	Early Voting	Ballot By Mail	Provisional Ballots	Limited Ballots
REP Keith Self	1,660	66.06%	<div><div></div></div>	575	1,054	29	2	0
DEM Sandeep Srivastava	791	31.48%	<div><div></div></div>	225	540	25	1	0
LIB Christopher Claytor	62	2.47%	<div><div></div></div>	18	42	2	0	0
Total Votes Cast	2,513	100.00%	<div><div></div></div>	818	1,636	56	3	0
Overvotes	0			0	0	0	0	0
Undervotes	32			14	18	0	0	0
Contest Totals	2,545			832	1,654	56	3	0

Governor

Vote For 1

	TOTAL	VOTE %		Election Day	Early Voting	Ballot By Mail	Provisional Ballots	Limited Ballots
REP Greg Abbott	1,644	64.70%	<div><div></div></div>	563	1,049	30	2	0
DEM Beto O'Rourke	861	33.88%	<div><div></div></div>	258	576	26	1	0
LIB Mark Tippetts	32	1.26%	<div><div></div></div>	9	23	0	0	0
GRN Delilah Barrios	2	0.08%	<div><div></div></div>	0	2	0	0	0
Write-In Totals	2	0.08%	<div><div></div></div>	0	2	0	0	0
Total Votes Cast	2,541	100.00%	<div><div></div></div>	830	1,652	56	3	0
Overvotes	0			0	0	0	0	0
Undervotes	4			2	2	0	0	0
Contest Totals	2,545			832	1,654	56	3	0

Lieutenant Governor

Vote For 1

	TOTAL	VOTE %		Election Day	Early Voting	Ballot By Mail	Provisional Ballots	Limited Ballots
REP Dan Patrick	1,592	63.33%	<div><div></div></div>	552	1,011	27	2	0
DEM Mike Collier	860	34.21%	<div><div></div></div>	245	585	29	1	0
LIB Shanna Steele	62	2.47%	<div><div></div></div>	20	42	0	0	0
Total Votes Cast	2,514	100.00%	<div><div></div></div>	817	1,638	56	3	0
Overvotes	0			0	0	0	0	0
Undervotes	31			15	16	0	0	0
Contest Totals	2,545			832	1,654	56	3	0

Attorney General

Vote For 1

	TOTAL	VOTE %		Election Day	Early Voting	Ballot By Mail	Provisional Ballots	Limited Ballots
REP Ken Paxton	1,590	63.40%	<div><div></div></div>	549	1,012	27	2	0
DEM Rochelle Mercedes Garza	835	33.29%	<div><div></div></div>	246	560	28	1	0
LIB Mark Ash	83	3.31%	<div><div></div></div>	22	60	1	0	0
Total Votes Cast	2,508	100.00%	<div><div></div></div>	817	1,632	56	3	0
Overvotes	0			0	0	0	0	0
Undervotes	37			15	22	0	0	0
Contest Totals	2,545			832	1,654	56	3	0

PCT 041

Comptroller of Public Accounts

Vote For 1

	TOTAL	VOTE %		Election Day	Early Voting	Ballot By Mail	Provisional Ballots	Limited Ballots
REP Glenn Hegar	1,686	67.44%	<div><div></div></div>	581	1,072	31	2	0
DEM Janet T. Dudding	764	30.56%	<div><div></div></div>	213	527	23	1	0
LIB V. Alonzo Echevarria-Garza	50	2.00%	<div><div></div></div>	16	34	0	0	0
Total Votes Cast	2,500	100.00%	<div><div></div></div>	810	1,633	54	3	0
Overvotes	0			0	0	0	0	0
Undervotes	45			22	21	2	0	0
Contest Totals	2,545			832	1,654	56	3	0

Commissioner of the General Land Office

Vote For 1

	TOTAL	VOTE %		Election Day	Early Voting	Ballot By Mail	Provisional Ballots	Limited Ballots
REP Dawn Buckingham	1,695	67.99%	<div><div></div></div>	582	1,082	29	2	0
DEM Jay Kleberg	776	31.13%	<div><div></div></div>	217	532	26	1	0
GRN Alfred Molison, Jr	21	0.84%	<div><div></div></div>	6	15	0	0	0
Write-In Totals	1	0.04%	<div><div></div></div>	0	1	0	0	0
Total Votes Cast	2,493	100.00%	<div><div></div></div>	805	1,630	55	3	0
Overvotes	0			0	0	0	0	0
Undervotes	52			27	24	1	0	0
Contest Totals	2,545			832	1,654	56	3	0

Commissioner of Agriculture

Vote For 1

	TOTAL	VOTE %		Election Day	Early Voting	Ballot By Mail	Provisional Ballots	Limited Ballots
REP Sid Miller	1,689	67.61%	<div><div></div></div>	572	1,086	29	2	0
DEM Susan Hays	809	32.39%	<div><div></div></div>	234	547	27	1	0
Total Votes Cast	2,498	100.00%	<div><div></div></div>	806	1,633	56	3	0
Overvotes	0			0	0	0	0	0
Undervotes	47			26	21	0	0	0
Contest Totals	2,545			832	1,654	56	3	0

Railroad Commissioner

Vote For 1

	TOTAL	VOTE %		Election Day	Early Voting	Ballot By Mail	Provisional Ballots	Limited Ballots
REP Wayne Christian	1,643	65.93%	<div><div></div></div>	564	1,048	29	2	0
DEM Luke Warford	766	30.74%	<div><div></div></div>	211	528	26	1	0
LIB Jaime Andres Diez	68	2.73%	<div><div></div></div>	24	44	0	0	0
GRN Hunter Wayne Crow	15	0.60%	<div><div></div></div>	6	9	0	0	0
Total Votes Cast	2,492	100.00%	<div><div></div></div>	805	1,629	55	3	0
Overvotes	0			0	0	0	0	0
Undervotes	53			27	25	1	0	0
Contest Totals	2,545			832	1,654	56	3	0

PCT 041

Justice, Supreme Court, Place 3

Vote For 1

	TOTAL	VOTE %		Election Day	Early Voting	Ballot By Mail	Provisional Ballots	Limited Ballots
REP Debra Lehrmann	1,654	66.40%	<div><div></div></div>	565	1,055	32	2	0
DEM Erin A. Nowell	791	31.75%	<div><div></div></div>	229	537	24	1	0
LIB Thomas Edward Oxford	46	1.85%	<div><div></div></div>	13	33	0	0	0
Total Votes Cast	2,491	100.00%	<div><div></div></div>	807	1,625	56	3	0
Overvotes	0			0	0	0	0	0
Undervotes	54			25	29	0	0	0
Contest Totals	2,545			832	1,654	56	3	0

Justice, Supreme Court, Place 5

Vote For 1

	TOTAL	VOTE %		Election Day	Early Voting	Ballot By Mail	Provisional Ballots	Limited Ballots
REP Rebeca Huddle	1,675	67.46%	<div><div></div></div>	572	1,069	32	2	0
DEM Amanda Reichel	808	32.54%	<div><div></div></div>	235	548	24	1	0
Total Votes Cast	2,483	100.00%	<div><div></div></div>	807	1,617	56	3	0
Overvotes	0			0	0	0	0	0
Undervotes	62			25	37	0	0	0
Contest Totals	2,545			832	1,654	56	3	0

Justice, Supreme Court, Place 9

Vote For 1

	TOTAL	VOTE %		Election Day	Early Voting	Ballot By Mail	Provisional Ballots	Limited Ballots
REP Evan Young	1,662	66.96%	<div><div></div></div>	569	1,060	31	2	0
DEM Julia Maldonado	820	33.04%	<div><div></div></div>	235	559	25	1	0
Total Votes Cast	2,482	100.00%	<div><div></div></div>	804	1,619	56	3	0
Overvotes	0			0	0	0	0	0
Undervotes	63			28	35	0	0	0
Contest Totals	2,545			832	1,654	56	3	0

Judge, Court of Criminal Appeals, Place 5

Vote For 1

	TOTAL	VOTE %		Election Day	Early Voting	Ballot By Mail	Provisional Ballots	Limited Ballots
REP Scott Walker	1,678	67.77%	<div><div></div></div>	577	1,072	27	2	0
DEM Dana Huffman	798	32.23%	<div><div></div></div>	227	542	28	1	0
Total Votes Cast	2,476	100.00%	<div><div></div></div>	804	1,614	55	3	0
Overvotes	0			0	0	0	0	0
Undervotes	69			28	40	1	0	0
Contest Totals	2,545			832	1,654	56	3	0

PCT 041

Judge, Court of Criminal Appeals, Place 6

Vote For 1

	TOTAL	VOTE %		Election Day	Early Voting	Ballot By Mail	Provisional Ballots	Limited Ballots
REP Jesse F. McClure, III	1,687	68.16%	<div><div></div></div>	580	1,073	32	2	0
DEM Robert Johnson	788	31.84%	<div><div></div></div>	221	543	23	1	0
Total Votes Cast	2,475	100.00%	<div><div></div></div>	801	1,616	55	3	0
Overvotes	0			0	0	0	0	0
Undervotes	70			31	38	1	0	0
Contest Totals	2,545			832	1,654	56	3	0

Member, State Board of Education, District 12 CCD

Vote For 1

	TOTAL	VOTE %		Election Day	Early Voting	Ballot By Mail	Provisional Ballots	Limited Ballots
REP Pam Little	1,645	66.22%	<div><div></div></div>	566	1,046	31	2	0
DEM Alex Cornwallis	781	31.44%	<div><div></div></div>	220	536	24	1	0
LIB Christy Mowrey	56	2.25%	<div><div></div></div>	18	37	1	0	0
Write-In Totals	2	0.08%	<div><div></div></div>	0	2	0	0	0
Total Votes Cast	2,484	100.00%	<div><div></div></div>	804	1,621	56	3	0
Overvotes	0			0	0	0	0	0
Undervotes	61			28	33	0	0	0
Contest Totals	2,545			832	1,654	56	3	0

State Senator, District 8

Vote For 1

	TOTAL	VOTE %		Election Day	Early Voting	Ballot By Mail	Provisional Ballots	Limited Ballots
REP Angela Paxton	1,609	64.59%	<div><div></div></div>	561	1,019	27	2	0
DEM Jonathan Cocks	815	32.72%	<div><div></div></div>	228	560	26	1	0
LIB Edward Kless	67	2.69%	<div><div></div></div>	22	42	3	0	0
Total Votes Cast	2,491	100.00%	<div><div></div></div>	811	1,621	56	3	0
Overvotes	0			0	0	0	0	0
Undervotes	54			21	33	0	0	0
Contest Totals	2,545			832	1,654	56	3	0

Justice, 5th Court of Appeals District, Place 4

Vote For 1

	TOTAL	VOTE %		Election Day	Early Voting	Ballot By Mail	Provisional Ballots	Limited Ballots
REP Emily A. Miskel	1,682	68.04%	<div><div></div></div>	576	1,073	31	2	0
DEM Maricela Moore	790	31.96%	<div><div></div></div>	223	541	25	1	0
Total Votes Cast	2,472	100.00%	<div><div></div></div>	799	1,614	56	3	0
Overvotes	0			0	0	0	0	0
Undervotes	73			33	40	0	0	0
Contest Totals	2,545			832	1,654	56	3	0

PCT 041

Justice, 5th Court of Appeals District, Place 7

Vote For 1

	TOTAL	VOTE %		Election Day	Early Voting	Ballot By Mail	Provisional Ballots	Limited Ballots
REP Kristina Williams	1,667	67.38%	<div><div></div></div>	573	1,063	29	2	0
DEM Nancy Kennedy	807	32.62%	<div><div></div></div>	228	551	27	1	0
Total Votes Cast	2,474	100.00%	<div><div></div></div>	801	1,614	56	3	0
Overvotes	0			0	0	0	0	0
Undervotes	71			31	40	0	0	0
Contest Totals	2,545			832	1,654	56	3	0

County Judge CCD

Vote For 1

	TOTAL	VOTE %		Election Day	Early Voting	Ballot By Mail	Provisional Ballots	Limited Ballots
REP Chris Hill	1,673	67.19%	<div><div></div></div>	573	1,067	31	2	0
DEM Joshua Murray	817	32.81%	<div><div></div></div>	233	558	25	1	0
Total Votes Cast	2,490	100.00%	<div><div></div></div>	806	1,625	56	3	0
Overvotes	0			0	0	0	0	0
Undervotes	55			26	29	0	0	0
Contest Totals	2,545			832	1,654	56	3	0

District Clerk CCD

Vote For 1

	TOTAL	VOTE %		Election Day	Early Voting	Ballot By Mail	Provisional Ballots	Limited Ballots
REP Mike Gould	1,689	68.27%	<div><div></div></div>	575	1,082	30	2	0
DEM David Brignac	785	31.73%	<div><div></div></div>	226	532	26	1	0
Total Votes Cast	2,474	100.00%	<div><div></div></div>	801	1,614	56	3	0
Overvotes	0			0	0	0	0	0
Undervotes	71			31	40	0	0	0
Contest Totals	2,545			832	1,654	56	3	0

Justice of the Peace, Precinct 3

Vote For 1

	TOTAL	VOTE %		Election Day	Early Voting	Ballot By Mail	Provisional Ballots	Limited Ballots
REP Mike Missildine	1,683	68.11%	<div><div></div></div>	578	1,071	32	2	0
DEM Irvin Lynn Barrett	788	31.89%	<div><div></div></div>	223	541	23	1	0
Total Votes Cast	2,471	100.00%	<div><div></div></div>	801	1,612	55	3	0
Overvotes	0			0	0	0	0	0
Undervotes	74			31	42	1	0	0
Contest Totals	2,545			832	1,654	56	3	0

PCT 042

U. S. Representative District 3

Vote For 1

	TOTAL	VOTE %		Election Day	Early Voting	Ballot By Mail	Provisional Ballots	Limited Ballots
REP Keith Self	736	76.59%	<div><div></div></div>	346	372	18	0	0
DEM Sandeep Srivastava	196	20.40%	<div><div></div></div>	82	106	8	0	0
LIB Christopher Claytor	29	3.02%	<div><div></div></div>	10	19	0	0	0
Total Votes Cast	961	100.00%	<div><div></div></div>	438	497	26	0	0
Overvotes	0			0	0	0	0	0
Undervotes	18			6	11	1	0	0
Contest Totals	979			444	508	27	0	0

Governor

Vote For 1

	TOTAL	VOTE %		Election Day	Early Voting	Ballot By Mail	Provisional Ballots	Limited Ballots
REP Greg Abbott	741	75.77%	<div><div></div></div>	345	377	19	0	0
DEM Beto O'Rourke	228	23.31%	<div><div></div></div>	97	123	8	0	0
LIB Mark Tippetts	7	0.72%	<div><div></div></div>	1	6	0	0	0
GRN Delilah Barrios	2	0.20%	<div><div></div></div>	1	1	0	0	0
Write-In Totals	0	0.00%	<div><div></div></div>	0	0	0	0	0
Total Votes Cast	978	100.00%	<div><div></div></div>	444	507	27	0	0
Overvotes	0			0	0	0	0	0
Undervotes	1			0	1	0	0	0
Contest Totals	979			444	508	27	0	0

Lieutenant Governor

Vote For 1

	TOTAL	VOTE %		Election Day	Early Voting	Ballot By Mail	Provisional Ballots	Limited Ballots
REP Dan Patrick	721	74.25%	<div><div></div></div>	337	366	18	0	0
DEM Mike Collier	225	23.17%	<div><div></div></div>	96	120	9	0	0
LIB Shanna Steele	25	2.57%	<div><div></div></div>	9	16	0	0	0
Total Votes Cast	971	100.00%	<div><div></div></div>	442	502	27	0	0
Overvotes	0			0	0	0	0	0
Undervotes	8			2	6	0	0	0
Contest Totals	979			444	508	27	0	0

Attorney General

Vote For 1

	TOTAL	VOTE %		Election Day	Early Voting	Ballot By Mail	Provisional Ballots	Limited Ballots
REP Ken Paxton	714	73.99%	<div><div></div></div>	335	362	17	0	0
DEM Rochelle Mercedes Garza	219	22.69%	<div><div></div></div>	90	120	9	0	0
LIB Mark Ash	32	3.32%	<div><div></div></div>	13	19	0	0	0
Total Votes Cast	965	100.00%	<div><div></div></div>	438	501	26	0	0
Overvotes	0			0	0	0	0	0
Undervotes	14			6	7	1	0	0
Contest Totals	979			444	508	27	0	0

PCT 042

Comptroller of Public Accounts

Vote For 1

	TOTAL	VOTE %		Election Day	Early Voting	Ballot By Mail	Provisional Ballots	Limited Ballots
REP Glenn Hegar	749	77.70%	<div><div></div></div>	350	381	18	0	0
DEM Janet T. Dudding	195	20.23%	<div><div></div></div>	76	111	8	0	0
LIB V. Alonzo Echevarria-Garza	20	2.07%	<div><div></div></div>	10	10	0	0	0
Total Votes Cast	964	100.00%	<div><div></div></div>	436	502	26	0	0
Overvotes	0			0	0	0	0	0
Undervotes	15			8	6	1	0	0
Contest Totals	979			444	508	27	0	0

Commissioner of the General Land Office

Vote For 1

	TOTAL	VOTE %		Election Day	Early Voting	Ballot By Mail	Provisional Ballots	Limited Ballots
REP Dawn Buckingham	756	78.83%	<div><div></div></div>	352	386	18	0	0
DEM Jay Kleberg	194	20.23%	<div><div></div></div>	78	108	8	0	0
GRN Alfred Molison, Jr	8	0.83%	<div><div></div></div>	5	3	0	0	0
Write-In Totals	1	0.10%	<div><div></div></div>	1	0	0	0	0
Total Votes Cast	959	100.00%	<div><div></div></div>	436	497	26	0	0
Overvotes	0			0	0	0	0	0
Undervotes	20			8	11	1	0	0
Contest Totals	979			444	508	27	0	0

Commissioner of Agriculture

Vote For 1

	TOTAL	VOTE %		Election Day	Early Voting	Ballot By Mail	Provisional Ballots	Limited Ballots
REP Sid Miller	750	78.12%	<div><div></div></div>	352	381	17	0	0
DEM Susan Hays	210	21.88%	<div><div></div></div>	85	116	9	0	0
Total Votes Cast	960	100.00%	<div><div></div></div>	437	497	26	0	0
Overvotes	0			0	0	0	0	0
Undervotes	19			7	11	1	0	0
Contest Totals	979			444	508	27	0	0

Railroad Commissioner

Vote For 1

	TOTAL	VOTE %		Election Day	Early Voting	Ballot By Mail	Provisional Ballots	Limited Ballots
REP Wayne Christian	737	77.01%	<div><div></div></div>	344	375	18	0	0
DEM Luke Warford	184	19.23%	<div><div></div></div>	72	104	8	0	0
LIB Jaime Andres Diez	24	2.51%	<div><div></div></div>	13	11	0	0	0
GRN Hunter Wayne Crow	12	1.25%	<div><div></div></div>	5	7	0	0	0
Total Votes Cast	957	100.00%	<div><div></div></div>	434	497	26	0	0
Overvotes	0			0	0	0	0	0
Undervotes	22			10	11	1	0	0
Contest Totals	979			444	508	27	0	0

PCT 042

Justice, Supreme Court, Place 3

Vote For 1

	TOTAL	VOTE %		Election Day	Early Voting	Ballot By Mail	Provisional Ballots	Limited Ballots
REP Debra Lehrmann	744	77.34%	<div><div></div></div>	343	383	18	0	0
DEM Erin A. Nowell	199	20.69%	<div><div></div></div>	83	108	8	0	0
LIB Thomas Edward Oxford	19	1.98%	<div><div></div></div>	9	10	0	0	0
Total Votes Cast	962	100.00%	<div><div></div></div>	435	501	26	0	0
Overvotes	0			0	0	0	0	0
Undervotes	17			9	7	1	0	0
Contest Totals	979			444	508	27	0	0

Justice, Supreme Court, Place 5

Vote For 1

	TOTAL	VOTE %		Election Day	Early Voting	Ballot By Mail	Provisional Ballots	Limited Ballots
REP Rebeca Huddle	754	78.95%	<div><div></div></div>	351	385	18	0	0
DEM Amanda Reichel	201	21.05%	<div><div></div></div>	84	111	6	0	0
Total Votes Cast	955	100.00%	<div><div></div></div>	435	496	24	0	0
Overvotes	0			0	0	0	0	0
Undervotes	24			9	12	3	0	0
Contest Totals	979			444	508	27	0	0

Justice, Supreme Court, Place 9

Vote For 1

	TOTAL	VOTE %		Election Day	Early Voting	Ballot By Mail	Provisional Ballots	Limited Ballots
REP Evan Young	745	78.01%	<div><div></div></div>	343	385	17	0	0
DEM Julia Maldonado	210	21.99%	<div><div></div></div>	89	112	9	0	0
Total Votes Cast	955	100.00%	<div><div></div></div>	432	497	26	0	0
Overvotes	0			0	0	0	0	0
Undervotes	24			12	11	1	0	0
Contest Totals	979			444	508	27	0	0

Judge, Court of Criminal Appeals, Place 5

Vote For 1

	TOTAL	VOTE %		Election Day	Early Voting	Ballot By Mail	Provisional Ballots	Limited Ballots
REP Scott Walker	745	78.42%	<div><div></div></div>	345	383	17	0	0
DEM Dana Huffman	205	21.58%	<div><div></div></div>	86	110	9	0	0
Total Votes Cast	950	100.00%	<div><div></div></div>	431	493	26	0	0
Overvotes	0			0	0	0	0	0
Undervotes	29			13	15	1	0	0
Contest Totals	979			444	508	27	0	0

PCT 042

Judge, Court of Criminal Appeals, Place 6

Vote For 1

	TOTAL	VOTE %		Election Day	Early Voting	Ballot By Mail	Provisional Ballots	Limited Ballots
REP Jesse F. McClure, III	750	78.86%	<div><div></div></div>	351	381	18	0	0
DEM Robert Johnson	201	21.14%	<div><div></div></div>	79	114	8	0	0
Total Votes Cast	951	100.00%	<div><div></div></div>	430	495	26	0	0
Overvotes	0			0	0	0	0	0
Undervotes	28			14	13	1	0	0
Contest Totals	979			444	508	27	0	0

Member, State Board of Education, District 12 CCD

Vote For 1

	TOTAL	VOTE %		Election Day	Early Voting	Ballot By Mail	Provisional Ballots	Limited Ballots
REP Pam Little	730	76.68%	<div><div></div></div>	338	374	18	0	0
DEM Alex Cornwallis	192	20.17%	<div><div></div></div>	79	105	8	0	0
LIB Christy Mowrey	30	3.15%	<div><div></div></div>	15	15	0	0	0
Write-In Totals	0	0.00%	<div><div></div></div>	0	0	0	0	0
Total Votes Cast	952	100.00%	<div><div></div></div>	432	494	26	0	0
Overvotes	0			0	0	0	0	0
Undervotes	27			12	14	1	0	0
Contest Totals	979			444	508	27	0	0

State Senator, District 8

Vote For 1

	TOTAL	VOTE %		Election Day	Early Voting	Ballot By Mail	Provisional Ballots	Limited Ballots
REP Angela Paxton	726	76.10%	<div><div></div></div>	339	370	17	0	0
DEM Jonathan Cocks	201	21.07%	<div><div></div></div>	79	113	9	0	0
LIB Edward Kless	27	2.83%	<div><div></div></div>	13	14	0	0	0
Total Votes Cast	954	100.00%	<div><div></div></div>	431	497	26	0	0
Overvotes	0			0	0	0	0	0
Undervotes	25			13	11	1	0	0
Contest Totals	979			444	508	27	0	0

Justice, 5th Court of Appeals District, Place 4

Vote For 1

	TOTAL	VOTE %		Election Day	Early Voting	Ballot By Mail	Provisional Ballots	Limited Ballots
REP Emily A. Miskel	744	78.65%	<div><div></div></div>	346	380	18	0	0
DEM Maricela Moore	202	21.35%	<div><div></div></div>	84	110	8	0	0
Total Votes Cast	946	100.00%	<div><div></div></div>	430	490	26	0	0
Overvotes	0			0	0	0	0	0
Undervotes	33			14	18	1	0	0
Contest Totals	979			444	508	27	0	0

PCT 042

Justice, 5th Court of Appeals District, Place 7

Vote For 1

	TOTAL	VOTE %		Election Day	Early Voting	Ballot By Mail	Provisional Ballots	Limited Ballots
REP Kristina Williams	745	78.34%	<div><div></div></div>	347	380	18	0	0
DEM Nancy Kennedy	206	21.66%	<div><div></div></div>	86	112	8	0	0
Total Votes Cast	951	100.00%	<div><div></div></div>	433	492	26	0	0
Overvotes	0			0	0	0	0	0
Undervotes	28			11	16	1	0	0
Contest Totals	979			444	508	27	0	0

County Judge CCD

Vote For 1

	TOTAL	VOTE %		Election Day	Early Voting	Ballot By Mail	Provisional Ballots	Limited Ballots
REP Chris Hill	753	78.68%	<div><div></div></div>	351	384	18	0	0
DEM Joshua Murray	204	21.32%	<div><div></div></div>	86	110	8	0	0
Total Votes Cast	957	100.00%	<div><div></div></div>	437	494	26	0	0
Overvotes	0			0	0	0	0	0
Undervotes	22			7	14	1	0	0
Contest Totals	979			444	508	27	0	0

District Clerk CCD

Vote For 1

	TOTAL	VOTE %		Election Day	Early Voting	Ballot By Mail	Provisional Ballots	Limited Ballots
REP Mike Gould	747	78.63%	<div><div></div></div>	348	381	18	0	0
DEM David Brignac	203	21.37%	<div><div></div></div>	84	111	8	0	0
Total Votes Cast	950	100.00%	<div><div></div></div>	432	492	26	0	0
Overvotes	0			0	0	0	0	0
Undervotes	29			12	16	1	0	0
Contest Totals	979			444	508	27	0	0

Justice of the Peace, Precinct 2

Vote For 1

	TOTAL	VOTE %		Election Day	Early Voting	Ballot By Mail	Provisional Ballots	Limited Ballots
REP Ellen Skinner	747	78.30%	<div><div></div></div>	346	383	18	0	0
DEM Jennifer McKenzie	207	21.70%	<div><div></div></div>	89	110	8	0	0
Total Votes Cast	954	100.00%	<div><div></div></div>	435	493	26	0	0
Overvotes	0			0	0	0	0	0
Undervotes	25			9	15	1	0	0
Contest Totals	979			444	508	27	0	0

PCT 043

U. S. Representative District 3

Vote For 1

	TOTAL	VOTE %		Election Day	Early Voting	Ballot By Mail	Provisional Ballots	Limited Ballots
REP Keith Self	681	47.19%	<div><div></div></div>	235	425	21	0	0
DEM Sandeep Srivastava	703	48.72%	<div><div></div></div>	206	481	16	0	0
LIB Christopher Claytor	59	4.09%	<div><div></div></div>	24	35	0	0	0
Total Votes Cast	1,443	100.00%	<div><div></div></div>	465	941	37	0	0
Overvotes	0			0	0	0	0	0
Undervotes	24			9	14	1	0	0
Contest Totals	1,467			474	955	38	0	0

Governor

Vote For 1

	TOTAL	VOTE %		Election Day	Early Voting	Ballot By Mail	Provisional Ballots	Limited Ballots
REP Greg Abbott	650	44.49%	<div><div></div></div>	226	405	19	0	0
DEM Beto O'Rourke	782	53.52%	<div><div></div></div>	233	530	19	0	0
LIB Mark Tippetts	24	1.64%	<div><div></div></div>	10	14	0	0	0
GRN Delilah Barrios	2	0.14%	<div><div></div></div>	1	1	0	0	0
Write-In Totals	3	0.21%	<div><div></div></div>	2	1	0	0	0
Total Votes Cast	1,461	100.00%	<div><div></div></div>	472	951	38	0	0
Overvotes	0			0	0	0	0	0
Undervotes	6			2	4	0	0	0
Contest Totals	1,467			474	955	38	0	0

Lieutenant Governor

Vote For 1

	TOTAL	VOTE %		Election Day	Early Voting	Ballot By Mail	Provisional Ballots	Limited Ballots
REP Dan Patrick	635	44.04%	<div><div></div></div>	222	394	19	0	0
DEM Mike Collier	753	52.22%	<div><div></div></div>	218	516	19	0	0
LIB Shanna Steele	54	3.74%	<div><div></div></div>	23	31	0	0	0
Total Votes Cast	1,442	100.00%	<div><div></div></div>	463	941	38	0	0
Overvotes	0			0	0	0	0	0
Undervotes	25			11	14	0	0	0
Contest Totals	1,467			474	955	38	0	0

Attorney General

Vote For 1

	TOTAL	VOTE %		Election Day	Early Voting	Ballot By Mail	Provisional Ballots	Limited Ballots
REP Ken Paxton	619	42.99%	<div><div></div></div>	220	383	16	0	0
DEM Rochelle Mercedes Garza	743	51.60%	<div><div></div></div>	216	509	18	0	0
LIB Mark Ash	78	5.42%	<div><div></div></div>	25	52	1	0	0
Total Votes Cast	1,440	100.00%	<div><div></div></div>	461	944	35	0	0
Overvotes	0			0	0	0	0	0
Undervotes	27			13	11	3	0	0
Contest Totals	1,467			474	955	38	0	0

PCT 043

Comptroller of Public Accounts

Vote For 1

	TOTAL	VOTE %		Election Day	Early Voting	Ballot By Mail	Provisional Ballots	Limited Ballots
REP Glenn Hegar	670	46.79%	<div><div></div></div>	230	420	20	0	0
DEM Janet T. Dudding	712	49.72%	<div><div></div></div>	212	482	18	0	0
LIB V. Alonzo Echevarria-Garza	50	3.49%	<div><div></div></div>	19	31	0	0	0
Total Votes Cast	1,432	100.00%	<div><div></div></div>	461	933	38	0	0
Overvotes	0			0	0	0	0	0
Undervotes	35			13	22	0	0	0
Contest Totals	1,467			474	955	38	0	0

Commissioner of the General Land Office

Vote For 1

	TOTAL	VOTE %		Election Day	Early Voting	Ballot By Mail	Provisional Ballots	Limited Ballots
REP Dawn Buckingham	665	46.63%	<div><div></div></div>	236	410	19	0	0
DEM Jay Kleberg	736	51.61%	<div><div></div></div>	210	509	17	0	0
GRN Alfred Molison, Jr	23	1.61%	<div><div></div></div>	7	16	0	0	0
Write-In Totals	2	0.14%	<div><div></div></div>	0	1	1	0	0
Total Votes Cast	1,426	100.00%	<div><div></div></div>	453	936	37	0	0
Overvotes	0			0	0	0	0	0
Undervotes	41			21	19	1	0	0
Contest Totals	1,467			474	955	38	0	0

Commissioner of Agriculture

Vote For 1

	TOTAL	VOTE %		Election Day	Early Voting	Ballot By Mail	Provisional Ballots	Limited Ballots
REP Sid Miller	678	47.41%	<div><div></div></div>	238	421	19	0	0
DEM Susan Hays	752	52.59%	<div><div></div></div>	218	516	18	0	0
Total Votes Cast	1,430	100.00%	<div><div></div></div>	456	937	37	0	0
Overvotes	0			0	0	0	0	0
Undervotes	37			18	18	1	0	0
Contest Totals	1,467			474	955	38	0	0

Railroad Commissioner

Vote For 1

	TOTAL	VOTE %		Election Day	Early Voting	Ballot By Mail	Provisional Ballots	Limited Ballots
REP Wayne Christian	657	46.20%	<div><div></div></div>	227	409	21	0	0
DEM Luke Warford	699	49.16%	<div><div></div></div>	201	482	16	0	0
LIB Jaime Andres Diez	44	3.09%	<div><div></div></div>	17	27	0	0	0
GRN Hunter Wayne Crow	22	1.55%	<div><div></div></div>	7	15	0	0	0
Total Votes Cast	1,422	100.00%	<div><div></div></div>	452	933	37	0	0
Overvotes	0			0	0	0	0	0
Undervotes	45			22	22	1	0	0
Contest Totals	1,467			474	955	38	0	0

PCT 043

Justice, Supreme Court, Place 3

Vote For 1

	TOTAL	VOTE %		Election Day	Early Voting	Ballot By Mail	Provisional Ballots	Limited Ballots
REP Debra Lehrmann	668	46.68%	<div><div></div></div>	229	418	21	0	0
DEM Erin A. Nowell	725	50.66%	<div><div></div></div>	214	495	16	0	0
LIB Thomas Edward Oxford	38	2.66%	<div><div></div></div>	13	25	0	0	0
Total Votes Cast	1,431	100.00%	<div><div></div></div>	456	938	37	0	0
Overvotes	0			0	0	0	0	0
Undervotes	36			18	17	1	0	0
Contest Totals	1,467			474	955	38	0	0

Justice, Supreme Court, Place 5

Vote For 1

	TOTAL	VOTE %		Election Day	Early Voting	Ballot By Mail	Provisional Ballots	Limited Ballots
REP Rebeca Huddle	678	47.61%	<div><div></div></div>	233	424	21	0	0
DEM Amanda Reichel	746	52.39%	<div><div></div></div>	223	507	16	0	0
Total Votes Cast	1,424	100.00%	<div><div></div></div>	456	931	37	0	0
Overvotes	0			0	0	0	0	0
Undervotes	43			18	24	1	0	0
Contest Totals	1,467			474	955	38	0	0

Justice, Supreme Court, Place 9

Vote For 1

	TOTAL	VOTE %		Election Day	Early Voting	Ballot By Mail	Provisional Ballots	Limited Ballots
REP Evan Young	670	47.15%	<div><div></div></div>	232	417	21	0	0
DEM Julia Maldonado	751	52.85%	<div><div></div></div>	223	513	15	0	0
Total Votes Cast	1,421	100.00%	<div><div></div></div>	455	930	36	0	0
Overvotes	0			0	0	0	0	0
Undervotes	46			19	25	2	0	0
Contest Totals	1,467			474	955	38	0	0

Judge, Court of Criminal Appeals, Place 5

Vote For 1

	TOTAL	VOTE %		Election Day	Early Voting	Ballot By Mail	Provisional Ballots	Limited Ballots
REP Scott Walker	670	47.28%	<div><div></div></div>	228	420	22	0	0
DEM Dana Huffman	747	52.72%	<div><div></div></div>	223	509	15	0	0
Total Votes Cast	1,417	100.00%	<div><div></div></div>	451	929	37	0	0
Overvotes	0			0	0	0	0	0
Undervotes	50			23	26	1	0	0
Contest Totals	1,467			474	955	38	0	0

PCT 043

Judge, Court of Criminal Appeals, Place 6

Vote For 1

	TOTAL	VOTE %		Election Day	Early Voting	Ballot By Mail	Provisional Ballots	Limited Ballots
REP Jesse F. McClure, III	678	47.92%	<div><div></div></div>	236	421	21	0	0
DEM Robert Johnson	737	52.08%	<div><div></div></div>	214	507	16	0	0
Total Votes Cast	1,415	100.00%	<div><div></div></div>	450	928	37	0	0
Overvotes	0			0	0	0	0	0
Undervotes	52			24	27	1	0	0
Contest Totals	1,467			474	955	38	0	0

Member, State Board of Education, District 12 CCD

Vote For 1

	TOTAL	VOTE %		Election Day	Early Voting	Ballot By Mail	Provisional Ballots	Limited Ballots
REP Pam Little	657	46.20%	<div><div></div></div>	224	413	20	0	0
DEM Alex Cornwallis	706	49.65%	<div><div></div></div>	209	482	15	0	0
LIB Christy Mowrey	57	4.01%	<div><div></div></div>	21	35	1	0	0
Write-In Totals	2	0.14%	<div><div></div></div>	0	1	1	0	0
Total Votes Cast	1,422	100.00%	<div><div></div></div>	454	931	37	0	0
Overvotes	0			0	0	0	0	0
Undervotes	45			20	24	1	0	0
Contest Totals	1,467			474	955	38	0	0

State Senator, District 8

Vote For 1

	TOTAL	VOTE %		Election Day	Early Voting	Ballot By Mail	Provisional Ballots	Limited Ballots
REP Angela Paxton	628	44.29%	<div><div></div></div>	214	397	17	0	0
DEM Jonathan Cocks	731	51.55%	<div><div></div></div>	217	497	17	0	0
LIB Edward Kless	59	4.16%	<div><div></div></div>	21	37	1	0	0
Total Votes Cast	1,418	100.00%	<div><div></div></div>	452	931	35	0	0
Overvotes	0			0	0	0	0	0
Undervotes	49			22	24	3	0	0
Contest Totals	1,467			474	955	38	0	0

State Representative, District 61

Vote For 1

	TOTAL	VOTE %		Election Day	Early Voting	Ballot By Mail	Provisional Ballots	Limited Ballots
REP Frederick Frazier	665	46.93%	<div><div></div></div>	231	414	20	0	0
DEM Sheena King	752	53.07%	<div><div></div></div>	223	511	18	0	0
Total Votes Cast	1,417	100.00%	<div><div></div></div>	454	925	38	0	0
Overvotes	0			0	0	0	0	0
Undervotes	50			20	30	0	0	0
Contest Totals	1,467			474	955	38	0	0

PCT 043

Justice, 5th Court of Appeals District, Place 4

Vote For 1

	TOTAL	VOTE %		Election Day	Early Voting	Ballot By Mail	Provisional Ballots	Limited Ballots
REP Emily A. Miskel	685	48.48%	<div><div></div></div>	235	429	21	0	0
DEM Maricela Moore	728	51.52%	<div><div></div></div>	216	496	16	0	0
Total Votes Cast	1,413	100.00%	<div><div></div></div>	451	925	37	0	0
Overvotes	0			0	0	0	0	0
Undervotes	54			23	30	1	0	0
Contest Totals	1,467			474	955	38	0	0

Justice, 5th Court of Appeals District, Place 7

Vote For 1

	TOTAL	VOTE %		Election Day	Early Voting	Ballot By Mail	Provisional Ballots	Limited Ballots
REP Kristina Williams	680	48.12%	<div><div></div></div>	236	423	21	0	0
DEM Nancy Kennedy	733	51.88%	<div><div></div></div>	215	502	16	0	0
Total Votes Cast	1,413	100.00%	<div><div></div></div>	451	925	37	0	0
Overvotes	0			0	0	0	0	0
Undervotes	54			23	30	1	0	0
Contest Totals	1,467			474	955	38	0	0

County Judge CCD

Vote For 1

	TOTAL	VOTE %		Election Day	Early Voting	Ballot By Mail	Provisional Ballots	Limited Ballots
REP Chris Hill	683	47.93%	<div><div></div></div>	234	428	21	0	0
DEM Joshua Murray	742	52.07%	<div><div></div></div>	219	507	16	0	0
Total Votes Cast	1,425	100.00%	<div><div></div></div>	453	935	37	0	0
Overvotes	0			0	0	0	0	0
Undervotes	42			21	20	1	0	0
Contest Totals	1,467			474	955	38	0	0

District Clerk CCD

Vote For 1

	TOTAL	VOTE %		Election Day	Early Voting	Ballot By Mail	Provisional Ballots	Limited Ballots
REP Mike Gould	691	48.87%	<div><div></div></div>	238	433	20	0	0
DEM David Brignac	723	51.13%	<div><div></div></div>	215	491	17	0	0
Total Votes Cast	1,414	100.00%	<div><div></div></div>	453	924	37	0	0
Overvotes	0			0	0	0	0	0
Undervotes	53			21	31	1	0	0
Contest Totals	1,467			474	955	38	0	0

PCT 044

U. S. Representative District 3

Vote For 1

	TOTAL	VOTE %		Election Day	Early Voting	Ballot By Mail	Provisional Ballots	Limited Ballots
REP Keith Self	320	50.00%	<div><div></div></div>	99	208	13	0	0
DEM Sandeep Srivastava	296	46.25%	<div><div></div></div>	93	186	17	0	0
LIB Christopher Claytor	24	3.75%	<div><div></div></div>	9	14	1	0	0
Total Votes Cast	640	100.00%	<div><div></div></div>	201	408	31	0	0
Overvotes	0			0	0	0	0	0
Undervotes	24			11	12	1	0	0
Contest Totals	664			212	420	32	0	0

Governor

Vote For 1

	TOTAL	VOTE %		Election Day	Early Voting	Ballot By Mail	Provisional Ballots	Limited Ballots
REP Greg Abbott	328	49.40%	<div><div></div></div>	100	214	14	0	0
DEM Beto O'Rourke	321	48.34%	<div><div></div></div>	106	198	17	0	0
LIB Mark Tippetts	11	1.66%	<div><div></div></div>	5	5	1	0	0
GRN Delilah Barrios	4	0.60%	<div><div></div></div>	1	3	0	0	0
Write-In Totals	0	0.00%	<div><div></div></div>	0	0	0	0	0
Total Votes Cast	664	100.00%	<div><div></div></div>	212	420	32	0	0
Overvotes	0			0	0	0	0	0
Undervotes	0			0	0	0	0	0
Contest Totals	664			212	420	32	0	0

Lieutenant Governor

Vote For 1

	TOTAL	VOTE %		Election Day	Early Voting	Ballot By Mail	Provisional Ballots	Limited Ballots
REP Dan Patrick	316	48.47%	<div><div></div></div>	99	203	14	0	0
DEM Mike Collier	315	48.31%	<div><div></div></div>	96	201	18	0	0
LIB Shanna Steele	21	3.22%	<div><div></div></div>	9	12	0	0	0
Total Votes Cast	652	100.00%	<div><div></div></div>	204	416	32	0	0
Overvotes	0			0	0	0	0	0
Undervotes	12			8	4	0	0	0
Contest Totals	664			212	420	32	0	0

Attorney General

Vote For 1

	TOTAL	VOTE %		Election Day	Early Voting	Ballot By Mail	Provisional Ballots	Limited Ballots
REP Ken Paxton	307	47.38%	<div><div></div></div>	98	195	14	0	0
DEM Rochelle Mercedes Garza	310	47.84%	<div><div></div></div>	96	196	18	0	0
LIB Mark Ash	31	4.78%	<div><div></div></div>	10	21	0	0	0
Total Votes Cast	648	100.00%	<div><div></div></div>	204	412	32	0	0
Overvotes	0			0	0	0	0	0
Undervotes	16			8	8	0	0	0
Contest Totals	664			212	420	32	0	0

PCT 044

Comptroller of Public Accounts

Vote For 1

	TOTAL	VOTE %		Election Day	Early Voting	Ballot By Mail	Provisional Ballots	Limited Ballots
REP Glenn Hegar	332	51.88%	<div><div></div></div>	104	215	13	0	0
DEM Janet T. Dudding	287	44.84%	<div><div></div></div>	87	183	17	0	0
LIB V. Alonzo Echevarria-Garza	21	3.28%	<div><div></div></div>	8	13	0	0	0
Total Votes Cast	640	100.00%	<div><div></div></div>	199	411	30	0	0
Overvotes	0			0	0	0	0	0
Undervotes	24			13	9	2	0	0
Contest Totals	664			212	420	32	0	0

Commissioner of the General Land Office

Vote For 1

	TOTAL	VOTE %		Election Day	Early Voting	Ballot By Mail	Provisional Ballots	Limited Ballots
REP Dawn Buckingham	335	52.51%	<div><div></div></div>	105	217	13	0	0
DEM Jay Kleberg	292	45.77%	<div><div></div></div>	87	188	17	0	0
GRN Alfred Molison, Jr	11	1.72%	<div><div></div></div>	5	6	0	0	0
Write-In Totals	0	0.00%	<div><div></div></div>	0	0	0	0	0
Total Votes Cast	638	100.00%	<div><div></div></div>	197	411	30	0	0
Overvotes	0			0	0	0	0	0
Undervotes	26			15	9	2	0	0
Contest Totals	664			212	420	32	0	0

Commissioner of Agriculture

Vote For 1

	TOTAL	VOTE %		Election Day	Early Voting	Ballot By Mail	Provisional Ballots	Limited Ballots
REP Sid Miller	329	51.57%	<div><div></div></div>	100	217	12	0	0
DEM Susan Hays	309	48.43%	<div><div></div></div>	99	192	18	0	0
Total Votes Cast	638	100.00%	<div><div></div></div>	199	409	30	0	0
Overvotes	0			0	0	0	0	0
Undervotes	26			13	11	2	0	0
Contest Totals	664			212	420	32	0	0

Railroad Commissioner

Vote For 1

	TOTAL	VOTE %		Election Day	Early Voting	Ballot By Mail	Provisional Ballots	Limited Ballots
REP Wayne Christian	321	50.47%	<div><div></div></div>	102	207	12	0	0
DEM Luke Warford	274	43.08%	<div><div></div></div>	79	179	16	0	0
LIB Jaime Andres Diez	29	4.56%	<div><div></div></div>	12	17	0	0	0
GRN Hunter Wayne Crow	12	1.89%	<div><div></div></div>	4	6	2	0	0
Total Votes Cast	636	100.00%	<div><div></div></div>	197	409	30	0	0
Overvotes	0			0	0	0	0	0
Undervotes	28			15	11	2	0	0
Contest Totals	664			212	420	32	0	0

PCT 044

Justice, Supreme Court, Place 3

Vote For 1

	TOTAL	VOTE %		Election Day	Early Voting	Ballot By Mail	Provisional Ballots	Limited Ballots
REP Debra Lehrmann	331	51.96%	<div><div></div></div>	102	216	13	0	0
DEM Erin A. Nowell	288	45.21%	<div><div></div></div>	93	178	17	0	0
LIB Thomas Edward Oxford	18	2.83%	<div><div></div></div>	5	13	0	0	0
Total Votes Cast	637	100.00%	<div><div></div></div>	200	407	30	0	0
Overvotes	0			0	0	0	0	0
Undervotes	27			12	13	2	0	0
Contest Totals	664			212	420	32	0	0

Justice, Supreme Court, Place 5

Vote For 1

	TOTAL	VOTE %		Election Day	Early Voting	Ballot By Mail	Provisional Ballots	Limited Ballots
REP Rebeca Huddle	338	53.40%	<div><div></div></div>	105	220	13	0	0
DEM Amanda Reichel	295	46.60%	<div><div></div></div>	94	184	17	0	0
Total Votes Cast	633	100.00%	<div><div></div></div>	199	404	30	0	0
Overvotes	0			0	0	0	0	0
Undervotes	31			13	16	2	0	0
Contest Totals	664			212	420	32	0	0

Justice, Supreme Court, Place 9

Vote For 1

	TOTAL	VOTE %		Election Day	Early Voting	Ballot By Mail	Provisional Ballots	Limited Ballots
REP Evan Young	333	52.44%	<div><div></div></div>	102	218	13	0	0
DEM Julia Maldonado	302	47.56%	<div><div></div></div>	96	189	17	0	0
Total Votes Cast	635	100.00%	<div><div></div></div>	198	407	30	0	0
Overvotes	0			0	0	0	0	0
Undervotes	29			14	13	2	0	0
Contest Totals	664			212	420	32	0	0

Judge, Court of Criminal Appeals, Place 5

Vote For 1

	TOTAL	VOTE %		Election Day	Early Voting	Ballot By Mail	Provisional Ballots	Limited Ballots
REP Scott Walker	332	52.53%	<div><div></div></div>	99	220	13	0	0
DEM Dana Huffman	300	47.47%	<div><div></div></div>	96	188	16	0	0
Total Votes Cast	632	100.00%	<div><div></div></div>	195	408	29	0	0
Overvotes	0			0	0	0	0	0
Undervotes	32			17	12	3	0	0
Contest Totals	664			212	420	32	0	0

PCT 044

Judge, Court of Criminal Appeals, Place 6

Vote For 1

	TOTAL	VOTE %		Election Day	Early Voting	Ballot By Mail	Provisional Ballots	Limited Ballots
REP Jesse F. McClure, III	333	53.11%	<div><div></div></div>	101	220	12	0	0
DEM Robert Johnson	294	46.89%	<div><div></div></div>	94	183	17	0	0
Total Votes Cast	627	100.00%	<div><div></div></div>	195	403	29	0	0
Overvotes	0			0	0	0	0	0
Undervotes	37			17	17	3	0	0
Contest Totals	664			212	420	32	0	0

Member, State Board of Education, District 12 CCD

Vote For 1

	TOTAL	VOTE %		Election Day	Early Voting	Ballot By Mail	Provisional Ballots	Limited Ballots
REP Pam Little	324	51.27%	<div><div></div></div>	101	210	13	0	0
DEM Alex Cornwallis	285	45.09%	<div><div></div></div>	87	181	17	0	0
LIB Christy Mowrey	23	3.64%	<div><div></div></div>	8	15	0	0	0
Write-In Totals	0	0.00%	<div><div></div></div>	0	0	0	0	0
Total Votes Cast	632	100.00%	<div><div></div></div>	196	406	30	0	0
Overvotes	0			0	0	0	0	0
Undervotes	32			16	14	2	0	0
Contest Totals	664			212	420	32	0	0

State Senator, District 8

Vote For 1

	TOTAL	VOTE %		Election Day	Early Voting	Ballot By Mail	Provisional Ballots	Limited Ballots
REP Angela Paxton	310	48.90%	<div><div></div></div>	100	198	12	0	0
DEM Jonathan Cocks	301	47.48%	<div><div></div></div>	89	194	18	0	0
LIB Edward Kless	23	3.63%	<div><div></div></div>	9	14	0	0	0
Total Votes Cast	634	100.00%	<div><div></div></div>	198	406	30	0	0
Overvotes	0			0	0	0	0	0
Undervotes	30			14	14	2	0	0
Contest Totals	664			212	420	32	0	0

State Representative, District 67

Vote For 1

	TOTAL	VOTE %		Election Day	Early Voting	Ballot By Mail	Provisional Ballots	Limited Ballots
REP Jeff Leach	328	52.31%	<div><div></div></div>	100	215	13	0	0
DEM Kevin Morris	299	47.69%	<div><div></div></div>	93	189	17	0	0
Total Votes Cast	627	100.00%	<div><div></div></div>	193	404	30	0	0
Overvotes	0			0	0	0	0	0
Undervotes	37			19	16	2	0	0
Contest Totals	664			212	420	32	0	0

PCT 044

Justice, 5th Court of Appeals District, Place 4

Vote For 1

	TOTAL	VOTE %		Election Day	Early Voting	Ballot By Mail	Provisional Ballots	Limited Ballots
REP Emily A. Miskel	337	53.58%	<div><div></div></div>	104	220	13	0	0
DEM Maricela Moore	292	46.42%	<div><div></div></div>	90	185	17	0	0
Total Votes Cast	629	100.00%	<div><div></div></div>	194	405	30	0	0
Overvotes	0			0	0	0	0	0
Undervotes	35			18	15	2	0	0
Contest Totals	664			212	420	32	0	0

Justice, 5th Court of Appeals District, Place 7

Vote For 1

	TOTAL	VOTE %		Election Day	Early Voting	Ballot By Mail	Provisional Ballots	Limited Ballots
REP Kristina Williams	332	52.70%	<div><div></div></div>	101	218	13	0	0
DEM Nancy Kennedy	298	47.30%	<div><div></div></div>	94	187	17	0	0
Total Votes Cast	630	100.00%	<div><div></div></div>	195	405	30	0	0
Overvotes	0			0	0	0	0	0
Undervotes	34			17	15	2	0	0
Contest Totals	664			212	420	32	0	0

County Judge CCD

Vote For 1

	TOTAL	VOTE %		Election Day	Early Voting	Ballot By Mail	Provisional Ballots	Limited Ballots
REP Chris Hill	339	52.89%	<div><div></div></div>	110	215	14	0	0
DEM Joshua Murray	302	47.11%	<div><div></div></div>	88	196	18	0	0
Total Votes Cast	641	100.00%	<div><div></div></div>	198	411	32	0	0
Overvotes	0			0	0	0	0	0
Undervotes	23			14	9	0	0	0
Contest Totals	664			212	420	32	0	0

District Clerk CCD

Vote For 1

	TOTAL	VOTE %		Election Day	Early Voting	Ballot By Mail	Provisional Ballots	Limited Ballots
REP Mike Gould	336	53.42%	<div><div></div></div>	103	219	14	0	0
DEM David Brignac	293	46.58%	<div><div></div></div>	92	186	15	0	0
Total Votes Cast	629	100.00%	<div><div></div></div>	195	405	29	0	0
Overvotes	0			0	0	0	0	0
Undervotes	35			17	15	3	0	0
Contest Totals	664			212	420	32	0	0

PCT 045

U. S. Representative District 3

Vote For 1

	TOTAL	VOTE %		Election Day	Early Voting	Ballot By Mail	Provisional Ballots	Limited Ballots
REP Keith Self	1,170	62.17%	<div><div></div></div>	259	839	65	7	0
DEM Sandeep Srivastava	683	36.29%	<div><div></div></div>	142	502	39	0	0
LIB Christopher Claytor	29	1.54%	<div><div></div></div>	15	14	0	0	0
Total Votes Cast	1,882	100.00%	<div><div></div></div>	416	1,355	104	7	0
Overvotes	0			0	0	0	0	0
Undervotes	28			7	20	1	0	0
Contest Totals	1,910			423	1,375	105	7	0

Governor

Vote For 1

	TOTAL	VOTE %		Election Day	Early Voting	Ballot By Mail	Provisional Ballots	Limited Ballots
REP Greg Abbott	1,153	60.49%	<div><div></div></div>	251	832	63	7	0
DEM Beto O'Rourke	725	38.04%	<div><div></div></div>	160	527	38	0	0
LIB Mark Tippetts	19	1.00%	<div><div></div></div>	9	9	1	0	0
GRN Delilah Barrios	6	0.31%	<div><div></div></div>	2	4	0	0	0
Write-In Totals	3	0.16%	<div><div></div></div>	0	1	2	0	0
Total Votes Cast	1,906	100.00%	<div><div></div></div>	422	1,373	104	7	0
Overvotes	0			0	0	0	0	0
Undervotes	4			1	2	1	0	0
Contest Totals	1,910			423	1,375	105	7	0

Lieutenant Governor

Vote For 1

	TOTAL	VOTE %		Election Day	Early Voting	Ballot By Mail	Provisional Ballots	Limited Ballots
REP Dan Patrick	1,113	58.98%	<div><div></div></div>	243	804	59	7	0
DEM Mike Collier	736	39.00%	<div><div></div></div>	158	535	43	0	0
LIB Shanna Steele	38	2.01%	<div><div></div></div>	16	19	3	0	0
Total Votes Cast	1,887	100.00%	<div><div></div></div>	417	1,358	105	7	0
Overvotes	0			0	0	0	0	0
Undervotes	23			6	17	0	0	0
Contest Totals	1,910			423	1,375	105	7	0

Attorney General

Vote For 1

	TOTAL	VOTE %		Election Day	Early Voting	Ballot By Mail	Provisional Ballots	Limited Ballots
REP Ken Paxton	1,080	57.91%	<div><div></div></div>	249	772	52	7	0
DEM Rochelle Mercedes Garza	721	38.66%	<div><div></div></div>	148	528	45	0	0
LIB Mark Ash	64	3.43%	<div><div></div></div>	16	45	3	0	0
Total Votes Cast	1,865	100.00%	<div><div></div></div>	413	1,345	100	7	0
Overvotes	0			0	0	0	0	0
Undervotes	45			10	30	5	0	0
Contest Totals	1,910			423	1,375	105	7	0

PCT 045

Comptroller of Public Accounts

Vote For 1

	TOTAL	VOTE %		Election Day	Early Voting	Ballot By Mail	Provisional Ballots	Limited Ballots
REP Glenn Hegar	1,210	64.50%	<div><div></div></div>	272	860	71	7	0
DEM Janet T. Dudding	639	34.06%	<div><div></div></div>	130	475	34	0	0
LIB V. Alonzo Echevarria-Garza	27	1.44%	<div><div></div></div>	11	16	0	0	0
Total Votes Cast	1,876	100.00%	<div><div></div></div>	413	1,351	105	7	0
Overvotes	0			0	0	0	0	0
Undervotes	34			10	24	0	0	0
Contest Totals	1,910			423	1,375	105	7	0

Commissioner of the General Land Office

Vote For 1

	TOTAL	VOTE %		Election Day	Early Voting	Ballot By Mail	Provisional Ballots	Limited Ballots
REP Dawn Buckingham	1,180	63.10%	<div><div></div></div>	270	840	63	7	0
DEM Jay Kleberg	673	35.99%	<div><div></div></div>	136	496	41	0	0
GRN Alfred Molison, Jr	16	0.86%	<div><div></div></div>	4	12	0	0	0
Write-In Totals	1	0.05%	<div><div></div></div>	0	0	1	0	0
Total Votes Cast	1,870	100.00%	<div><div></div></div>	410	1,348	105	7	0
Overvotes	0			0	0	0	0	0
Undervotes	40			13	27	0	0	0
Contest Totals	1,910			423	1,375	105	7	0

Commissioner of Agriculture

Vote For 1

	TOTAL	VOTE %		Election Day	Early Voting	Ballot By Mail	Provisional Ballots	Limited Ballots
REP Sid Miller	1,161	62.49%	<div><div></div></div>	264	831	59	7	0
DEM Susan Hays	697	37.51%	<div><div></div></div>	139	516	42	0	0
Total Votes Cast	1,858	100.00%	<div><div></div></div>	403	1,347	101	7	0
Overvotes	0			0	0	0	0	0
Undervotes	52			20	28	4	0	0
Contest Totals	1,910			423	1,375	105	7	0

Railroad Commissioner

Vote For 1

	TOTAL	VOTE %		Election Day	Early Voting	Ballot By Mail	Provisional Ballots	Limited Ballots
REP Wayne Christian	1,164	62.38%	<div><div></div></div>	258	835	64	7	0
DEM Luke Warford	649	34.78%	<div><div></div></div>	130	479	40	0	0
LIB Jaime Andres Diez	36	1.93%	<div><div></div></div>	11	25	0	0	0
GRN Hunter Wayne Crow	17	0.91%	<div><div></div></div>	5	12	0	0	0
Total Votes Cast	1,866	100.00%	<div><div></div></div>	404	1,351	104	7	0
Overvotes	0			0	0	0	0	0
Undervotes	44			19	24	1	0	0
Contest Totals	1,910			423	1,375	105	7	0

PCT 045

Justice, Supreme Court, Place 3

Vote For 1

	TOTAL	VOTE %		Election Day	Early Voting	Ballot By Mail	Provisional Ballots	Limited Ballots
REP Debra Lehrmann	1,182	63.38%	<div><div></div></div>	260	846	69	7	0
DEM Erin A. Nowell	656	35.17%	<div><div></div></div>	135	485	36	0	0
LIB Thomas Edward Oxford	27	1.45%	<div><div></div></div>	15	12	0	0	0
Total Votes Cast	1,865	100.00%	<div><div></div></div>	410	1,343	105	7	0
Overvotes	0			0	0	0	0	0
Undervotes	45			13	32	0	0	0
Contest Totals	1,910			423	1,375	105	7	0

Justice, Supreme Court, Place 5

Vote For 1

	TOTAL	VOTE %		Election Day	Early Voting	Ballot By Mail	Provisional Ballots	Limited Ballots
REP Rebeca Huddle	1,184	63.66%	<div><div></div></div>	263	847	67	7	0
DEM Amanda Reichel	676	36.34%	<div><div></div></div>	146	494	36	0	0
Total Votes Cast	1,860	100.00%	<div><div></div></div>	409	1,341	103	7	0
Overvotes	0			0	0	0	0	0
Undervotes	50			14	34	2	0	0
Contest Totals	1,910			423	1,375	105	7	0

Justice, Supreme Court, Place 9

Vote For 1

	TOTAL	VOTE %		Election Day	Early Voting	Ballot By Mail	Provisional Ballots	Limited Ballots
REP Evan Young	1,178	63.33%	<div><div></div></div>	260	844	67	7	0
DEM Julia Maldonado	682	36.67%	<div><div></div></div>	147	497	38	0	0
Total Votes Cast	1,860	100.00%	<div><div></div></div>	407	1,341	105	7	0
Overvotes	0			0	0	0	0	0
Undervotes	50			16	34	0	0	0
Contest Totals	1,910			423	1,375	105	7	0

Judge, Court of Criminal Appeals, Place 5

Vote For 1

	TOTAL	VOTE %		Election Day	Early Voting	Ballot By Mail	Provisional Ballots	Limited Ballots
REP Scott Walker	1,180	63.61%	<div><div></div></div>	259	849	65	7	0
DEM Dana Huffman	675	36.39%	<div><div></div></div>	143	493	39	0	0
Total Votes Cast	1,855	100.00%	<div><div></div></div>	402	1,342	104	7	0
Overvotes	0			0	0	0	0	0
Undervotes	55			21	33	1	0	0
Contest Totals	1,910			423	1,375	105	7	0

PCT 045

Judge, Court of Criminal Appeals, Place 6

Vote For 1

	TOTAL	VOTE %		Election Day	Early Voting	Ballot By Mail	Provisional Ballots	Limited Ballots
REP Jesse F. McClure, III	1,182	63.79%	<div><div></div></div>	264	846	65	7	0
DEM Robert Johnson	671	36.21%	<div><div></div></div>	138	495	38	0	0
Total Votes Cast	1,853	100.00%	<div><div></div></div>	402	1,341	103	7	0
Overvotes	0			0	0	0	0	0
Undervotes	57			21	34	2	0	0
Contest Totals	1,910			423	1,375	105	7	0

Member, State Board of Education, District 12 CCD

Vote For 1

	TOTAL	VOTE %		Election Day	Early Voting	Ballot By Mail	Provisional Ballots	Limited Ballots
REP Pam Little	1,179	63.25%	<div><div></div></div>	253	853	66	7	0
DEM Alex Cornwallis	639	34.28%	<div><div></div></div>	132	471	36	0	0
LIB Christy Mowrey	44	2.36%	<div><div></div></div>	20	24	0	0	0
Write-In Totals	2	0.11%	<div><div></div></div>	0	0	2	0	0
Total Votes Cast	1,864	100.00%	<div><div></div></div>	405	1,348	104	7	0
Overvotes	0			0	0	0	0	0
Undervotes	46			18	27	1	0	0
Contest Totals	1,910			423	1,375	105	7	0

State Senator, District 8

Vote For 1

	TOTAL	VOTE %		Election Day	Early Voting	Ballot By Mail	Provisional Ballots	Limited Ballots
REP Angela Paxton	1,099	59.18%	<div><div></div></div>	248	791	53	7	0
DEM Jonathan Cocks	706	38.02%	<div><div></div></div>	143	518	45	0	0
LIB Edward Kless	52	2.80%	<div><div></div></div>	17	33	2	0	0
Total Votes Cast	1,857	100.00%	<div><div></div></div>	408	1,342	100	7	0
Overvotes	0			0	0	0	0	0
Undervotes	53			15	33	5	0	0
Contest Totals	1,910			423	1,375	105	7	0

State Representative, District 67

Vote For 1

	TOTAL	VOTE %		Election Day	Early Voting	Ballot By Mail	Provisional Ballots	Limited Ballots
REP Jeff Leach	1,184	63.66%	<div><div></div></div>	261	846	70	7	0
DEM Kevin Morris	676	36.34%	<div><div></div></div>	145	496	35	0	0
Total Votes Cast	1,860	100.00%	<div><div></div></div>	406	1,342	105	7	0
Overvotes	0			0	0	0	0	0
Undervotes	50			17	33	0	0	0
Contest Totals	1,910			423	1,375	105	7	0

PCT 045

Justice, 5th Court of Appeals District, Place 4

Vote For 1

	TOTAL	VOTE %		Election Day	Early Voting	Ballot By Mail	Provisional Ballots	Limited Ballots
REP Emily A. Miskel	1,177	63.55%	<div><div></div></div>	265	841	64	7	0
DEM Maricela Moore	675	36.45%	<div><div></div></div>	140	495	40	0	0
Total Votes Cast	1,852	100.00%	<div><div></div></div>	405	1,336	104	7	0
Overvotes	0			0	0	0	0	0
Undervotes	58			18	39	1	0	0
Contest Totals	1,910			423	1,375	105	7	0

Justice, 5th Court of Appeals District, Place 7

Vote For 1

	TOTAL	VOTE %		Election Day	Early Voting	Ballot By Mail	Provisional Ballots	Limited Ballots
REP Kristina Williams	1,164	62.88%	<div><div></div></div>	257	836	64	7	0
DEM Nancy Kennedy	687	37.12%	<div><div></div></div>	147	500	40	0	0
Total Votes Cast	1,851	100.00%	<div><div></div></div>	404	1,336	104	7	0
Overvotes	0			0	0	0	0	0
Undervotes	59			19	39	1	0	0
Contest Totals	1,910			423	1,375	105	7	0

County Judge CCD

Vote For 1

	TOTAL	VOTE %		Election Day	Early Voting	Ballot By Mail	Provisional Ballots	Limited Ballots
REP Chris Hill	1,183	63.53%	<div><div></div></div>	264	845	67	7	0
DEM Joshua Murray	679	36.47%	<div><div></div></div>	143	500	36	0	0
Total Votes Cast	1,862	100.00%	<div><div></div></div>	407	1,345	103	7	0
Overvotes	0			0	0	0	0	0
Undervotes	48			16	30	2	0	0
Contest Totals	1,910			423	1,375	105	7	0

District Clerk CCD

Vote For 1

	TOTAL	VOTE %		Election Day	Early Voting	Ballot By Mail	Provisional Ballots	Limited Ballots
REP Mike Gould	1,187	64.34%	<div><div></div></div>	268	846	66	7	0
DEM David Brignac	658	35.66%	<div><div></div></div>	133	487	38	0	0
Total Votes Cast	1,845	100.00%	<div><div></div></div>	401	1,333	104	7	0
Overvotes	0			0	0	0	0	0
Undervotes	65			22	42	1	0	0
Contest Totals	1,910			423	1,375	105	7	0

PCT 046

U. S. Representative, District 32

Vote For 1

	TOTAL	VOTE %		Election Day	Early Voting	Ballot By Mail	Provisional Ballots	Limited Ballots
REP Antonio Swad	495	40.88%	<div><div></div></div>	167	307	21	0	0
DEM Colin Allred	716	59.12%	<div><div></div></div>	231	454	31	0	0
Total Votes Cast	1,211	100.00%	<div><div></div></div>	398	761	52	0	0
Overvotes	0			0	0	0	0	0
Undervotes	42			20	22	0	0	0
Contest Totals	1,253			418	783	52	0	0

Governor

Vote For 1

	TOTAL	VOTE %		Election Day	Early Voting	Ballot By Mail	Provisional Ballots	Limited Ballots
REP Greg Abbott	504	40.35%	<div><div></div></div>	174	308	22	0	0
DEM Beto O'Rourke	721	57.73%	<div><div></div></div>	234	458	29	0	0
LIB Mark Tippetts	16	1.28%	<div><div></div></div>	2	14	0	0	0
GRN Delilah Barrios	8	0.64%	<div><div></div></div>	5	2	1	0	0
Write-In Totals	0	0.00%	<div><div></div></div>	0	0	0	0	0
Total Votes Cast	1,249	100.00%	<div><div></div></div>	415	782	52	0	0
Overvotes	0			0	0	0	0	0
Undervotes	4			3	1	0	0	0
Contest Totals	1,253			418	783	52	0	0

Lieutenant Governor

Vote For 1

	TOTAL	VOTE %		Election Day	Early Voting	Ballot By Mail	Provisional Ballots	Limited Ballots
REP Dan Patrick	485	39.50%	<div><div></div></div>	163	300	22	0	0
DEM Mike Collier	694	56.51%	<div><div></div></div>	219	447	28	0	0
LIB Shanna Steele	49	3.99%	<div><div></div></div>	20	28	1	0	0
Total Votes Cast	1,228	100.00%	<div><div></div></div>	402	775	51	0	0
Overvotes	0			0	0	0	0	0
Undervotes	25			16	8	1	0	0
Contest Totals	1,253			418	783	52	0	0

Attorney General

Vote For 1

	TOTAL	VOTE %		Election Day	Early Voting	Ballot By Mail	Provisional Ballots	Limited Ballots
REP Ken Paxton	478	39.12%	<div><div></div></div>	165	293	20	0	0
DEM Rochelle Mercedes Garza	705	57.69%	<div><div></div></div>	222	454	29	0	0
LIB Mark Ash	39	3.19%	<div><div></div></div>	15	23	1	0	0
Total Votes Cast	1,222	100.00%	<div><div></div></div>	402	770	50	0	0
Overvotes	0			0	0	0	0	0
Undervotes	31			16	13	2	0	0
Contest Totals	1,253			418	783	52	0	0

PCT 046

Comptroller of Public Accounts

Vote For 1

	TOTAL	VOTE %		Election Day	Early Voting	Ballot By Mail	Provisional Ballots	Limited Ballots
REP Glenn Hegar	508	41.98%	<div><div></div></div>	167	317	24	0	0
DEM Janet T. Dudding	658	54.38%	<div><div></div></div>	205	426	27	0	0
LIB V. Alonzo Echevarria-Garza	44	3.64%	<div><div></div></div>	23	21	0	0	0
Total Votes Cast	1,210	100.00%	<div><div></div></div>	395	764	51	0	0
Overvotes	0			0	0	0	0	0
Undervotes	43			23	19	1	0	0
Contest Totals	1,253			418	783	52	0	0

Commissioner of the General Land Office

Vote For 1

	TOTAL	VOTE %		Election Day	Early Voting	Ballot By Mail	Provisional Ballots	Limited Ballots
REP Dawn Buckingham	511	42.27%	<div><div></div></div>	177	312	22	0	0
DEM Jay Kleberg	665	55.00%	<div><div></div></div>	208	430	27	0	0
GRN Alfred Molison, Jr	31	2.56%	<div><div></div></div>	11	19	1	0	0
Write-In Totals	3	0.25%	<div><div></div></div>	0	2	1	0	0
Total Votes Cast	1,209	100.00%	<div><div></div></div>	396	762	51	0	0
Overvotes	0			0	0	0	0	0
Undervotes	44			22	21	1	0	0
Contest Totals	1,253			418	783	52	0	0

Commissioner of Agriculture

Vote For 1

	TOTAL	VOTE %		Election Day	Early Voting	Ballot By Mail	Provisional Ballots	Limited Ballots
REP Sid Miller	507	41.97%	<div><div></div></div>	176	311	20	0	0
DEM Susan Hays	701	58.03%	<div><div></div></div>	218	454	29	0	0
Total Votes Cast	1,208	100.00%	<div><div></div></div>	394	765	49	0	0
Overvotes	0			0	0	0	0	0
Undervotes	45			24	18	3	0	0
Contest Totals	1,253			418	783	52	0	0

Railroad Commissioner

Vote For 1

	TOTAL	VOTE %		Election Day	Early Voting	Ballot By Mail	Provisional Ballots	Limited Ballots
REP Wayne Christian	500	41.39%	<div><div></div></div>	168	309	23	0	0
DEM Luke Warford	634	52.48%	<div><div></div></div>	192	414	28	0	0
LIB Jaime Andres Diez	45	3.73%	<div><div></div></div>	18	27	0	0	0
GRN Hunter Wayne Crow	29	2.40%	<div><div></div></div>	16	13	0	0	0
Total Votes Cast	1,208	100.00%	<div><div></div></div>	394	763	51	0	0
Overvotes	0			0	0	0	0	0
Undervotes	45			24	20	1	0	0
Contest Totals	1,253			418	783	52	0	0

PCT 046

Justice, Supreme Court, Place 3

Vote For 1

	TOTAL	VOTE %		Election Day	Early Voting	Ballot By Mail	Provisional Ballots	Limited Ballots
REP Debra Lehrmann	507	41.73%	<div><div></div></div>	172	313	22	0	0
DEM Erin A. Nowell	677	55.72%	<div><div></div></div>	213	436	28	0	0
LIB Thomas Edward Oxford	31	2.55%	<div><div></div></div>	12	19	0	0	0
Total Votes Cast	1,215	100.00%	<div><div></div></div>	397	768	50	0	0
Overvotes	0			0	0	0	0	0
Undervotes	38			21	15	2	0	0
Contest Totals	1,253			418	783	52	0	0

Justice, Supreme Court, Place 5

Vote For 1

	TOTAL	VOTE %		Election Day	Early Voting	Ballot By Mail	Provisional Ballots	Limited Ballots
REP Rebeca Huddle	511	42.37%	<div><div></div></div>	175	314	22	0	0
DEM Amanda Reichel	695	57.63%	<div><div></div></div>	218	449	28	0	0
Total Votes Cast	1,206	100.00%	<div><div></div></div>	393	763	50	0	0
Overvotes	0			0	0	0	0	0
Undervotes	47			25	20	2	0	0
Contest Totals	1,253			418	783	52	0	0

Justice, Supreme Court, Place 9

Vote For 1

	TOTAL	VOTE %		Election Day	Early Voting	Ballot By Mail	Provisional Ballots	Limited Ballots
REP Evan Young	504	41.93%	<div><div></div></div>	173	310	21	0	0
DEM Julia Maldonado	698	58.07%	<div><div></div></div>	220	448	30	0	0
Total Votes Cast	1,202	100.00%	<div><div></div></div>	393	758	51	0	0
Overvotes	0			0	0	0	0	0
Undervotes	51			25	25	1	0	0
Contest Totals	1,253			418	783	52	0	0

Judge, Court of Criminal Appeals, Place 5

Vote For 1

	TOTAL	VOTE %		Election Day	Early Voting	Ballot By Mail	Provisional Ballots	Limited Ballots
REP Scott Walker	503	42.02%	<div><div></div></div>	173	309	21	0	0
DEM Dana Huffman	694	57.98%	<div><div></div></div>	215	449	30	0	0
Total Votes Cast	1,197	100.00%	<div><div></div></div>	388	758	51	0	0
Overvotes	0			0	0	0	0	0
Undervotes	56			30	25	1	0	0
Contest Totals	1,253			418	783	52	0	0

PCT 046

Judge, Court of Criminal Appeals, Place 6

Vote For 1

	TOTAL	VOTE %		Election Day	Early Voting	Ballot By Mail	Provisional Ballots	Limited Ballots
REP Jesse F. McClure, III	497	41.84%	<div><div></div></div>	168	308	21	0	0
DEM Robert Johnson	691	58.16%	<div><div></div></div>	218	444	29	0	0
Total Votes Cast	1,188	100.00%	<div><div></div></div>	386	752	50	0	0
Overvotes	0			0	0	0	0	0
Undervotes	65			32	31	2	0	0
Contest Totals	1,253			418	783	52	0	0

Member, State Board of Education, District 12 CCD

Vote For 1

	TOTAL	VOTE %		Election Day	Early Voting	Ballot By Mail	Provisional Ballots	Limited Ballots
REP Pam Little	494	41.20%	<div><div></div></div>	166	307	21	0	0
DEM Alex Cornwallis	656	54.71%	<div><div></div></div>	207	421	28	0	0
LIB Christy Mowrey	48	4.00%	<div><div></div></div>	18	29	1	0	0
Write-In Totals	2	0.17%	<div><div></div></div>	0	2	0	0	0
Total Votes Cast	1,199	100.00%	<div><div></div></div>	391	758	50	0	0
Overvotes	0			0	0	0	0	0
Undervotes	54			27	25	2	0	0
Contest Totals	1,253			418	783	52	0	0

State Senator, District 8

Vote For 1

	TOTAL	VOTE %		Election Day	Early Voting	Ballot By Mail	Provisional Ballots	Limited Ballots
REP Angela Paxton	486	40.47%	<div><div></div></div>	168	299	19	0	0
DEM Jonathan Cocks	676	56.29%	<div><div></div></div>	209	435	32	0	0
LIB Edward Kless	39	3.25%	<div><div></div></div>	14	25	0	0	0
Total Votes Cast	1,201	100.00%	<div><div></div></div>	391	759	51	0	0
Overvotes	0			0	0	0	0	0
Undervotes	52			27	24	1	0	0
Contest Totals	1,253			418	783	52	0	0

State Representative, District 70

Vote For 1

	TOTAL	VOTE %		Election Day	Early Voting	Ballot By Mail	Provisional Ballots	Limited Ballots
REP Jamee Jolly	513	42.89%	<div><div></div></div>	174	315	24	0	0
DEM Mihaela Elizabeth Plesa	683	57.11%	<div><div></div></div>	216	440	27	0	0
Total Votes Cast	1,196	100.00%	<div><div></div></div>	390	755	51	0	0
Overvotes	0			0	0	0	0	0
Undervotes	57			28	28	1	0	0
Contest Totals	1,253			418	783	52	0	0

PCT 046

Justice, 5th Court of Appeals District, Place 4

Vote For 1

	TOTAL	VOTE %		Election Day	Early Voting	Ballot By Mail	Provisional Ballots	Limited Ballots
REP Emily A. Miskel	501	42.24%	<div><div></div></div>	168	311	22	0	0
DEM Maricela Moore	685	57.76%	<div><div></div></div>	217	440	28	0	0
Total Votes Cast	1,186	100.00%	<div><div></div></div>	385	751	50	0	0
Overvotes	0			0	0	0	0	0
Undervotes	67			33	32	2	0	0
Contest Totals	1,253			418	783	52	0	0

Justice, 5th Court of Appeals District, Place 7

Vote For 1

	TOTAL	VOTE %		Election Day	Early Voting	Ballot By Mail	Provisional Ballots	Limited Ballots
REP Kristina Williams	503	42.34%	<div><div></div></div>	171	311	21	0	0
DEM Nancy Kennedy	685	57.66%	<div><div></div></div>	214	443	28	0	0
Total Votes Cast	1,188	100.00%	<div><div></div></div>	385	754	49	0	0
Overvotes	0			0	0	0	0	0
Undervotes	65			33	29	3	0	0
Contest Totals	1,253			418	783	52	0	0

County Judge CCD

Vote For 1

	TOTAL	VOTE %		Election Day	Early Voting	Ballot By Mail	Provisional Ballots	Limited Ballots
REP Chris Hill	505	42.05%	<div><div></div></div>	172	313	20	0	0
DEM Joshua Murray	696	57.95%	<div><div></div></div>	219	445	32	0	0
Total Votes Cast	1,201	100.00%	<div><div></div></div>	391	758	52	0	0
Overvotes	0			0	0	0	0	0
Undervotes	52			27	25	0	0	0
Contest Totals	1,253			418	783	52	0	0

District Clerk CCD

Vote For 1

	TOTAL	VOTE %		Election Day	Early Voting	Ballot By Mail	Provisional Ballots	Limited Ballots
REP Mike Gould	515	43.31%	<div><div></div></div>	176	318	21	0	0
DEM David Brignac	674	56.69%	<div><div></div></div>	211	435	28	0	0
Total Votes Cast	1,189	100.00%	<div><div></div></div>	387	753	49	0	0
Overvotes	0			0	0	0	0	0
Undervotes	64			31	30	3	0	0
Contest Totals	1,253			418	783	52	0	0

PCT 046

Justice of the Peace, Precinct 3

Vote For 1

	TOTAL	VOTE %		Election Day	Early Voting	Ballot By Mail	Provision al Ballots	Limited Ballots
REP Mike Missildine	509	42.81%	<div><div></div></div>	172	315	22	0	0
DEM Irvin Lynn Barrett	680	57.19%	<div><div></div></div>	215	437	28	0	0
Total Votes Cast	1,189	100.00%	<div><div></div></div>	387	752	50	0	0
Overvotes	0			0	0	0	0	0
Undervotes	64			31	31	2	0	0
Contest Totals	1,253			418	783	52	0	0

PCT 047

U. S. Representative District 3

Vote For 1

	TOTAL	VOTE %		Election Day	Early Voting	Ballot By Mail	Provisional Ballots	Limited Ballots
REP Keith Self	645	47.05%	<div><div></div></div>	197	422	25	1	0
DEM Sandeep Srivastava	690	50.33%	<div><div></div></div>	181	481	27	1	0
LIB Christopher Claytor	36	2.63%	<div><div></div></div>	17	19	0	0	0
Total Votes Cast	1,371	100.00%	<div><div></div></div>	395	922	52	2	0
Overvotes	0			0	0	0	0	0
Undervotes	20			6	13	1	0	0
Contest Totals	1,391			401	935	53	2	0

Governor

Vote For 1

	TOTAL	VOTE %		Election Day	Early Voting	Ballot By Mail	Provisional Ballots	Limited Ballots
REP Greg Abbott	635	45.95%	<div><div></div></div>	193	417	25	0	0
DEM Beto O'Rourke	724	52.39%	<div><div></div></div>	193	502	27	2	0
LIB Mark Tippetts	12	0.87%	<div><div></div></div>	8	4	0	0	0
GRN Delilah Barrios	10	0.72%	<div><div></div></div>	4	6	0	0	0
Write-In Totals	1	0.07%	<div><div></div></div>	1	0	0	0	0
Total Votes Cast	1,382	100.00%	<div><div></div></div>	399	929	52	2	0
Overvotes	0			0	0	0	0	0
Undervotes	9			2	6	1	0	0
Contest Totals	1,391			401	935	53	2	0

Lieutenant Governor

Vote For 1

	TOTAL	VOTE %		Election Day	Early Voting	Ballot By Mail	Provisional Ballots	Limited Ballots
REP Dan Patrick	614	44.62%	<div><div></div></div>	187	403	24	0	0
DEM Mike Collier	722	52.47%	<div><div></div></div>	190	502	28	2	0
LIB Shanna Steele	40	2.91%	<div><div></div></div>	19	20	1	0	0
Total Votes Cast	1,376	100.00%	<div><div></div></div>	396	925	53	2	0
Overvotes	0			0	0	0	0	0
Undervotes	15			5	10	0	0	0
Contest Totals	1,391			401	935	53	2	0

Attorney General

Vote For 1

	TOTAL	VOTE %		Election Day	Early Voting	Ballot By Mail	Provisional Ballots	Limited Ballots
REP Ken Paxton	596	43.41%	<div><div></div></div>	180	393	22	1	0
DEM Rochelle Mercedes Garza	724	52.73%	<div><div></div></div>	186	506	31	1	0
LIB Mark Ash	53	3.86%	<div><div></div></div>	27	26	0	0	0
Total Votes Cast	1,373	100.00%	<div><div></div></div>	393	925	53	2	0
Overvotes	0			0	0	0	0	0
Undervotes	18			8	10	0	0	0
Contest Totals	1,391			401	935	53	2	0

PCT 047

Comptroller of Public Accounts

Vote For 1

	TOTAL	VOTE %		Election Day	Early Voting	Ballot By Mail	Provisional Ballots	Limited Ballots
REP Glenn Hegar	655	48.06%	<div><div></div></div>	200	429	26	0	0
DEM Janet T. Dudding	666	48.86%	<div><div></div></div>	166	473	25	2	0
LIB V. Alonzo Echevarria-Garza	42	3.08%	<div><div></div></div>	20	21	1	0	0
Total Votes Cast	1,363	100.00%	<div><div></div></div>	386	923	52	2	0
Overvotes	0			0	0	0	0	0
Undervotes	28			15	12	1	0	0
Contest Totals	1,391			401	935	53	2	0

Commissioner of the General Land Office

Vote For 1

	TOTAL	VOTE %		Election Day	Early Voting	Ballot By Mail	Provisional Ballots	Limited Ballots
REP Dawn Buckingham	654	48.23%	<div><div></div></div>	209	421	24	0	0
DEM Jay Kleberg	680	50.15%	<div><div></div></div>	166	486	26	2	0
GRN Alfred Molison, Jr	21	1.55%	<div><div></div></div>	7	13	1	0	0
Write-In Totals	1	0.07%	<div><div></div></div>	1	0	0	0	0
Total Votes Cast	1,356	100.00%	<div><div></div></div>	383	920	51	2	0
Overvotes	0			0	0	0	0	0
Undervotes	35			18	15	2	0	0
Contest Totals	1,391			401	935	53	2	0

Commissioner of Agriculture

Vote For 1

	TOTAL	VOTE %		Election Day	Early Voting	Ballot By Mail	Provisional Ballots	Limited Ballots
REP Sid Miller	653	47.91%	<div><div></div></div>	205	423	25	0	0
DEM Susan Hays	710	52.09%	<div><div></div></div>	180	501	27	2	0
Total Votes Cast	1,363	100.00%	<div><div></div></div>	385	924	52	2	0
Overvotes	0			0	0	0	0	0
Undervotes	28			16	11	1	0	0
Contest Totals	1,391			401	935	53	2	0

Railroad Commissioner

Vote For 1

	TOTAL	VOTE %		Election Day	Early Voting	Ballot By Mail	Provisional Ballots	Limited Ballots
REP Wayne Christian	632	46.54%	<div><div></div></div>	195	414	23	0	0
DEM Luke Warford	663	48.82%	<div><div></div></div>	167	469	25	2	0
LIB Jaime Andres Diez	36	2.65%	<div><div></div></div>	16	18	2	0	0
GRN Hunter Wayne Crow	27	1.99%	<div><div></div></div>	6	20	1	0	0
Total Votes Cast	1,358	100.00%	<div><div></div></div>	384	921	51	2	0
Overvotes	1			0	0	1	0	0
Undervotes	32			17	14	1	0	0
Contest Totals	1,391			401	935	53	2	0

PCT 047

Justice, Supreme Court, Place 3

Vote For 1

	TOTAL	VOTE %		Election Day	Early Voting	Ballot By Mail	Provisional Ballots	Limited Ballots
REP Debra Lehrmann	649	47.69%	<div><div></div></div>	201	424	24	0	0
DEM Erin A. Nowell	680	49.96%	<div><div></div></div>	175	476	27	2	0
LIB Thomas Edward Oxford	32	2.35%	<div><div></div></div>	13	18	1	0	0
Total Votes Cast	1,361	100.00%	<div><div></div></div>	389	918	52	2	0
Overvotes	0			0	0	0	0	0
Undervotes	30			12	17	1	0	0
Contest Totals	1,391			401	935	53	2	0

Justice, Supreme Court, Place 5

Vote For 1

	TOTAL	VOTE %		Election Day	Early Voting	Ballot By Mail	Provisional Ballots	Limited Ballots
REP Rebeca Huddle	663	48.86%	<div><div></div></div>	205	432	26	0	0
DEM Amanda Reichel	694	51.14%	<div><div></div></div>	181	486	25	2	0
Total Votes Cast	1,357	100.00%	<div><div></div></div>	386	918	51	2	0
Overvotes	0			0	0	0	0	0
Undervotes	34			15	17	2	0	0
Contest Totals	1,391			401	935	53	2	0

Justice, Supreme Court, Place 9

Vote For 1

	TOTAL	VOTE %		Election Day	Early Voting	Ballot By Mail	Provisional Ballots	Limited Ballots
REP Evan Young	653	48.19%	<div><div></div></div>	201	427	25	0	0
DEM Julia Maldonado	702	51.81%	<div><div></div></div>	185	488	27	2	0
Total Votes Cast	1,355	100.00%	<div><div></div></div>	386	915	52	2	0
Overvotes	0			0	0	0	0	0
Undervotes	36			15	20	1	0	0
Contest Totals	1,391			401	935	53	2	0

Judge, Court of Criminal Appeals, Place 5

Vote For 1

	TOTAL	VOTE %		Election Day	Early Voting	Ballot By Mail	Provisional Ballots	Limited Ballots
REP Scott Walker	653	48.37%	<div><div></div></div>	202	427	24	0	0
DEM Dana Huffman	697	51.63%	<div><div></div></div>	181	486	28	2	0
Total Votes Cast	1,350	100.00%	<div><div></div></div>	383	913	52	2	0
Overvotes	0			0	0	0	0	0
Undervotes	41			18	22	1	0	0
Contest Totals	1,391			401	935	53	2	0

PCT 047

Judge, Court of Criminal Appeals, Place 6

Vote For 1

	TOTAL	VOTE %		Election Day	Early Voting	Ballot By Mail	Provisional Ballots	Limited Ballots
REP Jesse F. McClure, III	653	48.37%	<div><div></div></div>	206	423	24	0	0
DEM Robert Johnson	697	51.63%	<div><div></div></div>	178	490	27	2	0
Total Votes Cast	1,350	100.00%	<div><div></div></div>	384	913	51	2	0
Overvotes	0			0	0	0	0	0
Undervotes	41			17	22	2	0	0
Contest Totals	1,391			401	935	53	2	0

Member, State Board of Education, District 12 CCD

Vote For 1

	TOTAL	VOTE %		Election Day	Early Voting	Ballot By Mail	Provisional Ballots	Limited Ballots
REP Pam Little	635	47.00%	<div><div></div></div>	196	417	22	0	0
DEM Alex Cornwallis	663	49.07%	<div><div></div></div>	165	469	27	2	0
LIB Christy Mowrey	53	3.92%	<div><div></div></div>	22	29	2	0	0
Write-In Totals	0	0.00%	<div><div></div></div>	0	0	0	0	0
Total Votes Cast	1,351	100.00%	<div><div></div></div>	383	915	51	2	0
Overvotes	0			0	0	0	0	0
Undervotes	40			18	20	2	0	0
Contest Totals	1,391			401	935	53	2	0

State Senator, District 8

Vote For 1

	TOTAL	VOTE %		Election Day	Early Voting	Ballot By Mail	Provisional Ballots	Limited Ballots
REP Angela Paxton	609	45.18%	<div><div></div></div>	188	397	23	1	0
DEM Jonathan Cocks	695	51.56%	<div><div></div></div>	174	491	29	1	0
LIB Edward Kless	44	3.26%	<div><div></div></div>	21	22	1	0	0
Total Votes Cast	1,348	100.00%	<div><div></div></div>	383	910	53	2	0
Overvotes	0			0	0	0	0	0
Undervotes	43			18	25	0	0	0
Contest Totals	1,391			401	935	53	2	0

Justice, 5th Court of Appeals District, Place 4

Vote For 1

	TOTAL	VOTE %		Election Day	Early Voting	Ballot By Mail	Provisional Ballots	Limited Ballots
REP Emily A. Miskel	660	49.03%	<div><div></div></div>	204	431	25	0	0
DEM Maricela Moore	686	50.97%	<div><div></div></div>	180	477	27	2	0
Total Votes Cast	1,346	100.00%	<div><div></div></div>	384	908	52	2	0
Overvotes	0			0	0	0	0	0
Undervotes	45			17	27	1	0	0
Contest Totals	1,391			401	935	53	2	0

PCT 047

Justice, 5th Court of Appeals District, Place 7

Vote For 1

	TOTAL	VOTE %		Election Day	Early Voting	Ballot By Mail	Provisional Ballots	Limited Ballots
REP Kristina Williams	653	48.48%	<div><div></div></div>	203	426	24	0	0
DEM Nancy Kennedy	694	51.52%	<div><div></div></div>	179	487	26	2	0
Total Votes Cast	1,347	100.00%	<div><div></div></div>	382	913	50	2	0
Overvotes	0			0	0	0	0	0
Undervotes	44			19	22	3	0	0
Contest Totals	1,391			401	935	53	2	0

County Judge CCD

Vote For 1

	TOTAL	VOTE %		Election Day	Early Voting	Ballot By Mail	Provisional Ballots	Limited Ballots
REP Chris Hill	658	48.53%	<div><div></div></div>	209	425	24	0	0
DEM Joshua Murray	698	51.47%	<div><div></div></div>	178	493	25	2	0
Total Votes Cast	1,356	100.00%	<div><div></div></div>	387	918	49	2	0
Overvotes	0			0	0	0	0	0
Undervotes	35			14	17	4	0	0
Contest Totals	1,391			401	935	53	2	0

District Clerk CCD

Vote For 1

	TOTAL	VOTE %		Election Day	Early Voting	Ballot By Mail	Provisional Ballots	Limited Ballots
REP Mike Gould	664	49.33%	<div><div></div></div>	210	429	24	1	0
DEM David Brignac	682	50.67%	<div><div></div></div>	174	482	25	1	0
Total Votes Cast	1,346	100.00%	<div><div></div></div>	384	911	49	2	0
Overvotes	0			0	0	0	0	0
Undervotes	45			17	24	4	0	0
Contest Totals	1,391			401	935	53	2	0

Justice of the Peace, Precinct 3

Vote For 1

	TOTAL	VOTE %		Election Day	Early Voting	Ballot By Mail	Provisional Ballots	Limited Ballots
REP Mike Missildine	667	49.41%	<div><div></div></div>	210	433	24	0	0
DEM Irvin Lynn Barrett	683	50.59%	<div><div></div></div>	176	480	25	2	0
Total Votes Cast	1,350	100.00%	<div><div></div></div>	386	913	49	2	0
Overvotes	0			0	0	0	0	0
Undervotes	41			15	22	4	0	0
Contest Totals	1,391			401	935	53	2	0

PCT 048

U. S. Representative, District 32

Vote For 1

	TOTAL	VOTE %		Election Day	Early Voting	Ballot By Mail	Provisional Ballots	Limited Ballots
REP Antonio Swad	968	45.32%	<div><div></div></div>	324	605	38	1	0
DEM Colin Allred	1,168	54.68%	<div><div></div></div>	321	795	52	0	0
Total Votes Cast	2,136	100.00%	<div><div></div></div>	645	1,400	90	1	0
Overvotes	0			0	0	0	0	0
Undervotes	24			7	17	0	0	0
Contest Totals	2,160			652	1,417	90	1	0

Governor

Vote For 1

	TOTAL	VOTE %		Election Day	Early Voting	Ballot By Mail	Provisional Ballots	Limited Ballots
REP Greg Abbott	972	45.15%	<div><div></div></div>	319	616	36	1	0
DEM Beto O'Rourke	1,150	53.41%	<div><div></div></div>	318	781	51	0	0
LIB Mark Tippetts	25	1.16%	<div><div></div></div>	11	12	2	0	0
GRN Delilah Barrios	4	0.19%	<div><div></div></div>	2	1	1	0	0
Write-In Totals	3	0.14%	<div><div></div></div>	2	1	0	0	0
Total Votes Cast	2,153	100.00%	<div><div></div></div>	651	1,411	90	1	0
Overvotes	0			0	0	0	0	0
Undervotes	7			1	6	0	0	0
Contest Totals	2,160			652	1,417	90	1	0

Lieutenant Governor

Vote For 1

	TOTAL	VOTE %		Election Day	Early Voting	Ballot By Mail	Provisional Ballots	Limited Ballots
REP Dan Patrick	926	43.19%	<div><div></div></div>	304	585	36	1	0
DEM Mike Collier	1,169	54.52%	<div><div></div></div>	324	794	51	0	0
LIB Shanna Steele	49	2.29%	<div><div></div></div>	19	27	3	0	0
Total Votes Cast	2,144	100.00%	<div><div></div></div>	647	1,406	90	1	0
Overvotes	0			0	0	0	0	0
Undervotes	16			5	11	0	0	0
Contest Totals	2,160			652	1,417	90	1	0

Attorney General

Vote For 1

	TOTAL	VOTE %		Election Day	Early Voting	Ballot By Mail	Provisional Ballots	Limited Ballots
REP Ken Paxton	891	41.67%	<div><div></div></div>	293	566	31	1	0
DEM Rochelle Mercedes Garza	1,163	54.40%	<div><div></div></div>	320	789	54	0	0
LIB Mark Ash	84	3.93%	<div><div></div></div>	32	47	5	0	0
Total Votes Cast	2,138	100.00%	<div><div></div></div>	645	1,402	90	1	0
Overvotes	0			0	0	0	0	0
Undervotes	22			7	15	0	0	0
Contest Totals	2,160			652	1,417	90	1	0

PCT 048

Comptroller of Public Accounts

Vote For 1

	TOTAL	VOTE %		Election Day	Early Voting	Ballot By Mail	Provisional Ballots	Limited Ballots
REP Glenn Hegar	1,028	48.67%	<div><div></div></div>	337	652	38	1	0
DEM Janet T. Dudding	1,039	49.20%	<div><div></div></div>	277	713	49	0	0
LIB V. Alonzo Echevarria-Garza	45	2.13%	<div><div></div></div>	17	28	0	0	0
Total Votes Cast	2,112	100.00%	<div><div></div></div>	631	1,393	87	1	0
Overvotes	0			0	0	0	0	0
Undervotes	48			21	24	3	0	0
Contest Totals	2,160			652	1,417	90	1	0

Commissioner of the General Land Office

Vote For 1

	TOTAL	VOTE %		Election Day	Early Voting	Ballot By Mail	Provisional Ballots	Limited Ballots
REP Dawn Buckingham	1,010	47.87%	<div><div></div></div>	336	634	39	1	0
DEM Jay Kleberg	1,079	51.14%	<div><div></div></div>	291	740	48	0	0
GRN Alfred Molison, Jr	21	1.00%	<div><div></div></div>	5	15	1	0	0
Write-In Totals	0	0.00%	<div><div></div></div>	0	0	0	0	0
Total Votes Cast	2,110	100.00%	<div><div></div></div>	632	1,389	88	1	0
Overvotes	0			0	0	0	0	0
Undervotes	50			20	28	2	0	0
Contest Totals	2,160			652	1,417	90	1	0

Commissioner of Agriculture

Vote For 1

	TOTAL	VOTE %		Election Day	Early Voting	Ballot By Mail	Provisional Ballots	Limited Ballots
REP Sid Miller	984	46.75%	<div><div></div></div>	324	622	37	1	0
DEM Susan Hays	1,121	53.25%	<div><div></div></div>	303	766	52	0	0
Total Votes Cast	2,105	100.00%	<div><div></div></div>	627	1,388	89	1	0
Overvotes	0			0	0	0	0	0
Undervotes	55			25	29	1	0	0
Contest Totals	2,160			652	1,417	90	1	0

Railroad Commissioner

Vote For 1

	TOTAL	VOTE %		Election Day	Early Voting	Ballot By Mail	Provisional Ballots	Limited Ballots
REP Wayne Christian	969	46.08%	<div><div></div></div>	316	613	39	1	0
DEM Luke Warford	1,062	50.50%	<div><div></div></div>	284	730	48	0	0
LIB Jaime Andres Diez	54	2.57%	<div><div></div></div>	22	31	1	0	0
GRN Hunter Wayne Crow	18	0.86%	<div><div></div></div>	6	12	0	0	0
Total Votes Cast	2,103	100.00%	<div><div></div></div>	628	1,386	88	1	0
Overvotes	0			0	0	0	0	0
Undervotes	57			24	31	2	0	0
Contest Totals	2,160			652	1,417	90	1	0

PCT 048

Justice, Supreme Court, Place 3

Vote For 1

	TOTAL	VOTE %		Election Day	Early Voting	Ballot By Mail	Provisional Ballots	Limited Ballots
REP Debra Lehrmann	994	46.73%	<div><div></div></div>	322	634	37	1	0
DEM Erin A. Nowell	1,096	51.53%	<div><div></div></div>	300	747	49	0	0
LIB Thomas Edward Oxford	37	1.74%	<div><div></div></div>	17	19	1	0	0
Total Votes Cast	2,127	100.00%	<div><div></div></div>	639	1,400	87	1	0
Overvotes	0			0	0	0	0	0
Undervotes	33			13	17	3	0	0
Contest Totals	2,160			652	1,417	90	1	0

Justice, Supreme Court, Place 5

Vote For 1

	TOTAL	VOTE %		Election Day	Early Voting	Ballot By Mail	Provisional Ballots	Limited Ballots
REP Rebeca Huddle	1,019	48.07%	<div><div></div></div>	333	646	39	1	0
DEM Amanda Reichel	1,101	51.93%	<div><div></div></div>	301	751	49	0	0
Total Votes Cast	2,120	100.00%	<div><div></div></div>	634	1,397	88	1	0
Overvotes	0			0	0	0	0	0
Undervotes	40			18	20	2	0	0
Contest Totals	2,160			652	1,417	90	1	0

Justice, Supreme Court, Place 9

Vote For 1

	TOTAL	VOTE %		Election Day	Early Voting	Ballot By Mail	Provisional Ballots	Limited Ballots
REP Evan Young	1,009	47.93%	<div><div></div></div>	332	637	39	1	0
DEM Julia Maldonado	1,096	52.07%	<div><div></div></div>	303	744	49	0	0
Total Votes Cast	2,105	100.00%	<div><div></div></div>	635	1,381	88	1	0
Overvotes	0			0	0	0	0	0
Undervotes	55			17	36	2	0	0
Contest Totals	2,160			652	1,417	90	1	0

Judge, Court of Criminal Appeals, Place 5

Vote For 1

	TOTAL	VOTE %		Election Day	Early Voting	Ballot By Mail	Provisional Ballots	Limited Ballots
REP Scott Walker	999	47.68%	<div><div></div></div>	334	626	38	1	0
DEM Dana Huffman	1,096	52.32%	<div><div></div></div>	298	750	48	0	0
Total Votes Cast	2,095	100.00%	<div><div></div></div>	632	1,376	86	1	0
Overvotes	0			0	0	0	0	0
Undervotes	65			20	41	4	0	0
Contest Totals	2,160			652	1,417	90	1	0

PCT 048

Judge, Court of Criminal Appeals, Place 6

Vote For 1

	TOTAL	VOTE %		Election Day	Early Voting	Ballot By Mail	Provisional Ballots	Limited Ballots
REP Jesse F. McClure, III	1,011	48.21%	<div><div></div></div>	339	632	39	1	0
DEM Robert Johnson	1,086	51.79%	<div><div></div></div>	294	745	47	0	0
Total Votes Cast	2,097	100.00%	<div><div></div></div>	633	1,377	86	1	0
Overvotes	0			0	0	0	0	0
Undervotes	63			19	40	4	0	0
Contest Totals	2,160			652	1,417	90	1	0

Member, State Board of Education, District 12 CCD

Vote For 1

	TOTAL	VOTE %		Election Day	Early Voting	Ballot By Mail	Provisional Ballots	Limited Ballots
REP Pam Little	968	46.14%	<div><div></div></div>	321	609	37	1	0
DEM Alex Cornwallis	1,063	50.67%	<div><div></div></div>	286	730	47	0	0
LIB Christy Mowrey	67	3.19%	<div><div></div></div>	25	41	1	0	0
Write-In Totals	0	0.00%	<div><div></div></div>	0	0	0	0	0
Total Votes Cast	2,098	100.00%	<div><div></div></div>	632	1,380	85	1	0
Overvotes	0			0	0	0	0	0
Undervotes	62			20	37	5	0	0
Contest Totals	2,160			652	1,417	90	1	0

State Senator, District 2

Vote For 1

	TOTAL	VOTE %		Election Day	Early Voting	Ballot By Mail	Provisional Ballots	Limited Ballots
REP Bob Hall	1,017	48.57%	<div><div></div></div>	340	637	39	1	0
DEM Prince S. Giadolor	1,077	51.43%	<div><div></div></div>	290	741	46	0	0
Total Votes Cast	2,094	100.00%	<div><div></div></div>	630	1,378	85	1	0
Overvotes	0			0	0	0	0	0
Undervotes	66			22	39	5	0	0
Contest Totals	2,160			652	1,417	90	1	0

State Representative, District 33

Vote For 1

	TOTAL	VOTE %		Election Day	Early Voting	Ballot By Mail	Provisional Ballots	Limited Ballots
REP Justin Holland	1,021	48.71%	<div><div></div></div>	336	644	40	1	0
DEM Graeson Lynskey	1,075	51.29%	<div><div></div></div>	294	735	46	0	0
Total Votes Cast	2,096	100.00%	<div><div></div></div>	630	1,379	86	1	0
Overvotes	0			0	0	0	0	0
Undervotes	64			22	38	4	0	0
Contest Totals	2,160			652	1,417	90	1	0

PCT 048

Justice, 5th Court of Appeals District, Place 4

Vote For 1

	TOTAL	VOTE %		Election Day	Early Voting	Ballot By Mail	Provisional Ballots	Limited Ballots
REP Emily A. Miskel	1,008	48.32%	<div><div></div></div>	332	639	36	1	0
DEM Maricela Moore	1,078	51.68%	<div><div></div></div>	296	738	44	0	0
Total Votes Cast	2,086	100.00%	<div><div></div></div>	628	1,377	80	1	0
Overvotes	0			0	0	0	0	0
Undervotes	74			24	40	10	0	0
Contest Totals	2,160			652	1,417	90	1	0

Justice, 5th Court of Appeals District, Place 7

Vote For 1

	TOTAL	VOTE %		Election Day	Early Voting	Ballot By Mail	Provisional Ballots	Limited Ballots
REP Kristina Williams	986	47.40%	<div><div></div></div>	324	626	35	1	0
DEM Nancy Kennedy	1,094	52.60%	<div><div></div></div>	302	747	45	0	0
Total Votes Cast	2,080	100.00%	<div><div></div></div>	626	1,373	80	1	0
Overvotes	0			0	0	0	0	0
Undervotes	80			26	44	10	0	0
Contest Totals	2,160			652	1,417	90	1	0

County Judge CCD

Vote For 1

	TOTAL	VOTE %		Election Day	Early Voting	Ballot By Mail	Provisional Ballots	Limited Ballots
REP Chris Hill	1,011	48.35%	<div><div></div></div>	337	636	37	1	0
DEM Joshua Murray	1,080	51.65%	<div><div></div></div>	292	743	45	0	0
Total Votes Cast	2,091	100.00%	<div><div></div></div>	629	1,379	82	1	0
Overvotes	0			0	0	0	0	0
Undervotes	69			23	38	8	0	0
Contest Totals	2,160			652	1,417	90	1	0

District Clerk CCD

Vote For 1

	TOTAL	VOTE %		Election Day	Early Voting	Ballot By Mail	Provisional Ballots	Limited Ballots
REP Mike Gould	1,016	48.99%	<div><div></div></div>	342	638	35	1	0
DEM David Brignac	1,058	51.01%	<div><div></div></div>	280	733	45	0	0
Total Votes Cast	2,074	100.00%	<div><div></div></div>	622	1,371	80	1	0
Overvotes	0			0	0	0	0	0
Undervotes	86			30	46	10	0	0
Contest Totals	2,160			652	1,417	90	1	0

PCT 048

Justice of the Peace, Precinct 3

Vote For 1

	TOTAL	VOTE %		Election Day	Early Voting	Ballot By Mail	Provision al Ballots	Limited Ballots
REP Mike Missildine	1,024	49.42%	<div><div></div></div>	347	640	36	1	0
DEM Irvin Lynn Barrett	1,048	50.58%	<div><div></div></div>	275	727	46	0	0
Total Votes Cast	2,072	100.00%	<div><div></div></div>	622	1,367	82	1	0
Overvotes	0			0	0	0	0	0
Undervotes	88			30	50	8	0	0
Contest Totals	2,160			652	1,417	90	1	0

PCT 049

U. S. Representative, District 4

Vote For 1

	TOTAL	VOTE %		Election Day	Early Voting	Ballot By Mail	Provisional Ballots	Limited Ballots
REP Pat Fallon	808	56.23%	<div><div></div></div>	134	599	72	3	0
DEM Iro Omere	591	41.13%	<div><div></div></div>	98	437	56	0	0
LIB John Simmons	38	2.64%	<div><div></div></div>	12	26	0	0	0
Total Votes Cast	1,437	100.00%	<div><div></div></div>	244	1,062	128	3	0
Overvotes	0			0	0	0	0	0
Undervotes	45			5	31	9	0	0
Contest Totals	1,482			249	1,093	137	3	0

Governor

Vote For 1

	TOTAL	VOTE %		Election Day	Early Voting	Ballot By Mail	Provisional Ballots	Limited Ballots
REP Greg Abbott	798	54.06%	<div><div></div></div>	125	598	72	3	0
DEM Beto O'Rourke	650	44.04%	<div><div></div></div>	111	476	63	0	0
LIB Mark Tippetts	23	1.56%	<div><div></div></div>	10	11	2	0	0
GRN Delilah Barrios	3	0.20%	<div><div></div></div>	1	2	0	0	0
Write-In Totals	2	0.14%	<div><div></div></div>	0	2	0	0	0
Total Votes Cast	1,476	100.00%	<div><div></div></div>	247	1,089	137	3	0
Overvotes	0			0	0	0	0	0
Undervotes	6			2	4	0	0	0
Contest Totals	1,482			249	1,093	137	3	0

Lieutenant Governor

Vote For 1

	TOTAL	VOTE %		Election Day	Early Voting	Ballot By Mail	Provisional Ballots	Limited Ballots
REP Dan Patrick	752	51.23%	<div><div></div></div>	123	563	63	3	0
DEM Mike Collier	675	45.98%	<div><div></div></div>	112	493	70	0	0
LIB Shanna Steele	41	2.79%	<div><div></div></div>	10	28	3	0	0
Total Votes Cast	1,468	100.00%	<div><div></div></div>	245	1,084	136	3	0
Overvotes	0			0	0	0	0	0
Undervotes	14			4	9	1	0	0
Contest Totals	1,482			249	1,093	137	3	0

Attorney General

Vote For 1

	TOTAL	VOTE %		Election Day	Early Voting	Ballot By Mail	Provisional Ballots	Limited Ballots
REP Ken Paxton	730	50.38%	<div><div></div></div>	125	544	58	3	0
DEM Rochelle Mercedes Garza	662	45.69%	<div><div></div></div>	110	484	68	0	0
LIB Mark Ash	57	3.93%	<div><div></div></div>	9	42	6	0	0
Total Votes Cast	1,449	100.00%	<div><div></div></div>	244	1,070	132	3	0
Overvotes	0			0	0	0	0	0
Undervotes	33			5	23	5	0	0
Contest Totals	1,482			249	1,093	137	3	0

PCT 049

Comptroller of Public Accounts

Vote For 1

	TOTAL	VOTE %		Election Day	Early Voting	Ballot By Mail	Provisional Ballots	Limited Ballots
REP Glenn Hegar	837	58.04%	<div><div></div></div>	138	621	75	3	0
DEM Janet T. Dudding	579	40.15%	<div><div></div></div>	96	432	51	0	0
LIB V. Alonzo Echevarria-Garza	26	1.80%	<div><div></div></div>	5	18	3	0	0
Total Votes Cast	1,442	100.00%	<div><div></div></div>	239	1,071	129	3	0
Overvotes	0			0	0	0	0	0
Undervotes	40			10	22	8	0	0
Contest Totals	1,482			249	1,093	137	3	0

Commissioner of the General Land Office

Vote For 1

	TOTAL	VOTE %		Election Day	Early Voting	Ballot By Mail	Provisional Ballots	Limited Ballots
REP Dawn Buckingham	804	55.79%	<div><div></div></div>	135	595	71	3	0
DEM Jay Kleberg	622	43.16%	<div><div></div></div>	100	461	61	0	0
GRN Alfred Molison, Jr	15	1.04%	<div><div></div></div>	4	11	0	0	0
Write-In Totals	0	0.00%	<div><div></div></div>	0	0	0	0	0
Total Votes Cast	1,441	100.00%	<div><div></div></div>	239	1,067	132	3	0
Overvotes	0			0	0	0	0	0
Undervotes	41			10	26	5	0	0
Contest Totals	1,482			249	1,093	137	3	0

Commissioner of Agriculture

Vote For 1

	TOTAL	VOTE %		Election Day	Early Voting	Ballot By Mail	Provisional Ballots	Limited Ballots
REP Sid Miller	808	56.23%	<div><div></div></div>	133	602	70	3	0
DEM Susan Hays	629	43.77%	<div><div></div></div>	108	464	57	0	0
Total Votes Cast	1,437	100.00%	<div><div></div></div>	241	1,066	127	3	0
Overvotes	0			0	0	0	0	0
Undervotes	45			8	27	10	0	0
Contest Totals	1,482			249	1,093	137	3	0

Railroad Commissioner

Vote For 1

	TOTAL	VOTE %		Election Day	Early Voting	Ballot By Mail	Provisional Ballots	Limited Ballots
REP Wayne Christian	788	54.68%	<div><div></div></div>	132	589	64	3	0
DEM Luke Warford	600	41.64%	<div><div></div></div>	90	450	60	0	0
LIB Jaime Andres Diez	42	2.91%	<div><div></div></div>	14	25	3	0	0
GRN Hunter Wayne Crow	11	0.76%	<div><div></div></div>	5	6	0	0	0
Total Votes Cast	1,441	100.00%	<div><div></div></div>	241	1,070	127	3	0
Overvotes	0			0	0	0	0	0
Undervotes	41			8	23	10	0	0
Contest Totals	1,482			249	1,093	137	3	0

PCT 049

Justice, Supreme Court, Place 3

Vote For 1

	TOTAL	VOTE %		Election Day	Early Voting	Ballot By Mail	Provisional Ballots	Limited Ballots
REP Debra Lehrmann	813	57.01%	<div><div></div></div>	132	605	74	2	0
DEM Erin A. Nowell	587	41.16%	<div><div></div></div>	104	432	51	0	0
LIB Thomas Edward Oxford	26	1.82%	<div><div></div></div>	7	18	1	0	0
Total Votes Cast	1,426	100.00%	<div><div></div></div>	243	1,055	126	2	0
Overvotes	0			0	0	0	0	0
Undervotes	56			6	38	11	1	0
Contest Totals	1,482			249	1,093	137	3	0

Justice, Supreme Court, Place 5

Vote For 1

	TOTAL	VOTE %		Election Day	Early Voting	Ballot By Mail	Provisional Ballots	Limited Ballots
REP Rebeca Huddle	830	58.49%	<div><div></div></div>	134	617	77	2	0
DEM Amanda Reichel	589	41.51%	<div><div></div></div>	105	433	51	0	0
Total Votes Cast	1,419	100.00%	<div><div></div></div>	239	1,050	128	2	0
Overvotes	0			0	0	0	0	0
Undervotes	63			10	43	9	1	0
Contest Totals	1,482			249	1,093	137	3	0

Justice, Supreme Court, Place 9

Vote For 1

	TOTAL	VOTE %		Election Day	Early Voting	Ballot By Mail	Provisional Ballots	Limited Ballots
REP Evan Young	810	57.20%	<div><div></div></div>	135	598	75	2	0
DEM Julia Maldonado	606	42.80%	<div><div></div></div>	106	451	49	0	0
Total Votes Cast	1,416	100.00%	<div><div></div></div>	241	1,049	124	2	0
Overvotes	0			0	0	0	0	0
Undervotes	66			8	44	13	1	0
Contest Totals	1,482			249	1,093	137	3	0

Judge, Court of Criminal Appeals, Place 5

Vote For 1

	TOTAL	VOTE %		Election Day	Early Voting	Ballot By Mail	Provisional Ballots	Limited Ballots
REP Scott Walker	800	56.62%	<div><div></div></div>	132	598	68	2	0
DEM Dana Huffman	613	43.38%	<div><div></div></div>	105	452	56	0	0
Total Votes Cast	1,413	100.00%	<div><div></div></div>	237	1,050	124	2	0
Overvotes	0			0	0	0	0	0
Undervotes	69			12	43	13	1	0
Contest Totals	1,482			249	1,093	137	3	0

PCT 049

Judge, Court of Criminal Appeals, Place 6

Vote For 1

	TOTAL	VOTE %		Election Day	Early Voting	Ballot By Mail	Provisional Ballots	Limited Ballots
REP Jesse F. McClure, III	812	57.71%	<div><div></div></div>	135	606	69	2	0
DEM Robert Johnson	595	42.29%	<div><div></div></div>	102	440	53	0	0
Total Votes Cast	1,407	100.00%	<div><div></div></div>	237	1,046	122	2	0
Overvotes	0			0	0	0	0	0
Undervotes	75			12	47	15	1	0
Contest Totals	1,482			249	1,093	137	3	0

Member, State Board of Education, District 12 CCD

Vote For 1

	TOTAL	VOTE %		Election Day	Early Voting	Ballot By Mail	Provisional Ballots	Limited Ballots
REP Pam Little	784	55.13%	<div><div></div></div>	131	581	70	2	0
DEM Alex Cornwallis	594	41.77%	<div><div></div></div>	98	443	53	0	0
LIB Christy Mowrey	44	3.09%	<div><div></div></div>	10	31	3	0	0
Write-In Totals	0	0.00%	<div><div></div></div>	0	0	0	0	0
Total Votes Cast	1,422	100.00%	<div><div></div></div>	239	1,055	126	2	0
Overvotes	0			0	0	0	0	0
Undervotes	60			10	38	11	1	0
Contest Totals	1,482			249	1,093	137	3	0

State Senator, District 8

Vote For 1

	TOTAL	VOTE %		Election Day	Early Voting	Ballot By Mail	Provisional Ballots	Limited Ballots
REP Angela Paxton	743	52.10%	<div><div></div></div>	128	550	62	3	0
DEM Jonathan Cocks	634	44.46%	<div><div></div></div>	102	468	64	0	0
LIB Edward Kless	49	3.44%	<div><div></div></div>	10	34	5	0	0
Total Votes Cast	1,426	100.00%	<div><div></div></div>	240	1,052	131	3	0
Overvotes	0			0	0	0	0	0
Undervotes	56			9	41	6	0	0
Contest Totals	1,482			249	1,093	137	3	0

State Representative, District 70

Vote For 1

	TOTAL	VOTE %		Election Day	Early Voting	Ballot By Mail	Provisional Ballots	Limited Ballots
REP Jamee Jolly	802	56.36%	<div><div></div></div>	129	595	75	3	0
DEM Mihaela Elizabeth Plesa	621	43.64%	<div><div></div></div>	112	454	55	0	0
Total Votes Cast	1,423	100.00%	<div><div></div></div>	241	1,049	130	3	0
Overvotes	0			0	0	0	0	0
Undervotes	59			8	44	7	0	0
Contest Totals	1,482			249	1,093	137	3	0

PCT 049

Justice, 5th Court of Appeals District, Place 4

Vote For 1

	TOTAL	VOTE %		Election Day	Early Voting	Ballot By Mail	Provisional Ballots	Limited Ballots
REP Emily A. Miskel	809	57.58%	<div><div></div></div>	135	606	66	2	0
DEM Maricela Moore	596	42.42%	<div><div></div></div>	101	440	55	0	0
Total Votes Cast	1,405	100.00%	<div><div></div></div>	236	1,046	121	2	0
Overvotes	0			0	0	0	0	0
Undervotes	77			13	47	16	1	0
Contest Totals	1,482			249	1,093	137	3	0

Justice, 5th Court of Appeals District, Place 7

Vote For 1

	TOTAL	VOTE %		Election Day	Early Voting	Ballot By Mail	Provisional Ballots	Limited Ballots
REP Kristina Williams	795	56.58%	<div><div></div></div>	129	602	62	2	0
DEM Nancy Kennedy	610	43.42%	<div><div></div></div>	108	441	61	0	0
Total Votes Cast	1,405	100.00%	<div><div></div></div>	237	1,043	123	2	0
Overvotes	0			0	0	0	0	0
Undervotes	77			12	50	14	1	0
Contest Totals	1,482			249	1,093	137	3	0

County Judge CCD

Vote For 1

	TOTAL	VOTE %		Election Day	Early Voting	Ballot By Mail	Provisional Ballots	Limited Ballots
REP Chris Hill	808	57.18%	<div><div></div></div>	140	600	66	2	0
DEM Joshua Murray	605	42.82%	<div><div></div></div>	100	451	54	0	0
Total Votes Cast	1,413	100.00%	<div><div></div></div>	240	1,051	120	2	0
Overvotes	0			0	0	0	0	0
Undervotes	69			9	42	17	1	0
Contest Totals	1,482			249	1,093	137	3	0

District Clerk CCD

Vote For 1

	TOTAL	VOTE %		Election Day	Early Voting	Ballot By Mail	Provisional Ballots	Limited Ballots
REP Mike Gould	808	57.47%	<div><div></div></div>	143	597	66	2	0
DEM David Brignac	598	42.53%	<div><div></div></div>	95	449	54	0	0
Total Votes Cast	1,406	100.00%	<div><div></div></div>	238	1,046	120	2	0
Overvotes	0			0	0	0	0	0
Undervotes	76			11	47	17	1	0
Contest Totals	1,482			249	1,093	137	3	0

PCT 049

County Commissioner, Precinct 4

Vote For 1

	TOTAL	VOTE %		Election Day	Early Voting	Ballot By Mail	Provision al Ballots	Limited Ballots
REP Duncan Webb	826	58.21%	<div><div></div></div>	141	612	71	2	0
DEM Jeffrey Williams	593	41.79%	<div><div></div></div>	96	444	53	0	0
Total Votes Cast	1,419	100.00%	<div><div></div></div>	237	1,056	124	2	0
Overvotes	0			0	0	0	0	0
Undervotes	63			12	37	13	1	0
Contest Totals	1,482			249	1,093	137	3	0

Justice of the Peace, Precinct 3

Vote For 1

	TOTAL	VOTE %		Election Day	Early Voting	Ballot By Mail	Provision al Ballots	Limited Ballots
REP Mike Missildine	814	58.31%	<div><div></div></div>	135	605	72	2	0
DEM Irvin Lynn Barrett	582	41.69%	<div><div></div></div>	95	438	49	0	0
Total Votes Cast	1,396	100.00%	<div><div></div></div>	230	1,043	121	2	0
Overvotes	0			0	0	0	0	0
Undervotes	86			19	50	16	1	0
Contest Totals	1,482			249	1,093	137	3	0

PCT 050

U. S. Representative, District 4

Vote For 1

	TOTAL	VOTE %		Election Day	Early Voting	Ballot By Mail	Provisional Ballots	Limited Ballots
REP Pat Fallon	440	38.50%	<div><div></div></div>	158	269	12	1	0
DEM Iro Omere	672	58.79%	<div><div></div></div>	221	427	22	2	0
LIB John Simmons	31	2.71%	<div><div></div></div>	17	13	1	0	0
Total Votes Cast	1,143	100.00%	<div><div></div></div>	396	709	35	3	0
Overvotes	0			0	0	0	0	0
Undervotes	31			15	15	1	0	0
Contest Totals	1,174			411	724	36	3	0

Governor

Vote For 1

	TOTAL	VOTE %		Election Day	Early Voting	Ballot By Mail	Provisional Ballots	Limited Ballots
REP Greg Abbott	434	37.09%	<div><div></div></div>	156	267	10	1	0
DEM Beto O'Rourke	726	62.05%	<div><div></div></div>	247	452	25	2	0
LIB Mark Tippetts	6	0.51%	<div><div></div></div>	3	2	1	0	0
GRN Delilah Barrios	2	0.17%	<div><div></div></div>	1	1	0	0	0
Write-In Totals	2	0.17%	<div><div></div></div>	2	0	0	0	0
Total Votes Cast	1,170	100.00%	<div><div></div></div>	409	722	36	3	0
Overvotes	0			0	0	0	0	0
Undervotes	4			2	2	0	0	0
Contest Totals	1,174			411	724	36	3	0

Lieutenant Governor

Vote For 1

	TOTAL	VOTE %		Election Day	Early Voting	Ballot By Mail	Provisional Ballots	Limited Ballots
REP Dan Patrick	432	37.47%	<div><div></div></div>	162	258	11	1	0
DEM Mike Collier	695	60.28%	<div><div></div></div>	225	443	25	2	0
LIB Shanna Steele	26	2.26%	<div><div></div></div>	13	13	0	0	0
Total Votes Cast	1,153	100.00%	<div><div></div></div>	400	714	36	3	0
Overvotes	0			0	0	0	0	0
Undervotes	21			11	10	0	0	0
Contest Totals	1,174			411	724	36	3	0

Attorney General

Vote For 1

	TOTAL	VOTE %		Election Day	Early Voting	Ballot By Mail	Provisional Ballots	Limited Ballots
REP Ken Paxton	430	37.42%	<div><div></div></div>	160	259	11	0	0
DEM Rochelle Mercedes Garza	690	60.05%	<div><div></div></div>	228	436	24	2	0
LIB Mark Ash	29	2.52%	<div><div></div></div>	7	20	1	1	0
Total Votes Cast	1,149	100.00%	<div><div></div></div>	395	715	36	3	0
Overvotes	0			0	0	0	0	0
Undervotes	25			16	9	0	0	0
Contest Totals	1,174			411	724	36	3	0

PCT 050

Comptroller of Public Accounts

Vote For 1

	TOTAL	VOTE %		Election Day	Early Voting	Ballot By Mail	Provisional Ballots	Limited Ballots
REP Glenn Hegar	451	39.60%	<div><div></div></div>	167	271	12	1	0
DEM Janet T. Dudding	664	58.30%	<div><div></div></div>	215	424	23	2	0
LIB V. Alonzo Echevarria-Garza	24	2.11%	<div><div></div></div>	10	13	1	0	0
Total Votes Cast	1,139	100.00%	<div><div></div></div>	392	708	36	3	0
Overvotes	0			0	0	0	0	0
Undervotes	35			19	16	0	0	0
Contest Totals	1,174			411	724	36	3	0

Commissioner of the General Land Office

Vote For 1

	TOTAL	VOTE %		Election Day	Early Voting	Ballot By Mail	Provisional Ballots	Limited Ballots
REP Dawn Buckingham	442	38.87%	<div><div></div></div>	163	266	12	1	0
DEM Jay Kleberg	676	59.45%	<div><div></div></div>	222	430	22	2	0
GRN Alfred Molison, Jr	18	1.58%	<div><div></div></div>	6	12	0	0	0
Write-In Totals	1	0.09%	<div><div></div></div>	1	0	0	0	0
Total Votes Cast	1,137	100.00%	<div><div></div></div>	392	708	34	3	0
Overvotes	0			0	0	0	0	0
Undervotes	37			19	16	2	0	0
Contest Totals	1,174			411	724	36	3	0

Commissioner of Agriculture

Vote For 1

	TOTAL	VOTE %		Election Day	Early Voting	Ballot By Mail	Provisional Ballots	Limited Ballots
REP Sid Miller	442	38.98%	<div><div></div></div>	166	263	12	1	0
DEM Susan Hays	692	61.02%	<div><div></div></div>	224	443	23	2	0
Total Votes Cast	1,134	100.00%	<div><div></div></div>	390	706	35	3	0
Overvotes	0			0	0	0	0	0
Undervotes	40			21	18	1	0	0
Contest Totals	1,174			411	724	36	3	0

Railroad Commissioner

Vote For 1

	TOTAL	VOTE %		Election Day	Early Voting	Ballot By Mail	Provisional Ballots	Limited Ballots
REP Wayne Christian	434	38.00%	<div><div></div></div>	160	263	10	1	0
DEM Luke Warford	656	57.44%	<div><div></div></div>	210	421	23	2	0
LIB Jaime Andres Diez	38	3.33%	<div><div></div></div>	17	18	3	0	0
GRN Hunter Wayne Crow	14	1.23%	<div><div></div></div>	5	9	0	0	0
Total Votes Cast	1,142	100.00%	<div><div></div></div>	392	711	36	3	0
Overvotes	0			0	0	0	0	0
Undervotes	32			19	13	0	0	0
Contest Totals	1,174			411	724	36	3	0

PCT 050

Justice, Supreme Court, Place 3

Vote For 1

	TOTAL	VOTE %		Election Day	Early Voting	Ballot By Mail	Provisional Ballots	Limited Ballots
REP Debra Lehrmann	438	38.49%	<div><div></div></div>	160	266	11	1	0
DEM Erin A. Nowell	676	59.40%	<div><div></div></div>	221	429	24	2	0
LIB Thomas Edward Oxford	24	2.11%	<div><div></div></div>	10	13	1	0	0
Total Votes Cast	1,138	100.00%	<div><div></div></div>	391	708	36	3	0
Overvotes	0			0	0	0	0	0
Undervotes	36			20	16	0	0	0
Contest Totals	1,174			411	724	36	3	0

Justice, Supreme Court, Place 5

Vote For 1

	TOTAL	VOTE %		Election Day	Early Voting	Ballot By Mail	Provisional Ballots	Limited Ballots
REP Rebeca Huddle	449	39.63%	<div><div></div></div>	169	268	11	1	0
DEM Amanda Reichel	684	60.37%	<div><div></div></div>	220	439	23	2	0
Total Votes Cast	1,133	100.00%	<div><div></div></div>	389	707	34	3	0
Overvotes	0			0	0	0	0	0
Undervotes	41			22	17	2	0	0
Contest Totals	1,174			411	724	36	3	0

Justice, Supreme Court, Place 9

Vote For 1

	TOTAL	VOTE %		Election Day	Early Voting	Ballot By Mail	Provisional Ballots	Limited Ballots
REP Evan Young	432	38.26%	<div><div></div></div>	157	263	11	1	0
DEM Julia Maldonado	697	61.74%	<div><div></div></div>	229	442	24	2	0
Total Votes Cast	1,129	100.00%	<div><div></div></div>	386	705	35	3	0
Overvotes	0			0	0	0	0	0
Undervotes	45			25	19	1	0	0
Contest Totals	1,174			411	724	36	3	0

Judge, Court of Criminal Appeals, Place 5

Vote For 1

	TOTAL	VOTE %		Election Day	Early Voting	Ballot By Mail	Provisional Ballots	Limited Ballots
REP Scott Walker	439	38.95%	<div><div></div></div>	160	265	13	1	0
DEM Dana Huffman	688	61.05%	<div><div></div></div>	228	436	22	2	0
Total Votes Cast	1,127	100.00%	<div><div></div></div>	388	701	35	3	0
Overvotes	0			0	0	0	0	0
Undervotes	47			23	23	1	0	0
Contest Totals	1,174			411	724	36	3	0

PCT 050

Judge, Court of Criminal Appeals, Place 6

Vote For 1

	TOTAL	VOTE %		Election Day	Early Voting	Ballot By Mail	Provisional Ballots	Limited Ballots
REP Jesse F. McClure, III	446	39.64%	<div><div></div></div>	162	269	14	1	0
DEM Robert Johnson	679	60.36%	<div><div></div></div>	224	432	21	2	0
Total Votes Cast	1,125	100.00%	<div><div></div></div>	386	701	35	3	0
Overvotes	0			0	0	0	0	0
Undervotes	49			25	23	1	0	0
Contest Totals	1,174			411	724	36	3	0

Member, State Board of Education, District 12 CCD

Vote For 1

	TOTAL	VOTE %		Election Day	Early Voting	Ballot By Mail	Provisional Ballots	Limited Ballots
REP Pam Little	431	38.04%	<div><div></div></div>	154	264	12	1	0
DEM Alex Cornwallis	655	57.81%	<div><div></div></div>	215	416	22	2	0
LIB Christy Mowrey	45	3.97%	<div><div></div></div>	18	25	2	0	0
Write-In Totals	2	0.18%	<div><div></div></div>	2	0	0	0	0
Total Votes Cast	1,133	100.00%	<div><div></div></div>	389	705	36	3	0
Overvotes	0			0	0	0	0	0
Undervotes	41			22	19	0	0	0
Contest Totals	1,174			411	724	36	3	0

State Senator, District 8

Vote For 1

	TOTAL	VOTE %		Election Day	Early Voting	Ballot By Mail	Provisional Ballots	Limited Ballots
REP Angela Paxton	430	37.92%	<div><div></div></div>	161	258	10	1	0
DEM Jonathan Cocks	677	59.70%	<div><div></div></div>	222	427	26	2	0
LIB Edward Kless	27	2.38%	<div><div></div></div>	9	18	0	0	0
Total Votes Cast	1,134	100.00%	<div><div></div></div>	392	703	36	3	0
Overvotes	0			0	0	0	0	0
Undervotes	40			19	21	0	0	0
Contest Totals	1,174			411	724	36	3	0

Justice, 5th Court of Appeals District, Place 4

Vote For 1

	TOTAL	VOTE %		Election Day	Early Voting	Ballot By Mail	Provisional Ballots	Limited Ballots
REP Emily A. Miskel	445	39.49%	<div><div></div></div>	164	267	13	1	0
DEM Maricela Moore	682	60.51%	<div><div></div></div>	221	437	22	2	0
Total Votes Cast	1,127	100.00%	<div><div></div></div>	385	704	35	3	0
Overvotes	0			0	0	0	0	0
Undervotes	47			26	20	1	0	0
Contest Totals	1,174			411	724	36	3	0

PCT 050

Justice, 5th Court of Appeals District, Place 7

Vote For 1

	TOTAL	VOTE %	Election Day	Early Voting	Ballot By Mail	Provisional Ballots	Limited Ballots
REP Kristina Williams	441	39.17%	159	270	11	1	0
DEM Nancy Kennedy	685	60.83%	226	435	22	2	0
Total Votes Cast	1,126	100.00%	385	705	33	3	0
Overvotes	0		0	0	0	0	0
Undervotes	48		26	19	3	0	0
Contest Totals	1,174		411	724	36	3	0

County Judge CCD

Vote For 1

	TOTAL	VOTE %	Election Day	Early Voting	Ballot By Mail	Provisional Ballots	Limited Ballots
REP Chris Hill	444	39.36%	159	274	10	1	0
DEM Joshua Murray	684	60.64%	226	432	24	2	0
Total Votes Cast	1,128	100.00%	385	706	34	3	0
Overvotes	0		0	0	0	0	0
Undervotes	46		26	18	2	0	0
Contest Totals	1,174		411	724	36	3	0

District Clerk CCD

Vote For 1

	TOTAL	VOTE %	Election Day	Early Voting	Ballot By Mail	Provisional Ballots	Limited Ballots
REP Mike Gould	457	40.77%	169	274	13	1	0
DEM David Brignac	664	59.23%	214	426	22	2	0
Total Votes Cast	1,121	100.00%	383	700	35	3	0
Overvotes	0		0	0	0	0	0
Undervotes	53		28	24	1	0	0
Contest Totals	1,174		411	724	36	3	0

Justice of the Peace, Precinct 3

Vote For 1

	TOTAL	VOTE %	Election Day	Early Voting	Ballot By Mail	Provisional Ballots	Limited Ballots
REP Mike Missildine	439	39.27%	157	270	11	1	0
DEM Irvin Lynn Barrett	679	60.73%	222	433	22	2	0
Total Votes Cast	1,118	100.00%	379	703	33	3	0
Overvotes	0		0	0	0	0	0
Undervotes	56		32	21	3	0	0
Contest Totals	1,174		411	724	36	3	0

PCT 051

U. S. Representative, District 32

Vote For 1

	TOTAL	VOTE %		Election Day	Early Voting	Ballot By Mail	Provisional Ballots	Limited Ballots
REP Antonio Swad	258	41.02%	<div><div></div></div>	99	153	6	0	0
DEM Colin Allred	371	58.98%	<div><div></div></div>	123	232	15	1	0
Total Votes Cast	629	100.00%	<div><div></div></div>	222	385	21	1	0
Overvotes	0			0	0	0	0	0
Undervotes	16			9	7	0	0	0
Contest Totals	645			231	392	21	1	0

Governor

Vote For 1

	TOTAL	VOTE %		Election Day	Early Voting	Ballot By Mail	Provisional Ballots	Limited Ballots
REP Greg Abbott	253	39.29%	<div><div></div></div>	96	151	6	0	0
DEM Beto O'Rourke	384	59.63%	<div><div></div></div>	131	237	15	1	0
LIB Mark Tippetts	6	0.93%	<div><div></div></div>	3	3	0	0	0
GRN Delilah Barrios	1	0.16%	<div><div></div></div>	0	1	0	0	0
Write-In Totals	0	0.00%	<div><div></div></div>	0	0	0	0	0
Total Votes Cast	644	100.00%	<div><div></div></div>	230	392	21	1	0
Overvotes	0			0	0	0	0	0
Undervotes	1			1	0	0	0	0
Contest Totals	645			231	392	21	1	0

Lieutenant Governor

Vote For 1

	TOTAL	VOTE %		Election Day	Early Voting	Ballot By Mail	Provisional Ballots	Limited Ballots
REP Dan Patrick	251	39.53%	<div><div></div></div>	96	149	6	0	0
DEM Mike Collier	367	57.80%	<div><div></div></div>	119	232	15	1	0
LIB Shanna Steele	17	2.68%	<div><div></div></div>	11	6	0	0	0
Total Votes Cast	635	100.00%	<div><div></div></div>	226	387	21	1	0
Overvotes	0			0	0	0	0	0
Undervotes	10			5	5	0	0	0
Contest Totals	645			231	392	21	1	0

Attorney General

Vote For 1

	TOTAL	VOTE %		Election Day	Early Voting	Ballot By Mail	Provisional Ballots	Limited Ballots
REP Ken Paxton	237	37.56%	<div><div></div></div>	93	138	6	0	0
DEM Rochelle Mercedes Garza	370	58.64%	<div><div></div></div>	123	231	15	1	0
LIB Mark Ash	24	3.80%	<div><div></div></div>	10	14	0	0	0
Total Votes Cast	631	100.00%	<div><div></div></div>	226	383	21	1	0
Overvotes	0			0	0	0	0	0
Undervotes	14			5	9	0	0	0
Contest Totals	645			231	392	21	1	0

PCT 051

Comptroller of Public Accounts

Vote For 1

	TOTAL	VOTE %		Election Day	Early Voting	Ballot By Mail	Provisional Ballots	Limited Ballots
REP Glenn Hegar	256	40.70%	<div><div></div></div>	92	156	8	0	0
DEM Janet T. Dudding	346	55.01%	<div><div></div></div>	117	215	13	1	0
LIB V. Alonzo Echevarria-Garza	27	4.29%	<div><div></div></div>	14	13	0	0	0
Total Votes Cast	629	100.00%	<div><div></div></div>	223	384	21	1	0
Overvotes	0			0	0	0	0	0
Undervotes	16			8	8	0	0	0
Contest Totals	645			231	392	21	1	0

Commissioner of the General Land Office

Vote For 1

	TOTAL	VOTE %		Election Day	Early Voting	Ballot By Mail	Provisional Ballots	Limited Ballots
REP Dawn Buckingham	257	40.99%	<div><div></div></div>	100	151	6	0	0
DEM Jay Kleberg	357	56.94%	<div><div></div></div>	118	225	13	1	0
GRN Alfred Molison, Jr	12	1.91%	<div><div></div></div>	6	6	0	0	0
Write-In Totals	2	0.32%	<div><div></div></div>	0	2	0	0	0
Total Votes Cast	627	100.00%	<div><div></div></div>	224	383	19	1	0
Overvotes	0			0	0	0	0	0
Undervotes	18			7	9	2	0	0
Contest Totals	645			231	392	21	1	0

Commissioner of Agriculture

Vote For 1

	TOTAL	VOTE %		Election Day	Early Voting	Ballot By Mail	Provisional Ballots	Limited Ballots
REP Sid Miller	259	41.37%	<div><div></div></div>	97	154	8	0	0
DEM Susan Hays	367	58.63%	<div><div></div></div>	127	226	13	1	0
Total Votes Cast	626	100.00%	<div><div></div></div>	224	380	21	1	0
Overvotes	0			0	0	0	0	0
Undervotes	19			7	12	0	0	0
Contest Totals	645			231	392	21	1	0

Railroad Commissioner





Vote For 1

	TOTAL	VOTE %		Election Day	Early Voting	Ballot By Mail	Provisional Ballots	Limited Ballots
REP Wayne Christian	253	40.54%	<div><div></div></div>	95	152	6	0	0
DEM Luke Warford	341	54.65%	<div><div></div></div>	113	214	13	1	0
LIB Jaime Andres Diez	21	3.37%	<div><div></div></div>	12	9	0	0	0
GRN Hunter Wayne Crow	9	1.44%	<div><div></div></div>	3	6	0	0	0
Total Votes Cast	624	100.00%	<div><div></div></div>	223	381	19	1	0
Overvotes	0			0	0	0	0	0
Undervotes	21			8	11	2	0	0
Contest Totals	645			231	392	21	1	0

PCT 051




Justice, Supreme Court, Place 3

Vote For 1

	TOTAL	VOTE %	Election Day	Early Voting	Ballot By Mail	Provisional Ballots	Limited Ballots
REP Debra Lehrmann	259	41.31% 	95	156	8	0	0
DEM Erin A. Nowell	362	57.74% 	126	222	13	1	0
LIB Thomas Edward Oxford	6	0.96% 	2	4	0	0	0
Total Votes Cast	627	100.00% 	223	382	21	1	0
Overvotes	0		0	0	0	0	0
Undervotes	18		8	10	0	0	0
Contest Totals	645		231	392	21	1	0




Justice, Supreme Court, Place 5

Vote For 1

	TOTAL	VOTE %	Election Day	Early Voting	Ballot By Mail	Provisional Ballots	Limited Ballots
REP Rebeca Huddle	259	41.71% 	97	154	8	0	0
DEM Amanda Reichel	362	58.29% 	125	224	12	1	0
Total Votes Cast	621	100.00% 	222	378	20	1	0
Overvotes	0		0	0	0	0	0
Undervotes	24		9	14	1	0	0
Contest Totals	645		231	392	21	1	0




Justice, Supreme Court, Place 9

Vote For 1

	TOTAL	VOTE %	Election Day	Early Voting	Ballot By Mail	Provisional Ballots	Limited Ballots
REP Evan Young	255	40.80% 	97	150	8	0	0
DEM Julia Maldonado	370	59.20% 	130	226	13	1	0
Total Votes Cast	625	100.00% 	227	376	21	1	0
Overvotes	0		0	0	0	0	0
Undervotes	20		4	16	0	0	0
Contest Totals	645		231	392	21	1	0

Judge, Court of Criminal Appeals, Place 5

Vote For 1

	TOTAL	VOTE %	Election Day	Early Voting	Ballot By Mail	Provisional Ballots	Limited Ballots
REP Scott Walker	254	40.90% 	98	150	6	0	0
DEM Dana Huffman	367	59.10% 	126	227	13	1	0
Total Votes Cast	621	100.00% 	224	377	19	1	0
Overvotes	0		0	0	0	0	0
Undervotes	24		7	15	2	0	0
Contest Totals	645		231	392	21	1	0

PCT 051

Judge, Court of Criminal Appeals, Place 6

Vote For 1

	TOTAL	VOTE %		Election Day	Early Voting	Ballot By Mail	Provisional Ballots	Limited Ballots
REP Jesse F. McClure, III	254	40.71%	<div><div></div></div>	96	152	6	0	0
DEM Robert Johnson	370	59.29%	<div><div></div></div>	131	225	13	1	0
Total Votes Cast	624	100.00%	<div><div></div></div>	227	377	19	1	0
Overvotes	0			0	0	0	0	0
Undervotes	21			4	15	2	0	0
Contest Totals	645			231	392	21	1	0

Member, State Board of Education, District 12 CCD

Vote For 1

	TOTAL	VOTE %		Election Day	Early Voting	Ballot By Mail	Provisional Ballots	Limited Ballots
REP Pam Little	249	39.71%	<div><div></div></div>	93	150	6	0	0
DEM Alex Cornwallis	358	57.10%	<div><div></div></div>	127	217	13	1	0
LIB Christy Mowrey	20	3.19%	<div><div></div></div>	6	14	0	0	0
Write-In Totals	0	0.00%	<div><div></div></div>	0	0	0	0	0
Total Votes Cast	627	100.00%	<div><div></div></div>	226	381	19	1	0
Overvotes	0			0	0	0	0	0
Undervotes	18			5	11	2	0	0
Contest Totals	645			231	392	21	1	0

State Senator, District 8

Vote For 1

	TOTAL	VOTE %		Election Day	Early Voting	Ballot By Mail	Provisional Ballots	Limited Ballots
REP Angela Paxton	240	38.22%	<div><div></div></div>	93	141	6	0	0
DEM Jonathan Cocks	368	58.60%	<div><div></div></div>	120	232	15	1	0
LIB Edward Kless	20	3.18%	<div><div></div></div>	11	9	0	0	0
Total Votes Cast	628	100.00%	<div><div></div></div>	224	382	21	1	0
Overvotes	0			0	0	0	0	0
Undervotes	17			7	10	0	0	0
Contest Totals	645			231	392	21	1	0

Justice, 5th Court of Appeals District, Place 4

Vote For 1

	TOTAL	VOTE %		Election Day	Early Voting	Ballot By Mail	Provisional Ballots	Limited Ballots
REP Emily A. Miskel	256	41.22%	<div><div></div></div>	100	150	6	0	0
DEM Maricela Moore	365	58.78%	<div><div></div></div>	126	225	13	1	0
Total Votes Cast	621	100.00%	<div><div></div></div>	226	375	19	1	0
Overvotes	0			0	0	0	0	0
Undervotes	24			5	17	2	0	0
Contest Totals	645			231	392	21	1	0

PCT 051

Justice, 5th Court of Appeals District, Place 7

Vote For 1

	TOTAL	VOTE %	Election Day	Early Voting	Ballot By Mail	Provisional Ballots	Limited Ballots
REP Kristina Williams	249	40.55%	96	147	6	0	0
DEM Nancy Kennedy	365	59.45%	125	227	12	1	0
Total Votes Cast	614	100.00%	221	374	18	1	0
Overvotes	0		0	0	0	0	0
Undervotes	31		10	18	3	0	0
Contest Totals	645		231	392	21	1	0

County Judge CCD

Vote For 1

	TOTAL	VOTE %	Election Day	Early Voting	Ballot By Mail	Provisional Ballots	Limited Ballots
REP Chris Hill	264	42.51%	102	155	7	0	0
DEM Joshua Murray	357	57.49%	121	222	13	1	0
Total Votes Cast	621	100.00%	223	377	20	1	0
Overvotes	0		0	0	0	0	0
Undervotes	24		8	15	1	0	0
Contest Totals	645		231	392	21	1	0

District Clerk CCD

Vote For 1

	TOTAL	VOTE %	Election Day	Early Voting	Ballot By Mail	Provisional Ballots	Limited Ballots
REP Mike Gould	258	41.95%	99	153	6	0	0
DEM David Brignac	357	58.05%	122	222	12	1	0
Total Votes Cast	615	100.00%	221	375	18	1	0
Overvotes	0		0	0	0	0	0
Undervotes	30		10	17	3	0	0
Contest Totals	645		231	392	21	1	0

Justice of the Peace, Precinct 3

Vote For 1

	TOTAL	VOTE %	Election Day	Early Voting	Ballot By Mail	Provisional Ballots	Limited Ballots
REP Mike Missildine	259	42.05%	97	156	6	0	0
DEM Irvin Lynn Barrett	357	57.95%	124	219	13	1	0
Total Votes Cast	616	100.00%	221	375	19	1	0
Overvotes	0		0	0	0	0	0
Undervotes	29		10	17	2	0	0
Contest Totals	645		231	392	21	1	0

PCT 052

U. S. Representative, District 32

Vote For 1

	TOTAL	VOTE %		Election Day	Early Voting	Ballot By Mail	Provisional Ballots	Limited Ballots
REP Antonio Swad	691	39.44%	<div><div></div></div>	314	356	20	1	0
DEM Colin Allred	1,061	60.56%	<div><div></div></div>	454	584	21	2	0
Total Votes Cast	1,752	100.00%	<div><div></div></div>	768	940	41	3	0
Overvotes	0			0	0	0	0	0
Undervotes	37			18	19	0	0	0
Contest Totals	1,789			786	959	41	3	0

Governor

Vote For 1

	TOTAL	VOTE %		Election Day	Early Voting	Ballot By Mail	Provisional Ballots	Limited Ballots
REP Greg Abbott	667	37.49%	<div><div></div></div>	285	359	21	2	0
DEM Beto O'Rourke	1,077	60.54%	<div><div></div></div>	472	584	20	1	0
LIB Mark Tippetts	25	1.41%	<div><div></div></div>	15	10	0	0	0
GRN Delilah Barrios	8	0.45%	<div><div></div></div>	6	2	0	0	0
Write-In Totals	2	0.11%	<div><div></div></div>	1	1	0	0	0
Total Votes Cast	1,779	100.00%	<div><div></div></div>	779	956	41	3	0
Overvotes	0			0	0	0	0	0
Undervotes	10			7	3	0	0	0
Contest Totals	1,789			786	959	41	3	0

Lieutenant Governor

Vote For 1

	TOTAL	VOTE %		Election Day	Early Voting	Ballot By Mail	Provisional Ballots	Limited Ballots
REP Dan Patrick	654	37.20%	<div><div></div></div>	285	348	20	1	0
DEM Mike Collier	1,050	59.73%	<div><div></div></div>	451	577	20	2	0
LIB Shanna Steele	54	3.07%	<div><div></div></div>	36	18	0	0	0
Total Votes Cast	1,758	100.00%	<div><div></div></div>	772	943	40	3	0
Overvotes	0			0	0	0	0	0
Undervotes	31			14	16	1	0	0
Contest Totals	1,789			786	959	41	3	0

Attorney General

Vote For 1

	TOTAL	VOTE %		Election Day	Early Voting	Ballot By Mail	Provisional Ballots	Limited Ballots
REP Ken Paxton	662	37.72%	<div><div></div></div>	297	345	19	1	0
DEM Rochelle Mercedes Garza	1,050	59.83%	<div><div></div></div>	452	576	20	2	0
LIB Mark Ash	43	2.45%	<div><div></div></div>	25	18	0	0	0
Total Votes Cast	1,755	100.00%	<div><div></div></div>	774	939	39	3	0
Overvotes	0			0	0	0	0	0
Undervotes	34			12	20	2	0	0
Contest Totals	1,789			786	959	41	3	0

PCT 052

Comptroller of Public Accounts

Vote For 1

	TOTAL	VOTE %		Election Day	Early Voting	Ballot By Mail	Provisional Ballots	Limited Ballots
REP Glenn Hegar	700	40.37%	<div><div></div></div>	300	377	21	2	0
DEM Janet T. Dudding	994	57.32%	<div><div></div></div>	433	542	18	1	0
LIB V. Alonzo Echevarria-Garza	40	2.31%	<div><div></div></div>	26	14	0	0	0
Total Votes Cast	1,734	100.00%	<div><div></div></div>	759	933	39	3	0
Overvotes	0			0	0	0	0	0
Undervotes	55			27	26	2	0	0
Contest Totals	1,789			786	959	41	3	0

Commissioner of the General Land Office

Vote For 1

	TOTAL	VOTE %		Election Day	Early Voting	Ballot By Mail	Provisional Ballots	Limited Ballots
REP Dawn Buckingham	698	40.37%	<div><div></div></div>	301	374	21	2	0
DEM Jay Kleberg	999	57.78%	<div><div></div></div>	431	548	19	1	0
GRN Alfred Molison, Jr	31	1.79%	<div><div></div></div>	20	11	0	0	0
Write-In Totals	1	0.06%	<div><div></div></div>	1	0	0	0	0
Total Votes Cast	1,729	100.00%	<div><div></div></div>	753	933	40	3	0
Overvotes	0			0	0	0	0	0
Undervotes	60			33	26	1	0	0
Contest Totals	1,789			786	959	41	3	0

Commissioner of Agriculture

Vote For 1

	TOTAL	VOTE %		Election Day	Early Voting	Ballot By Mail	Provisional Ballots	Limited Ballots
REP Sid Miller	703	40.68%	<div><div></div></div>	304	377	20	2	0
DEM Susan Hays	1,025	59.32%	<div><div></div></div>	449	557	18	1	0
Total Votes Cast	1,728	100.00%	<div><div></div></div>	753	934	38	3	0
Overvotes	0			0	0	0	0	0
Undervotes	61			33	25	3	0	0
Contest Totals	1,789			786	959	41	3	0

Railroad Commissioner

Vote For 1

	TOTAL	VOTE %		Election Day	Early Voting	Ballot By Mail	Provisional Ballots	Limited Ballots
REP Wayne Christian	677	39.25%	<div><div></div></div>	289	365	21	2	0
DEM Luke Warford	969	56.17%	<div><div></div></div>	418	532	18	1	0
LIB Jaime Andres Diez	48	2.78%	<div><div></div></div>	30	18	0	0	0
GRN Hunter Wayne Crow	31	1.80%	<div><div></div></div>	17	14	0	0	0
Total Votes Cast	1,725	100.00%	<div><div></div></div>	754	929	39	3	0
Overvotes	0			0	0	0	0	0
Undervotes	64			32	30	2	0	0
Contest Totals	1,789			786	959	41	3	0

PCT 052

Justice, Supreme Court, Place 3

Vote For 1

	TOTAL	VOTE %		Election Day	Early Voting	Ballot By Mail	Provisional Ballots	Limited Ballots
REP Debra Lehrmann	688	39.49%	<div><div></div></div>	304	361	21	2	0
DEM Erin A. Nowell	1,019	58.50%	<div><div></div></div>	439	559	20	1	0
LIB Thomas Edward Oxford	35	2.01%	<div><div></div></div>	24	11	0	0	0
Total Votes Cast	1,742	100.00%	<div><div></div></div>	767	931	41	3	0
Overvotes	0			0	0	0	0	0
Undervotes	47			19	28	0	0	0
Contest Totals	1,789			786	959	41	3	0

Justice, Supreme Court, Place 5

Vote For 1

	TOTAL	VOTE %		Election Day	Early Voting	Ballot By Mail	Provisional Ballots	Limited Ballots
REP Rebeca Huddle	699	40.43%	<div><div></div></div>	311	365	21	2	0
DEM Amanda Reichel	1,030	59.57%	<div><div></div></div>	449	560	20	1	0
Total Votes Cast	1,729	100.00%	<div><div></div></div>	760	925	41	3	0
Overvotes	0			0	0	0	0	0
Undervotes	60			26	34	0	0	0
Contest Totals	1,789			786	959	41	3	0

Justice, Supreme Court, Place 9

Vote For 1

	TOTAL	VOTE %		Election Day	Early Voting	Ballot By Mail	Provisional Ballots	Limited Ballots
REP Evan Young	692	40.05%	<div><div></div></div>	307	362	21	2	0
DEM Julia Maldonado	1,036	59.95%	<div><div></div></div>	452	563	20	1	0
Total Votes Cast	1,728	100.00%	<div><div></div></div>	759	925	41	3	0
Overvotes	0			0	0	0	0	0
Undervotes	61			27	34	0	0	0
Contest Totals	1,789			786	959	41	3	0

Judge, Court of Criminal Appeals, Place 5

Vote For 1

	TOTAL	VOTE %		Election Day	Early Voting	Ballot By Mail	Provisional Ballots	Limited Ballots
REP Scott Walker	690	39.93%	<div><div></div></div>	303	364	21	2	0
DEM Dana Huffman	1,038	60.07%	<div><div></div></div>	456	562	19	1	0
Total Votes Cast	1,728	100.00%	<div><div></div></div>	759	926	40	3	0
Overvotes	0			0	0	0	0	0
Undervotes	61			27	33	1	0	0
Contest Totals	1,789			786	959	41	3	0

PCT 052

Judge, Court of Criminal Appeals, Place 6

Vote For 1

	TOTAL	VOTE %		Election Day	Early Voting	Ballot By Mail	Provisional Ballots	Limited Ballots
REP Jesse F. McClure, III	686	39.88%	<div><div></div></div>	300	363	21	2	0
DEM Robert Johnson	1,034	60.12%	<div><div></div></div>	455	559	19	1	0
Total Votes Cast	1,720	100.00%	<div><div></div></div>	755	922	40	3	0
Overvotes	0			0	0	0	0	0
Undervotes	69			31	37	1	0	0
Contest Totals	1,789			786	959	41	3	0

Member, State Board of Education, District 12 CCD

Vote For 1

	TOTAL	VOTE %		Election Day	Early Voting	Ballot By Mail	Provisional Ballots	Limited Ballots
REP Pam Little	660	38.15%	<div><div></div></div>	275	363	21	1	0
DEM Alex Cornwallis	1,004	58.03%	<div><div></div></div>	448	534	20	2	0
LIB Christy Mowrey	64	3.70%	<div><div></div></div>	37	27	0	0	0
Write-In Totals	2	0.12%	<div><div></div></div>	1	1	0	0	0
Total Votes Cast	1,730	100.00%	<div><div></div></div>	761	925	41	3	0
Overvotes	0			0	0	0	0	0
Undervotes	59			25	34	0	0	0
Contest Totals	1,789			786	959	41	3	0

State Senator, District 8

Vote For 1

	TOTAL	VOTE %		Election Day	Early Voting	Ballot By Mail	Provisional Ballots	Limited Ballots
REP Angela Paxton	671	38.63%	<div><div></div></div>	301	347	21	2	0
DEM Jonathan Cocks	1,027	59.12%	<div><div></div></div>	440	566	20	1	0
LIB Edward Kless	39	2.25%	<div><div></div></div>	20	19	0	0	0
Total Votes Cast	1,737	100.00%	<div><div></div></div>	761	932	41	3	0
Overvotes	0			0	0	0	0	0
Undervotes	52			25	27	0	0	0
Contest Totals	1,789			786	959	41	3	0

State Representative, District 33

Vote For 1

	TOTAL	VOTE %		Election Day	Early Voting	Ballot By Mail	Provisional Ballots	Limited Ballots
REP Justin Holland	697	40.59%	<div><div></div></div>	312	363	21	1	0
DEM Graeson Lynskey	1,020	59.41%	<div><div></div></div>	439	559	20	2	0
Total Votes Cast	1,717	100.00%	<div><div></div></div>	751	922	41	3	0
Overvotes	0			0	0	0	0	0
Undervotes	72			35	37	0	0	0
Contest Totals	1,789			786	959	41	3	0

PCT 052

Justice, 5th Court of Appeals District, Place 4

Vote For 1

	TOTAL	VOTE %		Election Day	Early Voting	Ballot By Mail	Provisional Ballots	Limited Ballots
REP Emily A. Miskel	686	40.09%	<div><div></div></div>	304	359	21	2	0
DEM Maricela Moore	1,025	59.91%	<div><div></div></div>	448	558	18	1	0
Total Votes Cast	1,711	100.00%	<div><div></div></div>	752	917	39	3	0
Overvotes	0			0	0	0	0	0
Undervotes	78			34	42	2	0	0
Contest Totals	1,789			786	959	41	3	0

Justice, 5th Court of Appeals District, Place 7

Vote For 1

	TOTAL	VOTE %		Election Day	Early Voting	Ballot By Mail	Provisional Ballots	Limited Ballots
REP Kristina Williams	687	40.01%	<div><div></div></div>	304	361	21	1	0
DEM Nancy Kennedy	1,030	59.99%	<div><div></div></div>	450	560	18	2	0
Total Votes Cast	1,717	100.00%	<div><div></div></div>	754	921	39	3	0
Overvotes	0			0	0	0	0	0
Undervotes	72			32	38	2	0	0
Contest Totals	1,789			786	959	41	3	0

County Judge CCD

Vote For 1

	TOTAL	VOTE %		Election Day	Early Voting	Ballot By Mail	Provisional Ballots	Limited Ballots
REP Chris Hill	696	40.35%	<div><div></div></div>	307	367	21	1	0
DEM Joshua Murray	1,029	59.65%	<div><div></div></div>	453	555	19	2	0
Total Votes Cast	1,725	100.00%	<div><div></div></div>	760	922	40	3	0
Overvotes	0			0	0	0	0	0
Undervotes	64			26	37	1	0	0
Contest Totals	1,789			786	959	41	3	0

District Clerk CCD

Vote For 1

	TOTAL	VOTE %		Election Day	Early Voting	Ballot By Mail	Provisional Ballots	Limited Ballots
REP Mike Gould	699	40.76%	<div><div></div></div>	312	364	21	2	0
DEM David Brignac	1,016	59.24%	<div><div></div></div>	441	555	19	1	0
Total Votes Cast	1,715	100.00%	<div><div></div></div>	753	919	40	3	0
Overvotes	0			0	0	0	0	0
Undervotes	74			33	40	1	0	0
Contest Totals	1,789			786	959	41	3	0

PCT 052

Justice of the Peace, Precinct 2

Vote For 1

	TOTAL	VOTE %		Election Day	Early Voting	Ballot By Mail	Provision al Ballots	Limited Ballots
REP Ellen Skinner	687	40.01%	<div><div></div></div>	300	365	21	1	0
DEM Jennifer McKenzie	1,030	59.99%	<div><div></div></div>	454	555	19	2	0
Total Votes Cast	1,717	100.00%	<div><div></div></div>	754	920	40	3	0
Overvotes	0			0	0	0	0	0
Undervotes	72			32	39	1	0	0
Contest Totals	1,789			786	959	41	3	0

PCT 053

U. S. Representative District 3

Vote For 1

	TOTAL	VOTE %		Election Day	Early Voting	Ballot By Mail	Provisional Ballots	Limited Ballots
REP Keith Self	725	52.38%	<div><div></div></div>	160	520	42	3	0
DEM Sandeep Srivastava	627	45.30%	<div><div></div></div>	122	465	39	1	0
LIB Christopher Claytor	32	2.31%	<div><div></div></div>	11	21	0	0	0
Total Votes Cast	1,384	100.00%	<div><div></div></div>	293	1,006	81	4	0
Overvotes	0			0	0	0	0	0
Undervotes	29			9	17	3	0	0
Contest Totals	1,413			302	1,023	84	4	0

Governor

Vote For 1

	TOTAL	VOTE %		Election Day	Early Voting	Ballot By Mail	Provisional Ballots	Limited Ballots
REP Greg Abbott	707	50.14%	<div><div></div></div>	149	516	39	3	0
DEM Beto O'Rourke	676	47.94%	<div><div></div></div>	142	488	45	1	0
LIB Mark Tippetts	24	1.70%	<div><div></div></div>	10	14	0	0	0
GRN Delilah Barrios	3	0.21%	<div><div></div></div>	0	3	0	0	0
Write-In Totals	0	0.00%	<div><div></div></div>	0	0	0	0	0
Total Votes Cast	1,410	100.00%	<div><div></div></div>	301	1,021	84	4	0
Overvotes	0			0	0	0	0	0
Undervotes	3			1	2	0	0	0
Contest Totals	1,413			302	1,023	84	4	0

Lieutenant Governor

Vote For 1

	TOTAL	VOTE %		Election Day	Early Voting	Ballot By Mail	Provisional Ballots	Limited Ballots
REP Dan Patrick	676	48.39%	<div><div></div></div>	143	493	37	3	0
DEM Mike Collier	685	49.03%	<div><div></div></div>	143	495	46	1	0
LIB Shanna Steele	36	2.58%	<div><div></div></div>	11	25	0	0	0
Total Votes Cast	1,397	100.00%	<div><div></div></div>	297	1,013	83	4	0
Overvotes	0			0	0	0	0	0
Undervotes	16			5	10	1	0	0
Contest Totals	1,413			302	1,023	84	4	0

Attorney General

Vote For 1

	TOTAL	VOTE %		Election Day	Early Voting	Ballot By Mail	Provisional Ballots	Limited Ballots
REP Ken Paxton	661	47.73%	<div><div></div></div>	143	483	32	3	0
DEM Rochelle Mercedes Garza	666	48.09%	<div><div></div></div>	140	481	44	1	0
LIB Mark Ash	58	4.19%	<div><div></div></div>	13	40	5	0	0
Total Votes Cast	1,385	100.00%	<div><div></div></div>	296	1,004	81	4	0
Overvotes	0			0	0	0	0	0
Undervotes	28			6	19	3	0	0
Contest Totals	1,413			302	1,023	84	4	0

PCT 053

Comptroller of Public Accounts

Vote For 1

	TOTAL	VOTE %		Election Day	Early Voting	Ballot By Mail	Provisional Ballots	Limited Ballots
REP Glenn Hegar	751	54.70%	<div><div></div></div>	163	545	40	3	0
DEM Janet T. Dudding	588	42.83%	<div><div></div></div>	114	435	38	1	0
LIB V. Alonzo Echevarria-Garza	34	2.48%	<div><div></div></div>	12	21	1	0	0
Total Votes Cast	1,373	100.00%	<div><div></div></div>	289	1,001	79	4	0
Overvotes	0			0	0	0	0	0
Undervotes	40			13	22	5	0	0
Contest Totals	1,413			302	1,023	84	4	0

Commissioner of the General Land Office

Vote For 1

	TOTAL	VOTE %		Election Day	Early Voting	Ballot By Mail	Provisional Ballots	Limited Ballots
REP Dawn Buckingham	740	54.01%	<div><div></div></div>	170	528	39	3	0
DEM Jay Kleberg	605	44.16%	<div><div></div></div>	111	452	41	1	0
GRN Alfred Molison, Jr	25	1.82%	<div><div></div></div>	8	16	1	0	0
Write-In Totals	0	0.00%	<div><div></div></div>	0	0	0	0	0
Total Votes Cast	1,370	100.00%	<div><div></div></div>	289	996	81	4	0
Overvotes	0			0	0	0	0	0
Undervotes	43			13	27	3	0	0
Contest Totals	1,413			302	1,023	84	4	0

Commissioner of Agriculture

Vote For 1

	TOTAL	VOTE %		Election Day	Early Voting	Ballot By Mail	Provisional Ballots	Limited Ballots
REP Sid Miller	736	53.76%	<div><div></div></div>	166	528	39	3	0
DEM Susan Hays	633	46.24%	<div><div></div></div>	123	467	42	1	0
Total Votes Cast	1,369	100.00%	<div><div></div></div>	289	995	81	4	0
Overvotes	0			0	0	0	0	0
Undervotes	44			13	28	3	0	0
Contest Totals	1,413			302	1,023	84	4	0

Railroad Commissioner

Vote For 1

	TOTAL	VOTE %		Election Day	Early Voting	Ballot By Mail	Provisional Ballots	Limited Ballots
REP Wayne Christian	709	51.71%	<div><div></div></div>	155	512	39	3	0
DEM Luke Warford	596	43.47%	<div><div></div></div>	111	444	40	1	0
LIB Jaime Andres Diez	46	3.36%	<div><div></div></div>	20	26	0	0	0
GRN Hunter Wayne Crow	20	1.46%	<div><div></div></div>	3	15	2	0	0
Total Votes Cast	1,371	100.00%	<div><div></div></div>	289	997	81	4	0
Overvotes	0			0	0	0	0	0
Undervotes	42			13	26	3	0	0
Contest Totals	1,413			302	1,023	84	4	0

PCT 053

Justice, Supreme Court, Place 3

Vote For 1

	TOTAL	VOTE %		Election Day	Early Voting	Ballot By Mail	Provisional Ballots	Limited Ballots
REP Debra Lehrmann	713	52.35%	<div><div></div></div>	157	513	40	3	0
DEM Erin A. Nowell	625	45.89%	<div><div></div></div>	123	462	39	1	0
LIB Thomas Edward Oxford	24	1.76%	<div><div></div></div>	7	16	1	0	0
Total Votes Cast	1,362	100.00%	<div><div></div></div>	287	991	80	4	0
Overvotes	0			0	0	0	0	0
Undervotes	51			15	32	4	0	0
Contest Totals	1,413			302	1,023	84	4	0

Justice, Supreme Court, Place 5

Vote For 1

	TOTAL	VOTE %		Election Day	Early Voting	Ballot By Mail	Provisional Ballots	Limited Ballots
REP Rebeca Huddle	723	53.44%	<div><div></div></div>	157	525	38	3	0
DEM Amanda Reichel	630	46.56%	<div><div></div></div>	128	461	40	1	0
Total Votes Cast	1,353	100.00%	<div><div></div></div>	285	986	78	4	0
Overvotes	0			0	0	0	0	0
Undervotes	60			17	37	6	0	0
Contest Totals	1,413			302	1,023	84	4	0

Justice, Supreme Court, Place 9

Vote For 1

	TOTAL	VOTE %		Election Day	Early Voting	Ballot By Mail	Provisional Ballots	Limited Ballots
REP Evan Young	725	53.55%	<div><div></div></div>	158	523	41	3	0
DEM Julia Maldonado	629	46.45%	<div><div></div></div>	129	460	39	1	0
Total Votes Cast	1,354	100.00%	<div><div></div></div>	287	983	80	4	0
Overvotes	0			0	0	0	0	0
Undervotes	59			15	40	4	0	0
Contest Totals	1,413			302	1,023	84	4	0

Judge, Court of Criminal Appeals, Place 5

Vote For 1

	TOTAL	VOTE %		Election Day	Early Voting	Ballot By Mail	Provisional Ballots	Limited Ballots
REP Scott Walker	713	53.13%	<div><div></div></div>	152	517	41	3	0
DEM Dana Huffman	629	46.87%	<div><div></div></div>	130	459	39	1	0
Total Votes Cast	1,342	100.00%	<div><div></div></div>	282	976	80	4	0
Overvotes	0			0	0	0	0	0
Undervotes	71			20	47	4	0	0
Contest Totals	1,413			302	1,023	84	4	0

PCT 053

Judge, Court of Criminal Appeals, Place 6

Vote For 1

	TOTAL	VOTE %		Election Day	Early Voting	Ballot By Mail	Provisional Ballots	Limited Ballots
REP Jesse F. McClure, III	722	53.76%	<div><div></div></div>	157	523	39	3	0
DEM Robert Johnson	621	46.24%	<div><div></div></div>	127	452	41	1	0
Total Votes Cast	1,343	100.00%	<div><div></div></div>	284	975	80	4	0
Overvotes	0			0	0	0	0	0
Undervotes	70			18	48	4	0	0
Contest Totals	1,413			302	1,023	84	4	0

Member, State Board of Education, District 12 CCD

Vote For 1

	TOTAL	VOTE %		Election Day	Early Voting	Ballot By Mail	Provisional Ballots	Limited Ballots
REP Pam Little	705	52.11%	<div><div></div></div>	153	509	40	3	0
DEM Alex Cornwallis	602	44.49%	<div><div></div></div>	121	440	40	1	0
LIB Christy Mowrey	46	3.40%	<div><div></div></div>	12	33	1	0	0
Write-In Totals	0	0.00%	<div><div></div></div>	0	0	0	0	0
Total Votes Cast	1,353	100.00%	<div><div></div></div>	286	982	81	4	0
Overvotes	0			0	0	0	0	0
Undervotes	60			16	41	3	0	0
Contest Totals	1,413			302	1,023	84	4	0

State Senator, District 8

Vote For 1

	TOTAL	VOTE %		Election Day	Early Voting	Ballot By Mail	Provisional Ballots	Limited Ballots
REP Angela Paxton	673	49.30%	<div><div></div></div>	151	489	30	3	0
DEM Jonathan Cocks	644	47.18%	<div><div></div></div>	125	473	45	1	0
LIB Edward Kless	48	3.52%	<div><div></div></div>	12	30	6	0	0
Total Votes Cast	1,365	100.00%	<div><div></div></div>	288	992	81	4	0
Overvotes	0			0	0	0	0	0
Undervotes	48			14	31	3	0	0
Contest Totals	1,413			302	1,023	84	4	0

State Representative, District 70

Vote For 1

	TOTAL	VOTE %		Election Day	Early Voting	Ballot By Mail	Provisional Ballots	Limited Ballots
REP Jamee Jolly	743	54.47%	<div><div></div></div>	161	538	41	3	0
DEM Mihaela Elizabeth Plesa	621	45.53%	<div><div></div></div>	127	453	40	1	0
Total Votes Cast	1,364	100.00%	<div><div></div></div>	288	991	81	4	0
Overvotes	0			0	0	0	0	0
Undervotes	49			14	32	3	0	0
Contest Totals	1,413			302	1,023	84	4	0

PCT 053

Justice, 5th Court of Appeals District, Place 4

Vote For 1

	TOTAL	VOTE %		Election Day	Early Voting	Ballot By Mail	Provisional Ballots	Limited Ballots
REP Emily A. Miskel	722	53.88%	<div><div></div></div>	153	527	39	3	0
DEM Maricela Moore	618	46.12%	<div><div></div></div>	128	449	40	1	0
Total Votes Cast	1,340	100.00%	<div><div></div></div>	281	976	79	4	0
Overvotes	0			0	0	0	0	0
Undervotes	73			21	47	5	0	0
Contest Totals	1,413			302	1,023	84	4	0

Justice, 5th Court of Appeals District, Place 7

Vote For 1

	TOTAL	VOTE %		Election Day	Early Voting	Ballot By Mail	Provisional Ballots	Limited Ballots
REP Kristina Williams	713	53.13%	<div><div></div></div>	152	520	38	3	0
DEM Nancy Kennedy	629	46.87%	<div><div></div></div>	128	459	41	1	0
Total Votes Cast	1,342	100.00%	<div><div></div></div>	280	979	79	4	0
Overvotes	0			0	0	0	0	0
Undervotes	71			22	44	5	0	0
Contest Totals	1,413			302	1,023	84	4	0

County Judge CCD

Vote For 1

	TOTAL	VOTE %		Election Day	Early Voting	Ballot By Mail	Provisional Ballots	Limited Ballots
REP Chris Hill	726	53.82%	<div><div></div></div>	156	529	38	3	0
DEM Joshua Murray	623	46.18%	<div><div></div></div>	126	456	40	1	0
Total Votes Cast	1,349	100.00%	<div><div></div></div>	282	985	78	4	0
Overvotes	0			0	0	0	0	0
Undervotes	64			20	38	6	0	0
Contest Totals	1,413			302	1,023	84	4	0

District Clerk CCD

Vote For 1

	TOTAL	VOTE %		Election Day	Early Voting	Ballot By Mail	Provisional Ballots	Limited Ballots
REP Mike Gould	729	54.53%	<div><div></div></div>	160	527	39	3	0
DEM David Brignac	608	45.47%	<div><div></div></div>	119	447	41	1	0
Total Votes Cast	1,337	100.00%	<div><div></div></div>	279	974	80	4	0
Overvotes	0			0	0	0	0	0
Undervotes	76			23	49	4	0	0
Contest Totals	1,413			302	1,023	84	4	0

PCT 053

County Commissioner, Precinct 4

Vote For 1

	TOTAL	VOTE %		Election Day	Early Voting	Ballot By Mail	Provision al Ballots	Limited Ballots
REP Duncan Webb	754	55.93%	<div><div></div></div>	166	544	41	3	0
DEM Jeffrey Williams	594	44.07%	<div><div></div></div>	119	435	39	1	0
Total Votes Cast	1,348	100.00%	<div><div></div></div>	285	979	80	4	0
Overvotes	0			0	0	0	0	0
Undervotes	65			17	44	4	0	0
Contest Totals	1,413			302	1,023	84	4	0

Justice of the Peace, Precinct 3

Vote For 1

	TOTAL	VOTE %		Election Day	Early Voting	Ballot By Mail	Provision al Ballots	Limited Ballots
REP Mike Missildine	743	55.45%	<div><div></div></div>	163	538	39	3	0
DEM Irvin Lynn Barrett	597	44.55%	<div><div></div></div>	120	435	41	1	0
Total Votes Cast	1,340	100.00%	<div><div></div></div>	283	973	80	4	0
Overvotes	0			0	0	0	0	0
Undervotes	73			19	50	4	0	0
Contest Totals	1,413			302	1,023	84	4	0

PCT 054

U. S. Representative, District 4

Vote For 1

	TOTAL	VOTE %		Election Day	Early Voting	Ballot By Mail	Provisional Ballots	Limited Ballots
REP Pat Fallon	619	40.06%	<div><div></div></div>	197	398	24	0	0
DEM Iro Omere	887	57.41%	<div><div></div></div>	234	630	23	0	0
LIB John Simmons	39	2.52%	<div><div></div></div>	17	22	0	0	0
Total Votes Cast	1,545	100.00%	<div><div></div></div>	448	1,050	47	0	0
Overvotes	0			0	0	0	0	0
Undervotes	40			14	22	4	0	0
Contest Totals	1,585			462	1,072	51	0	0

Governor

Vote For 1

	TOTAL	VOTE %		Election Day	Early Voting	Ballot By Mail	Provisional Ballots	Limited Ballots
REP Greg Abbott	609	38.67%	<div><div></div></div>	196	389	24	0	0
DEM Beto O'Rourke	940	59.68%	<div><div></div></div>	249	665	26	0	0
LIB Mark Tippetts	16	1.02%	<div><div></div></div>	9	7	0	0	0
GRN Delilah Barrios	9	0.57%	<div><div></div></div>	5	3	1	0	0
Write-In Totals	1	0.06%	<div><div></div></div>	0	1	0	0	0
Total Votes Cast	1,575	100.00%	<div><div></div></div>	459	1,065	51	0	0
Overvotes	0			0	0	0	0	0
Undervotes	10			3	7	0	0	0
Contest Totals	1,585			462	1,072	51	0	0

Lieutenant Governor

Vote For 1

	TOTAL	VOTE %		Election Day	Early Voting	Ballot By Mail	Provisional Ballots	Limited Ballots
REP Dan Patrick	597	38.27%	<div><div></div></div>	195	378	24	0	0
DEM Mike Collier	916	58.72%	<div><div></div></div>	238	651	27	0	0
LIB Shanna Steele	47	3.01%	<div><div></div></div>	20	27	0	0	0
Total Votes Cast	1,560	100.00%	<div><div></div></div>	453	1,056	51	0	0
Overvotes	0			0	0	0	0	0
Undervotes	25			9	16	0	0	0
Contest Totals	1,585			462	1,072	51	0	0

Attorney General

Vote For 1

	TOTAL	VOTE %		Election Day	Early Voting	Ballot By Mail	Provisional Ballots	Limited Ballots
REP Ken Paxton	579	37.26%	<div><div></div></div>	183	374	22	0	0
DEM Rochelle Mercedes Garza	927	59.65%	<div><div></div></div>	250	651	26	0	0
LIB Mark Ash	48	3.09%	<div><div></div></div>	18	30	0	0	0
Total Votes Cast	1,554	100.00%	<div><div></div></div>	451	1,055	48	0	0
Overvotes	0			0	0	0	0	0
Undervotes	31			11	17	3	0	0
Contest Totals	1,585			462	1,072	51	0	0

PCT 054

Comptroller of Public Accounts

Vote For 1

	TOTAL	VOTE %		Election Day	Early Voting	Ballot By Mail	Provisional Ballots	Limited Ballots
REP Glenn Hegar	626	40.34%	<div><div></div></div>	195	406	25	0	0
DEM Janet T. Dudding	880	56.70%	<div><div></div></div>	233	623	24	0	0
LIB V. Alonzo Echevarria-Garza	46	2.96%	<div><div></div></div>	22	24	0	0	0
Total Votes Cast	1,552	100.00%	<div><div></div></div>	450	1,053	49	0	0
Overvotes	0			0	0	0	0	0
Undervotes	33			12	19	2	0	0
Contest Totals	1,585			462	1,072	51	0	0

Commissioner of the General Land Office

Vote For 1

	TOTAL	VOTE %		Election Day	Early Voting	Ballot By Mail	Provisional Ballots	Limited Ballots
REP Dawn Buckingham	619	39.96%	<div><div></div></div>	197	397	25	0	0
DEM Jay Kleberg	895	57.78%	<div><div></div></div>	240	631	24	0	0
GRN Alfred Molison, Jr	35	2.26%	<div><div></div></div>	11	23	1	0	0
Write-In Totals	0	0.00%	<div><div></div></div>	0	0	0	0	0
Total Votes Cast	1,549	100.00%	<div><div></div></div>	448	1,051	50	0	0
Overvotes	0			0	0	0	0	0
Undervotes	36			14	21	1	0	0
Contest Totals	1,585			462	1,072	51	0	0

Commissioner of Agriculture

Vote For 1

	TOTAL	VOTE %		Election Day	Early Voting	Ballot By Mail	Provisional Ballots	Limited Ballots
REP Sid Miller	627	40.61%	<div><div></div></div>	201	401	25	0	0
DEM Susan Hays	917	59.39%	<div><div></div></div>	247	645	25	0	0
Total Votes Cast	1,544	100.00%	<div><div></div></div>	448	1,046	50	0	0
Overvotes	0			0	0	0	0	0
Undervotes	41			14	26	1	0	0
Contest Totals	1,585			462	1,072	51	0	0

Railroad Commissioner

Vote For 1

	TOTAL	VOTE %		Election Day	Early Voting	Ballot By Mail	Provisional Ballots	Limited Ballots
REP Wayne Christian	615	39.63%	<div><div></div></div>	192	398	25	0	0
DEM Luke Warford	860	55.41%	<div><div></div></div>	229	607	24	0	0
LIB Jaime Andres Diez	50	3.22%	<div><div></div></div>	21	28	1	0	0
GRN Hunter Wayne Crow	27	1.74%	<div><div></div></div>	10	17	0	0	0
Total Votes Cast	1,552	100.00%	<div><div></div></div>	452	1,050	50	0	0
Overvotes	0			0	0	0	0	0
Undervotes	33			10	22	1	0	0
Contest Totals	1,585			462	1,072	51	0	0

PCT 054

Justice, Supreme Court, Place 3

Vote For 1

	TOTAL	VOTE %		Election Day	Early Voting	Ballot By Mail	Provisional Ballots	Limited Ballots
REP Debra Lehrmann	614	39.90%	<div><div></div></div>	196	395	23	0	0
DEM Erin A. Nowell	888	57.70%	<div><div></div></div>	232	631	25	0	0
LIB Thomas Edward Oxford	37	2.40%	<div><div></div></div>	19	17	1	0	0
Total Votes Cast	1,539	100.00%	<div><div></div></div>	447	1,043	49	0	0
Overvotes	0			0	0	0	0	0
Undervotes	46			15	29	2	0	0
Contest Totals	1,585			462	1,072	51	0	0

Justice, Supreme Court, Place 5

Vote For 1

	TOTAL	VOTE %		Election Day	Early Voting	Ballot By Mail	Provisional Ballots	Limited Ballots
REP Rebeca Huddle	623	40.72%	<div><div></div></div>	199	400	24	0	0
DEM Amanda Reichel	907	59.28%	<div><div></div></div>	242	640	25	0	0
Total Votes Cast	1,530	100.00%	<div><div></div></div>	441	1,040	49	0	0
Overvotes	0			0	0	0	0	0
Undervotes	55			21	32	2	0	0
Contest Totals	1,585			462	1,072	51	0	0

Justice, Supreme Court, Place 9

Vote For 1

	TOTAL	VOTE %		Election Day	Early Voting	Ballot By Mail	Provisional Ballots	Limited Ballots
REP Evan Young	621	40.51%	<div><div></div></div>	199	399	23	0	0
DEM Julia Maldonado	912	59.49%	<div><div></div></div>	246	640	26	0	0
Total Votes Cast	1,533	100.00%	<div><div></div></div>	445	1,039	49	0	0
Overvotes	0			0	0	0	0	0
Undervotes	52			17	33	2	0	0
Contest Totals	1,585			462	1,072	51	0	0

Judge, Court of Criminal Appeals, Place 5

Vote For 1

	TOTAL	VOTE %		Election Day	Early Voting	Ballot By Mail	Provisional Ballots	Limited Ballots
REP Scott Walker	607	39.86%	<div><div></div></div>	198	387	22	0	0
DEM Dana Huffman	916	60.14%	<div><div></div></div>	241	649	26	0	0
Total Votes Cast	1,523	100.00%	<div><div></div></div>	439	1,036	48	0	0
Overvotes	0			0	0	0	0	0
Undervotes	62			23	36	3	0	0
Contest Totals	1,585			462	1,072	51	0	0

PCT 054

Judge, Court of Criminal Appeals, Place 6

Vote For 1

	TOTAL	VOTE %		Election Day	Early Voting	Ballot By Mail	Provisional Ballots	Limited Ballots
REP Jesse F. McClure, III	624	41.00%	<div><div></div></div>	200	401	23	0	0
DEM Robert Johnson	898	59.00%	<div><div></div></div>	243	630	25	0	0
Total Votes Cast	1,522	100.00%	<div><div></div></div>	443	1,031	48	0	0
Overvotes	0			0	0	0	0	0
Undervotes	63			19	41	3	0	0
Contest Totals	1,585			462	1,072	51	0	0

Member, State Board of Education, District 12 CCD

Vote For 1

	TOTAL	VOTE %		Election Day	Early Voting	Ballot By Mail	Provisional Ballots	Limited Ballots
REP Pam Little	601	39.31%	<div><div></div></div>	191	386	24	0	0
DEM Alex Cornwallis	876	57.29%	<div><div></div></div>	229	622	25	0	0
LIB Christy Mowrey	51	3.34%	<div><div></div></div>	21	29	1	0	0
Write-In Totals	1	0.07%	<div><div></div></div>	1	0	0	0	0
Total Votes Cast	1,529	100.00%	<div><div></div></div>	442	1,037	50	0	0
Overvotes	0			0	0	0	0	0
Undervotes	56			20	35	1	0	0
Contest Totals	1,585			462	1,072	51	0	0

State Senator, District 8

Vote For 1

	TOTAL	VOTE %		Election Day	Early Voting	Ballot By Mail	Provisional Ballots	Limited Ballots
REP Angela Paxton	583	38.08%	<div><div></div></div>	189	369	25	0	0
DEM Jonathan Cocks	898	58.65%	<div><div></div></div>	229	644	25	0	0
LIB Edward Kless	50	3.27%	<div><div></div></div>	24	26	0	0	0
Total Votes Cast	1,531	100.00%	<div><div></div></div>	442	1,039	50	0	0
Overvotes	0			0	0	0	0	0
Undervotes	54			20	33	1	0	0
Contest Totals	1,585			462	1,072	51	0	0

State Representative, District 70

Vote For 1

	TOTAL	VOTE %		Election Day	Early Voting	Ballot By Mail	Provisional Ballots	Limited Ballots
REP Jamee Jolly	632	41.31%	<div><div></div></div>	205	403	24	0	0
DEM Mihaela Elizabeth Plesa	898	58.69%	<div><div></div></div>	236	637	25	0	0
Total Votes Cast	1,530	100.00%	<div><div></div></div>	441	1,040	49	0	0
Overvotes	0			0	0	0	0	0
Undervotes	55			21	32	2	0	0
Contest Totals	1,585			462	1,072	51	0	0

PCT 054

Justice, 5th Court of Appeals District, Place 4

Vote For 1

	TOTAL	VOTE %		Election Day	Early Voting	Ballot By Mail	Provisional Ballots	Limited Ballots
REP Emily A. Miskel	616	40.45%	<div><div></div></div>	200	394	22	0	0
DEM Maricela Moore	907	59.55%	<div><div></div></div>	241	640	26	0	0
Total Votes Cast	1,523	100.00%	<div><div></div></div>	441	1,034	48	0	0
Overvotes	0			0	0	0	0	0
Undervotes	62			21	38	3	0	0
Contest Totals	1,585			462	1,072	51	0	0

Justice, 5th Court of Appeals District, Place 7

Vote For 1

	TOTAL	VOTE %		Election Day	Early Voting	Ballot By Mail	Provisional Ballots	Limited Ballots
REP Kristina Williams	619	40.75%	<div><div></div></div>	200	397	22	0	0
DEM Nancy Kennedy	900	59.25%	<div><div></div></div>	237	637	26	0	0
Total Votes Cast	1,519	100.00%	<div><div></div></div>	437	1,034	48	0	0
Overvotes	0			0	0	0	0	0
Undervotes	66			25	38	3	0	0
Contest Totals	1,585			462	1,072	51	0	0

County Judge CCD

Vote For 1

	TOTAL	VOTE %		Election Day	Early Voting	Ballot By Mail	Provisional Ballots	Limited Ballots
REP Chris Hill	620	40.63%	<div><div></div></div>	199	398	23	0	0
DEM Joshua Murray	906	59.37%	<div><div></div></div>	242	638	26	0	0
Total Votes Cast	1,526	100.00%	<div><div></div></div>	441	1,036	49	0	0
Overvotes	0			0	0	0	0	0
Undervotes	59			21	36	2	0	0
Contest Totals	1,585			462	1,072	51	0	0

District Clerk CCD

Vote For 1

	TOTAL	VOTE %		Election Day	Early Voting	Ballot By Mail	Provisional Ballots	Limited Ballots
REP Mike Gould	624	41.16%	<div><div></div></div>	203	399	22	0	0
DEM David Brignac	892	58.84%	<div><div></div></div>	234	632	26	0	0
Total Votes Cast	1,516	100.00%	<div><div></div></div>	437	1,031	48	0	0
Overvotes	0			0	0	0	0	0
Undervotes	69			25	41	3	0	0
Contest Totals	1,585			462	1,072	51	0	0

PCT 054

County Commissioner, Precinct 4

Vote For 1

	TOTAL	VOTE %		Election Day	Early Voting	Ballot By Mail	Provision al Ballots	Limited Ballots
REP Duncan Webb	623	40.83%	<div><div></div></div>	197	402	24	0	0
DEM Jeffrey Williams	903	59.17%	<div><div></div></div>	245	634	24	0	0
Total Votes Cast	1,526	100.00%	<div><div></div></div>	442	1,036	48	0	0
Overvotes	0			0	0	0	0	0
Undervotes	59			20	36	3	0	0
Contest Totals	1,585			462	1,072	51	0	0

Justice of the Peace, Precinct 3

Vote For 1

	TOTAL	VOTE %		Election Day	Early Voting	Ballot By Mail	Provision al Ballots	Limited Ballots
REP Mike Missildine	616	40.63%	<div><div></div></div>	198	395	23	0	0
DEM Irvin Lynn Barrett	900	59.37%	<div><div></div></div>	242	633	25	0	0
Total Votes Cast	1,516	100.00%	<div><div></div></div>	440	1,028	48	0	0
Overvotes	0			0	0	0	0	0
Undervotes	69			22	44	3	0	0
Contest Totals	1,585			462	1,072	51	0	0

PCT 055

U. S. Representative, District 32

Vote For 1

	TOTAL	VOTE %		Election Day	Early Voting	Ballot By Mail	Provisional Ballots	Limited Ballots
REP Antonio Swad	665	32.53%	<div><div></div></div>	214	418	30	3	0
DEM Colin Allred	1,379	67.47%	<div><div></div></div>	633	691	48	7	0
Total Votes Cast	2,044	100.00%	<div><div></div></div>	847	1,109	78	10	0
Overvotes	0			0	0	0	0	0
Undervotes	57			39	15	2	1	0
Contest Totals	2,101			886	1,124	80	11	0

Governor

Vote For 1

	TOTAL	VOTE %		Election Day	Early Voting	Ballot By Mail	Provisional Ballots	Limited Ballots
REP Greg Abbott	668	31.84%	<div><div></div></div>	199	434	32	3	0
DEM Beto O'Rourke	1,401	66.78%	<div><div></div></div>	667	679	47	8	0
LIB Mark Tippetts	19	0.91%	<div><div></div></div>	11	7	1	0	0
GRN Delilah Barrios	8	0.38%	<div><div></div></div>	5	3	0	0	0
Write-In Totals	2	0.10%	<div><div></div></div>	2	0	0	0	0
Total Votes Cast	2,098	100.00%	<div><div></div></div>	884	1,123	80	11	0
Overvotes	0			0	0	0	0	0
Undervotes	3			2	1	0	0	0
Contest Totals	2,101			886	1,124	80	11	0

Lieutenant Governor

Vote For 1

	TOTAL	VOTE %		Election Day	Early Voting	Ballot By Mail	Provisional Ballots	Limited Ballots
REP Dan Patrick	640	31.11%	<div><div></div></div>	200	410	27	3	0
DEM Mike Collier	1,339	65.09%	<div><div></div></div>	608	675	48	8	0
LIB Shanna Steele	78	3.79%	<div><div></div></div>	43	30	5	0	0
Total Votes Cast	2,057	100.00%	<div><div></div></div>	851	1,115	80	11	0
Overvotes	0			0	0	0	0	0
Undervotes	44			35	9	0	0	0
Contest Totals	2,101			886	1,124	80	11	0

Attorney General

Vote For 1

	TOTAL	VOTE %		Election Day	Early Voting	Ballot By Mail	Provisional Ballots	Limited Ballots
REP Ken Paxton	615	30.16%	<div><div></div></div>	199	387	26	3	0
DEM Rochelle Mercedes Garza	1,347	66.06%	<div><div></div></div>	609	683	49	6	0
LIB Mark Ash	77	3.78%	<div><div></div></div>	34	38	5	0	0
Total Votes Cast	2,039	100.00%	<div><div></div></div>	842	1,108	80	9	0
Overvotes	0			0	0	0	0	0
Undervotes	62			44	16	0	2	0
Contest Totals	2,101			886	1,124	80	11	0

PCT 055

Comptroller of Public Accounts

Vote For 1

	TOTAL	VOTE %		Election Day	Early Voting	Ballot By Mail	Provisional Ballots	Limited Ballots
REP Glenn Hegar	738	36.61%	<div><div></div></div>	233	467	35	3	0
DEM Janet T. Dudding	1,220	60.52%	<div><div></div></div>	565	609	41	5	0
LIB V. Alonzo Echevarria-Garza	58	2.88%	<div><div></div></div>	30	28	0	0	0
Total Votes Cast	2,016	100.00%	<div><div></div></div>	828	1,104	76	8	0
Overvotes	0			0	0	0	0	0
Undervotes	85			58	20	4	3	0
Contest Totals	2,101			886	1,124	80	11	0

Commissioner of the General Land Office

Vote For 1

	TOTAL	VOTE %		Election Day	Early Voting	Ballot By Mail	Provisional Ballots	Limited Ballots
REP Dawn Buckingham	716	35.57%	<div><div></div></div>	228	453	32	3	0
DEM Jay Kleberg	1,248	62.00%	<div><div></div></div>	566	631	46	5	0
GRN Alfred Molison, Jr	48	2.38%	<div><div></div></div>	31	17	0	0	0
Write-In Totals	1	0.05%	<div><div></div></div>	0	1	0	0	0
Total Votes Cast	2,013	100.00%	<div><div></div></div>	825	1,102	78	8	0
Overvotes	0			0	0	0	0	0
Undervotes	88			61	22	2	3	0
Contest Totals	2,101			886	1,124	80	11	0

Commissioner of Agriculture

Vote For 1

	TOTAL	VOTE %		Election Day	Early Voting	Ballot By Mail	Provisional Ballots	Limited Ballots
REP Sid Miller	712	35.58%	<div><div></div></div>	235	443	31	3	0
DEM Susan Hays	1,289	64.42%	<div><div></div></div>	587	652	45	5	0
Total Votes Cast	2,001	100.00%	<div><div></div></div>	822	1,095	76	8	0
Overvotes	0			0	0	0	0	0
Undervotes	100			64	29	4	3	0
Contest Totals	2,101			886	1,124	80	11	0

Railroad Commissioner

Vote For 1

	TOTAL	VOTE %		Election Day	Early Voting	Ballot By Mail	Provisional Ballots	Limited Ballots
REP Wayne Christian	696	34.70%	<div><div></div></div>	222	439	32	3	0
DEM Luke Warford	1,205	60.07%	<div><div></div></div>	532	624	44	5	0
LIB Jaime Andres Diez	65	3.24%	<div><div></div></div>	41	24	0	0	0
GRN Hunter Wayne Crow	40	1.99%	<div><div></div></div>	27	13	0	0	0
Total Votes Cast	2,006	100.00%	<div><div></div></div>	822	1,100	76	8	0
Overvotes	0			0	0	0	0	0
Undervotes	95			64	24	4	3	0
Contest Totals	2,101			886	1,124	80	11	0

PCT 055

Justice, Supreme Court, Place 3

Vote For 1

	TOTAL	VOTE %		Election Day	Early Voting	Ballot By Mail	Provisional Ballots	Limited Ballots
REP Debra Lehrmann	715	35.45%	<div><div></div></div>	225	452	35	3	0
DEM Erin A. Nowell	1,256	62.27%	<div><div></div></div>	580	630	42	4	0
LIB Thomas Edward Oxford	46	2.28%	<div><div></div></div>	29	16	0	1	0
Total Votes Cast	2,017	100.00%	<div><div></div></div>	834	1,098	77	8	0
Overvotes	0			0	0	0	0	0
Undervotes	84			52	26	3	3	0
Contest Totals	2,101			886	1,124	80	11	0

Justice, Supreme Court, Place 5

Vote For 1

	TOTAL	VOTE %		Election Day	Early Voting	Ballot By Mail	Provisional Ballots	Limited Ballots
REP Rebeca Huddle	732	36.31%	<div><div></div></div>	232	460	37	3	0
DEM Amanda Reichel	1,284	63.69%	<div><div></div></div>	602	636	40	6	0
Total Votes Cast	2,016	100.00%	<div><div></div></div>	834	1,096	77	9	0
Overvotes	0			0	0	0	0	0
Undervotes	85			52	28	3	2	0
Contest Totals	2,101			886	1,124	80	11	0

Justice, Supreme Court, Place 9

Vote For 1

	TOTAL	VOTE %		Election Day	Early Voting	Ballot By Mail	Provisional Ballots	Limited Ballots
REP Evan Young	723	35.99%	<div><div></div></div>	235	450	35	3	0
DEM Julia Maldonado	1,286	64.01%	<div><div></div></div>	593	644	42	7	0
Total Votes Cast	2,009	100.00%	<div><div></div></div>	828	1,094	77	10	0
Overvotes	0			0	0	0	0	0
Undervotes	92			58	30	3	1	0
Contest Totals	2,101			886	1,124	80	11	0

Judge, Court of Criminal Appeals, Place 5

Vote For 1

	TOTAL	VOTE %		Election Day	Early Voting	Ballot By Mail	Provisional Ballots	Limited Ballots
REP Scott Walker	707	35.44%	<div><div></div></div>	227	445	32	3	0
DEM Dana Huffman	1,288	64.56%	<div><div></div></div>	595	642	45	6	0
Total Votes Cast	1,995	100.00%	<div><div></div></div>	822	1,087	77	9	0
Overvotes	0			0	0	0	0	0
Undervotes	106			64	37	3	2	0
Contest Totals	2,101			886	1,124	80	11	0

PCT 055

Judge, Court of Criminal Appeals, Place 6

Vote For 1

	TOTAL	VOTE %		Election Day	Early Voting	Ballot By Mail	Provisional Ballots	Limited Ballots
REP Jesse F. McClure, III	721	36.10%	<div><div></div></div>	230	453	35	3	0
DEM Robert Johnson	1,276	63.90%	<div><div></div></div>	588	640	42	6	0
Total Votes Cast	1,997	100.00%	<div><div></div></div>	818	1,093	77	9	0
Overvotes	0			0	0	0	0	0
Undervotes	104			68	31	3	2	0
Contest Totals	2,101			886	1,124	80	11	0

Member, State Board of Education, District 12 CCD

Vote For 1

	TOTAL	VOTE %		Election Day	Early Voting	Ballot By Mail	Provisional Ballots	Limited Ballots
REP Pam Little	699	35.04%	<div><div></div></div>	220	444	32	3	0
DEM Alex Cornwallis	1,227	61.50%	<div><div></div></div>	556	622	43	6	0
LIB Christy Mowrey	69	3.46%	<div><div></div></div>	44	24	1	0	0
Write-In Totals	0	0.00%	<div><div></div></div>	0	0	0	0	0
Total Votes Cast	1,995	100.00%	<div><div></div></div>	820	1,090	76	9	0
Overvotes	0			0	0	0	0	0
Undervotes	106			66	34	4	2	0
Contest Totals	2,101			886	1,124	80	11	0

State Senator, District 2

Vote For 1

	TOTAL	VOTE %		Election Day	Early Voting	Ballot By Mail	Provisional Ballots	Limited Ballots
REP Bob Hall	714	35.83%	<div><div></div></div>	232	446	33	3	0
DEM Prince S. Giadolor	1,279	64.17%	<div><div></div></div>	587	645	42	5	0
Total Votes Cast	1,993	100.00%	<div><div></div></div>	819	1,091	75	8	0
Overvotes	0			0	0	0	0	0
Undervotes	108			67	33	5	3	0
Contest Totals	2,101			886	1,124	80	11	0

State Representative, District 70

Vote For 1

	TOTAL	VOTE %		Election Day	Early Voting	Ballot By Mail	Provisional Ballots	Limited Ballots
REP Jamee Jolly	712	35.58%	<div><div></div></div>	223	452	34	3	0
DEM Mihaela Elizabeth Plesa	1,289	64.42%	<div><div></div></div>	593	647	43	6	0
Total Votes Cast	2,001	100.00%	<div><div></div></div>	816	1,099	77	9	0
Overvotes	0			0	0	0	0	0
Undervotes	100			70	25	3	2	0
Contest Totals	2,101			886	1,124	80	11	0

PCT 055

Justice, 5th Court of Appeals District, Place 4

Vote For 1

	TOTAL	VOTE %		Election Day	Early Voting	Ballot By Mail	Provisional Ballots	Limited Ballots
REP Emily A. Miskel	722	36.34%	<div><div></div></div>	234	453	32	3	0
DEM Maricela Moore	1,265	63.66%	<div><div></div></div>	581	637	42	5	0
Total Votes Cast	1,987	100.00%	<div><div></div></div>	815	1,090	74	8	0
Overvotes	0			0	0	0	0	0
Undervotes	114			71	34	6	3	0
Contest Totals	2,101			886	1,124	80	11	0

Justice, 5th Court of Appeals District, Place 7

Vote For 1

	TOTAL	VOTE %		Election Day	Early Voting	Ballot By Mail	Provisional Ballots	Limited Ballots
REP Kristina Williams	706	35.64%	<div><div></div></div>	227	445	31	3	0
DEM Nancy Kennedy	1,275	64.36%	<div><div></div></div>	586	641	43	5	0
Total Votes Cast	1,981	100.00%	<div><div></div></div>	813	1,086	74	8	0
Overvotes	0			0	0	0	0	0
Undervotes	120			73	38	6	3	0
Contest Totals	2,101			886	1,124	80	11	0

County Judge CCD

Vote For 1

	TOTAL	VOTE %		Election Day	Early Voting	Ballot By Mail	Provisional Ballots	Limited Ballots
REP Chris Hill	711	35.67%	<div><div></div></div>	229	449	30	3	0
DEM Joshua Murray	1,282	64.33%	<div><div></div></div>	592	637	47	6	0
Total Votes Cast	1,993	100.00%	<div><div></div></div>	821	1,086	77	9	0
Overvotes	0			0	0	0	0	0
Undervotes	108			65	38	3	2	0
Contest Totals	2,101			886	1,124	80	11	0

District Clerk CCD

Vote For 1

	TOTAL	VOTE %		Election Day	Early Voting	Ballot By Mail	Provisional Ballots	Limited Ballots
REP Mike Gould	724	36.68%	<div><div></div></div>	237	453	31	3	0
DEM David Brignac	1,250	63.32%	<div><div></div></div>	572	629	44	5	0
Total Votes Cast	1,974	100.00%	<div><div></div></div>	809	1,082	75	8	0
Overvotes	0			0	0	0	0	0
Undervotes	127			77	42	5	3	0
Contest Totals	2,101			886	1,124	80	11	0

PCT 055

Justice of the Peace, Precinct 3

Vote For 1

	TOTAL	VOTE %		Election Day	Early Voting	Ballot By Mail	Provision al Ballots	Limited Ballots
REP Mike Missildine	728	36.97%	<div><div></div></div>	233	457	35	3	0
DEM Irvin Lynn Barrett	1,241	63.03%	<div><div></div></div>	577	622	37	5	0
Total Votes Cast	1,969	100.00%	<div><div></div></div>	810	1,079	72	8	0
Overvotes	0			0	0	0	0	0
Undervotes	132			76	45	8	3	0
Contest Totals	2,101			886	1,124	80	11	0

PCT 056

U. S. Representative District 3

Vote For 1

	TOTAL	VOTE %		Election Day	Early Voting	Ballot By Mail	Provisional Ballots	Limited Ballots
REP Keith Self	1,025	61.27%	<div><div></div></div>	283	719	21	2	0
DEM Sandeep Srivastava	612	36.58%	<div><div></div></div>	153	433	25	1	0
LIB Christopher Claytor	36	2.15%	<div><div></div></div>	11	25	0	0	0
Total Votes Cast	1,673	100.00%	<div><div></div></div>	447	1,177	46	3	0
Overvotes	0			0	0	0	0	0
Undervotes	38			12	25	1	0	0
Contest Totals	1,711			459	1,202	47	3	0

Governor

Vote For 1

	TOTAL	VOTE %		Election Day	Early Voting	Ballot By Mail	Provisional Ballots	Limited Ballots
REP Greg Abbott	1,001	58.81%	<div><div></div></div>	280	697	22	2	0
DEM Beto O'Rourke	673	39.54%	<div><div></div></div>	173	475	25	0	0
LIB Mark Tippetts	15	0.88%	<div><div></div></div>	1	14	0	0	0
GRN Delilah Barrios	5	0.29%	<div><div></div></div>	2	2	0	1	0
Write-In Totals	8	0.47%	<div><div></div></div>	2	6	0	0	0
Total Votes Cast	1,702	100.00%	<div><div></div></div>	458	1,194	47	3	0
Overvotes	0			0	0	0	0	0
Undervotes	9			1	8	0	0	0
Contest Totals	1,711			459	1,202	47	3	0

Lieutenant Governor

Vote For 1

	TOTAL	VOTE %		Election Day	Early Voting	Ballot By Mail	Provisional Ballots	Limited Ballots
REP Dan Patrick	972	57.75%	<div><div></div></div>	277	673	20	2	0
DEM Mike Collier	664	39.45%	<div><div></div></div>	159	477	27	1	0
LIB Shanna Steele	47	2.79%	<div><div></div></div>	14	33	0	0	0
Total Votes Cast	1,683	100.00%	<div><div></div></div>	450	1,183	47	3	0
Overvotes	0			0	0	0	0	0
Undervotes	28			9	19	0	0	0
Contest Totals	1,711			459	1,202	47	3	0

Attorney General

Vote For 1

	TOTAL	VOTE %		Election Day	Early Voting	Ballot By Mail	Provisional Ballots	Limited Ballots
REP Ken Paxton	971	57.83%	<div><div></div></div>	272	676	21	2	0
DEM Rochelle Mercedes Garza	657	39.13%	<div><div></div></div>	164	468	25	0	0
LIB Mark Ash	51	3.04%	<div><div></div></div>	16	33	1	1	0
Total Votes Cast	1,679	100.00%	<div><div></div></div>	452	1,177	47	3	0
Overvotes	0			0	0	0	0	0
Undervotes	32			7	25	0	0	0
Contest Totals	1,711			459	1,202	47	3	0

PCT 056

Comptroller of Public Accounts

Vote For 1

	TOTAL	VOTE %		Election Day	Early Voting	Ballot By Mail	Provisional Ballots	Limited Ballots
REP Glenn Hegar	1,022	61.53%	<div><div></div></div>	281	718	21	2	0
DEM Janet T. Dudding	600	36.12%	<div><div></div></div>	149	425	25	1	0
LIB V. Alonzo Echevarria-Garza	39	2.35%	<div><div></div></div>	14	24	1	0	0
Total Votes Cast	1,661	100.00%	<div><div></div></div>	444	1,167	47	3	0
Overvotes	0			0	0	0	0	0
Undervotes	50			15	35	0	0	0
Contest Totals	1,711			459	1,202	47	3	0

Commissioner of the General Land Office

Vote For 1

	TOTAL	VOTE %		Election Day	Early Voting	Ballot By Mail	Provisional Ballots	Limited Ballots
REP Dawn Buckingham	1,023	61.85%	<div><div></div></div>	288	713	20	2	0
DEM Jay Kleberg	604	36.52%	<div><div></div></div>	148	432	24	0	0
GRN Alfred Molison, Jr	27	1.63%	<div><div></div></div>	10	16	0	1	0
Write-In Totals	0	0.00%	<div><div></div></div>	0	0	0	0	0
Total Votes Cast	1,654	100.00%	<div><div></div></div>	446	1,161	44	3	0
Overvotes	0			0	0	0	0	0
Undervotes	57			13	41	3	0	0
Contest Totals	1,711			459	1,202	47	3	0

Commissioner of Agriculture

Vote For 1

	TOTAL	VOTE %		Election Day	Early Voting	Ballot By Mail	Provisional Ballots	Limited Ballots
REP Sid Miller	1,021	62.22%	<div><div></div></div>	284	713	21	3	0
DEM Susan Hays	620	37.78%	<div><div></div></div>	152	445	23	0	0
Total Votes Cast	1,641	100.00%	<div><div></div></div>	436	1,158	44	3	0
Overvotes	0			0	0	0	0	0
Undervotes	70			23	44	3	0	0
Contest Totals	1,711			459	1,202	47	3	0

Railroad Commissioner

Vote For 1

	TOTAL	VOTE %		Election Day	Early Voting	Ballot By Mail	Provisional Ballots	Limited Ballots
REP Wayne Christian	1,004	60.85%	<div><div></div></div>	277	704	20	3	0
DEM Luke Warford	589	35.70%	<div><div></div></div>	142	424	23	0	0
LIB Jaime Andres Diez	45	2.73%	<div><div></div></div>	15	29	1	0	0
GRN Hunter Wayne Crow	12	0.73%	<div><div></div></div>	6	6	0	0	0
Total Votes Cast	1,650	100.00%	<div><div></div></div>	440	1,163	44	3	0
Overvotes	0			0	0	0	0	0
Undervotes	61			19	39	3	0	0
Contest Totals	1,711			459	1,202	47	3	0

PCT 056

Justice, Supreme Court, Place 3

Vote For 1

	TOTAL	VOTE %		Election Day	Early Voting	Ballot By Mail	Provisional Ballots	Limited Ballots
REP Debra Lehrmann	1,022	61.60%	<div><div></div></div>	275	723	22	2	0
DEM Erin A. Nowell	610	36.77%	<div><div></div></div>	156	431	22	1	0
LIB Thomas Edward Oxford	27	1.63%	<div><div></div></div>	11	15	1	0	0
Total Votes Cast	1,659	100.00%	<div><div></div></div>	442	1,169	45	3	0
Overvotes	0			0	0	0	0	0
Undervotes	52			17	33	2	0	0
Contest Totals	1,711			459	1,202	47	3	0

Justice, Supreme Court, Place 5

Vote For 1

	TOTAL	VOTE %		Election Day	Early Voting	Ballot By Mail	Provisional Ballots	Limited Ballots
REP Rebeca Huddle	1,027	62.13%	<div><div></div></div>	281	723	21	2	0
DEM Amanda Reichel	626	37.87%	<div><div></div></div>	162	439	24	1	0
Total Votes Cast	1,653	100.00%	<div><div></div></div>	443	1,162	45	3	0
Overvotes	0			0	0	0	0	0
Undervotes	58			16	40	2	0	0
Contest Totals	1,711			459	1,202	47	3	0

Justice, Supreme Court, Place 9

Vote For 1

	TOTAL	VOTE %		Election Day	Early Voting	Ballot By Mail	Provisional Ballots	Limited Ballots
REP Evan Young	1,024	61.91%	<div><div></div></div>	277	723	22	2	0
DEM Julia Maldonado	630	38.09%	<div><div></div></div>	164	442	23	1	0
Total Votes Cast	1,654	100.00%	<div><div></div></div>	441	1,165	45	3	0
Overvotes	0			0	0	0	0	0
Undervotes	57			18	37	2	0	0
Contest Totals	1,711			459	1,202	47	3	0

Judge, Court of Criminal Appeals, Place 5

Vote For 1

	TOTAL	VOTE %		Election Day	Early Voting	Ballot By Mail	Provisional Ballots	Limited Ballots
REP Scott Walker	1,008	61.43%	<div><div></div></div>	280	706	20	2	0
DEM Dana Huffman	633	38.57%	<div><div></div></div>	161	446	25	1	0
Total Votes Cast	1,641	100.00%	<div><div></div></div>	441	1,152	45	3	0
Overvotes	0			0	0	0	0	0
Undervotes	70			18	50	2	0	0
Contest Totals	1,711			459	1,202	47	3	0

PCT 056

Judge, Court of Criminal Appeals, Place 6

Vote For 1

	TOTAL	VOTE %		Election Day	Early Voting	Ballot By Mail	Provisional Ballots	Limited Ballots
REP Jesse F. McClure, III	1,029	62.74%	<div><div></div></div>	283	723	21	2	0
DEM Robert Johnson	611	37.26%	<div><div></div></div>	157	430	23	1	0
Total Votes Cast	1,640	100.00%	<div><div></div></div>	440	1,153	44	3	0
Overvotes	0			0	0	0	0	0
Undervotes	71			19	49	3	0	0
Contest Totals	1,711			459	1,202	47	3	0

Member, State Board of Education, District 12 CCD

Vote For 1

	TOTAL	VOTE %		Election Day	Early Voting	Ballot By Mail	Provisional Ballots	Limited Ballots
REP Pam Little	1,007	61.33%	<div><div></div></div>	277	707	21	2	0
DEM Alex Cornwallis	592	36.05%	<div><div></div></div>	152	417	22	1	0
LIB Christy Mowrey	42	2.56%	<div><div></div></div>	14	27	1	0	0
Write-In Totals	1	0.06%	<div><div></div></div>	0	1	0	0	0
Total Votes Cast	1,642	100.00%	<div><div></div></div>	443	1,152	44	3	0
Overvotes	0			0	0	0	0	0
Undervotes	69			16	50	3	0	0
Contest Totals	1,711			459	1,202	47	3	0

State Senator, District 8

Vote For 1

	TOTAL	VOTE %		Election Day	Early Voting	Ballot By Mail	Provisional Ballots	Limited Ballots
REP Angela Paxton	985	59.88%	<div><div></div></div>	279	683	21	2	0
DEM Jonathan Cocks	618	37.57%	<div><div></div></div>	154	439	24	1	0
LIB Edward Kless	42	2.55%	<div><div></div></div>	10	31	1	0	0
Total Votes Cast	1,645	100.00%	<div><div></div></div>	443	1,153	46	3	0
Overvotes	0			0	0	0	0	0
Undervotes	66			16	49	1	0	0
Contest Totals	1,711			459	1,202	47	3	0

State Representative, District 33

Vote For 1

	TOTAL	VOTE %		Election Day	Early Voting	Ballot By Mail	Provisional Ballots	Limited Ballots
REP Justin Holland	1,020	62.50%	<div><div></div></div>	279	718	21	2	0
DEM Graeson Lynskey	612	37.50%	<div><div></div></div>	157	430	24	1	0
Total Votes Cast	1,632	100.00%	<div><div></div></div>	436	1,148	45	3	0
Overvotes	0			0	0	0	0	0
Undervotes	79			23	54	2	0	0
Contest Totals	1,711			459	1,202	47	3	0

PCT 056

Justice, 5th Court of Appeals District, Place 4

Vote For 1

	TOTAL	VOTE %		Election Day	Early Voting	Ballot By Mail	Provisional Ballots	Limited Ballots
REP Emily A. Miskel	1,015	62.23%	<div><div></div></div>	278	714	20	3	0
DEM Maricela Moore	616	37.77%	<div><div></div></div>	159	432	25	0	0
Total Votes Cast	1,631	100.00%	<div><div></div></div>	437	1,146	45	3	0
Overvotes	0			0	0	0	0	0
Undervotes	80			22	56	2	0	0
Contest Totals	1,711			459	1,202	47	3	0

Justice, 5th Court of Appeals District, Place 7

Vote For 1

	TOTAL	VOTE %		Election Day	Early Voting	Ballot By Mail	Provisional Ballots	Limited Ballots
REP Kristina Williams	1,021	62.64%	<div><div></div></div>	279	719	21	2	0
DEM Nancy Kennedy	609	37.36%	<div><div></div></div>	157	427	24	1	0
Total Votes Cast	1,630	100.00%	<div><div></div></div>	436	1,146	45	3	0
Overvotes	0			0	0	0	0	0
Undervotes	81			23	56	2	0	0
Contest Totals	1,711			459	1,202	47	3	0

County Judge CCD

Vote For 1

	TOTAL	VOTE %		Election Day	Early Voting	Ballot By Mail	Provisional Ballots	Limited Ballots
REP Chris Hill	1,027	62.39%	<div><div></div></div>	288	715	22	2	0
DEM Joshua Murray	619	37.61%	<div><div></div></div>	151	442	25	1	0
Total Votes Cast	1,646	100.00%	<div><div></div></div>	439	1,157	47	3	0
Overvotes	0			0	0	0	0	0
Undervotes	65			20	45	0	0	0
Contest Totals	1,711			459	1,202	47	3	0

District Clerk CCD

Vote For 1

	TOTAL	VOTE %		Election Day	Early Voting	Ballot By Mail	Provisional Ballots	Limited Ballots
REP Mike Gould	1,025	62.77%	<div><div></div></div>	282	720	21	2	0
DEM David Brignac	608	37.23%	<div><div></div></div>	155	428	24	1	0
Total Votes Cast	1,633	100.00%	<div><div></div></div>	437	1,148	45	3	0
Overvotes	0			0	0	0	0	0
Undervotes	78			22	54	2	0	0
Contest Totals	1,711			459	1,202	47	3	0

PCT 056

Justice of the Peace, Precinct 2

Vote For 1

	TOTAL	VOTE %		Election Day	Early Voting	Ballot By Mail	Provision al Ballots	Limited Ballots
REP Ellen Skinner	1,025	62.50%	<div><div></div></div>	280	723	20	2	0
DEM Jennifer McKenzie	615	37.50%	<div><div></div></div>	157	433	24	1	0
Total Votes Cast	1,640	100.00%	<div><div></div></div>	437	1,156	44	3	0
Overvotes	0			0	0	0	0	0
Undervotes	71			22	46	3	0	0
Contest Totals	1,711			459	1,202	47	3	0

PCT 057

U. S. Representative District 3

Vote For 1

	TOTAL	VOTE %		Election Day	Early Voting	Ballot By Mail	Provisional Ballots	Limited Ballots
REP Keith Self	1,380	56.37%	<div><div></div></div>	385	956	38	1	0
DEM Sandeep Srivastava	998	40.77%	<div><div></div></div>	263	693	42	0	0
LIB Christopher Claytor	70	2.86%	<div><div></div></div>	31	39	0	0	0
Total Votes Cast	2,448	100.00%	<div><div></div></div>	679	1,688	80	1	0
Overvotes	0			0	0	0	0	0
Undervotes	41			11	30	0	0	0
Contest Totals	2,489			690	1,718	80	1	0

Governor

Vote For 1

	TOTAL	VOTE %		Election Day	Early Voting	Ballot By Mail	Provisional Ballots	Limited Ballots
REP Greg Abbott	1,360	54.77%	<div><div></div></div>	370	952	37	1	0
DEM Beto O'Rourke	1,082	43.58%	<div><div></div></div>	296	743	43	0	0
LIB Mark Tippetts	31	1.25%	<div><div></div></div>	16	15	0	0	0
GRN Delilah Barrios	8	0.32%	<div><div></div></div>	5	3	0	0	0
Write-In Totals	2	0.08%	<div><div></div></div>	2	0	0	0	0
Total Votes Cast	2,483	100.00%	<div><div></div></div>	689	1,713	80	1	0
Overvotes	0			0	0	0	0	0
Undervotes	6			1	5	0	0	0
Contest Totals	2,489			690	1,718	80	1	0

Lieutenant Governor

Vote For 1

	TOTAL	VOTE %		Election Day	Early Voting	Ballot By Mail	Provisional Ballots	Limited Ballots
REP Dan Patrick	1,328	54.12%	<div><div></div></div>	364	925	38	1	0
DEM Mike Collier	1,053	42.91%	<div><div></div></div>	283	729	41	0	0
LIB Shanna Steele	73	2.97%	<div><div></div></div>	33	39	1	0	0
Total Votes Cast	2,454	100.00%	<div><div></div></div>	680	1,693	80	1	0
Overvotes	0			0	0	0	0	0
Undervotes	35			10	25	0	0	0
Contest Totals	2,489			690	1,718	80	1	0

Attorney General

Vote For 1

	TOTAL	VOTE %		Election Day	Early Voting	Ballot By Mail	Provisional Ballots	Limited Ballots
REP Ken Paxton	1,297	52.96%	<div><div></div></div>	361	903	33	0	0
DEM Rochelle Mercedes Garza	1,063	43.41%	<div><div></div></div>	289	730	43	1	0
LIB Mark Ash	89	3.63%	<div><div></div></div>	31	55	3	0	0
Total Votes Cast	2,449	100.00%	<div><div></div></div>	681	1,688	79	1	0
Overvotes	0			0	0	0	0	0
Undervotes	40			9	30	1	0	0
Contest Totals	2,489			690	1,718	80	1	0

PCT 057

Comptroller of Public Accounts

Vote For 1

	TOTAL	VOTE %		Election Day	Early Voting	Ballot By Mail	Provisional Ballots	Limited Ballots
REP Glenn Hegar	1,377	56.57%	<div><div></div></div>	379	960	37	1	0
DEM Janet T. Dudding	1,001	41.13%	<div><div></div></div>	268	691	42	0	0
LIB V. Alonzo Echevarria-Garza	56	2.30%	<div><div></div></div>	25	31	0	0	0
Total Votes Cast	2,434	100.00%	<div><div></div></div>	672	1,682	79	1	0
Overvotes	0			0	0	0	0	0
Undervotes	55			18	36	1	0	0
Contest Totals	2,489			690	1,718	80	1	0

Commissioner of the General Land Office

Vote For 1

	TOTAL	VOTE %		Election Day	Early Voting	Ballot By Mail	Provisional Ballots	Limited Ballots
REP Dawn Buckingham	1,368	56.55%	<div><div></div></div>	385	945	37	1	0
DEM Jay Kleberg	1,010	41.75%	<div><div></div></div>	273	694	43	0	0
GRN Alfred Molison, Jr	39	1.61%	<div><div></div></div>	11	28	0	0	0
Write-In Totals	2	0.08%	<div><div></div></div>	0	2	0	0	0
Total Votes Cast	2,419	100.00%	<div><div></div></div>	669	1,669	80	1	0
Overvotes	0			0	0	0	0	0
Undervotes	70			21	49	0	0	0
Contest Totals	2,489			690	1,718	80	1	0

Commissioner of Agriculture

Vote For 1

	TOTAL	VOTE %		Election Day	Early Voting	Ballot By Mail	Provisional Ballots	Limited Ballots
REP Sid Miller	1,369	56.66%	<div><div></div></div>	388	945	36	0	0
DEM Susan Hays	1,047	43.34%	<div><div></div></div>	281	722	43	1	0
Total Votes Cast	2,416	100.00%	<div><div></div></div>	669	1,667	79	1	0
Overvotes	0			0	0	0	0	0
Undervotes	73			21	51	1	0	0
Contest Totals	2,489			690	1,718	80	1	0

Railroad Commissioner

Vote For 1

	TOTAL	VOTE %		Election Day	Early Voting	Ballot By Mail	Provisional Ballots	Limited Ballots
REP Wayne Christian	1,344	55.63%	<div><div></div></div>	368	938	38	0	0
DEM Luke Warford	979	40.52%	<div><div></div></div>	259	678	42	0	0
LIB Jaime Andres Diez	62	2.57%	<div><div></div></div>	31	30	0	1	0
GRN Hunter Wayne Crow	31	1.28%	<div><div></div></div>	9	22	0	0	0
Total Votes Cast	2,416	100.00%	<div><div></div></div>	667	1,668	80	1	0
Overvotes	0			0	0	0	0	0
Undervotes	73			23	50	0	0	0
Contest Totals	2,489			690	1,718	80	1	0

PCT 057

Justice, Supreme Court, Place 3

Vote For 1

	TOTAL	VOTE %		Election Day	Early Voting	Ballot By Mail	Provisional Ballots	Limited Ballots
REP Debra Lehrmann	1,366	56.47%	<div><div></div></div>	376	951	38	1	0
DEM Erin A. Nowell	1,011	41.79%	<div><div></div></div>	273	696	42	0	0
LIB Thomas Edward Oxford	42	1.74%	<div><div></div></div>	21	21	0	0	0
Total Votes Cast	2,419	100.00%	<div><div></div></div>	670	1,668	80	1	0
Overvotes	0			0	0	0	0	0
Undervotes	70			20	50	0	0	0
Contest Totals	2,489			690	1,718	80	1	0

Justice, Supreme Court, Place 5

Vote For 1

	TOTAL	VOTE %		Election Day	Early Voting	Ballot By Mail	Provisional Ballots	Limited Ballots
REP Rebeca Huddle	1,387	57.48%	<div><div></div></div>	391	958	37	1	0
DEM Amanda Reichel	1,026	42.52%	<div><div></div></div>	279	704	43	0	0
Total Votes Cast	2,413	100.00%	<div><div></div></div>	670	1,662	80	1	0
Overvotes	0			0	0	0	0	0
Undervotes	76			20	56	0	0	0
Contest Totals	2,489			690	1,718	80	1	0

Justice, Supreme Court, Place 9

Vote For 1

	TOTAL	VOTE %		Election Day	Early Voting	Ballot By Mail	Provisional Ballots	Limited Ballots
REP Evan Young	1,360	56.48%	<div><div></div></div>	379	944	36	1	0
DEM Julia Maldonado	1,048	43.52%	<div><div></div></div>	288	717	43	0	0
Total Votes Cast	2,408	100.00%	<div><div></div></div>	667	1,661	79	1	0
Overvotes	0			0	0	0	0	0
Undervotes	81			23	57	1	0	0
Contest Totals	2,489			690	1,718	80	1	0

Judge, Court of Criminal Appeals, Place 5

Vote For 1

	TOTAL	VOTE %		Election Day	Early Voting	Ballot By Mail	Provisional Ballots	Limited Ballots
REP Scott Walker	1,373	56.95%	<div><div></div></div>	380	955	37	1	0
DEM Dana Huffman	1,038	43.05%	<div><div></div></div>	287	708	43	0	0
Total Votes Cast	2,411	100.00%	<div><div></div></div>	667	1,663	80	1	0
Overvotes	0			0	0	0	0	0
Undervotes	78			23	55	0	0	0
Contest Totals	2,489			690	1,718	80	1	0

PCT 057

Judge, Court of Criminal Appeals, Place 6

Vote For 1

	TOTAL	VOTE %		Election Day	Early Voting	Ballot By Mail	Provisional Ballots	Limited Ballots
REP Jesse F. McClure, III	1,385	57.64%	<div><div></div></div>	384	962	38	1	0
DEM Robert Johnson	1,018	42.36%	<div><div></div></div>	278	698	42	0	0
Total Votes Cast	2,403	100.00%	<div><div></div></div>	662	1,660	80	1	0
Overvotes	0			0	0	0	0	0
Undervotes	86			28	58	0	0	0
Contest Totals	2,489			690	1,718	80	1	0

Member, State Board of Education, District 12 CCD

Vote For 1

	TOTAL	VOTE %		Election Day	Early Voting	Ballot By Mail	Provisional Ballots	Limited Ballots
REP Pam Little	1,344	55.77%	<div><div></div></div>	367	939	37	1	0
DEM Alex Cornwallis	990	41.08%	<div><div></div></div>	264	683	43	0	0
LIB Christy Mowrey	73	3.03%	<div><div></div></div>	34	39	0	0	0
Write-In Totals	3	0.12%	<div><div></div></div>	2	1	0	0	0
Total Votes Cast	2,410	100.00%	<div><div></div></div>	667	1,662	80	1	0
Overvotes	0			0	0	0	0	0
Undervotes	79			23	56	0	0	0
Contest Totals	2,489			690	1,718	80	1	0

State Senator, District 8

Vote For 1

	TOTAL	VOTE %		Election Day	Early Voting	Ballot By Mail	Provisional Ballots	Limited Ballots
REP Angela Paxton	1,305	53.95%	<div><div></div></div>	371	901	33	0	0
DEM Jonathan Cocks	1,043	43.12%	<div><div></div></div>	274	725	44	0	0
LIB Edward Kless	71	2.94%	<div><div></div></div>	26	41	3	1	0
Total Votes Cast	2,419	100.00%	<div><div></div></div>	671	1,667	80	1	0
Overvotes	0			0	0	0	0	0
Undervotes	70			19	51	0	0	0
Contest Totals	2,489			690	1,718	80	1	0

State Representative, District 61

Vote For 1

	TOTAL	VOTE %		Election Day	Early Voting	Ballot By Mail	Provisional Ballots	Limited Ballots
REP Frederick Frazier	1,372	56.69%	<div><div></div></div>	382	953	36	1	0
DEM Sheena King	1,048	43.31%	<div><div></div></div>	291	714	43	0	0
Total Votes Cast	2,420	100.00%	<div><div></div></div>	673	1,667	79	1	0
Overvotes	0			0	0	0	0	0
Undervotes	69			17	51	1	0	0
Contest Totals	2,489			690	1,718	80	1	0

PCT 057

Justice, 5th Court of Appeals District, Place 4

Vote For 1

	TOTAL	VOTE %		Election Day	Early Voting	Ballot By Mail	Provisional Ballots	Limited Ballots
REP Emily A. Miskel	1,380	57.55%	<div><div></div></div>	382	959	38	1	0
DEM Maricela Moore	1,018	42.45%	<div><div></div></div>	281	695	42	0	0
Total Votes Cast	2,398	100.00%	<div><div></div></div>	663	1,654	80	1	0
Overvotes	0			0	0	0	0	0
Undervotes	91			27	64	0	0	0
Contest Totals	2,489			690	1,718	80	1	0

Justice, 5th Court of Appeals District, Place 7

Vote For 1

	TOTAL	VOTE %		Election Day	Early Voting	Ballot By Mail	Provisional Ballots	Limited Ballots
REP Kristina Williams	1,361	56.90%	<div><div></div></div>	379	944	37	1	0
DEM Nancy Kennedy	1,031	43.10%	<div><div></div></div>	280	708	43	0	0
Total Votes Cast	2,392	100.00%	<div><div></div></div>	659	1,652	80	1	0
Overvotes	0			0	0	0	0	0
Undervotes	97			31	66	0	0	0
Contest Totals	2,489			690	1,718	80	1	0

County Judge CCD

Vote For 1

	TOTAL	VOTE %		Election Day	Early Voting	Ballot By Mail	Provisional Ballots	Limited Ballots
REP Chris Hill	1,388	57.43%	<div><div></div></div>	392	958	37	1	0
DEM Joshua Murray	1,029	42.57%	<div><div></div></div>	278	710	41	0	0
Total Votes Cast	2,417	100.00%	<div><div></div></div>	670	1,668	78	1	0
Overvotes	0			0	0	0	0	0
Undervotes	72			20	50	2	0	0
Contest Totals	2,489			690	1,718	80	1	0

District Clerk CCD

Vote For 1

	TOTAL	VOTE %		Election Day	Early Voting	Ballot By Mail	Provisional Ballots	Limited Ballots
REP Mike Gould	1,386	57.68%	<div><div></div></div>	387	962	36	1	0
DEM David Brignac	1,017	42.32%	<div><div></div></div>	278	696	43	0	0
Total Votes Cast	2,403	100.00%	<div><div></div></div>	665	1,658	79	1	0
Overvotes	0			0	0	0	0	0
Undervotes	86			25	60	1	0	0
Contest Totals	2,489			690	1,718	80	1	0

PCT 058

U. S. Representative, District 4

Vote For 1

	TOTAL	VOTE %		Election Day	Early Voting	Ballot By Mail	Provisional Ballots	Limited Ballots
REP Pat Fallon	811	45.41%	<div><div></div></div>	228	551	30	2	0
DEM Iro Omere	933	52.24%	<div><div></div></div>	258	607	66	2	0
LIB John Simmons	42	2.35%	<div><div></div></div>	17	25	0	0	0
Total Votes Cast	1,786	100.00%	<div><div></div></div>	503	1,183	96	4	0
Overvotes	0			0	0	0	0	0
Undervotes	58			18	33	7	0	0
Contest Totals	1,844			521	1,216	103	4	0

Governor

Vote For 1

	TOTAL	VOTE %		Election Day	Early Voting	Ballot By Mail	Provisional Ballots	Limited Ballots
REP Greg Abbott	806	43.92%	<div><div></div></div>	221	556	27	2	0
DEM Beto O'Rourke	1,008	54.93%	<div><div></div></div>	288	646	72	2	0
LIB Mark Tippetts	15	0.82%	<div><div></div></div>	6	8	1	0	0
GRN Delilah Barrios	4	0.22%	<div><div></div></div>	3	1	0	0	0
Write-In Totals	2	0.11%	<div><div></div></div>	1	0	1	0	0
Total Votes Cast	1,835	100.00%	<div><div></div></div>	519	1,211	101	4	0
Overvotes	0			0	0	0	0	0
Undervotes	9			2	5	2	0	0
Contest Totals	1,844			521	1,216	103	4	0

Lieutenant Governor

Vote For 1

	TOTAL	VOTE %		Election Day	Early Voting	Ballot By Mail	Provisional Ballots	Limited Ballots
REP Dan Patrick	771	42.50%	<div><div></div></div>	213	531	25	2	0
DEM Mike Collier	1,001	55.18%	<div><div></div></div>	281	642	76	2	0
LIB Shanna Steele	42	2.32%	<div><div></div></div>	16	25	1	0	0
Total Votes Cast	1,814	100.00%	<div><div></div></div>	510	1,198	102	4	0
Overvotes	0			0	0	0	0	0
Undervotes	30			11	18	1	0	0
Contest Totals	1,844			521	1,216	103	4	0

Attorney General

Vote For 1

	TOTAL	VOTE %		Election Day	Early Voting	Ballot By Mail	Provisional Ballots	Limited Ballots
REP Ken Paxton	766	42.25%	<div><div></div></div>	216	522	26	2	0
DEM Rochelle Mercedes Garza	988	54.50%	<div><div></div></div>	272	641	73	2	0
LIB Mark Ash	59	3.25%	<div><div></div></div>	24	32	3	0	0
Total Votes Cast	1,813	100.00%	<div><div></div></div>	512	1,195	102	4	0
Overvotes	0			0	0	0	0	0
Undervotes	31			9	21	1	0	0
Contest Totals	1,844			521	1,216	103	4	0

PCT 058

Comptroller of Public Accounts

Vote For 1

	TOTAL	VOTE %		Election Day	Early Voting	Ballot By Mail	Provisional Ballots	Limited Ballots
REP Glenn Hegar	846	47.21%	<div><div></div></div>	239	574	31	2	0
DEM Janet T. Dudding	913	50.95%	<div><div></div></div>	252	593	66	2	0
LIB V. Alonzo Echevarria-Garza	33	1.84%	<div><div></div></div>	11	22	0	0	0
Total Votes Cast	1,792	100.00%	<div><div></div></div>	502	1,189	97	4	0
Overvotes	0			0	0	0	0	0
Undervotes	52			19	27	6	0	0
Contest Totals	1,844			521	1,216	103	4	0

Commissioner of the General Land Office

Vote For 1

	TOTAL	VOTE %		Election Day	Early Voting	Ballot By Mail	Provisional Ballots	Limited Ballots
REP Dawn Buckingham	816	45.61%	<div><div></div></div>	224	560	30	2	0
DEM Jay Kleberg	942	52.66%	<div><div></div></div>	265	609	66	2	0
GRN Alfred Molison, Jr	31	1.73%	<div><div></div></div>	12	18	1	0	0
Write-In Totals	0	0.00%	<div><div></div></div>	0	0	0	0	0
Total Votes Cast	1,789	100.00%	<div><div></div></div>	501	1,187	97	4	0
Overvotes	0			0	0	0	0	0
Undervotes	55			20	29	6	0	0
Contest Totals	1,844			521	1,216	103	4	0

Commissioner of Agriculture

Vote For 1

	TOTAL	VOTE %		Election Day	Early Voting	Ballot By Mail	Provisional Ballots	Limited Ballots
REP Sid Miller	833	46.54%	<div><div></div></div>	232	569	30	2	0
DEM Susan Hays	957	53.46%	<div><div></div></div>	268	621	66	2	0
Total Votes Cast	1,790	100.00%	<div><div></div></div>	500	1,190	96	4	0
Overvotes	0			0	0	0	0	0
Undervotes	54			21	26	7	0	0
Contest Totals	1,844			521	1,216	103	4	0

Railroad Commissioner

Vote For 1

	TOTAL	VOTE %		Election Day	Early Voting	Ballot By Mail	Provisional Ballots	Limited Ballots
REP Wayne Christian	812	45.36%	<div><div></div></div>	221	558	31	2	0
DEM Luke Warford	913	51.01%	<div><div></div></div>	250	597	64	2	0
LIB Jaime Andres Diez	42	2.35%	<div><div></div></div>	18	24	0	0	0
GRN Hunter Wayne Crow	23	1.28%	<div><div></div></div>	10	12	1	0	0
Total Votes Cast	1,790	100.00%	<div><div></div></div>	499	1,191	96	4	0
Overvotes	0			0	0	0	0	0
Undervotes	54			22	25	7	0	0
Contest Totals	1,844			521	1,216	103	4	0

PCT 058

Justice, Supreme Court, Place 3

Vote For 1

	TOTAL	VOTE %		Election Day	Early Voting	Ballot By Mail	Provisional Ballots	Limited Ballots
REP Debra Lehrmann	821	46.05%	<div><div></div></div>	224	562	33	2	0
DEM Erin A. Nowell	929	52.10%	<div><div></div></div>	257	606	64	2	0
LIB Thomas Edward Oxford	33	1.85%	<div><div></div></div>	18	15	0	0	0
Total Votes Cast	1,783	100.00%	<div><div></div></div>	499	1,183	97	4	0
Overvotes	0			0	0	0	0	0
Undervotes	61			22	33	6	0	0
Contest Totals	1,844			521	1,216	103	4	0

Justice, Supreme Court, Place 5

Vote For 1

	TOTAL	VOTE %		Election Day	Early Voting	Ballot By Mail	Provisional Ballots	Limited Ballots
REP Rebeca Huddle	826	46.51%	<div><div></div></div>	229	563	32	2	0
DEM Amanda Reichel	950	53.49%	<div><div></div></div>	267	616	65	2	0
Total Votes Cast	1,776	100.00%	<div><div></div></div>	496	1,179	97	4	0
Overvotes	0			0	0	0	0	0
Undervotes	68			25	37	6	0	0
Contest Totals	1,844			521	1,216	103	4	0

Justice, Supreme Court, Place 9

Vote For 1

	TOTAL	VOTE %		Election Day	Early Voting	Ballot By Mail	Provisional Ballots	Limited Ballots
REP Evan Young	823	46.37%	<div><div></div></div>	224	566	31	2	0
DEM Julia Maldonado	952	53.63%	<div><div></div></div>	269	615	66	2	0
Total Votes Cast	1,775	100.00%	<div><div></div></div>	493	1,181	97	4	0
Overvotes	0			0	0	0	0	0
Undervotes	69			28	35	6	0	0
Contest Totals	1,844			521	1,216	103	4	0

Judge, Court of Criminal Appeals, Place 5

Vote For 1

	TOTAL	VOTE %		Election Day	Early Voting	Ballot By Mail	Provisional Ballots	Limited Ballots
REP Scott Walker	814	46.12%	<div><div></div></div>	224	559	29	2	0
DEM Dana Huffman	951	53.88%	<div><div></div></div>	268	616	65	2	0
Total Votes Cast	1,765	100.00%	<div><div></div></div>	492	1,175	94	4	0
Overvotes	0			0	0	0	0	0
Undervotes	79			29	41	9	0	0
Contest Totals	1,844			521	1,216	103	4	0

PCT 058

Judge, Court of Criminal Appeals, Place 6

Vote For 1

	TOTAL	VOTE %		Election Day	Early Voting	Ballot By Mail	Provisional Ballots	Limited Ballots
REP Jesse F. McClure, III	821	46.62%	<div><div></div></div>	225	565	29	2	0
DEM Robert Johnson	940	53.38%	<div><div></div></div>	264	610	64	2	0
Total Votes Cast	1,761	100.00%	<div><div></div></div>	489	1,175	93	4	0
Overvotes	0			0	0	0	0	0
Undervotes	83			32	41	10	0	0
Contest Totals	1,844			521	1,216	103	4	0

Member, State Board of Education, District 12 CCD

Vote For 1

	TOTAL	VOTE %		Election Day	Early Voting	Ballot By Mail	Provisional Ballots	Limited Ballots
REP Pam Little	807	45.41%	<div><div></div></div>	225	552	28	2	0
DEM Alex Cornwallis	916	51.55%	<div><div></div></div>	252	595	67	2	0
LIB Christy Mowrey	53	2.98%	<div><div></div></div>	17	35	1	0	0
Write-In Totals	1	0.06%	<div><div></div></div>	0	1	0	0	0
Total Votes Cast	1,777	100.00%	<div><div></div></div>	494	1,183	96	4	0
Overvotes	0			0	0	0	0	0
Undervotes	67			27	33	7	0	0
Contest Totals	1,844			521	1,216	103	4	0

State Senator, District 8

Vote For 1

	TOTAL	VOTE %		Election Day	Early Voting	Ballot By Mail	Provisional Ballots	Limited Ballots
REP Angela Paxton	774	43.46%	<div><div></div></div>	214	531	27	2	0
DEM Jonathan Cocks	961	53.96%	<div><div></div></div>	259	630	70	2	0
LIB Edward Kless	46	2.58%	<div><div></div></div>	19	27	0	0	0
Total Votes Cast	1,781	100.00%	<div><div></div></div>	492	1,188	97	4	0
Overvotes	0			0	0	0	0	0
Undervotes	63			29	28	6	0	0
Contest Totals	1,844			521	1,216	103	4	0

State Representative, District 70

Vote For 1

	TOTAL	VOTE %		Election Day	Early Voting	Ballot By Mail	Provisional Ballots	Limited Ballots
REP Jamee Jolly	830	46.76%	<div><div></div></div>	231	563	34	2	0
DEM Mihaela Elizabeth Plesa	945	53.24%	<div><div></div></div>	263	615	65	2	0
Total Votes Cast	1,775	100.00%	<div><div></div></div>	494	1,178	99	4	0
Overvotes	0			0	0	0	0	0
Undervotes	69			27	38	4	0	0
Contest Totals	1,844			521	1,216	103	4	0

PCT 058

Justice, 5th Court of Appeals District, Place 4

Vote For 1

	TOTAL	VOTE %		Election Day	Early Voting	Ballot By Mail	Provisional Ballots	Limited Ballots
REP Emily A. Miskel	827	46.94%	<div><div></div></div>	228	567	30	2	0
DEM Maricela Moore	935	53.06%	<div><div></div></div>	264	610	59	2	0
Total Votes Cast	1,762	100.00%	<div><div></div></div>	492	1,177	89	4	0
Overvotes	0			0	0	0	0	0
Undervotes	82			29	39	14	0	0
Contest Totals	1,844			521	1,216	103	4	0

Justice, 5th Court of Appeals District, Place 7

Vote For 1

	TOTAL	VOTE %		Election Day	Early Voting	Ballot By Mail	Provisional Ballots	Limited Ballots
REP Kristina Williams	817	46.45%	<div><div></div></div>	223	565	27	2	0
DEM Nancy Kennedy	942	53.55%	<div><div></div></div>	267	611	62	2	0
Total Votes Cast	1,759	100.00%	<div><div></div></div>	490	1,176	89	4	0
Overvotes	0			0	0	0	0	0
Undervotes	85			31	40	14	0	0
Contest Totals	1,844			521	1,216	103	4	0

County Judge CCD

Vote For 1

	TOTAL	VOTE %		Election Day	Early Voting	Ballot By Mail	Provisional Ballots	Limited Ballots
REP Chris Hill	812	45.90%	<div><div></div></div>	218	564	28	2	0
DEM Joshua Murray	957	54.10%	<div><div></div></div>	273	620	62	2	0
Total Votes Cast	1,769	100.00%	<div><div></div></div>	491	1,184	90	4	0
Overvotes	0			0	0	0	0	0
Undervotes	75			30	32	13	0	0
Contest Totals	1,844			521	1,216	103	4	0

District Clerk CCD

Vote For 1

	TOTAL	VOTE %		Election Day	Early Voting	Ballot By Mail	Provisional Ballots	Limited Ballots
REP Mike Gould	831	47.24%	<div><div></div></div>	224	577	28	2	0
DEM David Brignac	928	52.76%	<div><div></div></div>	263	603	60	2	0
Total Votes Cast	1,759	100.00%	<div><div></div></div>	487	1,180	88	4	0
Overvotes	0			0	0	0	0	0
Undervotes	85			34	36	15	0	0
Contest Totals	1,844			521	1,216	103	4	0

PCT 058

County Commissioner, Precinct 4

Vote For 1

	TOTAL	VOTE %		Election Day	Early Voting	Ballot By Mail	Provision al Ballots	Limited Ballots
REP Duncan Webb	836	47.20%	<div><div></div></div>	230	577	27	2	0
DEM Jeffrey Williams	935	52.80%	<div><div></div></div>	264	607	62	2	0
Total Votes Cast	1,771	100.00%	<div><div></div></div>	494	1,184	89	4	0
Overvotes	0			0	0	0	0	0
Undervotes	73			27	32	14	0	0
Contest Totals	1,844			521	1,216	103	4	0

Justice of the Peace, Precinct 3

Vote For 1

	TOTAL	VOTE %		Election Day	Early Voting	Ballot By Mail	Provision al Ballots	Limited Ballots
REP Mike Missildine	832	47.43%	<div><div></div></div>	229	574	27	2	0
DEM Irvin Lynn Barrett	922	52.57%	<div><div></div></div>	256	602	62	2	0
Total Votes Cast	1,754	100.00%	<div><div></div></div>	485	1,176	89	4	0
Overvotes	0			0	0	0	0	0
Undervotes	90			36	40	14	0	0
Contest Totals	1,844			521	1,216	103	4	0

PCT 059

U. S. Representative District 3

Vote For 1

	TOTAL	VOTE %		Election Day	Early Voting	Ballot By Mail	Provisional Ballots	Limited Ballots
REP Keith Self	1,165	57.16%	<div><div></div></div>	319	819	26	1	0
DEM Sandeep Srivastava	797	39.11%	<div><div></div></div>	202	566	28	1	0
LIB Christopher Claytor	76	3.73%	<div><div></div></div>	22	54	0	0	0
Total Votes Cast	2,038	100.00%	<div><div></div></div>	543	1,439	54	2	0
Overvotes	0			0	0	0	0	0
Undervotes	40			13	24	3	0	0
Contest Totals	2,078			556	1,463	57	2	0

Governor

Vote For 1

	TOTAL	VOTE %		Election Day	Early Voting	Ballot By Mail	Provisional Ballots	Limited Ballots
REP Greg Abbott	1,154	55.72%	<div><div></div></div>	315	812	26	1	0
DEM Beto O'Rourke	879	42.44%	<div><div></div></div>	227	620	31	1	0
LIB Mark Tippetts	30	1.45%	<div><div></div></div>	8	22	0	0	0
GRN Delilah Barrios	6	0.29%	<div><div></div></div>	3	3	0	0	0
Write-In Totals	2	0.10%	<div><div></div></div>	2	0	0	0	0
Total Votes Cast	2,071	100.00%	<div><div></div></div>	555	1,457	57	2	0
Overvotes	0			0	0	0	0	0
Undervotes	7			1	6	0	0	0
Contest Totals	2,078			556	1,463	57	2	0

Lieutenant Governor

Vote For 1

	TOTAL	VOTE %		Election Day	Early Voting	Ballot By Mail	Provisional Ballots	Limited Ballots
REP Dan Patrick	1,118	54.64%	<div><div></div></div>	312	779	26	1	0
DEM Mike Collier	878	42.91%	<div><div></div></div>	218	629	30	1	0
LIB Shanna Steele	50	2.44%	<div><div></div></div>	14	36	0	0	0
Total Votes Cast	2,046	100.00%	<div><div></div></div>	544	1,444	56	2	0
Overvotes	0			0	0	0	0	0
Undervotes	32			12	19	1	0	0
Contest Totals	2,078			556	1,463	57	2	0

Attorney General

Vote For 1

	TOTAL	VOTE %		Election Day	Early Voting	Ballot By Mail	Provisional Ballots	Limited Ballots
REP Ken Paxton	1,117	54.84%	<div><div></div></div>	320	771	25	1	0
DEM Rochelle Mercedes Garza	837	41.09%	<div><div></div></div>	203	602	31	1	0
LIB Mark Ash	83	4.07%	<div><div></div></div>	20	62	1	0	0
Total Votes Cast	2,037	100.00%	<div><div></div></div>	543	1,435	57	2	0
Overvotes	0			0	0	0	0	0
Undervotes	41			13	28	0	0	0
Contest Totals	2,078			556	1,463	57	2	0

PCT 059

Comptroller of Public Accounts

Vote For 1

	TOTAL	VOTE %		Election Day	Early Voting	Ballot By Mail	Provisional Ballots	Limited Ballots
REP Glenn Hegar	1,200	59.08%	<div><div></div></div>	328	844	27	1	0
DEM Janet T. Dudding	784	38.60%	<div><div></div></div>	191	564	28	1	0
LIB V. Alonzo Echevarria-Garza	47	2.31%	<div><div></div></div>	18	29	0	0	0
Total Votes Cast	2,031	100.00%	<div><div></div></div>	537	1,437	55	2	0
Overvotes	0			0	0	0	0	0
Undervotes	47			19	26	2	0	0
Contest Totals	2,078			556	1,463	57	2	0

Commissioner of the General Land Office

Vote For 1

	TOTAL	VOTE %		Election Day	Early Voting	Ballot By Mail	Provisional Ballots	Limited Ballots
REP Dawn Buckingham	1,195	58.87%	<div><div></div></div>	332	835	27	1	0
DEM Jay Kleberg	800	39.41%	<div><div></div></div>	194	578	27	1	0
GRN Alfred Molison, Jr	32	1.58%	<div><div></div></div>	11	20	1	0	0
Write-In Totals	3	0.15%	<div><div></div></div>	0	3	0	0	0
Total Votes Cast	2,030	100.00%	<div><div></div></div>	537	1,436	55	2	0
Overvotes	0			0	0	0	0	0
Undervotes	48			19	27	2	0	0
Contest Totals	2,078			556	1,463	57	2	0

Commissioner of Agriculture

Vote For 1

	TOTAL	VOTE %		Election Day	Early Voting	Ballot By Mail	Provisional Ballots	Limited Ballots
REP Sid Miller	1,196	59.27%	<div><div></div></div>	332	837	26	1	0
DEM Susan Hays	822	40.73%	<div><div></div></div>	204	588	29	1	0
Total Votes Cast	2,018	100.00%	<div><div></div></div>	536	1,425	55	2	0
Overvotes	0			0	0	0	0	0
Undervotes	60			20	38	2	0	0
Contest Totals	2,078			556	1,463	57	2	0

Railroad Commissioner

Vote For 1

	TOTAL	VOTE %		Election Day	Early Voting	Ballot By Mail	Provisional Ballots	Limited Ballots
REP Wayne Christian	1,157	57.25%	<div><div></div></div>	314	815	27	1	0
DEM Luke Warford	776	38.40%	<div><div></div></div>	188	561	26	1	0
LIB Jaime Andres Diez	60	2.97%	<div><div></div></div>	23	37	0	0	0
GRN Hunter Wayne Crow	28	1.39%	<div><div></div></div>	10	17	1	0	0
Total Votes Cast	2,021	100.00%	<div><div></div></div>	535	1,430	54	2	0
Overvotes	0			0	0	0	0	0
Undervotes	57			21	33	3	0	0
Contest Totals	2,078			556	1,463	57	2	0

PCT 059

Justice, Supreme Court, Place 3

Vote For 1

	TOTAL	VOTE %		Election Day	Early Voting	Ballot By Mail	Provisional Ballots	Limited Ballots
REP Debra Lehrmann	1,176	57.99%	<div><div></div></div>	320	828	27	1	0
DEM Erin A. Nowell	811	39.99%	<div><div></div></div>	208	574	28	1	0
LIB Thomas Edward Oxford	41	2.02%	<div><div></div></div>	14	27	0	0	0
Total Votes Cast	2,028	100.00%	<div><div></div></div>	542	1,429	55	2	0
Overvotes	0			0	0	0	0	0
Undervotes	50			14	34	2	0	0
Contest Totals	2,078			556	1,463	57	2	0

Justice, Supreme Court, Place 5

Vote For 1

	TOTAL	VOTE %		Election Day	Early Voting	Ballot By Mail	Provisional Ballots	Limited Ballots
REP Rebeca Huddle	1,200	59.52%	<div><div></div></div>	332	840	27	1	0
DEM Amanda Reichel	816	40.48%	<div><div></div></div>	206	581	28	1	0
Total Votes Cast	2,016	100.00%	<div><div></div></div>	538	1,421	55	2	0
Overvotes	0			0	0	0	0	0
Undervotes	62			18	42	2	0	0
Contest Totals	2,078			556	1,463	57	2	0

Justice, Supreme Court, Place 9

Vote For 1

	TOTAL	VOTE %		Election Day	Early Voting	Ballot By Mail	Provisional Ballots	Limited Ballots
REP Evan Young	1,188	58.96%	<div><div></div></div>	327	833	27	1	0
DEM Julia Maldonado	827	41.04%	<div><div></div></div>	211	587	28	1	0
Total Votes Cast	2,015	100.00%	<div><div></div></div>	538	1,420	55	2	0
Overvotes	0			0	0	0	0	0
Undervotes	63			18	43	2	0	0
Contest Totals	2,078			556	1,463	57	2	0

Judge, Court of Criminal Appeals, Place 5

Vote For 1

	TOTAL	VOTE %		Election Day	Early Voting	Ballot By Mail	Provisional Ballots	Limited Ballots
REP Scott Walker	1,191	59.25%	<div><div></div></div>	332	831	27	1	0
DEM Dana Huffman	819	40.75%	<div><div></div></div>	204	586	28	1	0
Total Votes Cast	2,010	100.00%	<div><div></div></div>	536	1,417	55	2	0
Overvotes	0			0	0	0	0	0
Undervotes	68			20	46	2	0	0
Contest Totals	2,078			556	1,463	57	2	0

PCT 059

Judge, Court of Criminal Appeals, Place 6

Vote For 1

	TOTAL	VOTE %		Election Day	Early Voting	Ballot By Mail	Provisional Ballots	Limited Ballots
REP Jesse F. McClure, III	1,185	59.10%	<div><div></div></div>	329	828	27	1	0
DEM Robert Johnson	820	40.90%	<div><div></div></div>	208	583	28	1	0
Total Votes Cast	2,005	100.00%	<div><div></div></div>	537	1,411	55	2	0
Overvotes	0			0	0	0	0	0
Undervotes	73			19	52	2	0	0
Contest Totals	2,078			556	1,463	57	2	0

Member, State Board of Education, District 12 CCD

Vote For 1

	TOTAL	VOTE %		Election Day	Early Voting	Ballot By Mail	Provisional Ballots	Limited Ballots
REP Pam Little	1,165	57.70%	<div><div></div></div>	324	813	27	1	0
DEM Alex Cornwallis	789	39.08%	<div><div></div></div>	195	565	28	1	0
LIB Christy Mowrey	65	3.22%	<div><div></div></div>	20	45	0	0	0
Write-In Totals	0	0.00%	<div><div></div></div>	0	0	0	0	0
Total Votes Cast	2,019	100.00%	<div><div></div></div>	539	1,423	55	2	0
Overvotes	0			0	0	0	0	0
Undervotes	59			17	40	2	0	0
Contest Totals	2,078			556	1,463	57	2	0

State Senator, District 8

Vote For 1

	TOTAL	VOTE %		Election Day	Early Voting	Ballot By Mail	Provisional Ballots	Limited Ballots
REP Angela Paxton	1,131	55.82%	<div><div></div></div>	320	784	26	1	0
DEM Jonathan Cocks	829	40.92%	<div><div></div></div>	198	599	31	1	0
LIB Edward Kless	66	3.26%	<div><div></div></div>	21	45	0	0	0
Total Votes Cast	2,026	100.00%	<div><div></div></div>	539	1,428	57	2	0
Overvotes	0			0	0	0	0	0
Undervotes	52			17	35	0	0	0
Contest Totals	2,078			556	1,463	57	2	0

Justice, 5th Court of Appeals District, Place 4

Vote For 1

	TOTAL	VOTE %		Election Day	Early Voting	Ballot By Mail	Provisional Ballots	Limited Ballots
REP Emily A. Miskel	1,186	59.36%	<div><div></div></div>	328	830	27	1	0
DEM Maricela Moore	812	40.64%	<div><div></div></div>	202	581	28	1	0
Total Votes Cast	1,998	100.00%	<div><div></div></div>	530	1,411	55	2	0
Overvotes	0			0	0	0	0	0
Undervotes	80			26	52	2	0	0
Contest Totals	2,078			556	1,463	57	2	0

PCT 059

Justice, 5th Court of Appeals District, Place 7

Vote For 1

	TOTAL	VOTE %		Election Day	Early Voting	Ballot By Mail	Provisional Ballots	Limited Ballots
REP Kristina Williams	1,170	58.44%	<div><div></div></div>	325	817	27	1	0
DEM Nancy Kennedy	832	41.56%	<div><div></div></div>	209	594	28	1	0
Total Votes Cast	2,002	100.00%	<div><div></div></div>	534	1,411	55	2	0
Overvotes	0			0	0	0	0	0
Undervotes	76			22	52	2	0	0
Contest Totals	2,078			556	1,463	57	2	0

County Judge CCD

Vote For 1

	TOTAL	VOTE %		Election Day	Early Voting	Ballot By Mail	Provisional Ballots	Limited Ballots
REP Chris Hill	1,191	58.84%	<div><div></div></div>	331	833	26	1	0
DEM Joshua Murray	833	41.16%	<div><div></div></div>	207	596	29	1	0
Total Votes Cast	2,024	100.00%	<div><div></div></div>	538	1,429	55	2	0
Overvotes	0			0	0	0	0	0
Undervotes	54			18	34	2	0	0
Contest Totals	2,078			556	1,463	57	2	0

District Clerk CCD

Vote For 1

	TOTAL	VOTE %		Election Day	Early Voting	Ballot By Mail	Provisional Ballots	Limited Ballots
REP Mike Gould	1,191	59.58%	<div><div></div></div>	334	829	27	1	0
DEM David Brignac	808	40.42%	<div><div></div></div>	200	579	28	1	0
Total Votes Cast	1,999	100.00%	<div><div></div></div>	534	1,408	55	2	0
Overvotes	0			0	0	0	0	0
Undervotes	79			22	55	2	0	0
Contest Totals	2,078			556	1,463	57	2	0

Justice of the Peace, Precinct 3

Vote For 1

	TOTAL	VOTE %		Election Day	Early Voting	Ballot By Mail	Provisional Ballots	Limited Ballots
REP Mike Missildine	1,198	60.02%	<div><div></div></div>	332	837	28	1	0
DEM Irvin Lynn Barrett	798	39.98%	<div><div></div></div>	201	569	27	1	0
Total Votes Cast	1,996	100.00%	<div><div></div></div>	533	1,406	55	2	0
Overvotes	0			0	0	0	0	0
Undervotes	82			23	57	2	0	0
Contest Totals	2,078			556	1,463	57	2	0

PCT 060

U. S. Representative District 3

Vote For 1

	TOTAL	VOTE %		Election Day	Early Voting	Ballot By Mail	Provisional Ballots	Limited Ballots
REP Keith Self	1,132	64.14%	<div><div></div></div>	319	797	14	2	0
DEM Sandeep Srivastava	586	33.20%	<div><div></div></div>	153	411	20	2	0
LIB Christopher Claytor	47	2.66%	<div><div></div></div>	14	32	1	0	0
Total Votes Cast	1,765	100.00%	<div><div></div></div>	486	1,240	35	4	0
Overvotes	0			0	0	0	0	0
Undervotes	27			7	20	0	0	0
Contest Totals	1,792			493	1,260	35	4	0

Governor

Vote For 1

	TOTAL	VOTE %		Election Day	Early Voting	Ballot By Mail	Provisional Ballots	Limited Ballots
REP Greg Abbott	1,124	62.90%	<div><div></div></div>	311	799	12	2	0
DEM Beto O'Rourke	635	35.53%	<div><div></div></div>	168	443	22	2	0
LIB Mark Tippetts	25	1.40%	<div><div></div></div>	12	12	1	0	0
GRN Delilah Barrios	3	0.17%	<div><div></div></div>	1	2	0	0	0
Write-In Totals	0	0.00%	<div><div></div></div>	0	0	0	0	0
Total Votes Cast	1,787	100.00%	<div><div></div></div>	492	1,256	35	4	0
Overvotes	0			0	0	0	0	0
Undervotes	5			1	4	0	0	0
Contest Totals	1,792			493	1,260	35	4	0

Lieutenant Governor

Vote For 1

	TOTAL	VOTE %		Election Day	Early Voting	Ballot By Mail	Provisional Ballots	Limited Ballots
REP Dan Patrick	1,073	60.72%	<div><div></div></div>	299	762	11	1	0
DEM Mike Collier	642	36.33%	<div><div></div></div>	176	439	24	3	0
LIB Shanna Steele	52	2.94%	<div><div></div></div>	10	42	0	0	0
Total Votes Cast	1,767	100.00%	<div><div></div></div>	485	1,243	35	4	0
Overvotes	0			0	0	0	0	0
Undervotes	25			8	17	0	0	0
Contest Totals	1,792			493	1,260	35	4	0

Attorney General





Vote For 1

	TOTAL	VOTE %		Election Day	Early Voting	Ballot By Mail	Provisional Ballots	Limited Ballots
REP Ken Paxton	1,065	60.61%	<div><div></div></div>	297	757	10	1	0
DEM Rochelle Mercedes Garza	625	35.57%	<div><div></div></div>	161	436	25	3	0
LIB Mark Ash	67	3.81%	<div><div></div></div>	22	45	0	0	0
Total Votes Cast	1,757	100.00%	<div><div></div></div>	480	1,238	35	4	0
Overvotes	0			0	0	0	0	0
Undervotes	35			13	22	0	0	0
Contest Totals	1,792			493	1,260	35	4	0

PCT 060






Comptroller of Public Accounts

Vote For 1

	TOTAL	VOTE %	Election Day	Early Voting	Ballot By Mail	Provisional Ballots	Limited Ballots
REP Glenn Hegar	1,160	66.29% 	327	818	13	2	0
DEM Janet T. Dudding	560	32.00% 	137	400	22	1	0
LIB V. Alonzo Echevarria-Garza	30	1.71% 	12	17	0	1	0
Total Votes Cast	1,750	100.00% 	476	1,235	35	4	0
Overvotes	0		0	0	0	0	0
Undervotes	42		17	25	0	0	0
Contest Totals	1,792		493	1,260	35	4	0




Commissioner of the General Land Office

Vote For 1

	TOTAL	VOTE %	Election Day	Early Voting	Ballot By Mail	Provisional Ballots	Limited Ballots
REP Dawn Buckingham	1,154	66.32% 	324	815	13	2	0
DEM Jay Kleberg	560	32.18% 	135	402	21	2	0
GRN Alfred Molison, Jr	25	1.44% 	11	13	1	0	0
Write-In Totals	1	0.06% 	1	0	0	0	0
Total Votes Cast	1,740	100.00% 	471	1,230	35	4	0
Overvotes	0		0	0	0	0	0
Undervotes	52		22	30	0	0	0
Contest Totals	1,792		493	1,260	35	4	0






Commissioner of Agriculture

Vote For 1

	TOTAL	VOTE %	Election Day	Early Voting	Ballot By Mail	Provisional Ballots	Limited Ballots
REP Sid Miller	1,148	65.86% 	321	813	12	2	0
DEM Susan Hays	595	34.14% 	152	418	23	2	0
Total Votes Cast	1,743	100.00% 	473	1,231	35	4	0
Overvotes	0		0	0	0	0	0
Undervotes	49		20	29	0	0	0
Contest Totals	1,792		493	1,260	35	4	0

Railroad Commissioner

Vote For 1

	TOTAL	VOTE %	Election Day	Early Voting	Ballot By Mail	Provisional Ballots	Limited Ballots
REP Wayne Christian	1,127	64.62% 	316	797	12	2	0
DEM Luke Warford	556	31.88% 	138	397	20	1	0
LIB Jaime Andres Diez	51	2.92% 	17	32	1	1	0
GRN Hunter Wayne Crow	10	0.57% 	3	5	2	0	0
Total Votes Cast	1,744	100.00% 	474	1,231	35	4	0
Overvotes	0		0	0	0	0	0
Undervotes	48		19	29	0	0	0
Contest Totals	1,792		493	1,260	35	4	0

PCT 060

Justice, Supreme Court, Place 3

Vote For 1

	TOTAL	VOTE %		Election Day	Early Voting	Ballot By Mail	Provisional Ballots	Limited Ballots
REP Debra Lehrmann	1,129	64.92%	<div><div></div></div>	312	801	14	2	0
DEM Erin A. Nowell	580	33.35%	<div><div></div></div>	152	406	20	2	0
LIB Thomas Edward Oxford	30	1.73%	<div><div></div></div>	9	21	0	0	0
Total Votes Cast	1,739	100.00%	<div><div></div></div>	473	1,228	34	4	0
Overvotes	0			0	0	0	0	0
Undervotes	53			20	32	1	0	0
Contest Totals	1,792			493	1,260	35	4	0

Justice, Supreme Court, Place 5

Vote For 1

	TOTAL	VOTE %		Election Day	Early Voting	Ballot By Mail	Provisional Ballots	Limited Ballots
REP Rebeca Huddle	1,152	66.32%	<div><div></div></div>	323	812	15	2	0
DEM Amanda Reichel	585	33.68%	<div><div></div></div>	150	414	19	2	0
Total Votes Cast	1,737	100.00%	<div><div></div></div>	473	1,226	34	4	0
Overvotes	0			0	0	0	0	0
Undervotes	55			20	34	1	0	0
Contest Totals	1,792			493	1,260	35	4	0

Justice, Supreme Court, Place 9

Vote For 1

	TOTAL	VOTE %		Election Day	Early Voting	Ballot By Mail	Provisional Ballots	Limited Ballots
REP Evan Young	1,135	65.42%	<div><div></div></div>	320	799	14	2	0
DEM Julia Maldonado	600	34.58%	<div><div></div></div>	153	425	20	2	0
Total Votes Cast	1,735	100.00%	<div><div></div></div>	473	1,224	34	4	0
Overvotes	0			0	0	0	0	0
Undervotes	57			20	36	1	0	0
Contest Totals	1,792			493	1,260	35	4	0

Judge, Court of Criminal Appeals, Place 5

Vote For 1

	TOTAL	VOTE %		Election Day	Early Voting	Ballot By Mail	Provisional Ballots	Limited Ballots
REP Scott Walker	1,140	65.93%	<div><div></div></div>	317	808	13	2	0
DEM Dana Huffman	589	34.07%	<div><div></div></div>	151	415	21	2	0
Total Votes Cast	1,729	100.00%	<div><div></div></div>	468	1,223	34	4	0
Overvotes	0			0	0	0	0	0
Undervotes	63			25	37	1	0	0
Contest Totals	1,792			493	1,260	35	4	0

PCT 060

Judge, Court of Criminal Appeals, Place 6

Vote For 1

	TOTAL	VOTE %		Election Day	Early Voting	Ballot By Mail	Provisional Ballots	Limited Ballots
REP Jesse F. McClure, III	1,140	66.05%	<div><div></div></div>	317	808	13	2	0
DEM Robert Johnson	586	33.95%	<div><div></div></div>	148	415	21	2	0
Total Votes Cast	1,726	100.00%	<div><div></div></div>	465	1,223	34	4	0
Overvotes	0			0	0	0	0	0
Undervotes	66			28	37	1	0	0
Contest Totals	1,792			493	1,260	35	4	0

Member, State Board of Education, District 12 CCD

Vote For 1

	TOTAL	VOTE %		Election Day	Early Voting	Ballot By Mail	Provisional Ballots	Limited Ballots
REP Pam Little	1,125	65.14%	<div><div></div></div>	321	789	13	2	0
DEM Alex Cornwallis	554	32.08%	<div><div></div></div>	132	400	20	2	0
LIB Christy Mowrey	48	2.78%	<div><div></div></div>	14	33	1	0	0
Write-In Totals	0	0.00%	<div><div></div></div>	0	0	0	0	0
Total Votes Cast	1,727	100.00%	<div><div></div></div>	467	1,222	34	4	0
Overvotes	0			0	0	0	0	0
Undervotes	65			26	38	1	0	0
Contest Totals	1,792			493	1,260	35	4	0

State Senator, District 8

Vote For 1

	TOTAL	VOTE %		Election Day	Early Voting	Ballot By Mail	Provisional Ballots	Limited Ballots
REP Angela Paxton	1,067	61.75%	<div><div></div></div>	301	754	10	2	0
DEM Jonathan Cocks	610	35.30%	<div><div></div></div>	154	430	24	2	0
LIB Edward Kless	51	2.95%	<div><div></div></div>	15	35	1	0	0
Total Votes Cast	1,728	100.00%	<div><div></div></div>	470	1,219	35	4	0
Overvotes	0			0	0	0	0	0
Undervotes	64			23	41	0	0	0
Contest Totals	1,792			493	1,260	35	4	0

Justice, 5th Court of Appeals District, Place 4

Vote For 1

	TOTAL	VOTE %		Election Day	Early Voting	Ballot By Mail	Provisional Ballots	Limited Ballots
REP Emily A. Miskel	1,129	66.10%	<div><div></div></div>	311	802	14	2	0
DEM Maricela Moore	579	33.90%	<div><div></div></div>	148	409	20	2	0
Total Votes Cast	1,708	100.00%	<div><div></div></div>	459	1,211	34	4	0
Overvotes	0			0	0	0	0	0
Undervotes	84			34	49	1	0	0
Contest Totals	1,792			493	1,260	35	4	0

PCT 060

Justice, 5th Court of Appeals District, Place 7

Vote For 1

	TOTAL	VOTE %		Election Day	Early Voting	Ballot By Mail	Provisional Ballots	Limited Ballots
REP Kristina Williams	1,124	65.58%	<div><div></div></div>	314	797	11	2	0
DEM Nancy Kennedy	590	34.42%	<div><div></div></div>	147	419	22	2	0
Total Votes Cast	1,714	100.00%	<div><div></div></div>	461	1,216	33	4	0
Overvotes	0			0	0	0	0	0
Undervotes	78			32	44	2	0	0
Contest Totals	1,792			493	1,260	35	4	0

County Judge CCD

Vote For 1

	TOTAL	VOTE %		Election Day	Early Voting	Ballot By Mail	Provisional Ballots	Limited Ballots
REP Chris Hill	1,126	65.12%	<div><div></div></div>	316	797	11	2	0
DEM Joshua Murray	603	34.88%	<div><div></div></div>	152	427	22	2	0
Total Votes Cast	1,729	100.00%	<div><div></div></div>	468	1,224	33	4	0
Overvotes	0			0	0	0	0	0
Undervotes	63			25	36	2	0	0
Contest Totals	1,792			493	1,260	35	4	0

District Clerk CCD

Vote For 1

	TOTAL	VOTE %		Election Day	Early Voting	Ballot By Mail	Provisional Ballots	Limited Ballots
REP Mike Gould	1,137	66.18%	<div><div></div></div>	314	810	11	2	0
DEM David Brignac	581	33.82%	<div><div></div></div>	147	410	22	2	0
Total Votes Cast	1,718	100.00%	<div><div></div></div>	461	1,220	33	4	0
Overvotes	0			0	0	0	0	0
Undervotes	74			32	40	2	0	0
Contest Totals	1,792			493	1,260	35	4	0

Justice of the Peace, Precinct 3

Vote For 1

	TOTAL	VOTE %		Election Day	Early Voting	Ballot By Mail	Provisional Ballots	Limited Ballots
REP Mike Missildine	1,137	66.45%	<div><div></div></div>	315	807	13	2	0
DEM Irvin Lynn Barrett	574	33.55%	<div><div></div></div>	145	407	20	2	0
Total Votes Cast	1,711	100.00%	<div><div></div></div>	460	1,214	33	4	0
Overvotes	0			0	0	0	0	0
Undervotes	81			33	46	2	0	0
Contest Totals	1,792			493	1,260	35	4	0

PCT 061

U. S. Representative District 3

Vote For 1

	TOTAL	VOTE %		Election Day	Early Voting	Ballot By Mail	Provisional Ballots	Limited Ballots
REP Keith Self	566	57.52%	<div><div></div></div>	119	420	26	1	0
DEM Sandeep Srivastava	395	40.14%	<div><div></div></div>	97	283	14	1	0
LIB Christopher Claytor	23	2.34%	<div><div></div></div>	2	20	1	0	0
Total Votes Cast	984	100.00%	<div><div></div></div>	218	723	41	2	0
Overvotes	0			0	0	0	0	0
Undervotes	10			1	7	2	0	0
Contest Totals	994			219	730	43	2	0

Governor

Vote For 1

	TOTAL	VOTE %		Election Day	Early Voting	Ballot By Mail	Provisional Ballots	Limited Ballots
REP Greg Abbott	548	55.30%	<div><div></div></div>	113	407	27	1	0
DEM Beto O'Rourke	429	43.29%	<div><div></div></div>	102	310	16	1	0
LIB Mark Tippetts	14	1.41%	<div><div></div></div>	3	11	0	0	0
GRN Delilah Barrios	0	0.00%	<div><div></div></div>	0	0	0	0	0
Write-In Totals	0	0.00%	<div><div></div></div>	0	0	0	0	0
Total Votes Cast	991	100.00%	<div><div></div></div>	218	728	43	2	0
Overvotes	0			0	0	0	0	0
Undervotes	3			1	2	0	0	0
Contest Totals	994			219	730	43	2	0

Lieutenant Governor

Vote For 1

	TOTAL	VOTE %		Election Day	Early Voting	Ballot By Mail	Provisional Ballots	Limited Ballots
REP Dan Patrick	529	53.65%	<div><div></div></div>	109	394	25	1	0
DEM Mike Collier	430	43.61%	<div><div></div></div>	100	312	17	1	0
LIB Shanna Steele	27	2.74%	<div><div></div></div>	7	19	1	0	0
Total Votes Cast	986	100.00%	<div><div></div></div>	216	725	43	2	0
Overvotes	0			0	0	0	0	0
Undervotes	8			3	5	0	0	0
Contest Totals	994			219	730	43	2	0

Attorney General

Vote For 1

	TOTAL	VOTE %		Election Day	Early Voting	Ballot By Mail	Provisional Ballots	Limited Ballots
REP Ken Paxton	508	52.21%	<div><div></div></div>	111	373	23	1	0
DEM Rochelle Mercedes Garza	418	42.96%	<div><div></div></div>	95	307	15	1	0
LIB Mark Ash	47	4.83%	<div><div></div></div>	7	37	3	0	0
Total Votes Cast	973	100.00%	<div><div></div></div>	213	717	41	2	0
Overvotes	0			0	0	0	0	0
Undervotes	21			6	13	2	0	0
Contest Totals	994			219	730	43	2	0

PCT 061

Comptroller of Public Accounts

Vote For 1

	TOTAL	VOTE %		Election Day	Early Voting	Ballot By Mail	Provisional Ballots	Limited Ballots
REP Glenn Hegar	576	59.14%	<div><div></div></div>	120	429	26	1	0
DEM Janet T. Dudding	380	39.01%	<div><div></div></div>	91	273	15	1	0
LIB V. Alonzo Echevarria-Garza	18	1.85%	<div><div></div></div>	4	13	1	0	0
Total Votes Cast	974	100.00%	<div><div></div></div>	215	715	42	2	0
Overvotes	0			0	0	0	0	0
Undervotes	20			4	15	1	0	0
Contest Totals	994			219	730	43	2	0

Commissioner of the General Land Office

Vote For 1

	TOTAL	VOTE %		Election Day	Early Voting	Ballot By Mail	Provisional Ballots	Limited Ballots
REP Dawn Buckingham	555	57.51%	<div><div></div></div>	115	412	27	1	0
DEM Jay Kleberg	401	41.55%	<div><div></div></div>	95	291	14	1	0
GRN Alfred Molison, Jr	9	0.93%	<div><div></div></div>	3	6	0	0	0
Write-In Totals	0	0.00%	<div><div></div></div>	0	0	0	0	0
Total Votes Cast	965	100.00%	<div><div></div></div>	213	709	41	2	0
Overvotes	0			0	0	0	0	0
Undervotes	29			6	21	2	0	0
Contest Totals	994			219	730	43	2	0

Commissioner of Agriculture

Vote For 1

	TOTAL	VOTE %		Election Day	Early Voting	Ballot By Mail	Provisional Ballots	Limited Ballots
REP Sid Miller	559	58.11%	<div><div></div></div>	118	413	27	1	0
DEM Susan Hays	403	41.89%	<div><div></div></div>	92	296	14	1	0
Total Votes Cast	962	100.00%	<div><div></div></div>	210	709	41	2	0
Overvotes	0			0	0	0	0	0
Undervotes	32			9	21	2	0	0
Contest Totals	994			219	730	43	2	0

Railroad Commissioner

Vote For 1

	TOTAL	VOTE %		Election Day	Early Voting	Ballot By Mail	Provisional Ballots	Limited Ballots
REP Wayne Christian	545	56.42%	<div><div></div></div>	116	402	26	1	0
DEM Luke Warford	386	39.96%	<div><div></div></div>	91	280	14	1	0
LIB Jaime Andres Diez	25	2.59%	<div><div></div></div>	4	20	1	0	0
GRN Hunter Wayne Crow	10	1.04%	<div><div></div></div>	2	8	0	0	0
Total Votes Cast	966	100.00%	<div><div></div></div>	213	710	41	2	0
Overvotes	0			0	0	0	0	0
Undervotes	28			6	20	2	0	0
Contest Totals	994			219	730	43	2	0

PCT 061

Justice, Supreme Court, Place 3

Vote For 1

	TOTAL	VOTE %		Election Day	Early Voting	Ballot By Mail	Provision al Ballots	Limited Ballots
REP Debra Lehrmann	557	57.66%	<div><div></div></div>	118	413	25	1	0
DEM Erin A. Nowell	391	40.48%	<div><div></div></div>	93	282	15	1	0
LIB Thomas Edward Oxford	18	1.86%	<div><div></div></div>	2	15	1	0	0
Total Votes Cast	966	100.00%	<div><div></div></div>	213	710	41	2	0
Overvotes	0			0	0	0	0	0
Undervotes	28			6	20	2	0	0
Contest Totals	994			219	730	43	2	0

Justice, Supreme Court, Place 5

Vote For 1

	TOTAL	VOTE %		Election Day	Early Voting	Ballot By Mail	Provision al Ballots	Limited Ballots
REP Rebeca Huddle	574	59.48%	<div><div></div></div>	121	425	27	1	0
DEM Amanda Reichel	391	40.52%	<div><div></div></div>	92	284	14	1	0
Total Votes Cast	965	100.00%	<div><div></div></div>	213	709	41	2	0
Overvotes	0			0	0	0	0	0
Undervotes	29			6	21	2	0	0
Contest Totals	994			219	730	43	2	0

Justice, Supreme Court, Place 9

Vote For 1

	TOTAL	VOTE %		Election Day	Early Voting	Ballot By Mail	Provision al Ballots	Limited Ballots
REP Evan Young	576	59.57%	<div><div></div></div>	121	427	27	1	0
DEM Julia Maldonado	391	40.43%	<div><div></div></div>	92	283	15	1	0
Total Votes Cast	967	100.00%	<div><div></div></div>	213	710	42	2	0
Overvotes	0			0	0	0	0	0
Undervotes	27			6	20	1	0	0
Contest Totals	994			219	730	43	2	0

Judge, Court of Criminal Appeals, Place 5

Vote For 1

	TOTAL	VOTE %		Election Day	Early Voting	Ballot By Mail	Provision al Ballots	Limited Ballots
REP Scott Walker	570	59.56%	<div><div></div></div>	123	419	27	1	0
DEM Dana Huffman	387	40.44%	<div><div></div></div>	88	284	14	1	0
Total Votes Cast	957	100.00%	<div><div></div></div>	211	703	41	2	0
Overvotes	0			0	0	0	0	0
Undervotes	37			8	27	2	0	0
Contest Totals	994			219	730	43	2	0

PCT 061

Judge, Court of Criminal Appeals, Place 6

Vote For 1

	TOTAL	VOTE %		Election Day	Early Voting	Ballot By Mail	Provisional Ballots	Limited Ballots
REP Jesse F. McClure, III	567	59.50%	<div><div></div></div>	121	419	26	1	0
DEM Robert Johnson	386	40.50%	<div><div></div></div>	89	282	14	1	0
Total Votes Cast	953	100.00%	<div><div></div></div>	210	701	40	2	0
Overvotes	0			0	0	0	0	0
Undervotes	41			9	29	3	0	0
Contest Totals	994			219	730	43	2	0

Member, State Board of Education, District 12 CCD

Vote For 1

	TOTAL	VOTE %		Election Day	Early Voting	Ballot By Mail	Provisional Ballots	Limited Ballots
REP Pam Little	551	57.28%	<div><div></div></div>	114	409	27	1	0
DEM Alex Cornwallis	384	39.92%	<div><div></div></div>	93	277	13	1	0
LIB Christy Mowrey	26	2.70%	<div><div></div></div>	6	19	1	0	0
Write-In Totals	1	0.10%	<div><div></div></div>	1	0	0	0	0
Total Votes Cast	962	100.00%	<div><div></div></div>	214	705	41	2	0
Overvotes	0			0	0	0	0	0
Undervotes	32			5	25	2	0	0
Contest Totals	994			219	730	43	2	0

State Senator, District 8

Vote For 1

	TOTAL	VOTE %		Election Day	Early Voting	Ballot By Mail	Provisional Ballots	Limited Ballots
REP Angela Paxton	529	54.65%	<div><div></div></div>	114	390	24	1	0
DEM Jonathan Cocks	413	42.67%	<div><div></div></div>	93	304	15	1	0
LIB Edward Kless	26	2.69%	<div><div></div></div>	5	20	1	0	0
Total Votes Cast	968	100.00%	<div><div></div></div>	212	714	40	2	0
Overvotes	0			0	0	0	0	0
Undervotes	26			7	16	3	0	0
Contest Totals	994			219	730	43	2	0

Justice, 5th Court of Appeals District, Place 4

Vote For 1

	TOTAL	VOTE %		Election Day	Early Voting	Ballot By Mail	Provisional Ballots	Limited Ballots
REP Emily A. Miskel	564	59.31%	<div><div></div></div>	122	414	27	1	0
DEM Maricela Moore	387	40.69%	<div><div></div></div>	90	282	14	1	0
Total Votes Cast	951	100.00%	<div><div></div></div>	212	696	41	2	0
Overvotes	0			0	0	0	0	0
Undervotes	43			7	34	2	0	0
Contest Totals	994			219	730	43	2	0

PCT 061

Justice, 5th Court of Appeals District, Place 7

Vote For 1

	TOTAL	VOTE %		Election Day	Early Voting	Ballot By Mail	Provisional Ballots	Limited Ballots
REP Kristina Williams	558	58.43%	<div><div></div></div>	118	412	27	1	0
DEM Nancy Kennedy	397	41.57%	<div><div></div></div>	93	288	15	1	0
Total Votes Cast	955	100.00%	<div><div></div></div>	211	700	42	2	0
Overvotes	0			0	0	0	0	0
Undervotes	39			8	30	1	0	0
Contest Totals	994			219	730	43	2	0

County Judge CCD

Vote For 1

	TOTAL	VOTE %		Election Day	Early Voting	Ballot By Mail	Provisional Ballots	Limited Ballots
REP Chris Hill	569	58.90%	<div><div></div></div>	119	422	27	1	0
DEM Joshua Murray	397	41.10%	<div><div></div></div>	93	289	14	1	0
Total Votes Cast	966	100.00%	<div><div></div></div>	212	711	41	2	0
Overvotes	0			0	0	0	0	0
Undervotes	28			7	19	2	0	0
Contest Totals	994			219	730	43	2	0

District Clerk CCD

Vote For 1

	TOTAL	VOTE %		Election Day	Early Voting	Ballot By Mail	Provisional Ballots	Limited Ballots
REP Mike Gould	571	59.67%	<div><div></div></div>	122	421	27	1	0
DEM David Brignac	386	40.33%	<div><div></div></div>	89	283	13	1	0
Total Votes Cast	957	100.00%	<div><div></div></div>	211	704	40	2	0
Overvotes	0			0	0	0	0	0
Undervotes	37			8	26	3	0	0
Contest Totals	994			219	730	43	2	0

Justice of the Peace, Precinct 3

Vote For 1

	TOTAL	VOTE %		Election Day	Early Voting	Ballot By Mail	Provisional Ballots	Limited Ballots
REP Mike Missildine	575	59.83%	<div><div></div></div>	119	428	27	1	0
DEM Irvin Lynn Barrett	386	40.17%	<div><div></div></div>	93	278	14	1	0
Total Votes Cast	961	100.00%	<div><div></div></div>	212	706	41	2	0
Overvotes	0			0	0	0	0	0
Undervotes	33			7	24	2	0	0
Contest Totals	994			219	730	43	2	0

PCT 062

U. S. Representative, District 4

Vote For 1

	TOTAL	VOTE %		Election Day	Early Voting	Ballot By Mail	Provisional Ballots	Limited Ballots
REP Pat Fallon	606	43.94%	<div><div></div></div>	195	382	28	1	0
DEM Iro Omere	732	53.08%	<div><div></div></div>	200	493	38	1	0
LIB John Simmons	41	2.97%	<div><div></div></div>	25	16	0	0	0
Total Votes Cast	1,379	100.00%	<div><div></div></div>	420	891	66	2	0
Overvotes	0			0	0	0	0	0
Undervotes	40			19	16	5	0	0
Contest Totals	1,419			439	907	71	2	0

Governor

Vote For 1

	TOTAL	VOTE %		Election Day	Early Voting	Ballot By Mail	Provisional Ballots	Limited Ballots
REP Greg Abbott	596	42.09%	<div><div></div></div>	195	370	30	1	0
DEM Beto O'Rourke	791	55.86%	<div><div></div></div>	223	527	40	1	0
LIB Mark Tippetts	22	1.55%	<div><div></div></div>	16	6	0	0	0
GRN Delilah Barrios	5	0.35%	<div><div></div></div>	4	1	0	0	0
Write-In Totals	2	0.14%	<div><div></div></div>	0	1	1	0	0
Total Votes Cast	1,416	100.00%	<div><div></div></div>	438	905	71	2	0
Overvotes	0			0	0	0	0	0
Undervotes	3			1	2	0	0	0
Contest Totals	1,419			439	907	71	2	0

Lieutenant Governor

Vote For 1

	TOTAL	VOTE %		Election Day	Early Voting	Ballot By Mail	Provisional Ballots	Limited Ballots
REP Dan Patrick	558	39.91%	<div><div></div></div>	181	349	27	1	0
DEM Mike Collier	795	56.87%	<div><div></div></div>	220	531	43	1	0
LIB Shanna Steele	45	3.22%	<div><div></div></div>	26	19	0	0	0
Total Votes Cast	1,398	100.00%	<div><div></div></div>	427	899	70	2	0
Overvotes	0			0	0	0	0	0
Undervotes	21			12	8	1	0	0
Contest Totals	1,419			439	907	71	2	0

Attorney General

Vote For 1

	TOTAL	VOTE %		Election Day	Early Voting	Ballot By Mail	Provisional Ballots	Limited Ballots
REP Ken Paxton	551	39.47%	<div><div></div></div>	184	341	25	1	0
DEM Rochelle Mercedes Garza	775	55.52%	<div><div></div></div>	212	520	42	1	0
LIB Mark Ash	70	5.01%	<div><div></div></div>	32	36	2	0	0
Total Votes Cast	1,396	100.00%	<div><div></div></div>	428	897	69	2	0
Overvotes	0			0	0	0	0	0
Undervotes	23			11	10	2	0	0
Contest Totals	1,419			439	907	71	2	0

PCT 062

Comptroller of Public Accounts

Vote For 1

	TOTAL	VOTE %		Election Day	Early Voting	Ballot By Mail	Provisional Ballots	Limited Ballots
REP Glenn Hegar	630	45.75%	<div><div></div></div>	201	397	31	1	0
DEM Janet T. Dudding	703	51.05%	<div><div></div></div>	189	475	38	1	0
LIB V. Alonzo Echevarria-Garza	44	3.20%	<div><div></div></div>	26	17	1	0	0
Total Votes Cast	1,377	100.00%	<div><div></div></div>	416	889	70	2	0
Overvotes	0			0	0	0	0	0
Undervotes	42			23	18	1	0	0
Contest Totals	1,419			439	907	71	2	0

Commissioner of the General Land Office

Vote For 1

	TOTAL	VOTE %		Election Day	Early Voting	Ballot By Mail	Provisional Ballots	Limited Ballots
REP Dawn Buckingham	612	44.64%	<div><div></div></div>	209	375	27	1	0
DEM Jay Kleberg	733	53.46%	<div><div></div></div>	194	498	40	1	0
GRN Alfred Molison, Jr	25	1.82%	<div><div></div></div>	9	14	2	0	0
Write-In Totals	2	0.15%	<div><div></div></div>	2	0	0	0	0
Total Votes Cast	1,371	100.00%	<div><div></div></div>	413	887	69	2	0
Overvotes	0			0	0	0	0	0
Undervotes	48			26	20	2	0	0
Contest Totals	1,419			439	907	71	2	0

Commissioner of Agriculture

Vote For 1

	TOTAL	VOTE %		Election Day	Early Voting	Ballot By Mail	Provisional Ballots	Limited Ballots
REP Sid Miller	615	44.96%	<div><div></div></div>	203	384	27	1	0
DEM Susan Hays	753	55.04%	<div><div></div></div>	208	502	42	1	0
Total Votes Cast	1,368	100.00%	<div><div></div></div>	411	886	69	2	0
Overvotes	0			0	0	0	0	0
Undervotes	51			28	21	2	0	0
Contest Totals	1,419			439	907	71	2	0

Railroad Commissioner

Vote For 1

	TOTAL	VOTE %		Election Day	Early Voting	Ballot By Mail	Provisional Ballots	Limited Ballots
REP Wayne Christian	596	43.38%	<div><div></div></div>	195	374	26	1	0
DEM Luke Warford	711	51.75%	<div><div></div></div>	183	486	41	1	0
LIB Jaime Andres Diez	50	3.64%	<div><div></div></div>	29	20	1	0	0
GRN Hunter Wayne Crow	17	1.24%	<div><div></div></div>	10	6	1	0	0
Total Votes Cast	1,374	100.00%	<div><div></div></div>	417	886	69	2	0
Overvotes	0			0	0	0	0	0
Undervotes	45			22	21	2	0	0
Contest Totals	1,419			439	907	71	2	0

PCT 062

Justice, Supreme Court, Place 3

Vote For 1

	TOTAL	VOTE %		Election Day	Early Voting	Ballot By Mail	Provisional Ballots	Limited Ballots
REP Debra Lehrmann	610	44.82%	<div><div></div></div>	196	383	30	1	0
DEM Erin A. Nowell	717	52.68%	<div><div></div></div>	197	482	37	1	0
LIB Thomas Edward Oxford	34	2.50%	<div><div></div></div>	20	14	0	0	0
Total Votes Cast	1,361	100.00%	<div><div></div></div>	413	879	67	2	0
Overvotes	0			0	0	0	0	0
Undervotes	58			26	28	4	0	0
Contest Totals	1,419			439	907	71	2	0

Justice, Supreme Court, Place 5

Vote For 1

	TOTAL	VOTE %		Election Day	Early Voting	Ballot By Mail	Provisional Ballots	Limited Ballots
REP Rebeca Huddle	623	46.01%	<div><div></div></div>	207	386	29	1	0
DEM Amanda Reichel	731	53.99%	<div><div></div></div>	201	493	36	1	0
Total Votes Cast	1,354	100.00%	<div><div></div></div>	408	879	65	2	0
Overvotes	0			0	0	0	0	0
Undervotes	65			31	28	6	0	0
Contest Totals	1,419			439	907	71	2	0

Justice, Supreme Court, Place 9

Vote For 1

	TOTAL	VOTE %		Election Day	Early Voting	Ballot By Mail	Provisional Ballots	Limited Ballots
REP Evan Young	616	45.26%	<div><div></div></div>	203	383	29	1	0
DEM Julia Maldonado	745	54.74%	<div><div></div></div>	208	498	38	1	0
Total Votes Cast	1,361	100.00%	<div><div></div></div>	411	881	67	2	0
Overvotes	0			0	0	0	0	0
Undervotes	58			28	26	4	0	0
Contest Totals	1,419			439	907	71	2	0

Judge, Court of Criminal Appeals, Place 5

Vote For 1

	TOTAL	VOTE %		Election Day	Early Voting	Ballot By Mail	Provisional Ballots	Limited Ballots
REP Scott Walker	603	44.73%	<div><div></div></div>	202	373	27	1	0
DEM Dana Huffman	745	55.27%	<div><div></div></div>	206	500	38	1	0
Total Votes Cast	1,348	100.00%	<div><div></div></div>	408	873	65	2	0
Overvotes	0			0	0	0	0	0
Undervotes	71			31	34	6	0	0
Contest Totals	1,419			439	907	71	2	0

PCT 062

Judge, Court of Criminal Appeals, Place 6

Vote For 1

	TOTAL	VOTE %		Election Day	Early Voting	Ballot By Mail	Provisional Ballots	Limited Ballots
REP Jesse F. McClure, III	609	45.38%	<div><div></div></div>	200	381	27	1	0
DEM Robert Johnson	733	54.62%	<div><div></div></div>	202	493	37	1	0
Total Votes Cast	1,342	100.00%	<div><div></div></div>	402	874	64	2	0
Overvotes	0			0	0	0	0	0
Undervotes	77			37	33	7	0	0
Contest Totals	1,419			439	907	71	2	0

Member, State Board of Education, District 12 CCD

Vote For 1

	TOTAL	VOTE %		Election Day	Early Voting	Ballot By Mail	Provisional Ballots	Limited Ballots
REP Pam Little	598	43.87%	<div><div></div></div>	195	374	28	1	0
DEM Alex Cornwallis	707	51.87%	<div><div></div></div>	193	476	37	1	0
LIB Christy Mowrey	57	4.18%	<div><div></div></div>	23	30	4	0	0
Write-In Totals	2	0.15%	<div><div></div></div>	2	0	0	0	0
Total Votes Cast	1,363	100.00%	<div><div></div></div>	412	880	69	2	0
Overvotes	0			0	0	0	0	0
Undervotes	56			27	27	2	0	0
Contest Totals	1,419			439	907	71	2	0

State Senator, District 8

Vote For 1

	TOTAL	VOTE %		Election Day	Early Voting	Ballot By Mail	Provisional Ballots	Limited Ballots
REP Angela Paxton	561	40.92%	<div><div></div></div>	186	350	24	1	0
DEM Jonathan Cocks	758	55.29%	<div><div></div></div>	203	512	42	1	0
LIB Edward Kless	52	3.79%	<div><div></div></div>	28	22	2	0	0
Total Votes Cast	1,371	100.00%	<div><div></div></div>	417	884	68	2	0
Overvotes	0			0	0	0	0	0
Undervotes	48			22	23	3	0	0
Contest Totals	1,419			439	907	71	2	0

State Representative, District 67

Vote For 1

	TOTAL	VOTE %		Election Day	Early Voting	Ballot By Mail	Provisional Ballots	Limited Ballots
REP Jeff Leach	625	45.96%	<div><div></div></div>	202	388	34	1	0
DEM Kevin Morris	735	54.04%	<div><div></div></div>	204	495	35	1	0
Total Votes Cast	1,360	100.00%	<div><div></div></div>	406	883	69	2	0
Overvotes	0			0	0	0	0	0
Undervotes	59			33	24	2	0	0
Contest Totals	1,419			439	907	71	2	0

PCT 062

Justice, 5th Court of Appeals District, Place 4

Vote For 1

	TOTAL	VOTE %		Election Day	Early Voting	Ballot By Mail	Provisional Ballots	Limited Ballots
REP Emily A. Miskel	610	45.25%	<div><div></div></div>	203	378	28	1	0
DEM Maricela Moore	738	54.75%	<div><div></div></div>	205	497	35	1	0
Total Votes Cast	1,348	100.00%	<div><div></div></div>	408	875	63	2	0
Overvotes	0			0	0	0	0	0
Undervotes	71			31	32	8	0	0
Contest Totals	1,419			439	907	71	2	0

Justice, 5th Court of Appeals District, Place 7

Vote For 1

	TOTAL	VOTE %		Election Day	Early Voting	Ballot By Mail	Provisional Ballots	Limited Ballots
REP Kristina Williams	600	44.61%	<div><div></div></div>	198	374	27	1	0
DEM Nancy Kennedy	745	55.39%	<div><div></div></div>	208	500	36	1	0
Total Votes Cast	1,345	100.00%	<div><div></div></div>	406	874	63	2	0
Overvotes	0			0	0	0	0	0
Undervotes	74			33	33	8	0	0
Contest Totals	1,419			439	907	71	2	0

County Judge CCD

Vote For 1

	TOTAL	VOTE %		Election Day	Early Voting	Ballot By Mail	Provisional Ballots	Limited Ballots
REP Chris Hill	612	45.23%	<div><div></div></div>	205	378	28	1	0
DEM Joshua Murray	741	54.77%	<div><div></div></div>	202	504	35	0	0
Total Votes Cast	1,353	100.00%	<div><div></div></div>	407	882	63	1	0
Overvotes	0			0	0	0	0	0
Undervotes	66			32	25	8	1	0
Contest Totals	1,419			439	907	71	2	0

District Clerk CCD

Vote For 1

	TOTAL	VOTE %		Election Day	Early Voting	Ballot By Mail	Provisional Ballots	Limited Ballots
REP Mike Gould	616	45.90%	<div><div></div></div>	205	382	28	1	0
DEM David Brignac	726	54.10%	<div><div></div></div>	201	489	35	1	0
Total Votes Cast	1,342	100.00%	<div><div></div></div>	406	871	63	2	0
Overvotes	0			0	0	0	0	0
Undervotes	77			33	36	8	0	0
Contest Totals	1,419			439	907	71	2	0

PCT 062

County Commissioner, Precinct 4

Vote For 1

	TOTAL	VOTE %		Election Day	Early Voting	Ballot By Mail	Provision al Ballots	Limited Ballots
REP Duncan Webb	632	46.57%	<div><div></div></div>	201	396	34	1	0
DEM Jeffrey Williams	725	53.43%	<div><div></div></div>	207	486	31	1	0
Total Votes Cast	1,357	100.00%	<div><div></div></div>	408	882	65	2	0
Overvotes	0			0	0	0	0	0
Undervotes	62			31	25	6	0	0
Contest Totals	1,419			439	907	71	2	0

Justice of the Peace, Precinct 3

Vote For 1

	TOTAL	VOTE %		Election Day	Early Voting	Ballot By Mail	Provision al Ballots	Limited Ballots
REP Mike Missildine	628	46.38%	<div><div></div></div>	208	390	29	1	0
DEM Irvin Lynn Barrett	726	53.62%	<div><div></div></div>	201	490	34	1	0
Total Votes Cast	1,354	100.00%	<div><div></div></div>	409	880	63	2	0
Overvotes	0			0	0	0	0	0
Undervotes	65			30	27	8	0	0
Contest Totals	1,419			439	907	71	2	0

PCT 063

U. S. Representative District 3

Vote For 1

	TOTAL	VOTE %		Election Day	Early Voting	Ballot By Mail	Provisional Ballots	Limited Ballots
REP Keith Self	734	54.49%	<div><div></div></div>	158	539	36	1	0
DEM Sandeep Srivastava	576	42.76%	<div><div></div></div>	78	453	45	0	0
LIB Christopher Claytor	37	2.75%	<div><div></div></div>	9	26	2	0	0
Total Votes Cast	1,347	100.00%	<div><div></div></div>	245	1,018	83	1	0
Overvotes	0			0	0	0	0	0
Undervotes	18			0	17	1	0	0
Contest Totals	1,365			245	1,035	84	1	0

Governor

Vote For 1

	TOTAL	VOTE %		Election Day	Early Voting	Ballot By Mail	Provisional Ballots	Limited Ballots
REP Greg Abbott	728	53.57%	<div><div></div></div>	155	538	34	1	0
DEM Beto O'Rourke	603	44.37%	<div><div></div></div>	81	473	49	0	0
LIB Mark Tippetts	24	1.77%	<div><div></div></div>	8	15	1	0	0
GRN Delilah Barrios	2	0.15%	<div><div></div></div>	0	2	0	0	0
Write-In Totals	4	0.29%	<div><div></div></div>	0	4	0	0	0
Total Votes Cast	1,359	100.00%	<div><div></div></div>	244	1,030	84	1	0
Overvotes	0			0	0	0	0	0
Undervotes	6			1	5	0	0	0
Contest Totals	1,365			245	1,035	84	1	0

Lieutenant Governor

Vote For 1

	TOTAL	VOTE %		Election Day	Early Voting	Ballot By Mail	Provisional Ballots	Limited Ballots
REP Dan Patrick	700	51.93%	<div><div></div></div>	151	520	28	1	0
DEM Mike Collier	616	45.70%	<div><div></div></div>	82	479	55	0	0
LIB Shanna Steele	32	2.37%	<div><div></div></div>	9	22	1	0	0
Total Votes Cast	1,348	100.00%	<div><div></div></div>	242	1,021	84	1	0
Overvotes	0			0	0	0	0	0
Undervotes	17			3	14	0	0	0
Contest Totals	1,365			245	1,035	84	1	0

Attorney General

Vote For 1

	TOTAL	VOTE %		Election Day	Early Voting	Ballot By Mail	Provisional Ballots	Limited Ballots
REP Ken Paxton	672	50.37%	<div><div></div></div>	149	500	22	1	0
DEM Rochelle Mercedes Garza	607	45.50%	<div><div></div></div>	77	477	53	0	0
LIB Mark Ash	55	4.12%	<div><div></div></div>	14	35	6	0	0
Total Votes Cast	1,334	100.00%	<div><div></div></div>	240	1,012	81	1	0
Overvotes	0			0	0	0	0	0
Undervotes	31			5	23	3	0	0
Contest Totals	1,365			245	1,035	84	1	0

PCT 063

Comptroller of Public Accounts

Vote For 1

	TOTAL	VOTE %		Election Day	Early Voting	Ballot By Mail	Provisional Ballots	Limited Ballots
REP Glenn Hegar	760	57.14%	<div><div></div></div>	160	561	38	1	0
DEM Janet T. Dudding	546	41.05%	<div><div></div></div>	72	432	42	0	0
LIB V. Alonzo Echevarria-Garza	24	1.80%	<div><div></div></div>	7	16	1	0	0
Total Votes Cast	1,330	100.00%	<div><div></div></div>	239	1,009	81	1	0
Overvotes	0			0	0	0	0	0
Undervotes	35			6	26	3	0	0
Contest Totals	1,365			245	1,035	84	1	0

Commissioner of the General Land Office

Vote For 1

	TOTAL	VOTE %		Election Day	Early Voting	Ballot By Mail	Provisional Ballots	Limited Ballots
REP Dawn Buckingham	739	55.65%	<div><div></div></div>	159	549	30	1	0
DEM Jay Kleberg	572	43.07%	<div><div></div></div>	74	450	48	0	0
GRN Alfred Molison, Jr	16	1.20%	<div><div></div></div>	7	9	0	0	0
Write-In Totals	2	0.15%	<div><div></div></div>	2	0	0	0	0
Total Votes Cast	1,328	100.00%	<div><div></div></div>	241	1,008	78	1	0
Overvotes	0			0	0	0	0	0
Undervotes	37			4	27	6	0	0
Contest Totals	1,365			245	1,035	84	1	0

Commissioner of Agriculture

Vote For 1

	TOTAL	VOTE %		Election Day	Early Voting	Ballot By Mail	Provisional Ballots	Limited Ballots
REP Sid Miller	742	55.83%	<div><div></div></div>	158	554	29	1	0
DEM Susan Hays	587	44.17%	<div><div></div></div>	79	457	51	0	0
Total Votes Cast	1,329	100.00%	<div><div></div></div>	237	1,011	80	1	0
Overvotes	0			0	0	0	0	0
Undervotes	36			8	24	4	0	0
Contest Totals	1,365			245	1,035	84	1	0

Railroad Commissioner

Vote For 1

	TOTAL	VOTE %		Election Day	Early Voting	Ballot By Mail	Provisional Ballots	Limited Ballots
REP Wayne Christian	724	54.60%	<div><div></div></div>	155	537	31	1	0
DEM Luke Warford	565	42.61%	<div><div></div></div>	70	447	48	0	0
LIB Jaime Andres Diez	29	2.19%	<div><div></div></div>	12	16	1	0	0
GRN Hunter Wayne Crow	8	0.60%	<div><div></div></div>	3	5	0	0	0
Total Votes Cast	1,326	100.00%	<div><div></div></div>	240	1,005	80	1	0
Overvotes	0			0	0	0	0	0
Undervotes	39			5	30	4	0	0
Contest Totals	1,365			245	1,035	84	1	0

PCT 063

Justice, Supreme Court, Place 3

Vote For 1

	TOTAL	VOTE %		Election Day	Early Voting	Ballot By Mail	Provisional Ballots	Limited Ballots
REP Debra Lehrmann	754	57.16%	<div><div></div></div>	164	555	34	1	0
DEM Erin A. Nowell	541	41.02%	<div><div></div></div>	70	428	43	0	0
LIB Thomas Edward Oxford	24	1.82%	<div><div></div></div>	6	17	1	0	0
Total Votes Cast	1,319	100.00%	<div><div></div></div>	240	1,000	78	1	0
Overvotes	0			0	0	0	0	0
Undervotes	46			5	35	6	0	0
Contest Totals	1,365			245	1,035	84	1	0

Justice, Supreme Court, Place 5

Vote For 1

	TOTAL	VOTE %		Election Day	Early Voting	Ballot By Mail	Provisional Ballots	Limited Ballots
REP Rebeca Huddle	758	57.56%	<div><div></div></div>	162	558	37	1	0
DEM Amanda Reichel	559	42.44%	<div><div></div></div>	77	440	42	0	0
Total Votes Cast	1,317	100.00%	<div><div></div></div>	239	998	79	1	0
Overvotes	0			0	0	0	0	0
Undervotes	48			6	37	5	0	0
Contest Totals	1,365			245	1,035	84	1	0

Justice, Supreme Court, Place 9

Vote For 1

	TOTAL	VOTE %		Election Day	Early Voting	Ballot By Mail	Provisional Ballots	Limited Ballots
REP Evan Young	753	57.18%	<div><div></div></div>	161	554	37	1	0
DEM Julia Maldonado	564	42.82%	<div><div></div></div>	78	444	42	0	0
Total Votes Cast	1,317	100.00%	<div><div></div></div>	239	998	79	1	0
Overvotes	0			0	0	0	0	0
Undervotes	48			6	37	5	0	0
Contest Totals	1,365			245	1,035	84	1	0

Judge, Court of Criminal Appeals, Place 5

Vote For 1

	TOTAL	VOTE %		Election Day	Early Voting	Ballot By Mail	Provisional Ballots	Limited Ballots
REP Scott Walker	737	56.39%	<div><div></div></div>	160	545	31	1	0
DEM Dana Huffman	570	43.61%	<div><div></div></div>	77	448	45	0	0
Total Votes Cast	1,307	100.00%	<div><div></div></div>	237	993	76	1	0
Overvotes	0			0	0	0	0	0
Undervotes	58			8	42	8	0	0
Contest Totals	1,365			245	1,035	84	1	0

PCT 063

Judge, Court of Criminal Appeals, Place 6

Vote For 1

	TOTAL	VOTE %		Election Day	Early Voting	Ballot By Mail	Provisional Ballots	Limited Ballots
REP Jesse F. McClure, III	741	56.96%	<div><div></div></div>	159	548	33	1	0
DEM Robert Johnson	560	43.04%	<div><div></div></div>	79	439	42	0	0
Total Votes Cast	1,301	100.00%	<div><div></div></div>	238	987	75	1	0
Overvotes	0			0	0	0	0	0
Undervotes	64			7	48	9	0	0
Contest Totals	1,365			245	1,035	84	1	0

Member, State Board of Education, District 12 CCD

Vote For 1

	TOTAL	VOTE %		Election Day	Early Voting	Ballot By Mail	Provisional Ballots	Limited Ballots
REP Pam Little	735	55.89%	<div><div></div></div>	154	545	35	1	0
DEM Alex Cornwallis	549	41.75%	<div><div></div></div>	73	434	42	0	0
LIB Christy Mowrey	30	2.28%	<div><div></div></div>	12	17	1	0	0
Write-In Totals	1	0.08%	<div><div></div></div>	0	1	0	0	0
Total Votes Cast	1,315	100.00%	<div><div></div></div>	239	997	78	1	0
Overvotes	0			0	0	0	0	0
Undervotes	50			6	38	6	0	0
Contest Totals	1,365			245	1,035	84	1	0

State Senator, District 8

Vote For 1

	TOTAL	VOTE %		Election Day	Early Voting	Ballot By Mail	Provisional Ballots	Limited Ballots
REP Angela Paxton	690	52.23%	<div><div></div></div>	153	511	25	1	0
DEM Jonathan Cocks	586	44.36%	<div><div></div></div>	75	463	48	0	0
LIB Edward Kless	45	3.41%	<div><div></div></div>	12	30	3	0	0
Total Votes Cast	1,321	100.00%	<div><div></div></div>	240	1,004	76	1	0
Overvotes	0			0	0	0	0	0
Undervotes	44			5	31	8	0	0
Contest Totals	1,365			245	1,035	84	1	0

State Representative, District 67

Vote For 1

	TOTAL	VOTE %		Election Day	Early Voting	Ballot By Mail	Provisional Ballots	Limited Ballots
REP Jeff Leach	762	57.51%	<div><div></div></div>	165	560	36	1	0
DEM Kevin Morris	563	42.49%	<div><div></div></div>	77	445	41	0	0
Total Votes Cast	1,325	100.00%	<div><div></div></div>	242	1,005	77	1	0
Overvotes	0			0	0	0	0	0
Undervotes	40			3	30	7	0	0
Contest Totals	1,365			245	1,035	84	1	0

PCT 063

Justice, 5th Court of Appeals District, Place 4

Vote For 1

	TOTAL	VOTE %		Election Day	Early Voting	Ballot By Mail	Provisional Ballots	Limited Ballots
REP Emily A. Miskel	742	57.21%	<div><div></div></div>	162	548	31	1	0
DEM Maricela Moore	555	42.79%	<div><div></div></div>	75	438	42	0	0
Total Votes Cast	1,297	100.00%	<div><div></div></div>	237	986	73	1	0
Overvotes	0			0	0	0	0	0
Undervotes	68			8	49	11	0	0
Contest Totals	1,365			245	1,035	84	1	0

Justice, 5th Court of Appeals District, Place 7

Vote For 1

	TOTAL	VOTE %		Election Day	Early Voting	Ballot By Mail	Provisional Ballots	Limited Ballots
REP Kristina Williams	738	56.99%	<div><div></div></div>	159	548	30	1	0
DEM Nancy Kennedy	557	43.01%	<div><div></div></div>	77	438	42	0	0
Total Votes Cast	1,295	100.00%	<div><div></div></div>	236	986	72	1	0
Overvotes	0			0	0	0	0	0
Undervotes	70			9	49	12	0	0
Contest Totals	1,365			245	1,035	84	1	0

County Judge CCD

Vote For 1

	TOTAL	VOTE %		Election Day	Early Voting	Ballot By Mail	Provisional Ballots	Limited Ballots
REP Chris Hill	745	56.70%	<div><div></div></div>	159	553	32	1	0
DEM Joshua Murray	569	43.30%	<div><div></div></div>	78	449	42	0	0
Total Votes Cast	1,314	100.00%	<div><div></div></div>	237	1,002	74	1	0
Overvotes	0			0	0	0	0	0
Undervotes	51			8	33	10	0	0
Contest Totals	1,365			245	1,035	84	1	0

District Clerk CCD

Vote For 1

	TOTAL	VOTE %		Election Day	Early Voting	Ballot By Mail	Provisional Ballots	Limited Ballots
REP Mike Gould	753	57.88%	<div><div></div></div>	159	559	34	1	0
DEM David Brignac	548	42.12%	<div><div></div></div>	75	432	41	0	0
Total Votes Cast	1,301	100.00%	<div><div></div></div>	234	991	75	1	0
Overvotes	0			0	0	0	0	0
Undervotes	64			11	44	9	0	0
Contest Totals	1,365			245	1,035	84	1	0

PCT 063

County Commissioner, Precinct 4

Vote For 1

	TOTAL	VOTE %		Election Day	Early Voting	Ballot By Mail	Provision al Ballots	Limited Ballots
REP Duncan Webb	761	58.09%	<div><div></div></div>	157	566	37	1	0
DEM Jeffrey Williams	549	41.91%	<div><div></div></div>	78	433	38	0	0
Total Votes Cast	1,310	100.00%	<div><div></div></div>	235	999	75	1	0
Overvotes	0			0	0	0	0	0
Undervotes	55			10	36	9	0	0
Contest Totals	1,365			245	1,035	84	1	0

Justice of the Peace, Precinct 3

Vote For 1

	TOTAL	VOTE %		Election Day	Early Voting	Ballot By Mail	Provision al Ballots	Limited Ballots
REP Mike Missildine	749	57.57%	<div><div></div></div>	156	558	34	1	0
DEM Irvin Lynn Barrett	552	42.43%	<div><div></div></div>	76	435	41	0	0
Total Votes Cast	1,301	100.00%	<div><div></div></div>	232	993	75	1	0
Overvotes	0			0	0	0	0	0
Undervotes	64			13	42	9	0	0
Contest Totals	1,365			245	1,035	84	1	0

PCT 064

U. S. Representative District 3

Vote For 1

	TOTAL	VOTE %		Election Day	Early Voting	Ballot By Mail	Provisional Ballots	Limited Ballots
REP Keith Self	675	47.64%	<div><div></div></div>	172	476	25	2	0
DEM Sandeep Srivastava	694	48.98%	<div><div></div></div>	162	498	34	0	0
LIB Christopher Claytor	48	3.39%	<div><div></div></div>	11	33	4	0	0
Total Votes Cast	1,417	100.00%	<div><div></div></div>	345	1,007	63	2	0
Overvotes	0			0	0	0	0	0
Undervotes	29			6	23	0	0	0
Contest Totals	1,446			351	1,030	63	2	0

Governor

Vote For 1

	TOTAL	VOTE %		Election Day	Early Voting	Ballot By Mail	Provisional Ballots	Limited Ballots
REP Greg Abbott	657	45.66%	<div><div></div></div>	163	465	27	2	0
DEM Beto O'Rourke	765	53.16%	<div><div></div></div>	181	549	35	0	0
LIB Mark Tippetts	13	0.90%	<div><div></div></div>	4	8	1	0	0
GRN Delilah Barrios	3	0.21%	<div><div></div></div>	1	2	0	0	0
Write-In Totals	1	0.07%	<div><div></div></div>	0	1	0	0	0
Total Votes Cast	1,439	100.00%	<div><div></div></div>	349	1,025	63	2	0
Overvotes	0			0	0	0	0	0
Undervotes	7			2	5	0	0	0
Contest Totals	1,446			351	1,030	63	2	0

Lieutenant Governor

Vote For 1

	TOTAL	VOTE %		Election Day	Early Voting	Ballot By Mail	Provisional Ballots	Limited Ballots
REP Dan Patrick	616	43.11%	<div><div></div></div>	150	439	25	2	0
DEM Mike Collier	784	54.86%	<div><div></div></div>	183	564	37	0	0
LIB Shanna Steele	29	2.03%	<div><div></div></div>	10	18	1	0	0
Total Votes Cast	1,429	100.00%	<div><div></div></div>	343	1,021	63	2	0
Overvotes	0			0	0	0	0	0
Undervotes	17			8	9	0	0	0
Contest Totals	1,446			351	1,030	63	2	0

Attorney General

Vote For 1

	TOTAL	VOTE %		Election Day	Early Voting	Ballot By Mail	Provisional Ballots	Limited Ballots
REP Ken Paxton	607	42.87%	<div><div></div></div>	151	431	23	2	0
DEM Rochelle Mercedes Garza	753	53.18%	<div><div></div></div>	172	544	37	0	0
LIB Mark Ash	56	3.95%	<div><div></div></div>	16	38	2	0	0
Total Votes Cast	1,416	100.00%	<div><div></div></div>	339	1,013	62	2	0
Overvotes	0			0	0	0	0	0
Undervotes	30			12	17	1	0	0
Contest Totals	1,446			351	1,030	63	2	0

PCT 064

Comptroller of Public Accounts

Vote For 1

	TOTAL	VOTE %		Election Day	Early Voting	Ballot By Mail	Provisional Ballots	Limited Ballots
REP Glenn Hegar	690	48.83%	<div><div></div></div>	164	495	29	2	0
DEM Janet T. Dudding	691	48.90%	<div><div></div></div>	163	495	33	0	0
LIB V. Alonzo Echevarria-Garza	32	2.26%	<div><div></div></div>	10	21	1	0	0
Total Votes Cast	1,413	100.00%	<div><div></div></div>	337	1,011	63	2	0
Overvotes	0			0	0	0	0	0
Undervotes	33			14	19	0	0	0
Contest Totals	1,446			351	1,030	63	2	0

Commissioner of the General Land Office

Vote For 1

	TOTAL	VOTE %		Election Day	Early Voting	Ballot By Mail	Provisional Ballots	Limited Ballots
REP Dawn Buckingham	670	47.69%	<div><div></div></div>	159	482	27	2	0
DEM Jay Kleberg	711	50.60%	<div><div></div></div>	167	508	36	0	0
GRN Alfred Molison, Jr	23	1.64%	<div><div></div></div>	9	14	0	0	0
Write-In Totals	1	0.07%	<div><div></div></div>	1	0	0	0	0
Total Votes Cast	1,405	100.00%	<div><div></div></div>	336	1,004	63	2	0
Overvotes	0			0	0	0	0	0
Undervotes	41			15	26	0	0	0
Contest Totals	1,446			351	1,030	63	2	0

Commissioner of Agriculture

Vote For 1

	TOTAL	VOTE %		Election Day	Early Voting	Ballot By Mail	Provisional Ballots	Limited Ballots
REP Sid Miller	670	47.59%	<div><div></div></div>	164	478	26	2	0
DEM Susan Hays	738	52.41%	<div><div></div></div>	171	531	36	0	0
Total Votes Cast	1,408	100.00%	<div><div></div></div>	335	1,009	62	2	0
Overvotes	0			0	0	0	0	0
Undervotes	38			16	21	1	0	0
Contest Totals	1,446			351	1,030	63	2	0

Railroad Commissioner

Vote For 1

	TOTAL	VOTE %		Election Day	Early Voting	Ballot By Mail	Provisional Ballots	Limited Ballots
REP Wayne Christian	654	46.42%	<div><div></div></div>	155	470	27	2	0
DEM Luke Warford	699	49.61%	<div><div></div></div>	161	503	35	0	0
LIB Jaime Andres Diez	42	2.98%	<div><div></div></div>	16	26	0	0	0
GRN Hunter Wayne Crow	14	0.99%	<div><div></div></div>	6	8	0	0	0
Total Votes Cast	1,409	100.00%	<div><div></div></div>	338	1,007	62	2	0
Overvotes	0			0	0	0	0	0
Undervotes	37			13	23	1	0	0
Contest Totals	1,446			351	1,030	63	2	0

PCT 064

Justice, Supreme Court, Place 3

Vote For 1

	TOTAL	VOTE %		Election Day	Early Voting	Ballot By Mail	Provisional Ballots	Limited Ballots
REP Debra Lehrmann	667	47.51%	<div><div></div></div>	156	480	29	2	0
DEM Erin A. Nowell	707	50.36%	<div><div></div></div>	167	506	34	0	0
LIB Thomas Edward Oxford	30	2.14%	<div><div></div></div>	12	18	0	0	0
Total Votes Cast	1,404	100.00%	<div><div></div></div>	335	1,004	63	2	0
Overvotes	0			0	0	0	0	0
Undervotes	42			16	26	0	0	0
Contest Totals	1,446			351	1,030	63	2	0

Justice, Supreme Court, Place 5

Vote For 1

	TOTAL	VOTE %		Election Day	Early Voting	Ballot By Mail	Provisional Ballots	Limited Ballots
REP Rebeca Huddle	684	48.96%	<div><div></div></div>	161	492	29	2	0
DEM Amanda Reichel	713	51.04%	<div><div></div></div>	171	509	33	0	0
Total Votes Cast	1,397	100.00%	<div><div></div></div>	332	1,001	62	2	0
Overvotes	0			0	0	0	0	0
Undervotes	49			19	29	1	0	0
Contest Totals	1,446			351	1,030	63	2	0

Justice, Supreme Court, Place 9

Vote For 1

	TOTAL	VOTE %		Election Day	Early Voting	Ballot By Mail	Provisional Ballots	Limited Ballots
REP Evan Young	678	48.92%	<div><div></div></div>	162	485	29	2	0
DEM Julia Maldonado	708	51.08%	<div><div></div></div>	164	511	33	0	0
Total Votes Cast	1,386	100.00%	<div><div></div></div>	326	996	62	2	0
Overvotes	0			0	0	0	0	0
Undervotes	60			25	34	1	0	0
Contest Totals	1,446			351	1,030	63	2	0

Judge, Court of Criminal Appeals, Place 5

Vote For 1

	TOTAL	VOTE %		Election Day	Early Voting	Ballot By Mail	Provisional Ballots	Limited Ballots
REP Scott Walker	671	48.38%	<div><div></div></div>	166	475	28	2	0
DEM Dana Huffman	716	51.62%	<div><div></div></div>	164	517	35	0	0
Total Votes Cast	1,387	100.00%	<div><div></div></div>	330	992	63	2	0
Overvotes	0			0	0	0	0	0
Undervotes	59			21	38	0	0	0
Contest Totals	1,446			351	1,030	63	2	0

PCT 064

Judge, Court of Criminal Appeals, Place 6

Vote For 1

	TOTAL	VOTE %		Election Day	Early Voting	Ballot By Mail	Provisional Ballots	Limited Ballots
REP Jesse F. McClure, III	667	48.23%	<div><div></div></div>	164	474	27	2	0
DEM Robert Johnson	716	51.77%	<div><div></div></div>	166	515	35	0	0
Total Votes Cast	1,383	100.00%	<div><div></div></div>	330	989	62	2	0
Overvotes	0			0	0	0	0	0
Undervotes	63			21	41	1	0	0
Contest Totals	1,446			351	1,030	63	2	0

Member, State Board of Education, District 12 CCD

Vote For 1

	TOTAL	VOTE %		Election Day	Early Voting	Ballot By Mail	Provisional Ballots	Limited Ballots
REP Pam Little	656	46.92%	<div><div></div></div>	157	466	31	2	0
DEM Alex Cornwallis	690	49.36%	<div><div></div></div>	162	497	31	0	0
LIB Christy Mowrey	52	3.72%	<div><div></div></div>	14	37	1	0	0
Write-In Totals	0	0.00%	<div><div></div></div>	0	0	0	0	0
Total Votes Cast	1,398	100.00%	<div><div></div></div>	333	1,000	63	2	0
Overvotes	0			0	0	0	0	0
Undervotes	48			18	30	0	0	0
Contest Totals	1,446			351	1,030	63	2	0

State Senator, District 8

Vote For 1

	TOTAL	VOTE %		Election Day	Early Voting	Ballot By Mail	Provisional Ballots	Limited Ballots
REP Angela Paxton	613	43.91%	<div><div></div></div>	152	436	23	2	0
DEM Jonathan Cocks	736	52.72%	<div><div></div></div>	169	531	36	0	0
LIB Edward Kless	47	3.37%	<div><div></div></div>	12	32	3	0	0
Total Votes Cast	1,396	100.00%	<div><div></div></div>	333	999	62	2	0
Overvotes	0			0	0	0	0	0
Undervotes	50			18	31	1	0	0
Contest Totals	1,446			351	1,030	63	2	0

State Representative, District 70

Vote For 1

	TOTAL	VOTE %		Election Day	Early Voting	Ballot By Mail	Provisional Ballots	Limited Ballots
REP Jamee Jolly	690	49.18%	<div><div></div></div>	168	491	29	2	0
DEM Mihaela Elizabeth Plesa	713	50.82%	<div><div></div></div>	172	509	32	0	0
Total Votes Cast	1,403	100.00%	<div><div></div></div>	340	1,000	61	2	0
Overvotes	0			0	0	0	0	0
Undervotes	43			11	30	2	0	0
Contest Totals	1,446			351	1,030	63	2	0

PCT 064

Justice, 5th Court of Appeals District, Place 4

Vote For 1

	TOTAL	VOTE %		Election Day	Early Voting	Ballot By Mail	Provisional Ballots	Limited Ballots
REP Emily A. Miskel	667	48.37%	<div><div></div></div>	163	478	24	2	0
DEM Maricela Moore	712	51.63%	<div><div></div></div>	164	513	35	0	0
Total Votes Cast	1,379	100.00%	<div><div></div></div>	327	991	59	2	0
Overvotes	0			0	0	0	0	0
Undervotes	67			24	39	4	0	0
Contest Totals	1,446			351	1,030	63	2	0

Justice, 5th Court of Appeals District, Place 7

Vote For 1

	TOTAL	VOTE %		Election Day	Early Voting	Ballot By Mail	Provisional Ballots	Limited Ballots
REP Kristina Williams	659	47.75%	<div><div></div></div>	164	470	23	2	0
DEM Nancy Kennedy	721	52.25%	<div><div></div></div>	166	519	36	0	0
Total Votes Cast	1,380	100.00%	<div><div></div></div>	330	989	59	2	0
Overvotes	0			0	0	0	0	0
Undervotes	66			21	41	4	0	0
Contest Totals	1,446			351	1,030	63	2	0

County Judge CCD

Vote For 1

	TOTAL	VOTE %		Election Day	Early Voting	Ballot By Mail	Provisional Ballots	Limited Ballots
REP Chris Hill	670	48.24%	<div><div></div></div>	160	482	26	2	0
DEM Joshua Murray	719	51.76%	<div><div></div></div>	172	514	33	0	0
Total Votes Cast	1,389	100.00%	<div><div></div></div>	332	996	59	2	0
Overvotes	0			0	0	0	0	0
Undervotes	57			19	34	4	0	0
Contest Totals	1,446			351	1,030	63	2	0

District Clerk CCD

Vote For 1

	TOTAL	VOTE %		Election Day	Early Voting	Ballot By Mail	Provisional Ballots	Limited Ballots
REP Mike Gould	682	49.35%	<div><div></div></div>	169	485	26	2	0
DEM David Brignac	700	50.65%	<div><div></div></div>	162	506	32	0	0
Total Votes Cast	1,382	100.00%	<div><div></div></div>	331	991	58	2	0
Overvotes	0			0	0	0	0	0
Undervotes	64			20	39	5	0	0
Contest Totals	1,446			351	1,030	63	2	0

PCT 064

County Commissioner, Precinct 4

Vote For 1

	TOTAL	VOTE %		Election Day	Early Voting	Ballot By Mail	Provision al Ballots	Limited Ballots
REP Duncan Webb	683	49.35%	<div><div></div></div>	164	489	28	2	0
DEM Jeffrey Williams	701	50.65%	<div><div></div></div>	165	505	31	0	0
Total Votes Cast	1,384	100.00%	<div><div></div></div>	329	994	59	2	0
Overvotes	0			0	0	0	0	0
Undervotes	62			22	36	4	0	0
Contest Totals	1,446			351	1,030	63	2	0

Justice of the Peace, Precinct 3

Vote For 1

	TOTAL	VOTE %		Election Day	Early Voting	Ballot By Mail	Provision al Ballots	Limited Ballots
REP Mike Missildine	668	48.58%	<div><div></div></div>	162	478	26	2	0
DEM Irvin Lynn Barrett	707	51.42%	<div><div></div></div>	164	510	33	0	0
Total Votes Cast	1,375	100.00%	<div><div></div></div>	326	988	59	2	0
Overvotes	0			0	0	0	0	0
Undervotes	71			25	42	4	0	0
Contest Totals	1,446			351	1,030	63	2	0

PCT 065

U. S. Representative District 3

Vote For 1

	TOTAL	VOTE %		Election Day	Early Voting	Ballot By Mail	Provisional Ballots	Limited Ballots
REP Keith Self	348	49.01%	<div><div></div></div>	82	259	7	0	0
DEM Sandeep Srivastava	342	48.17%	<div><div></div></div>	79	249	14	0	0
LIB Christopher Claytor	20	2.82%	<div><div></div></div>	8	12	0	0	0
Total Votes Cast	710	100.00%	<div><div></div></div>	169	520	21	0	0
Overvotes	0			0	0	0	0	0
Undervotes	11			2	9	0	0	0
Contest Totals	721			171	529	21	0	0

Governor

Vote For 1

	TOTAL	VOTE %		Election Day	Early Voting	Ballot By Mail	Provisional Ballots	Limited Ballots
REP Greg Abbott	356	49.44%	<div><div></div></div>	85	264	7	0	0
DEM Beto O'Rourke	359	49.86%	<div><div></div></div>	83	262	14	0	0
LIB Mark Tippetts	4	0.56%	<div><div></div></div>	2	2	0	0	0
GRN Delilah Barrios	1	0.14%	<div><div></div></div>	1	0	0	0	0
Write-In Totals	0	0.00%	<div><div></div></div>	0	0	0	0	0
Total Votes Cast	720	100.00%	<div><div></div></div>	171	528	21	0	0
Overvotes	0			0	0	0	0	0
Undervotes	1			0	1	0	0	0
Contest Totals	721			171	529	21	0	0

Lieutenant Governor

Vote For 1

	TOTAL	VOTE %		Election Day	Early Voting	Ballot By Mail	Provisional Ballots	Limited Ballots
REP Dan Patrick	338	47.34%	<div><div></div></div>	81	251	6	0	0
DEM Mike Collier	357	50.00%	<div><div></div></div>	82	260	15	0	0
LIB Shanna Steele	19	2.66%	<div><div></div></div>	8	11	0	0	0
Total Votes Cast	714	100.00%	<div><div></div></div>	171	522	21	0	0
Overvotes	0			0	0	0	0	0
Undervotes	7			0	7	0	0	0
Contest Totals	721			171	529	21	0	0

Attorney General

Vote For 1

	TOTAL	VOTE %		Election Day	Early Voting	Ballot By Mail	Provisional Ballots	Limited Ballots
REP Ken Paxton	333	46.90%	<div><div></div></div>	81	247	5	0	0
DEM Rochelle Mercedes Garza	354	49.86%	<div><div></div></div>	79	260	15	0	0
LIB Mark Ash	23	3.24%	<div><div></div></div>	9	14	0	0	0
Total Votes Cast	710	100.00%	<div><div></div></div>	169	521	20	0	0
Overvotes	0			0	0	0	0	0
Undervotes	11			2	8	1	0	0
Contest Totals	721			171	529	21	0	0

PCT 065

Comptroller of Public Accounts

Vote For 1

	TOTAL	VOTE %		Election Day	Early Voting	Ballot By Mail	Provisional Ballots	Limited Ballots
REP Glenn Hegar	359	50.63%	<div><div></div></div>	84	268	7	0	0
DEM Janet T. Dudding	326	45.98%	<div><div></div></div>	77	235	14	0	0
LIB V. Alonzo Echevarria-Garza	24	3.38%	<div><div></div></div>	7	17	0	0	0
Total Votes Cast	709	100.00%	<div><div></div></div>	168	520	21	0	0
Overvotes	0			0	0	0	0	0
Undervotes	12			3	9	0	0	0
Contest Totals	721			171	529	21	0	0

Commissioner of the General Land Office

Vote For 1

	TOTAL	VOTE %		Election Day	Early Voting	Ballot By Mail	Provisional Ballots	Limited Ballots
REP Dawn Buckingham	352	49.93%	<div><div></div></div>	87	258	7	0	0
DEM Jay Kleberg	341	48.37%	<div><div></div></div>	76	251	14	0	0
GRN Alfred Molison, Jr	10	1.42%	<div><div></div></div>	4	6	0	0	0
Write-In Totals	2	0.28%	<div><div></div></div>	0	2	0	0	0
Total Votes Cast	705	100.00%	<div><div></div></div>	167	517	21	0	0
Overvotes	0			0	0	0	0	0
Undervotes	16			4	12	0	0	0
Contest Totals	721			171	529	21	0	0

Commissioner of Agriculture

Vote For 1

	TOTAL	VOTE %		Election Day	Early Voting	Ballot By Mail	Provisional Ballots	Limited Ballots
REP Sid Miller	353	50.28%	<div><div></div></div>	86	261	6	0	0
DEM Susan Hays	349	49.72%	<div><div></div></div>	80	254	15	0	0
Total Votes Cast	702	100.00%	<div><div></div></div>	166	515	21	0	0
Overvotes	0			0	0	0	0	0
Undervotes	19			5	14	0	0	0
Contest Totals	721			171	529	21	0	0

Railroad Commissioner

Vote For 1

	TOTAL	VOTE %		Election Day	Early Voting	Ballot By Mail	Provisional Ballots	Limited Ballots
REP Wayne Christian	354	50.14%	<div><div></div></div>	84	264	6	0	0
DEM Luke Warford	330	46.74%	<div><div></div></div>	75	240	15	0	0
LIB Jaime Andres Diez	16	2.27%	<div><div></div></div>	4	12	0	0	0
GRN Hunter Wayne Crow	6	0.85%	<div><div></div></div>	3	3	0	0	0
Total Votes Cast	706	100.00%	<div><div></div></div>	166	519	21	0	0
Overvotes	0			0	0	0	0	0
Undervotes	15			5	10	0	0	0
Contest Totals	721			171	529	21	0	0

PCT 065

Justice, Supreme Court, Place 3

Vote For 1

	TOTAL	VOTE %		Election Day	Early Voting	Ballot By Mail	Provisional Ballots	Limited Ballots
REP Debra Lehrmann	361	51.28%	<div><div></div></div>	87	267	7	0	0
DEM Erin A. Nowell	328	46.59%	<div><div></div></div>	72	242	14	0	0
LIB Thomas Edward Oxford	15	2.13%	<div><div></div></div>	6	9	0	0	0
Total Votes Cast	704	100.00%	<div><div></div></div>	165	518	21	0	0
Overvotes	0			0	0	0	0	0
Undervotes	17			6	11	0	0	0
Contest Totals	721			171	529	21	0	0

Justice, Supreme Court, Place 5

Vote For 1

	TOTAL	VOTE %		Election Day	Early Voting	Ballot By Mail	Provisional Ballots	Limited Ballots
REP Rebeca Huddle	359	51.51%	<div><div></div></div>	87	265	7	0	0
DEM Amanda Reichel	338	48.49%	<div><div></div></div>	75	249	14	0	0
Total Votes Cast	697	100.00%	<div><div></div></div>	162	514	21	0	0
Overvotes	0			0	0	0	0	0
Undervotes	24			9	15	0	0	0
Contest Totals	721			171	529	21	0	0

Justice, Supreme Court, Place 9

Vote For 1

	TOTAL	VOTE %		Election Day	Early Voting	Ballot By Mail	Provisional Ballots	Limited Ballots
REP Evan Young	362	51.64%	<div><div></div></div>	88	267	7	0	0
DEM Julia Maldonado	339	48.36%	<div><div></div></div>	76	249	14	0	0
Total Votes Cast	701	100.00%	<div><div></div></div>	164	516	21	0	0
Overvotes	0			0	0	0	0	0
Undervotes	20			7	13	0	0	0
Contest Totals	721			171	529	21	0	0

Judge, Court of Criminal Appeals, Place 5

Vote For 1

	TOTAL	VOTE %		Election Day	Early Voting	Ballot By Mail	Provisional Ballots	Limited Ballots
REP Scott Walker	358	51.44%	<div><div></div></div>	86	266	6	0	0
DEM Dana Huffman	338	48.56%	<div><div></div></div>	75	249	14	0	0
Total Votes Cast	696	100.00%	<div><div></div></div>	161	515	20	0	0
Overvotes	0			0	0	0	0	0
Undervotes	25			10	14	1	0	0
Contest Totals	721			171	529	21	0	0

PCT 065

Judge, Court of Criminal Appeals, Place 6

Vote For 1

	TOTAL	VOTE %		Election Day	Early Voting	Ballot By Mail	Provisional Ballots	Limited Ballots
REP Jesse F. McClure, III	359	51.43%	<div><div></div></div>	90	263	6	0	0
DEM Robert Johnson	339	48.57%	<div><div></div></div>	74	251	14	0	0
Total Votes Cast	698	100.00%	<div><div></div></div>	164	514	20	0	0
Overvotes	0			0	0	0	0	0
Undervotes	23			7	15	1	0	0
Contest Totals	721			171	529	21	0	0

Member, State Board of Education, District 12 CCD

Vote For 1

	TOTAL	VOTE %		Election Day	Early Voting	Ballot By Mail	Provisional Ballots	Limited Ballots
REP Pam Little	353	50.57%	<div><div></div></div>	88	260	5	0	0
DEM Alex Cornwallis	317	45.42%	<div><div></div></div>	69	235	13	0	0
LIB Christy Mowrey	28	4.01%	<div><div></div></div>	8	18	2	0	0
Write-In Totals	0	0.00%	<div><div></div></div>	0	0	0	0	0
Total Votes Cast	698	100.00%	<div><div></div></div>	165	513	20	0	0
Overvotes	0			0	0	0	0	0
Undervotes	23			6	16	1	0	0
Contest Totals	721			171	529	21	0	0

State Senator, District 8

Vote For 1

	TOTAL	VOTE %		Election Day	Early Voting	Ballot By Mail	Provisional Ballots	Limited Ballots
REP Angela Paxton	343	49.00%	<div><div></div></div>	87	250	6	0	0
DEM Jonathan Cocks	340	48.57%	<div><div></div></div>	74	251	15	0	0
LIB Edward Kless	17	2.43%	<div><div></div></div>	5	12	0	0	0
Total Votes Cast	700	100.00%	<div><div></div></div>	166	513	21	0	0
Overvotes	0			0	0	0	0	0
Undervotes	21			5	16	0	0	0
Contest Totals	721			171	529	21	0	0

State Representative, District 70

Vote For 1

	TOTAL	VOTE %		Election Day	Early Voting	Ballot By Mail	Provisional Ballots	Limited Ballots
REP Jamee Jolly	357	51.29%	<div><div></div></div>	88	261	8	0	0
DEM Mihaela Elizabeth Plesa	339	48.71%	<div><div></div></div>	78	248	13	0	0
Total Votes Cast	696	100.00%	<div><div></div></div>	166	509	21	0	0
Overvotes	0			0	0	0	0	0
Undervotes	25			5	20	0	0	0
Contest Totals	721			171	529	21	0	0

PCT 065

Justice, 5th Court of Appeals District, Place 4

Vote For 1

	TOTAL	VOTE %		Election Day	Early Voting	Ballot By Mail	Provisional Ballots	Limited Ballots
REP Emily A. Miskel	359	51.73%	<div><div></div></div>	86	267	6	0	0
DEM Maricela Moore	335	48.27%	<div><div></div></div>	77	244	14	0	0
Total Votes Cast	694	100.00%	<div><div></div></div>	163	511	20	0	0
Overvotes	0			0	0	0	0	0
Undervotes	27			8	18	1	0	0
Contest Totals	721			171	529	21	0	0

Justice, 5th Court of Appeals District, Place 7

Vote For 1

	TOTAL	VOTE %		Election Day	Early Voting	Ballot By Mail	Provisional Ballots	Limited Ballots
REP Kristina Williams	351	50.87%	<div><div></div></div>	84	261	6	0	0
DEM Nancy Kennedy	339	49.13%	<div><div></div></div>	77	248	14	0	0
Total Votes Cast	690	100.00%	<div><div></div></div>	161	509	20	0	0
Overvotes	0			0	0	0	0	0
Undervotes	31			10	20	1	0	0
Contest Totals	721			171	529	21	0	0

County Judge CCD

Vote For 1

	TOTAL	VOTE %		Election Day	Early Voting	Ballot By Mail	Provisional Ballots	Limited Ballots
REP Chris Hill	362	51.79%	<div><div></div></div>	92	264	6	0	0
DEM Joshua Murray	337	48.21%	<div><div></div></div>	75	248	14	0	0
Total Votes Cast	699	100.00%	<div><div></div></div>	167	512	20	0	0
Overvotes	0			0	0	0	0	0
Undervotes	22			4	17	1	0	0
Contest Totals	721			171	529	21	0	0

District Clerk CCD

Vote For 1

	TOTAL	VOTE %		Election Day	Early Voting	Ballot By Mail	Provisional Ballots	Limited Ballots
REP Mike Gould	357	51.44%	<div><div></div></div>	87	264	6	0	0
DEM David Brignac	337	48.56%	<div><div></div></div>	77	246	14	0	0
Total Votes Cast	694	100.00%	<div><div></div></div>	164	510	20	0	0
Overvotes	0			0	0	0	0	0
Undervotes	27			7	19	1	0	0
Contest Totals	721			171	529	21	0	0

PCT 065

County Commissioner, Precinct 4

Vote For 1

	TOTAL	VOTE %		Election Day	Early Voting	Ballot By Mail	Provision al Ballots	Limited Ballots
REP Duncan Webb	362	51.94%	<div><div></div></div>	89	267	6	0	0
DEM Jeffrey Williams	335	48.06%	<div><div></div></div>	75	246	14	0	0
Total Votes Cast	697	100.00%	<div><div></div></div>	164	513	20	0	0
Overvotes	0			0	0	0	0	0
Undervotes	24			7	16	1	0	0
Contest Totals	721			171	529	21	0	0

Justice of the Peace, Precinct 3

Vote For 1

	TOTAL	VOTE %		Election Day	Early Voting	Ballot By Mail	Provision al Ballots	Limited Ballots
REP Mike Missildine	359	51.80%	<div><div></div></div>	86	267	6	0	0
DEM Irvin Lynn Barrett	334	48.20%	<div><div></div></div>	77	243	14	0	0
Total Votes Cast	693	100.00%	<div><div></div></div>	163	510	20	0	0
Overvotes	0			0	0	0	0	0
Undervotes	28			8	19	1	0	0
Contest Totals	721			171	529	21	0	0

PCT 066

U. S. Representative, District 4

Vote For 1

	TOTAL	VOTE %		Election Day	Early Voting	Ballot By Mail	Provisional Ballots	Limited Ballots
REP Pat Fallon	569	49.01%	<div><div></div></div>	177	370	22	0	0
DEM Iro Omere	553	47.63%	<div><div></div></div>	159	376	18	0	0
LIB John Simmons	39	3.36%	<div><div></div></div>	17	22	0	0	0
Total Votes Cast	1,161	100.00%	<div><div></div></div>	353	768	40	0	0
Overvotes	0			0	0	0	0	0
Undervotes	36			10	22	4	0	0
Contest Totals	1,197			363	790	44	0	0

Governor

Vote For 1

	TOTAL	VOTE %		Election Day	Early Voting	Ballot By Mail	Provisional Ballots	Limited Ballots
REP Greg Abbott	577	48.41%	<div><div></div></div>	174	380	23	0	0
DEM Beto O'Rourke	597	50.08%	<div><div></div></div>	177	399	21	0	0
LIB Mark Tippetts	17	1.43%	<div><div></div></div>	8	9	0	0	0
GRN Delilah Barrios	1	0.08%	<div><div></div></div>	0	1	0	0	0
Write-In Totals	0	0.00%	<div><div></div></div>	0	0	0	0	0
Total Votes Cast	1,192	100.00%	<div><div></div></div>	359	789	44	0	0
Overvotes	0			0	0	0	0	0
Undervotes	5			4	1	0	0	0
Contest Totals	1,197			363	790	44	0	0

Lieutenant Governor

Vote For 1

	TOTAL	VOTE %		Election Day	Early Voting	Ballot By Mail	Provisional Ballots	Limited Ballots
REP Dan Patrick	537	45.43%	<div><div></div></div>	170	351	16	0	0
DEM Mike Collier	603	51.02%	<div><div></div></div>	169	409	25	0	0
LIB Shanna Steele	42	3.55%	<div><div></div></div>	16	25	1	0	0
Total Votes Cast	1,182	100.00%	<div><div></div></div>	355	785	42	0	0
Overvotes	0			0	0	0	0	0
Undervotes	15			8	5	2	0	0
Contest Totals	1,197			363	790	44	0	0

Attorney General

Vote For 1

	TOTAL	VOTE %		Election Day	Early Voting	Ballot By Mail	Provisional Ballots	Limited Ballots
REP Ken Paxton	528	44.94%	<div><div></div></div>	168	345	15	0	0
DEM Rochelle Mercedes Garza	591	50.30%	<div><div></div></div>	171	398	22	0	0
LIB Mark Ash	56	4.77%	<div><div></div></div>	15	37	4	0	0
Total Votes Cast	1,175	100.00%	<div><div></div></div>	354	780	41	0	0
Overvotes	0			0	0	0	0	0
Undervotes	22			9	10	3	0	0
Contest Totals	1,197			363	790	44	0	0

PCT 066

Comptroller of Public Accounts

Vote For 1

	TOTAL	VOTE %		Election Day	Early Voting	Ballot By Mail	Provisional Ballots	Limited Ballots
REP Glenn Hegar	579	49.91%	<div><div></div></div>	176	379	24	0	0
DEM Janet T. Dudding	541	46.64%	<div><div></div></div>	154	370	17	0	0
LIB V. Alonzo Echevarria-Garza	40	3.45%	<div><div></div></div>	18	21	1	0	0
Total Votes Cast	1,160	100.00%	<div><div></div></div>	348	770	42	0	0
Overvotes	0			0	0	0	0	0
Undervotes	37			15	20	2	0	0
Contest Totals	1,197			363	790	44	0	0

Commissioner of the General Land Office

Vote For 1

	TOTAL	VOTE %		Election Day	Early Voting	Ballot By Mail	Provisional Ballots	Limited Ballots
REP Dawn Buckingham	569	48.97%	<div><div></div></div>	184	364	21	0	0
DEM Jay Kleberg	569	48.97%	<div><div></div></div>	155	395	19	0	0
GRN Alfred Molison, Jr	24	2.07%	<div><div></div></div>	11	13	0	0	0
Write-In Totals	0	0.00%	<div><div></div></div>	0	0	0	0	0
Total Votes Cast	1,162	100.00%	<div><div></div></div>	350	772	40	0	0
Overvotes	0			0	0	0	0	0
Undervotes	35			13	18	4	0	0
Contest Totals	1,197			363	790	44	0	0

Commissioner of Agriculture

Vote For 1

	TOTAL	VOTE %		Election Day	Early Voting	Ballot By Mail	Provisional Ballots	Limited Ballots
REP Sid Miller	567	48.75%	<div><div></div></div>	176	370	21	0	0
DEM Susan Hays	596	51.25%	<div><div></div></div>	172	403	21	0	0
Total Votes Cast	1,163	100.00%	<div><div></div></div>	348	773	42	0	0
Overvotes	0			0	0	0	0	0
Undervotes	34			15	17	2	0	0
Contest Totals	1,197			363	790	44	0	0

Railroad Commissioner

Vote For 1

	TOTAL	VOTE %		Election Day	Early Voting	Ballot By Mail	Provisional Ballots	Limited Ballots
REP Wayne Christian	560	48.07%	<div><div></div></div>	174	366	20	0	0
DEM Luke Warford	546	46.87%	<div><div></div></div>	152	373	21	0	0
LIB Jaime Andres Diez	39	3.35%	<div><div></div></div>	14	24	1	0	0
GRN Hunter Wayne Crow	20	1.72%	<div><div></div></div>	9	11	0	0	0
Total Votes Cast	1,165	100.00%	<div><div></div></div>	349	774	42	0	0
Overvotes	0			0	0	0	0	0
Undervotes	32			14	16	2	0	0
Contest Totals	1,197			363	790	44	0	0

PCT 066

Justice, Supreme Court, Place 3

Vote For 1

	TOTAL	VOTE %		Election Day	Early Voting	Ballot By Mail	Provisional Ballots	Limited Ballots
REP Debra Lehrmann	582	50.09%	<div><div></div></div>	175	385	22	0	0
DEM Erin A. Nowell	549	47.25%	<div><div></div></div>	159	373	17	0	0
LIB Thomas Edward Oxford	31	2.67%	<div><div></div></div>	13	15	3	0	0
Total Votes Cast	1,162	100.00%	<div><div></div></div>	347	773	42	0	0
Overvotes	0			0	0	0	0	0
Undervotes	35			16	17	2	0	0
Contest Totals	1,197			363	790	44	0	0

Justice, Supreme Court, Place 5

Vote For 1

	TOTAL	VOTE %		Election Day	Early Voting	Ballot By Mail	Provisional Ballots	Limited Ballots
REP Rebeca Huddle	590	50.82%	<div><div></div></div>	176	390	24	0	0
DEM Amanda Reichel	571	49.18%	<div><div></div></div>	169	384	18	0	0
Total Votes Cast	1,161	100.00%	<div><div></div></div>	345	774	42	0	0
Overvotes	0			0	0	0	0	0
Undervotes	36			18	16	2	0	0
Contest Totals	1,197			363	790	44	0	0

Justice, Supreme Court, Place 9

Vote For 1

	TOTAL	VOTE %		Election Day	Early Voting	Ballot By Mail	Provisional Ballots	Limited Ballots
REP Evan Young	586	50.78%	<div><div></div></div>	177	387	22	0	0
DEM Julia Maldonado	568	49.22%	<div><div></div></div>	167	383	18	0	0
Total Votes Cast	1,154	100.00%	<div><div></div></div>	344	770	40	0	0
Overvotes	0			0	0	0	0	0
Undervotes	43			19	20	4	0	0
Contest Totals	1,197			363	790	44	0	0

Judge, Court of Criminal Appeals, Place 5

Vote For 1

	TOTAL	VOTE %		Election Day	Early Voting	Ballot By Mail	Provisional Ballots	Limited Ballots
REP Scott Walker	579	50.22%	<div><div></div></div>	177	381	21	0	0
DEM Dana Huffman	574	49.78%	<div><div></div></div>	166	388	20	0	0
Total Votes Cast	1,153	100.00%	<div><div></div></div>	343	769	41	0	0
Overvotes	0			0	0	0	0	0
Undervotes	44			20	21	3	0	0
Contest Totals	1,197			363	790	44	0	0

PCT 066

Judge, Court of Criminal Appeals, Place 6

Vote For 1

	TOTAL	VOTE %		Election Day	Early Voting	Ballot By Mail	Provisional Ballots	Limited Ballots
REP Jesse F. McClure, III	584	50.96%	<div><div></div></div>	181	380	23	0	0
DEM Robert Johnson	562	49.04%	<div><div></div></div>	162	384	16	0	0
Total Votes Cast	1,146	100.00%	<div><div></div></div>	343	764	39	0	0
Overvotes	0			0	0	0	0	0
Undervotes	51			20	26	5	0	0
Contest Totals	1,197			363	790	44	0	0

Member, State Board of Education, District 12 CCD

Vote For 1

	TOTAL	VOTE %		Election Day	Early Voting	Ballot By Mail	Provisional Ballots	Limited Ballots
REP Pam Little	572	49.70%	<div><div></div></div>	172	380	20	0	0
DEM Alex Cornwallis	533	46.31%	<div><div></div></div>	151	363	19	0	0
LIB Christy Mowrey	46	4.00%	<div><div></div></div>	22	22	2	0	0
Write-In Totals	0	0.00%	<div><div></div></div>	0	0	0	0	0
Total Votes Cast	1,151	100.00%	<div><div></div></div>	345	765	41	0	0
Overvotes	0			0	0	0	0	0
Undervotes	46			18	25	3	0	0
Contest Totals	1,197			363	790	44	0	0

State Senator, District 8

Vote For 1

	TOTAL	VOTE %		Election Day	Early Voting	Ballot By Mail	Provisional Ballots	Limited Ballots
REP Angela Paxton	534	46.11%	<div><div></div></div>	171	346	17	0	0
DEM Jonathan Cocks	574	49.57%	<div><div></div></div>	157	398	19	0	0
LIB Edward Kless	50	4.32%	<div><div></div></div>	19	28	3	0	0
Total Votes Cast	1,158	100.00%	<div><div></div></div>	347	772	39	0	0
Overvotes	0			0	0	0	0	0
Undervotes	39			16	18	5	0	0
Contest Totals	1,197			363	790	44	0	0

State Representative, District 67

Vote For 1

	TOTAL	VOTE %		Election Day	Early Voting	Ballot By Mail	Provisional Ballots	Limited Ballots
REP Jeff Leach	590	50.95%	<div><div></div></div>	177	390	23	0	0
DEM Kevin Morris	568	49.05%	<div><div></div></div>	166	383	19	0	0
Total Votes Cast	1,158	100.00%	<div><div></div></div>	343	773	42	0	0
Overvotes	0			0	0	0	0	0
Undervotes	39			20	17	2	0	0
Contest Totals	1,197			363	790	44	0	0

PCT 066

Justice, 5th Court of Appeals District, Place 4

Vote For 1

	TOTAL	VOTE %		Election Day	Early Voting	Ballot By Mail	Provisional Ballots	Limited Ballots
REP Emily A. Miskel	580	50.57%	<div><div></div></div>	182	376	22	0	0
DEM Maricela Moore	567	49.43%	<div><div></div></div>	161	387	19	0	0
Total Votes Cast	1,147	100.00%	<div><div></div></div>	343	763	41	0	0
Overvotes	0			0	0	0	0	0
Undervotes	50			20	27	3	0	0
Contest Totals	1,197			363	790	44	0	0

Justice, 5th Court of Appeals District, Place 7

Vote For 1

	TOTAL	VOTE %		Election Day	Early Voting	Ballot By Mail	Provisional Ballots	Limited Ballots
REP Kristina Williams	574	50.13%	<div><div></div></div>	176	378	20	0	0
DEM Nancy Kennedy	571	49.87%	<div><div></div></div>	165	386	20	0	0
Total Votes Cast	1,145	100.00%	<div><div></div></div>	341	764	40	0	0
Overvotes	1			0	0	1	0	0
Undervotes	51			22	26	3	0	0
Contest Totals	1,197			363	790	44	0	0

County Judge CCD

Vote For 1

	TOTAL	VOTE %		Election Day	Early Voting	Ballot By Mail	Provisional Ballots	Limited Ballots
REP Chris Hill	583	50.61%	<div><div></div></div>	182	380	21	0	0
DEM Joshua Murray	569	49.39%	<div><div></div></div>	162	389	18	0	0
Total Votes Cast	1,152	100.00%	<div><div></div></div>	344	769	39	0	0
Overvotes	0			0	0	0	0	0
Undervotes	45			19	21	5	0	0
Contest Totals	1,197			363	790	44	0	0

District Clerk CCD

Vote For 1

	TOTAL	VOTE %		Election Day	Early Voting	Ballot By Mail	Provisional Ballots	Limited Ballots
REP Mike Gould	581	50.83%	<div><div></div></div>	181	377	23	0	0
DEM David Brignac	562	49.17%	<div><div></div></div>	162	384	16	0	0
Total Votes Cast	1,143	100.00%	<div><div></div></div>	343	761	39	0	0
Overvotes	0			0	0	0	0	0
Undervotes	54			20	29	5	0	0
Contest Totals	1,197			363	790	44	0	0

PCT 066

County Commissioner, Precinct 4

Vote For 1

	TOTAL	VOTE %		Election Day	Early Voting	Ballot By Mail	Provision al Ballots	Limited Ballots
REP Duncan Webb	596	52.05%	<div><div></div></div>	182	390	24	0	0
DEM Jeffrey Williams	549	47.95%	<div><div></div></div>	161	373	15	0	0
Total Votes Cast	1,145	100.00%	<div><div></div></div>	343	763	39	0	0
Overvotes	0			0	0	0	0	0
Undervotes	52			20	27	5	0	0
Contest Totals	1,197			363	790	44	0	0

Justice of the Peace, Precinct 3

Vote For 1

	TOTAL	VOTE %		Election Day	Early Voting	Ballot By Mail	Provision al Ballots	Limited Ballots
REP Mike Missildine	590	51.75%	<div><div></div></div>	182	386	22	0	0
DEM Irvin Lynn Barrett	550	48.25%	<div><div></div></div>	159	374	17	0	0
Total Votes Cast	1,140	100.00%	<div><div></div></div>	341	760	39	0	0
Overvotes	0			0	0	0	0	0
Undervotes	57			22	30	5	0	0
Contest Totals	1,197			363	790	44	0	0

PCT 067

U. S. Representative, District 4

Vote For 1

	TOTAL	VOTE %		Election Day	Early Voting	Ballot By Mail	Provisional Ballots	Limited Ballots
REP Pat Fallon	731	50.45%	<div><div></div></div>	175	494	60	2	0
DEM Iro Omere	679	46.86%	<div><div></div></div>	144	479	52	4	0
LIB John Simmons	39	2.69%	<div><div></div></div>	14	25	0	0	0
Total Votes Cast	1,449	100.00%	<div><div></div></div>	333	998	112	6	0
Overvotes	0			0	0	0	0	0
Undervotes	37			9	27	1	0	0
Contest Totals	1,486			342	1,025	113	6	0

Governor

Vote For 1

	TOTAL	VOTE %		Election Day	Early Voting	Ballot By Mail	Provisional Ballots	Limited Ballots
REP Greg Abbott	715	48.21%	<div><div></div></div>	174	482	57	2	0
DEM Beto O'Rourke	755	50.91%	<div><div></div></div>	163	533	55	4	0
LIB Mark Tippetts	11	0.74%	<div><div></div></div>	5	5	1	0	0
GRN Delilah Barrios	1	0.07%	<div><div></div></div>	0	1	0	0	0
Write-In Totals	2	0.13%	<div><div></div></div>	0	2	0	0	0
Total Votes Cast	1,483	100.00%	<div><div></div></div>	342	1,022	113	6	0
Overvotes	0			0	0	0	0	0
Undervotes	3			0	3	0	0	0
Contest Totals	1,486			342	1,025	113	6	0

Lieutenant Governor

Vote For 1

	TOTAL	VOTE %		Election Day	Early Voting	Ballot By Mail	Provisional Ballots	Limited Ballots
REP Dan Patrick	686	46.70%	<div><div></div></div>	169	459	57	1	0
DEM Mike Collier	742	50.51%	<div><div></div></div>	155	529	53	5	0
LIB Shanna Steele	41	2.79%	<div><div></div></div>	14	27	0	0	0
Total Votes Cast	1,469	100.00%	<div><div></div></div>	338	1,015	110	6	0
Overvotes	0			0	0	0	0	0
Undervotes	17			4	10	3	0	0
Contest Totals	1,486			342	1,025	113	6	0

Attorney General

Vote For 1

	TOTAL	VOTE %		Election Day	Early Voting	Ballot By Mail	Provisional Ballots	Limited Ballots
REP Ken Paxton	659	45.29%	<div><div></div></div>	159	448	51	1	0
DEM Rochelle Mercedes Garza	742	51.00%	<div><div></div></div>	158	522	57	5	0
LIB Mark Ash	54	3.71%	<div><div></div></div>	19	32	3	0	0
Total Votes Cast	1,455	100.00%	<div><div></div></div>	336	1,002	111	6	0
Overvotes	0			0	0	0	0	0
Undervotes	31			6	23	2	0	0
Contest Totals	1,486			342	1,025	113	6	0

PCT 067

Comptroller of Public Accounts

Vote For 1

	TOTAL	VOTE %		Election Day	Early Voting	Ballot By Mail	Provisional Ballots	Limited Ballots
REP Glenn Hegar	745	51.20%	<div><div></div></div>	177	504	62	2	0
DEM Janet T. Dudding	678	46.60%	<div><div></div></div>	143	483	48	4	0
LIB V. Alonzo Echevarria-Garza	32	2.20%	<div><div></div></div>	11	21	0	0	0
Total Votes Cast	1,455	100.00%	<div><div></div></div>	331	1,008	110	6	0
Overvotes	0			0	0	0	0	0
Undervotes	31			11	17	3	0	0
Contest Totals	1,486			342	1,025	113	6	0

Commissioner of the General Land Office

Vote For 1

	TOTAL	VOTE %		Election Day	Early Voting	Ballot By Mail	Provisional Ballots	Limited Ballots
REP Dawn Buckingham	726	50.00%	<div><div></div></div>	181	486	58	1	0
DEM Jay Kleberg	706	48.62%	<div><div></div></div>	144	506	51	5	0
GRN Alfred Molison, Jr	20	1.38%	<div><div></div></div>	5	14	1	0	0
Write-In Totals	0	0.00%	<div><div></div></div>	0	0	0	0	0
Total Votes Cast	1,452	100.00%	<div><div></div></div>	330	1,006	110	6	0
Overvotes	0			0	0	0	0	0
Undervotes	34			12	19	3	0	0
Contest Totals	1,486			342	1,025	113	6	0

Commissioner of Agriculture

Vote For 1

	TOTAL	VOTE %		Election Day	Early Voting	Ballot By Mail	Provisional Ballots	Limited Ballots
REP Sid Miller	717	49.31%	<div><div></div></div>	177	481	58	1	0
DEM Susan Hays	737	50.69%	<div><div></div></div>	155	524	53	5	0
Total Votes Cast	1,454	100.00%	<div><div></div></div>	332	1,005	111	6	0
Overvotes	0			0	0	0	0	0
Undervotes	32			10	20	2	0	0
Contest Totals	1,486			342	1,025	113	6	0

Railroad Commissioner

Vote For 1

	TOTAL	VOTE %		Election Day	Early Voting	Ballot By Mail	Provisional Ballots	Limited Ballots
REP Wayne Christian	718	49.55%	<div><div></div></div>	172	487	58	1	0
DEM Luke Warford	683	47.14%	<div><div></div></div>	143	486	49	5	0
LIB Jaime Andres Diez	36	2.48%	<div><div></div></div>	12	23	1	0	0
GRN Hunter Wayne Crow	12	0.83%	<div><div></div></div>	4	8	0	0	0
Total Votes Cast	1,449	100.00%	<div><div></div></div>	331	1,004	108	6	0
Overvotes	0			0	0	0	0	0
Undervotes	37			11	21	5	0	0
Contest Totals	1,486			342	1,025	113	6	0

PCT 067

Justice, Supreme Court, Place 3

Vote For 1

	TOTAL	VOTE %		Election Day	Early Voting	Ballot By Mail	Provisional Ballots	Limited Ballots
REP Debra Lehrmann	731	50.66%	<div><div></div></div>	174	498	57	2	0
DEM Erin A. Nowell	689	47.75%	<div><div></div></div>	144	490	51	4	0
LIB Thomas Edward Oxford	23	1.59%	<div><div></div></div>	11	12	0	0	0
Total Votes Cast	1,443	100.00%	<div><div></div></div>	329	1,000	108	6	0
Overvotes	1			0	0	1	0	0
Undervotes	42			13	25	4	0	0
Contest Totals	1,486			342	1,025	113	6	0

Justice, Supreme Court, Place 5

Vote For 1

	TOTAL	VOTE %		Election Day	Early Voting	Ballot By Mail	Provisional Ballots	Limited Ballots
REP Rebeca Huddle	738	51.14%	<div><div></div></div>	176	501	59	2	0
DEM Amanda Reichel	705	48.86%	<div><div></div></div>	152	498	51	4	0
Total Votes Cast	1,443	100.00%	<div><div></div></div>	328	999	110	6	0
Overvotes	0			0	0	0	0	0
Undervotes	43			14	26	3	0	0
Contest Totals	1,486			342	1,025	113	6	0

Justice, Supreme Court, Place 9

Vote For 1

	TOTAL	VOTE %		Election Day	Early Voting	Ballot By Mail	Provisional Ballots	Limited Ballots
REP Evan Young	726	50.42%	<div><div></div></div>	176	489	59	2	0
DEM Julia Maldonado	714	49.58%	<div><div></div></div>	152	507	51	4	0
Total Votes Cast	1,440	100.00%	<div><div></div></div>	328	996	110	6	0
Overvotes	0			0	0	0	0	0
Undervotes	46			14	29	3	0	0
Contest Totals	1,486			342	1,025	113	6	0

Judge, Court of Criminal Appeals, Place 5

Vote For 1

	TOTAL	VOTE %		Election Day	Early Voting	Ballot By Mail	Provisional Ballots	Limited Ballots
REP Scott Walker	722	50.28%	<div><div></div></div>	174	487	60	1	0
DEM Dana Huffman	714	49.72%	<div><div></div></div>	152	508	50	4	0
Total Votes Cast	1,436	100.00%	<div><div></div></div>	326	995	110	5	0
Overvotes	0			0	0	0	0	0
Undervotes	50			16	30	3	1	0
Contest Totals	1,486			342	1,025	113	6	0

PCT 067

Judge, Court of Criminal Appeals, Place 6

Vote For 1

	TOTAL	VOTE %		Election Day	Early Voting	Ballot By Mail	Provisional Ballots	Limited Ballots
REP Jesse F. McClure, III	728	50.66%	<div><div></div></div>	171	498	58	1	0
DEM Robert Johnson	709	49.34%	<div><div></div></div>	153	500	52	4	0
Total Votes Cast	1,437	100.00%	<div><div></div></div>	324	998	110	5	0
Overvotes	0			0	0	0	0	0
Undervotes	49			18	27	3	1	0
Contest Totals	1,486			342	1,025	113	6	0

Member, State Board of Education, District 12 CCD

Vote For 1

	TOTAL	VOTE %		Election Day	Early Voting	Ballot By Mail	Provisional Ballots	Limited Ballots
REP Pam Little	719	49.90%	<div><div></div></div>	173	488	57	1	0
DEM Alex Cornwallis	681	47.26%	<div><div></div></div>	143	484	50	4	0
LIB Christy Mowrey	41	2.85%	<div><div></div></div>	12	27	2	0	0
Write-In Totals	0	0.00%	<div><div></div></div>	0	0	0	0	0
Total Votes Cast	1,441	100.00%	<div><div></div></div>	328	999	109	5	0
Overvotes	0			0	0	0	0	0
Undervotes	45			14	26	4	1	0
Contest Totals	1,486			342	1,025	113	6	0

State Senator, District 8

Vote For 1

	TOTAL	VOTE %		Election Day	Early Voting	Ballot By Mail	Provisional Ballots	Limited Ballots
REP Angela Paxton	667	46.51%	<div><div></div></div>	164	451	51	1	0
DEM Jonathan Cocks	727	50.70%	<div><div></div></div>	148	517	58	4	0
LIB Edward Kless	40	2.79%	<div><div></div></div>	14	26	0	0	0
Total Votes Cast	1,434	100.00%	<div><div></div></div>	326	994	109	5	0
Overvotes	0			0	0	0	0	0
Undervotes	52			16	31	4	1	0
Contest Totals	1,486			342	1,025	113	6	0

State Representative, District 70

Vote For 1

	TOTAL	VOTE %		Election Day	Early Voting	Ballot By Mail	Provisional Ballots	Limited Ballots
REP Jamee Jolly	750	52.05%	<div><div></div></div>	178	510	59	3	0
DEM Mihaela Elizabeth Plesa	691	47.95%	<div><div></div></div>	149	489	50	3	0
Total Votes Cast	1,441	100.00%	<div><div></div></div>	327	999	109	6	0
Overvotes	0			0	0	0	0	0
Undervotes	45			15	26	4	0	0
Contest Totals	1,486			342	1,025	113	6	0

PCT 067

Justice, 5th Court of Appeals District, Place 4

Vote For 1

	TOTAL	VOTE %		Election Day	Early Voting	Ballot By Mail	Provisional Ballots	Limited Ballots
REP Emily A. Miskel	726	51.13%	<div><div></div></div>	175	493	57	1	0
DEM Maricela Moore	694	48.87%	<div><div></div></div>	148	494	48	4	0
Total Votes Cast	1,420	100.00%	<div><div></div></div>	323	987	105	5	0
Overvotes	0			0	0	0	0	0
Undervotes	66			19	38	8	1	0
Contest Totals	1,486			342	1,025	113	6	0

Justice, 5th Court of Appeals District, Place 7

Vote For 1

	TOTAL	VOTE %		Election Day	Early Voting	Ballot By Mail	Provisional Ballots	Limited Ballots
REP Kristina Williams	720	50.60%	<div><div></div></div>	173	491	56	0	0
DEM Nancy Kennedy	703	49.40%	<div><div></div></div>	151	500	48	4	0
Total Votes Cast	1,423	100.00%	<div><div></div></div>	324	991	104	4	0
Overvotes	0			0	0	0	0	0
Undervotes	63			18	34	9	2	0
Contest Totals	1,486			342	1,025	113	6	0

County Judge CCD

Vote For 1

	TOTAL	VOTE %		Election Day	Early Voting	Ballot By Mail	Provisional Ballots	Limited Ballots
REP Chris Hill	733	51.15%	<div><div></div></div>	173	503	56	1	0
DEM Joshua Murray	700	48.85%	<div><div></div></div>	149	499	48	4	0
Total Votes Cast	1,433	100.00%	<div><div></div></div>	322	1,002	104	5	0
Overvotes	0			0	0	0	0	0
Undervotes	53			20	23	9	1	0
Contest Totals	1,486			342	1,025	113	6	0

District Clerk CCD

Vote For 1

	TOTAL	VOTE %		Election Day	Early Voting	Ballot By Mail	Provisional Ballots	Limited Ballots
REP Mike Gould	730	51.23%	<div><div></div></div>	176	498	55	1	0
DEM David Brignac	695	48.77%	<div><div></div></div>	147	495	49	4	0
Total Votes Cast	1,425	100.00%	<div><div></div></div>	323	993	104	5	0
Overvotes	0			0	0	0	0	0
Undervotes	61			19	32	9	1	0
Contest Totals	1,486			342	1,025	113	6	0

PCT 067

County Commissioner, Precinct 4

Vote For 1

	TOTAL	VOTE %		Election Day	Early Voting	Ballot By Mail	Provision al Ballots	Limited Ballots
REP Duncan Webb	736	51.69%	<div><div></div></div>	174	505	56	1	0
DEM Jeffrey Williams	688	48.31%	<div><div></div></div>	151	485	48	4	0
Total Votes Cast	1,424	100.00%	<div><div></div></div>	325	990	104	5	0
Overvotes	0			0	0	0	0	0
Undervotes	62			17	35	9	1	0
Contest Totals	1,486			342	1,025	113	6	0

Justice of the Peace, Precinct 3

Vote For 1

	TOTAL	VOTE %		Election Day	Early Voting	Ballot By Mail	Provision al Ballots	Limited Ballots
REP Mike Missildine	729	51.27%	<div><div></div></div>	179	494	55	1	0
DEM Irvin Lynn Barrett	693	48.73%	<div><div></div></div>	144	497	48	4	0
Total Votes Cast	1,422	100.00%	<div><div></div></div>	323	991	103	5	0
Overvotes	0			0	0	0	0	0
Undervotes	64			19	34	10	1	0
Contest Totals	1,486			342	1,025	113	6	0

PCT 068

U. S. Representative, District 32

Vote For 1

	TOTAL	VOTE %		Election Day	Early Voting	Ballot By Mail	Provisional Ballots	Limited Ballots
REP Antonio Swad	438	48.29%	<div><div></div></div>	140	283	15	0	0
DEM Colin Allred	469	51.71%	<div><div></div></div>	136	312	18	3	0
Total Votes Cast	907	100.00%	<div><div></div></div>	276	595	33	3	0
Overvotes	0			0	0	0	0	0
Undervotes	23			10	13	0	0	0
Contest Totals	930			286	608	33	3	0

Governor

Vote For 1

	TOTAL	VOTE %		Election Day	Early Voting	Ballot By Mail	Provisional Ballots	Limited Ballots
REP Greg Abbott	446	48.06%	<div><div></div></div>	139	290	17	0	0
DEM Beto O'Rourke	459	49.46%	<div><div></div></div>	136	305	15	3	0
LIB Mark Tippetts	18	1.94%	<div><div></div></div>	5	12	1	0	0
GRN Delilah Barrios	5	0.54%	<div><div></div></div>	5	0	0	0	0
Write-In Totals	0	0.00%	<div><div></div></div>	0	0	0	0	0
Total Votes Cast	928	100.00%	<div><div></div></div>	285	607	33	3	0
Overvotes	0			0	0	0	0	0
Undervotes	2			1	1	0	0	0
Contest Totals	930			286	608	33	3	0

Lieutenant Governor

Vote For 1

	TOTAL	VOTE %		Election Day	Early Voting	Ballot By Mail	Provisional Ballots	Limited Ballots
REP Dan Patrick	422	46.32%	<div><div></div></div>	135	272	15	0	0
DEM Mike Collier	458	50.27%	<div><div></div></div>	133	305	17	3	0
LIB Shanna Steele	31	3.40%	<div><div></div></div>	10	20	1	0	0
Total Votes Cast	911	100.00%	<div><div></div></div>	278	597	33	3	0
Overvotes	0			0	0	0	0	0
Undervotes	19			8	11	0	0	0
Contest Totals	930			286	608	33	3	0

Attorney General

Vote For 1

	TOTAL	VOTE %		Election Day	Early Voting	Ballot By Mail	Provisional Ballots	Limited Ballots
REP Ken Paxton	416	45.87%	<div><div></div></div>	133	267	16	0	0
DEM Rochelle Mercedes Garza	451	49.72%	<div><div></div></div>	133	300	15	3	0
LIB Mark Ash	40	4.41%	<div><div></div></div>	11	28	1	0	0
Total Votes Cast	907	100.00%	<div><div></div></div>	277	595	32	3	0
Overvotes	0			0	0	0	0	0
Undervotes	23			9	13	1	0	0
Contest Totals	930			286	608	33	3	0

PCT 068

Comptroller of Public Accounts

Vote For 1

	TOTAL	VOTE %		Election Day	Early Voting	Ballot By Mail	Provisional Ballots	Limited Ballots
REP Glenn Hegar	435	48.55%	<div><div></div></div>	133	286	16	0	0
DEM Janet T. Dudding	427	47.66%	<div><div></div></div>	130	281	13	3	0
LIB V. Alonzo Echevarria-Garza	34	3.79%	<div><div></div></div>	11	21	2	0	0
Total Votes Cast	896	100.00%	<div><div></div></div>	274	588	31	3	0
Overvotes	0			0	0	0	0	0
Undervotes	34			12	20	2	0	0
Contest Totals	930			286	608	33	3	0

Commissioner of the General Land Office

Vote For 1

	TOTAL	VOTE %		Election Day	Early Voting	Ballot By Mail	Provisional Ballots	Limited Ballots
REP Dawn Buckingham	447	49.78%	<div><div></div></div>	142	290	15	0	0
DEM Jay Kleberg	434	48.33%	<div><div></div></div>	127	288	16	3	0
GRN Alfred Molison, Jr	16	1.78%	<div><div></div></div>	5	10	1	0	0
Write-In Totals	1	0.11%	<div><div></div></div>	1	0	0	0	0
Total Votes Cast	898	100.00%	<div><div></div></div>	275	588	32	3	0
Overvotes	0			0	0	0	0	0
Undervotes	32			11	20	1	0	0
Contest Totals	930			286	608	33	3	0

Commissioner of Agriculture

Vote For 1

	TOTAL	VOTE %		Election Day	Early Voting	Ballot By Mail	Provisional Ballots	Limited Ballots
REP Sid Miller	445	49.55%	<div><div></div></div>	138	292	15	0	0
DEM Susan Hays	453	50.45%	<div><div></div></div>	135	298	17	3	0
Total Votes Cast	898	100.00%	<div><div></div></div>	273	590	32	3	0
Overvotes	0			0	0	0	0	0
Undervotes	32			13	18	1	0	0
Contest Totals	930			286	608	33	3	0

Railroad Commissioner

Vote For 1

	TOTAL	VOTE %		Election Day	Early Voting	Ballot By Mail	Provisional Ballots	Limited Ballots
REP Wayne Christian	428	47.66%	<div><div></div></div>	134	278	16	0	0
DEM Luke Warford	422	46.99%	<div><div></div></div>	118	288	14	2	0
LIB Jaime Andres Diez	39	4.34%	<div><div></div></div>	17	19	2	1	0
GRN Hunter Wayne Crow	9	1.00%	<div><div></div></div>	3	6	0	0	0
Total Votes Cast	898	100.00%	<div><div></div></div>	272	591	32	3	0
Overvotes	0			0	0	0	0	0
Undervotes	32			14	17	1	0	0
Contest Totals	930			286	608	33	3	0

PCT 068

Justice, Supreme Court, Place 3

Vote For 1

	TOTAL	VOTE %		Election Day	Early Voting	Ballot By Mail	Provisional Ballots	Limited Ballots
REP Debra Lehrmann	434	48.17%	<div><div></div></div>	135	283	16	0	0
DEM Erin A. Nowell	435	48.28%	<div><div></div></div>	127	291	14	3	0
LIB Thomas Edward Oxford	32	3.55%	<div><div></div></div>	15	16	1	0	0
Total Votes Cast	901	100.00%	<div><div></div></div>	277	590	31	3	0
Overvotes	0			0	0	0	0	0
Undervotes	29			9	18	2	0	0
Contest Totals	930			286	608	33	3	0

Justice, Supreme Court, Place 5

Vote For 1

	TOTAL	VOTE %		Election Day	Early Voting	Ballot By Mail	Provisional Ballots	Limited Ballots
REP Rebeca Huddle	452	50.67%	<div><div></div></div>	143	293	16	0	0
DEM Amanda Reichel	440	49.33%	<div><div></div></div>	129	293	15	3	0
Total Votes Cast	892	100.00%	<div><div></div></div>	272	586	31	3	0
Overvotes	0			0	0	0	0	0
Undervotes	38			14	22	2	0	0
Contest Totals	930			286	608	33	3	0

Justice, Supreme Court, Place 9

Vote For 1

	TOTAL	VOTE %		Election Day	Early Voting	Ballot By Mail	Provisional Ballots	Limited Ballots
REP Evan Young	444	49.55%	<div><div></div></div>	137	291	16	0	0
DEM Julia Maldonado	452	50.45%	<div><div></div></div>	138	296	15	3	0
Total Votes Cast	896	100.00%	<div><div></div></div>	275	587	31	3	0
Overvotes	0			0	0	0	0	0
Undervotes	34			11	21	2	0	0
Contest Totals	930			286	608	33	3	0

Judge, Court of Criminal Appeals, Place 5

Vote For 1

	TOTAL	VOTE %		Election Day	Early Voting	Ballot By Mail	Provisional Ballots	Limited Ballots
REP Scott Walker	441	49.66%	<div><div></div></div>	140	284	17	0	0
DEM Dana Huffman	447	50.34%	<div><div></div></div>	134	295	15	3	0
Total Votes Cast	888	100.00%	<div><div></div></div>	274	579	32	3	0
Overvotes	0			0	0	0	0	0
Undervotes	42			12	29	1	0	0
Contest Totals	930			286	608	33	3	0

PCT 068

Judge, Court of Criminal Appeals, Place 6

Vote For 1

	TOTAL	VOTE %		Election Day	Early Voting	Ballot By Mail	Provisional Ballots	Limited Ballots
REP Jesse F. McClure, III	435	49.04%	<div><div></div></div>	136	284	15	0	0
DEM Robert Johnson	452	50.96%	<div><div></div></div>	135	297	17	3	0
Total Votes Cast	887	100.00%	<div><div></div></div>	271	581	32	3	0
Overvotes	0			0	0	0	0	0
Undervotes	43			15	27	1	0	0
Contest Totals	930			286	608	33	3	0

Member, State Board of Education, District 12 CCD

Vote For 1

	TOTAL	VOTE %		Election Day	Early Voting	Ballot By Mail	Provisional Ballots	Limited Ballots
REP Pam Little	426	47.65%	<div><div></div></div>	137	274	15	0	0
DEM Alex Cornwallis	425	47.54%	<div><div></div></div>	122	285	15	3	0
LIB Christy Mowrey	43	4.81%	<div><div></div></div>	14	27	2	0	0
Write-In Totals	0	0.00%	<div><div></div></div>	0	0	0	0	0
Total Votes Cast	894	100.00%	<div><div></div></div>	273	586	32	3	0
Overvotes	0			0	0	0	0	0
Undervotes	36			13	22	1	0	0
Contest Totals	930			286	608	33	3	0

State Senator, District 8

Vote For 1

	TOTAL	VOTE %		Election Day	Early Voting	Ballot By Mail	Provisional Ballots	Limited Ballots
REP Angela Paxton	415	46.11%	<div><div></div></div>	138	261	16	0	0
DEM Jonathan Cocks	445	49.44%	<div><div></div></div>	127	300	15	3	0
LIB Edward Kless	40	4.44%	<div><div></div></div>	11	28	1	0	0
Total Votes Cast	900	100.00%	<div><div></div></div>	276	589	32	3	0
Overvotes	0			0	0	0	0	0
Undervotes	30			10	19	1	0	0
Contest Totals	930			286	608	33	3	0

State Representative, District 33

Vote For 1

	TOTAL	VOTE %		Election Day	Early Voting	Ballot By Mail	Provisional Ballots	Limited Ballots
REP Justin Holland	449	50.73%	<div><div></div></div>	143	290	16	0	0
DEM Graeson Lynskey	436	49.27%	<div><div></div></div>	127	292	14	3	0
Total Votes Cast	885	100.00%	<div><div></div></div>	270	582	30	3	0
Overvotes	0			0	0	0	0	0
Undervotes	45			16	26	3	0	0
Contest Totals	930			286	608	33	3	0

PCT 068

Justice, 5th Court of Appeals District, Place 4

Vote For 1

	TOTAL	VOTE %		Election Day	Early Voting	Ballot By Mail	Provisional Ballots	Limited Ballots
REP Emily A. Miskel	433	49.15%	<div><div></div></div>	139	279	15	0	0
DEM Maricela Moore	448	50.85%	<div><div></div></div>	133	295	17	3	0
Total Votes Cast	881	100.00%	<div><div></div></div>	272	574	32	3	0
Overvotes	0			0	0	0	0	0
Undervotes	49			14	34	1	0	0
Contest Totals	930			286	608	33	3	0

Justice, 5th Court of Appeals District, Place 7

Vote For 1

	TOTAL	VOTE %		Election Day	Early Voting	Ballot By Mail	Provisional Ballots	Limited Ballots
REP Kristina Williams	439	49.66%	<div><div></div></div>	141	282	16	0	0
DEM Nancy Kennedy	445	50.34%	<div><div></div></div>	128	298	16	3	0
Total Votes Cast	884	100.00%	<div><div></div></div>	269	580	32	3	0
Overvotes	0			0	0	0	0	0
Undervotes	46			17	28	1	0	0
Contest Totals	930			286	608	33	3	0

County Judge CCD

Vote For 1

	TOTAL	VOTE %		Election Day	Early Voting	Ballot By Mail	Provisional Ballots	Limited Ballots
REP Chris Hill	441	49.72%	<div><div></div></div>	140	285	16	0	0
DEM Joshua Murray	446	50.28%	<div><div></div></div>	132	295	16	3	0
Total Votes Cast	887	100.00%	<div><div></div></div>	272	580	32	3	0
Overvotes	0			0	0	0	0	0
Undervotes	43			14	28	1	0	0
Contest Totals	930			286	608	33	3	0

District Clerk CCD

Vote For 1

	TOTAL	VOTE %		Election Day	Early Voting	Ballot By Mail	Provisional Ballots	Limited Ballots
REP Mike Gould	440	50.17%	<div><div></div></div>	142	283	15	0	0
DEM David Brignac	437	49.83%	<div><div></div></div>	126	291	17	3	0
Total Votes Cast	877	100.00%	<div><div></div></div>	268	574	32	3	0
Overvotes	0			0	0	0	0	0
Undervotes	53			18	34	1	0	0
Contest Totals	930			286	608	33	3	0

PCT 068

Justice of the Peace, Precinct 3

Vote For 1

	TOTAL	VOTE %		Election Day	Early Voting	Ballot By Mail	Provision al Ballots	Limited Ballots
REP Mike Missildine	443	50.34%	<div><div></div></div>	138	289	16	0	0
DEM Irvin Lynn Barrett	437	49.66%	<div><div></div></div>	130	288	16	3	0
Total Votes Cast	880	100.00%	<div><div></div></div>	268	577	32	3	0
Overvotes	0			0	0	0	0	0
Undervotes	50			18	31	1	0	0
Contest Totals	930			286	608	33	3	0

PCT 069

U. S. Representative District 3

Vote For 1

	TOTAL	VOTE %		Election Day	Early Voting	Ballot By Mail	Provisional Ballots	Limited Ballots
REP Keith Self	1,202	53.45%	<div><div></div></div>	241	909	50	2	0
DEM Sandeep Srivastava	995	44.24%	<div><div></div></div>	168	788	37	2	0
LIB Christopher Claytor	52	2.31%	<div><div></div></div>	13	38	1	0	0
Total Votes Cast	2,249	100.00%	<div><div></div></div>	422	1,735	88	4	0
Overvotes	0			0	0	0	0	0
Undervotes	48			18	30	0	0	0
Contest Totals	2,297			440	1,765	88	4	0

Governor

Vote For 1

	TOTAL	VOTE %		Election Day	Early Voting	Ballot By Mail	Provisional Ballots	Limited Ballots
REP Greg Abbott	1,167	51.25%	<div><div></div></div>	238	879	48	2	0
DEM Beto O'Rourke	1,079	47.39%	<div><div></div></div>	193	845	39	2	0
LIB Mark Tippetts	23	1.01%	<div><div></div></div>	1	22	0	0	0
GRN Delilah Barrios	4	0.18%	<div><div></div></div>	1	3	0	0	0
Write-In Totals	4	0.18%	<div><div></div></div>	0	4	0	0	0
Total Votes Cast	2,277	100.00%	<div><div></div></div>	433	1,753	87	4	0
Overvotes	0			0	0	0	0	0
Undervotes	20			7	12	1	0	0
Contest Totals	2,297			440	1,765	88	4	0

Lieutenant Governor

Vote For 1

	TOTAL	VOTE %		Election Day	Early Voting	Ballot By Mail	Provisional Ballots	Limited Ballots
REP Dan Patrick	1,112	48.99%	<div><div></div></div>	231	835	44	2	0
DEM Mike Collier	1,104	48.63%	<div><div></div></div>	190	869	43	2	0
LIB Shanna Steele	54	2.38%	<div><div></div></div>	11	43	0	0	0
Total Votes Cast	2,270	100.00%	<div><div></div></div>	432	1,747	87	4	0
Overvotes	0			0	0	0	0	0
Undervotes	27			8	18	1	0	0
Contest Totals	2,297			440	1,765	88	4	0

Attorney General

Vote For 1

	TOTAL	VOTE %		Election Day	Early Voting	Ballot By Mail	Provisional Ballots	Limited Ballots
REP Ken Paxton	1,087	48.27%	<div><div></div></div>	231	813	41	2	0
DEM Rochelle Mercedes Garza	1,076	47.78%	<div><div></div></div>	180	854	40	2	0
LIB Mark Ash	89	3.95%	<div><div></div></div>	19	66	4	0	0
Total Votes Cast	2,252	100.00%	<div><div></div></div>	430	1,733	85	4	0
Overvotes	0			0	0	0	0	0
Undervotes	45			10	32	3	0	0
Contest Totals	2,297			440	1,765	88	4	0

PCT 069

Comptroller of Public Accounts

Vote For 1

	TOTAL	VOTE %		Election Day	Early Voting	Ballot By Mail	Provisional Ballots	Limited Ballots
REP Glenn Hegar	1,222	54.58%	<div><div></div></div>	251	919	50	2	0
DEM Janet T. Dudding	980	43.77%	<div><div></div></div>	168	774	36	2	0
LIB V. Alonzo Echevarria-Garza	37	1.65%	<div><div></div></div>	8	28	1	0	0
Total Votes Cast	2,239	100.00%	<div><div></div></div>	427	1,721	87	4	0
Overvotes	0			0	0	0	0	0
Undervotes	58			13	44	1	0	0
Contest Totals	2,297			440	1,765	88	4	0

Commissioner of the General Land Office

Vote For 1

	TOTAL	VOTE %		Election Day	Early Voting	Ballot By Mail	Provisional Ballots	Limited Ballots
REP Dawn Buckingham	1,211	54.06%	<div><div></div></div>	250	909	50	2	0
DEM Jay Kleberg	997	44.51%	<div><div></div></div>	170	788	37	2	0
GRN Alfred Molison, Jr	31	1.38%	<div><div></div></div>	7	24	0	0	0
Write-In Totals	1	0.04%	<div><div></div></div>	0	1	0	0	0
Total Votes Cast	2,240	100.00%	<div><div></div></div>	427	1,722	87	4	0
Overvotes	0			0	0	0	0	0
Undervotes	57			13	43	1	0	0
Contest Totals	2,297			440	1,765	88	4	0

Commissioner of Agriculture

Vote For 1

	TOTAL	VOTE %		Election Day	Early Voting	Ballot By Mail	Provisional Ballots	Limited Ballots
REP Sid Miller	1,199	53.53%	<div><div></div></div>	247	902	49	1	0
DEM Susan Hays	1,041	46.47%	<div><div></div></div>	178	823	37	3	0
Total Votes Cast	2,240	100.00%	<div><div></div></div>	425	1,725	86	4	0
Overvotes	0			0	0	0	0	0
Undervotes	57			15	40	2	0	0
Contest Totals	2,297			440	1,765	88	4	0

Railroad Commissioner

Vote For 1

	TOTAL	VOTE %		Election Day	Early Voting	Ballot By Mail	Provisional Ballots	Limited Ballots
REP Wayne Christian	1,180	52.82%	<div><div></div></div>	244	885	49	2	0
DEM Luke Warford	982	43.96%	<div><div></div></div>	166	778	36	2	0
LIB Jaime Andres Diez	53	2.37%	<div><div></div></div>	11	42	0	0	0
GRN Hunter Wayne Crow	19	0.85%	<div><div></div></div>	3	15	1	0	0
Total Votes Cast	2,234	100.00%	<div><div></div></div>	424	1,720	86	4	0
Overvotes	0			0	0	0	0	0
Undervotes	63			16	45	2	0	0
Contest Totals	2,297			440	1,765	88	4	0

PCT 069

Justice, Supreme Court, Place 3

Vote For 1

	TOTAL	VOTE %		Election Day	Early Voting	Ballot By Mail	Provisional Ballots	Limited Ballots
REP Debra Lehrmann	1,215	54.39%	<div><div></div></div>	245	919	49	2	0
DEM Erin A. Nowell	973	43.55%	<div><div></div></div>	165	769	37	2	0
LIB Thomas Edward Oxford	46	2.06%	<div><div></div></div>	13	33	0	0	0
Total Votes Cast	2,234	100.00%	<div><div></div></div>	423	1,721	86	4	0
Overvotes	0			0	0	0	0	0
Undervotes	63			17	44	2	0	0
Contest Totals	2,297			440	1,765	88	4	0

Justice, Supreme Court, Place 5

Vote For 1

	TOTAL	VOTE %		Election Day	Early Voting	Ballot By Mail	Provisional Ballots	Limited Ballots
REP Rebeca Huddle	1,217	54.77%	<div><div></div></div>	247	918	50	2	0
DEM Amanda Reichel	1,005	45.23%	<div><div></div></div>	176	791	36	2	0
Total Votes Cast	2,222	100.00%	<div><div></div></div>	423	1,709	86	4	0
Overvotes	0			0	0	0	0	0
Undervotes	75			17	56	2	0	0
Contest Totals	2,297			440	1,765	88	4	0

Justice, Supreme Court, Place 9

Vote For 1

	TOTAL	VOTE %		Election Day	Early Voting	Ballot By Mail	Provisional Ballots	Limited Ballots
REP Evan Young	1,193	53.86%	<div><div></div></div>	244	901	47	1	0
DEM Julia Maldonado	1,022	46.14%	<div><div></div></div>	179	802	38	3	0
Total Votes Cast	2,215	100.00%	<div><div></div></div>	423	1,703	85	4	0
Overvotes	0			0	0	0	0	0
Undervotes	82			17	62	3	0	0
Contest Totals	2,297			440	1,765	88	4	0

Judge, Court of Criminal Appeals, Place 5

Vote For 1

	TOTAL	VOTE %		Election Day	Early Voting	Ballot By Mail	Provisional Ballots	Limited Ballots
REP Scott Walker	1,193	53.88%	<div><div></div></div>	240	902	50	1	0
DEM Dana Huffman	1,021	46.12%	<div><div></div></div>	179	803	36	3	0
Total Votes Cast	2,214	100.00%	<div><div></div></div>	419	1,705	86	4	0
Overvotes	0			0	0	0	0	0
Undervotes	83			21	60	2	0	0
Contest Totals	2,297			440	1,765	88	4	0

PCT 069

Judge, Court of Criminal Appeals, Place 6

Vote For 1

	TOTAL	VOTE %		Election Day	Early Voting	Ballot By Mail	Provisional Ballots	Limited Ballots
REP Jesse F. McClure, III	1,199	54.43%	<div><div></div></div>	241	907	49	2	0
DEM Robert Johnson	1,004	45.57%	<div><div></div></div>	175	791	36	2	0
Total Votes Cast	2,203	100.00%	<div><div></div></div>	416	1,698	85	4	0
Overvotes	0			0	0	0	0	0
Undervotes	94			24	67	3	0	0
Contest Totals	2,297			440	1,765	88	4	0

Member, State Board of Education, District 12 CCD

Vote For 1

	TOTAL	VOTE %		Election Day	Early Voting	Ballot By Mail	Provisional Ballots	Limited Ballots
REP Pam Little	1,184	53.60%	<div><div></div></div>	237	896	49	2	0
DEM Alex Cornwallis	969	43.87%	<div><div></div></div>	168	763	36	2	0
LIB Christy Mowrey	55	2.49%	<div><div></div></div>	16	38	1	0	0
Write-In Totals	1	0.05%	<div><div></div></div>	0	1	0	0	0
Total Votes Cast	2,209	100.00%	<div><div></div></div>	421	1,698	86	4	0
Overvotes	0			0	0	0	0	0
Undervotes	88			19	67	2	0	0
Contest Totals	2,297			440	1,765	88	4	0

State Senator, District 8

Vote For 1

	TOTAL	VOTE %		Election Day	Early Voting	Ballot By Mail	Provisional Ballots	Limited Ballots
REP Angela Paxton	1,105	49.80%	<div><div></div></div>	229	832	42	2	0
DEM Jonathan Cocks	1,040	46.87%	<div><div></div></div>	180	818	40	2	0
LIB Edward Kless	74	3.33%	<div><div></div></div>	14	59	1	0	0
Total Votes Cast	2,219	100.00%	<div><div></div></div>	423	1,709	83	4	0
Overvotes	0			0	0	0	0	0
Undervotes	78			17	56	5	0	0
Contest Totals	2,297			440	1,765	88	4	0

State Representative, District 70

Vote For 1

	TOTAL	VOTE %		Election Day	Early Voting	Ballot By Mail	Provisional Ballots	Limited Ballots
REP Jamee Jolly	1,228	54.99%	<div><div></div></div>	253	925	48	2	0
DEM Mihaela Elizabeth Plesa	1,005	45.01%	<div><div></div></div>	171	794	38	2	0
Total Votes Cast	2,233	100.00%	<div><div></div></div>	424	1,719	86	4	0
Overvotes	0			0	0	0	0	0
Undervotes	64			16	46	2	0	0
Contest Totals	2,297			440	1,765	88	4	0

PCT 069

Justice, 5th Court of Appeals District, Place 4

Vote For 1

	TOTAL	VOTE %		Election Day	Early Voting	Ballot By Mail	Provisional Ballots	Limited Ballots
REP Emily A. Miskel	1,183	53.97%	<div><div></div></div>	244	890	47	2	0
DEM Maricela Moore	1,009	46.03%	<div><div></div></div>	175	796	36	2	0
Total Votes Cast	2,192	100.00%	<div><div></div></div>	419	1,686	83	4	0
Overvotes	0			0	0	0	0	0
Undervotes	105			21	79	5	0	0
Contest Totals	2,297			440	1,765	88	4	0

Justice, 5th Court of Appeals District, Place 7

Vote For 1

	TOTAL	VOTE %		Election Day	Early Voting	Ballot By Mail	Provisional Ballots	Limited Ballots
REP Kristina Williams	1,175	53.60%	<div><div></div></div>	236	890	47	2	0
DEM Nancy Kennedy	1,017	46.40%	<div><div></div></div>	182	797	36	2	0
Total Votes Cast	2,192	100.00%	<div><div></div></div>	418	1,687	83	4	0
Overvotes	0			0	0	0	0	0
Undervotes	105			22	78	5	0	0
Contest Totals	2,297			440	1,765	88	4	0

County Judge CCD

Vote For 1

	TOTAL	VOTE %		Election Day	Early Voting	Ballot By Mail	Provisional Ballots	Limited Ballots
REP Chris Hill	1,205	54.33%	<div><div></div></div>	254	902	47	2	0
DEM Joshua Murray	1,013	45.67%	<div><div></div></div>	170	804	37	2	0
Total Votes Cast	2,218	100.00%	<div><div></div></div>	424	1,706	84	4	0
Overvotes	0			0	0	0	0	0
Undervotes	79			16	59	4	0	0
Contest Totals	2,297			440	1,765	88	4	0

District Clerk CCD

Vote For 1

	TOTAL	VOTE %		Election Day	Early Voting	Ballot By Mail	Provisional Ballots	Limited Ballots
REP Mike Gould	1,210	55.02%	<div><div></div></div>	248	914	46	2	0
DEM David Brignac	989	44.98%	<div><div></div></div>	171	780	36	2	0
Total Votes Cast	2,199	100.00%	<div><div></div></div>	419	1,694	82	4	0
Overvotes	0			0	0	0	0	0
Undervotes	98			21	71	6	0	0
Contest Totals	2,297			440	1,765	88	4	0

PCT 069

County Commissioner, Precinct 4

Vote For 1

	TOTAL	VOTE %		Election Day	Early Voting	Ballot By Mail	Provision al Ballots	Limited Ballots
REP Duncan Webb	1,238	56.20%	<div><div></div></div>	254	934	48	2	0
DEM Jeffrey Williams	965	43.80%	<div><div></div></div>	164	763	36	2	0
Total Votes Cast	2,203	100.00%	<div><div></div></div>	418	1,697	84	4	0
Overvotes	0			0	0	0	0	0
Undervotes	94			22	68	4	0	0
Contest Totals	2,297			440	1,765	88	4	0

Justice of the Peace, Precinct 3

Vote For 1

	TOTAL	VOTE %		Election Day	Early Voting	Ballot By Mail	Provision al Ballots	Limited Ballots
REP Mike Missildine	1,198	54.75%	<div><div></div></div>	241	909	46	2	0
DEM Irvin Lynn Barrett	990	45.25%	<div><div></div></div>	175	777	36	2	0
Total Votes Cast	2,188	100.00%	<div><div></div></div>	416	1,686	82	4	0
Overvotes	0			0	0	0	0	0
Undervotes	109			24	79	6	0	0
Contest Totals	2,297			440	1,765	88	4	0

PCT 070

U. S. Representative, District 4

Vote For 1

	TOTAL	VOTE %		Election Day	Early Voting	Ballot By Mail	Provisional Ballots	Limited Ballots
REP Pat Fallon	629	55.81%	<div><div></div></div>	137	473	19	0	0
DEM Iro Omere	467	41.44%	<div><div></div></div>	92	359	15	1	0
LIB John Simmons	31	2.75%	<div><div></div></div>	11	18	2	0	0
Total Votes Cast	1,127	100.00%	<div><div></div></div>	240	850	36	1	0
Overvotes	0			0	0	0	0	0
Undervotes	29			6	23	0	0	0
Contest Totals	1,156			246	873	36	1	0

Governor

Vote For 1

	TOTAL	VOTE %		Election Day	Early Voting	Ballot By Mail	Provisional Ballots	Limited Ballots
REP Greg Abbott	618	53.69%	<div><div></div></div>	133	467	18	0	0
DEM Beto O'Rourke	516	44.83%	<div><div></div></div>	108	392	15	1	0
LIB Mark Tippetts	13	1.13%	<div><div></div></div>	2	8	3	0	0
GRN Delilah Barrios	3	0.26%	<div><div></div></div>	1	2	0	0	0
Write-In Totals	1	0.09%	<div><div></div></div>	0	1	0	0	0
Total Votes Cast	1,151	100.00%	<div><div></div></div>	244	870	36	1	0
Overvotes	0			0	0	0	0	0
Undervotes	5			2	3	0	0	0
Contest Totals	1,156			246	873	36	1	0

Lieutenant Governor

Vote For 1

	TOTAL	VOTE %		Election Day	Early Voting	Ballot By Mail	Provisional Ballots	Limited Ballots
REP Dan Patrick	589	51.67%	<div><div></div></div>	128	446	15	0	0
DEM Mike Collier	517	45.35%	<div><div></div></div>	102	397	17	1	0
LIB Shanna Steele	34	2.98%	<div><div></div></div>	10	20	4	0	0
Total Votes Cast	1,140	100.00%	<div><div></div></div>	240	863	36	1	0
Overvotes	0			0	0	0	0	0
Undervotes	16			6	10	0	0	0
Contest Totals	1,156			246	873	36	1	0

Attorney General

Vote For 1

	TOTAL	VOTE %		Election Day	Early Voting	Ballot By Mail	Provisional Ballots	Limited Ballots
REP Ken Paxton	579	51.24%	<div><div></div></div>	133	431	15	0	0
DEM Rochelle Mercedes Garza	506	44.78%	<div><div></div></div>	96	391	18	1	0
LIB Mark Ash	45	3.98%	<div><div></div></div>	10	33	2	0	0
Total Votes Cast	1,130	100.00%	<div><div></div></div>	239	855	35	1	0
Overvotes	0			0	0	0	0	0
Undervotes	26			7	18	1	0	0
Contest Totals	1,156			246	873	36	1	0

PCT 070

Comptroller of Public Accounts

Vote For 1

	TOTAL	VOTE %		Election Day	Early Voting	Ballot By Mail	Provisional Ballots	Limited Ballots
REP Glenn Hegar	641	56.93%	<div><div></div></div>	135	487	19	0	0
DEM Janet T. Dudding	464	41.21%	<div><div></div></div>	97	351	15	1	0
LIB V. Alonzo Echevarria-Garza	21	1.86%	<div><div></div></div>	6	14	1	0	0
Total Votes Cast	1,126	100.00%	<div><div></div></div>	238	852	35	1	0
Overvotes	0			0	0	0	0	0
Undervotes	30			8	21	1	0	0
Contest Totals	1,156			246	873	36	1	0

Commissioner of the General Land Office

Vote For 1

	TOTAL	VOTE %		Election Day	Early Voting	Ballot By Mail	Provisional Ballots	Limited Ballots
REP Dawn Buckingham	631	56.19%	<div><div></div></div>	140	473	18	0	0
DEM Jay Kleberg	475	42.30%	<div><div></div></div>	97	360	17	1	0
GRN Alfred Molison, Jr	17	1.51%	<div><div></div></div>	1	15	1	0	0
Write-In Totals	0	0.00%	<div><div></div></div>	0	0	0	0	0
Total Votes Cast	1,123	100.00%	<div><div></div></div>	238	848	36	1	0
Overvotes	0			0	0	0	0	0
Undervotes	33			8	25	0	0	0
Contest Totals	1,156			246	873	36	1	0

Commissioner of Agriculture

Vote For 1

	TOTAL	VOTE %		Election Day	Early Voting	Ballot By Mail	Provisional Ballots	Limited Ballots
REP Sid Miller	620	55.31%	<div><div></div></div>	135	468	17	0	0
DEM Susan Hays	501	44.69%	<div><div></div></div>	102	380	18	1	0
Total Votes Cast	1,121	100.00%	<div><div></div></div>	237	848	35	1	0
Overvotes	0			0	0	0	0	0
Undervotes	35			9	25	1	0	0
Contest Totals	1,156			246	873	36	1	0

Railroad Commissioner

Vote For 1

	TOTAL	VOTE %		Election Day	Early Voting	Ballot By Mail	Provisional Ballots	Limited Ballots
REP Wayne Christian	614	54.63%	<div><div></div></div>	136	461	17	0	0
DEM Luke Warford	473	42.08%	<div><div></div></div>	91	366	15	1	0
LIB Jaime Andres Diez	25	2.22%	<div><div></div></div>	5	18	2	0	0
GRN Hunter Wayne Crow	12	1.07%	<div><div></div></div>	4	7	1	0	0
Total Votes Cast	1,124	100.00%	<div><div></div></div>	236	852	35	1	0
Overvotes	0			0	0	0	0	0
Undervotes	32			10	21	1	0	0
Contest Totals	1,156			246	873	36	1	0

PCT 070

Justice, Supreme Court, Place 3

Vote For 1

	TOTAL	VOTE %		Election Day	Early Voting	Ballot By Mail	Provisional Ballots	Limited Ballots
REP Debra Lehrmann	629	55.96%	<div><div></div></div>	136	475	18	0	0
DEM Erin A. Nowell	470	41.81%	<div><div></div></div>	96	358	15	1	0
LIB Thomas Edward Oxford	25	2.22%	<div><div></div></div>	5	19	1	0	0
Total Votes Cast	1,124	100.00%	<div><div></div></div>	237	852	34	1	0
Overvotes	0			0	0	0	0	0
Undervotes	32			9	21	2	0	0
Contest Totals	1,156			246	873	36	1	0

Justice, Supreme Court, Place 5

Vote For 1

	TOTAL	VOTE %		Election Day	Early Voting	Ballot By Mail	Provisional Ballots	Limited Ballots
REP Rebeca Huddle	642	57.02%	<div><div></div></div>	141	481	20	0	0
DEM Amanda Reichel	484	42.98%	<div><div></div></div>	97	372	14	1	0
Total Votes Cast	1,126	100.00%	<div><div></div></div>	238	853	34	1	0
Overvotes	0			0	0	0	0	0
Undervotes	30			8	20	2	0	0
Contest Totals	1,156			246	873	36	1	0

Justice, Supreme Court, Place 9

Vote For 1

	TOTAL	VOTE %		Election Day	Early Voting	Ballot By Mail	Provisional Ballots	Limited Ballots
REP Evan Young	633	56.47%	<div><div></div></div>	141	475	17	0	0
DEM Julia Maldonado	488	43.53%	<div><div></div></div>	97	374	16	1	0
Total Votes Cast	1,121	100.00%	<div><div></div></div>	238	849	33	1	0
Overvotes	0			0	0	0	0	0
Undervotes	35			8	24	3	0	0
Contest Totals	1,156			246	873	36	1	0

Judge, Court of Criminal Appeals, Place 5

Vote For 1

	TOTAL	VOTE %		Election Day	Early Voting	Ballot By Mail	Provisional Ballots	Limited Ballots
REP Scott Walker	638	56.81%	<div><div></div></div>	141	480	17	0	0
DEM Dana Huffman	485	43.19%	<div><div></div></div>	96	371	17	1	0
Total Votes Cast	1,123	100.00%	<div><div></div></div>	237	851	34	1	0
Overvotes	0			0	0	0	0	0
Undervotes	33			9	22	2	0	0
Contest Totals	1,156			246	873	36	1	0

PCT 070

Judge, Court of Criminal Appeals, Place 6

Vote For 1

	TOTAL	VOTE %		Election Day	Early Voting	Ballot By Mail	Provisional Ballots	Limited Ballots
REP Jesse F. McClure, III	635	57.00%	<div><div></div></div>	140	480	15	0	0
DEM Robert Johnson	479	43.00%	<div><div></div></div>	97	365	16	1	0
Total Votes Cast	1,114	100.00%	<div><div></div></div>	237	845	31	1	0
Overvotes	0			0	0	0	0	0
Undervotes	42			9	28	5	0	0
Contest Totals	1,156			246	873	36	1	0

Member, State Board of Education, District 12 CCD

Vote For 1

	TOTAL	VOTE %		Election Day	Early Voting	Ballot By Mail	Provisional Ballots	Limited Ballots
REP Pam Little	617	55.09%	<div><div></div></div>	136	463	18	0	0
DEM Alex Cornwallis	465	41.52%	<div><div></div></div>	95	355	14	1	0
LIB Christy Mowrey	38	3.39%	<div><div></div></div>	6	30	2	0	0
Write-In Totals	0	0.00%	<div><div></div></div>	0	0	0	0	0
Total Votes Cast	1,120	100.00%	<div><div></div></div>	237	848	34	1	0
Overvotes	0			0	0	0	0	0
Undervotes	36			9	25	2	0	0
Contest Totals	1,156			246	873	36	1	0

State Senator, District 8

Vote For 1

	TOTAL	VOTE %		Election Day	Early Voting	Ballot By Mail	Provisional Ballots	Limited Ballots
REP Angela Paxton	595	52.94%	<div><div></div></div>	132	448	15	0	0
DEM Jonathan Cocks	496	44.13%	<div><div></div></div>	97	381	17	1	0
LIB Edward Kless	33	2.94%	<div><div></div></div>	8	23	2	0	0
Total Votes Cast	1,124	100.00%	<div><div></div></div>	237	852	34	1	0
Overvotes	0			0	0	0	0	0
Undervotes	32			9	21	2	0	0
Contest Totals	1,156			246	873	36	1	0

State Representative, District 70

Vote For 1

	TOTAL	VOTE %		Election Day	Early Voting	Ballot By Mail	Provisional Ballots	Limited Ballots
REP Jamee Jolly	646	57.52%	<div><div></div></div>	139	489	18	0	0
DEM Mihaela Elizabeth Plesa	477	42.48%	<div><div></div></div>	99	360	17	1	0
Total Votes Cast	1,123	100.00%	<div><div></div></div>	238	849	35	1	0
Overvotes	0			0	0	0	0	0
Undervotes	33			8	24	1	0	0
Contest Totals	1,156			246	873	36	1	0

PCT 070

Justice, 5th Court of Appeals District, Place 4

Vote For 1

	TOTAL	VOTE %		Election Day	Early Voting	Ballot By Mail	Provisional Ballots	Limited Ballots
REP Emily A. Miskel	643	57.56%	<div><div></div></div>	142	484	17	0	0
DEM Maricela Moore	474	42.44%	<div><div></div></div>	96	361	16	1	0
Total Votes Cast	1,117	100.00%	<div><div></div></div>	238	845	33	1	0
Overvotes	0			0	0	0	0	0
Undervotes	39			8	28	3	0	0
Contest Totals	1,156			246	873	36	1	0

Justice, 5th Court of Appeals District, Place 7

Vote For 1

	TOTAL	VOTE %		Election Day	Early Voting	Ballot By Mail	Provisional Ballots	Limited Ballots
REP Kristina Williams	634	56.91%	<div><div></div></div>	140	479	15	0	0
DEM Nancy Kennedy	480	43.09%	<div><div></div></div>	97	364	18	1	0
Total Votes Cast	1,114	100.00%	<div><div></div></div>	237	843	33	1	0
Overvotes	0			0	0	0	0	0
Undervotes	42			9	30	3	0	0
Contest Totals	1,156			246	873	36	1	0

County Judge CCD

Vote For 1

	TOTAL	VOTE %		Election Day	Early Voting	Ballot By Mail	Provisional Ballots	Limited Ballots
REP Chris Hill	637	56.77%	<div><div></div></div>	142	477	18	0	0
DEM Joshua Murray	485	43.23%	<div><div></div></div>	97	371	16	1	0
Total Votes Cast	1,122	100.00%	<div><div></div></div>	239	848	34	1	0
Overvotes	0			0	0	0	0	0
Undervotes	34			7	25	2	0	0
Contest Totals	1,156			246	873	36	1	0

District Clerk CCD

Vote For 1

	TOTAL	VOTE %		Election Day	Early Voting	Ballot By Mail	Provisional Ballots	Limited Ballots
REP Mike Gould	642	57.53%	<div><div></div></div>	141	485	16	0	0
DEM David Brignac	474	42.47%	<div><div></div></div>	96	360	17	1	0
Total Votes Cast	1,116	100.00%	<div><div></div></div>	237	845	33	1	0
Overvotes	0			0	0	0	0	0
Undervotes	40			9	28	3	0	0
Contest Totals	1,156			246	873	36	1	0

PCT 070

County Commissioner, Precinct 4

Vote For 1

	TOTAL	VOTE %		Election Day	Early Voting	Ballot By Mail	Provision al Ballots	Limited Ballots
REP Duncan Webb	652	58.32%	<div><div></div></div>	139	497	16	0	0
DEM Jeffrey Williams	466	41.68%	<div><div></div></div>	96	353	16	1	0
Total Votes Cast	1,118	100.00%	<div><div></div></div>	235	850	32	1	0
Overvotes	0			0	0	0	0	0
Undervotes	38			11	23	4	0	0
Contest Totals	1,156			246	873	36	1	0

Justice of the Peace, Precinct 3

Vote For 1

	TOTAL	VOTE %		Election Day	Early Voting	Ballot By Mail	Provision al Ballots	Limited Ballots
REP Mike Missildine	634	57.01%	<div><div></div></div>	138	480	16	0	0
DEM Irvin Lynn Barrett	478	42.99%	<div><div></div></div>	95	365	17	1	0
Total Votes Cast	1,112	100.00%	<div><div></div></div>	233	845	33	1	0
Overvotes	0			0	0	0	0	0
Undervotes	44			13	28	3	0	0
Contest Totals	1,156			246	873	36	1	0

PCT 071

U. S. Representative District 3

Vote For 1

	TOTAL	VOTE %		Election Day	Early Voting	Ballot By Mail	Provisional Ballots	Limited Ballots
REP Keith Self	546	50.18%	<div><div></div></div>	112	408	25	1	0
DEM Sandeep Srivastava	517	47.52%	<div><div></div></div>	91	407	18	1	0
LIB Christopher Claytor	25	2.30%	<div><div></div></div>	8	17	0	0	0
Total Votes Cast	1,088	100.00%	<div><div></div></div>	211	832	43	2	0
Overvotes	0			0	0	0	0	0
Undervotes	23			5	13	5	0	0
Contest Totals	1,111			216	845	48	2	0

Governor

Vote For 1

	TOTAL	VOTE %		Election Day	Early Voting	Ballot By Mail	Provisional Ballots	Limited Ballots
REP Greg Abbott	523	47.59%	<div><div></div></div>	104	393	25	1	0
DEM Beto O'Rourke	559	50.86%	<div><div></div></div>	100	435	23	1	0
LIB Mark Tippetts	12	1.09%	<div><div></div></div>	7	5	0	0	0
GRN Delilah Barrios	4	0.36%	<div><div></div></div>	1	3	0	0	0
Write-In Totals	1	0.09%	<div><div></div></div>	0	1	0	0	0
Total Votes Cast	1,099	100.00%	<div><div></div></div>	212	837	48	2	0
Overvotes	0			0	0	0	0	0
Undervotes	12			4	8	0	0	0
Contest Totals	1,111			216	845	48	2	0

Lieutenant Governor

Vote For 1

	TOTAL	VOTE %		Election Day	Early Voting	Ballot By Mail	Provisional Ballots	Limited Ballots
REP Dan Patrick	517	47.39%	<div><div></div></div>	101	390	25	1	0
DEM Mike Collier	551	50.50%	<div><div></div></div>	97	430	23	1	0
LIB Shanna Steele	23	2.11%	<div><div></div></div>	12	11	0	0	0
Total Votes Cast	1,091	100.00%	<div><div></div></div>	210	831	48	2	0
Overvotes	0			0	0	0	0	0
Undervotes	20			6	14	0	0	0
Contest Totals	1,111			216	845	48	2	0

Attorney General

Vote For 1

	TOTAL	VOTE %		Election Day	Early Voting	Ballot By Mail	Provisional Ballots	Limited Ballots
REP Ken Paxton	505	46.72%	<div><div></div></div>	99	382	23	1	0
DEM Rochelle Mercedes Garza	545	50.42%	<div><div></div></div>	100	421	23	1	0
LIB Mark Ash	31	2.87%	<div><div></div></div>	10	21	0	0	0
Total Votes Cast	1,081	100.00%	<div><div></div></div>	209	824	46	2	0
Overvotes	0			0	0	0	0	0
Undervotes	30			7	21	2	0	0
Contest Totals	1,111			216	845	48	2	0

PCT 071

Comptroller of Public Accounts

Vote For 1

	TOTAL	VOTE %		Election Day	Early Voting	Ballot By Mail	Provisional Ballots	Limited Ballots
REP Glenn Hegar	567	52.26%	<div><div></div></div>	112	428	26	1	0
DEM Janet T. Dudding	495	45.62%	<div><div></div></div>	87	388	19	1	0
LIB V. Alonzo Echevarria-Garza	23	2.12%	<div><div></div></div>	8	15	0	0	0
Total Votes Cast	1,085	100.00%	<div><div></div></div>	207	831	45	2	0
Overvotes	0			0	0	0	0	0
Undervotes	26			9	14	3	0	0
Contest Totals	1,111			216	845	48	2	0

Commissioner of the General Land Office

Vote For 1

	TOTAL	VOTE %		Election Day	Early Voting	Ballot By Mail	Provisional Ballots	Limited Ballots
REP Dawn Buckingham	549	50.88%	<div><div></div></div>	108	416	24	1	0
DEM Jay Kleberg	512	47.45%	<div><div></div></div>	89	401	21	1	0
GRN Alfred Molison, Jr	18	1.67%	<div><div></div></div>	9	9	0	0	0
Write-In Totals	0	0.00%	<div><div></div></div>	0	0	0	0	0
Total Votes Cast	1,079	100.00%	<div><div></div></div>	206	826	45	2	0
Overvotes	0			0	0	0	0	0
Undervotes	32			10	19	3	0	0
Contest Totals	1,111			216	845	48	2	0

Commissioner of Agriculture

Vote For 1

	TOTAL	VOTE %		Election Day	Early Voting	Ballot By Mail	Provisional Ballots	Limited Ballots
REP Sid Miller	561	51.94%	<div><div></div></div>	113	424	23	1	0
DEM Susan Hays	519	48.06%	<div><div></div></div>	91	406	21	1	0
Total Votes Cast	1,080	100.00%	<div><div></div></div>	204	830	44	2	0
Overvotes	0			0	0	0	0	0
Undervotes	31			12	15	4	0	0
Contest Totals	1,111			216	845	48	2	0

Railroad Commissioner

Vote For 1

	TOTAL	VOTE %		Election Day	Early Voting	Ballot By Mail	Provisional Ballots	Limited Ballots
REP Wayne Christian	540	50.23%	<div><div></div></div>	104	411	24	1	0
DEM Luke Warford	496	46.14%	<div><div></div></div>	83	391	21	1	0
LIB Jaime Andres Diez	26	2.42%	<div><div></div></div>	11	15	0	0	0
GRN Hunter Wayne Crow	13	1.21%	<div><div></div></div>	4	9	0	0	0
Total Votes Cast	1,075	100.00%	<div><div></div></div>	202	826	45	2	0
Overvotes	0			0	0	0	0	0
Undervotes	36			14	19	3	0	0
Contest Totals	1,111			216	845	48	2	0

PCT 071

Justice, Supreme Court, Place 3

Vote For 1

	TOTAL	VOTE %		Election Day	Early Voting	Ballot By Mail	Provisional Ballots	Limited Ballots
REP Debra Lehrmann	541	50.66%	<div><div></div></div>	108	405	27	1	0
DEM Erin A. Nowell	505	47.28%	<div><div></div></div>	88	398	18	1	0
LIB Thomas Edward Oxford	22	2.06%	<div><div></div></div>	10	12	0	0	0
Total Votes Cast	1,068	100.00%	<div><div></div></div>	206	815	45	2	0
Overvotes	0			0	0	0	0	0
Undervotes	43			10	30	3	0	0
Contest Totals	1,111			216	845	48	2	0

Justice, Supreme Court, Place 5

Vote For 1

	TOTAL	VOTE %		Election Day	Early Voting	Ballot By Mail	Provisional Ballots	Limited Ballots
REP Rebeca Huddle	543	51.03%	<div><div></div></div>	112	405	25	1	0
DEM Amanda Reichel	521	48.97%	<div><div></div></div>	93	406	21	1	0
Total Votes Cast	1,064	100.00%	<div><div></div></div>	205	811	46	2	0
Overvotes	0			0	0	0	0	0
Undervotes	47			11	34	2	0	0
Contest Totals	1,111			216	845	48	2	0

Justice, Supreme Court, Place 9

Vote For 1

	TOTAL	VOTE %		Election Day	Early Voting	Ballot By Mail	Provisional Ballots	Limited Ballots
REP Evan Young	543	51.08%	<div><div></div></div>	111	405	26	1	0
DEM Julia Maldonado	520	48.92%	<div><div></div></div>	92	407	20	1	0
Total Votes Cast	1,063	100.00%	<div><div></div></div>	203	812	46	2	0
Overvotes	0			0	0	0	0	0
Undervotes	48			13	33	2	0	0
Contest Totals	1,111			216	845	48	2	0

Judge, Court of Criminal Appeals, Place 5

Vote For 1

	TOTAL	VOTE %		Election Day	Early Voting	Ballot By Mail	Provisional Ballots	Limited Ballots
REP Scott Walker	533	50.24%	<div><div></div></div>	110	397	25	1	0
DEM Dana Huffman	528	49.76%	<div><div></div></div>	94	412	21	1	0
Total Votes Cast	1,061	100.00%	<div><div></div></div>	204	809	46	2	0
Overvotes	0			0	0	0	0	0
Undervotes	50			12	36	2	0	0
Contest Totals	1,111			216	845	48	2	0

PCT 071

Judge, Court of Criminal Appeals, Place 6

Vote For 1

	TOTAL	VOTE %		Election Day	Early Voting	Ballot By Mail	Provisional Ballots	Limited Ballots
REP Jesse F. McClure, III	545	51.46%	<div><div></div></div>	114	405	25	1	0
DEM Robert Johnson	514	48.54%	<div><div></div></div>	91	403	19	1	0
Total Votes Cast	1,059	100.00%	<div><div></div></div>	205	808	44	2	0
Overvotes	0			0	0	0	0	0
Undervotes	52			11	37	4	0	0
Contest Totals	1,111			216	845	48	2	0

Member, State Board of Education, District 12 CCD

Vote For 1

	TOTAL	VOTE %		Election Day	Early Voting	Ballot By Mail	Provisional Ballots	Limited Ballots
REP Pam Little	523	49.29%	<div><div></div></div>	108	388	26	1	0
DEM Alex Cornwallis	516	48.63%	<div><div></div></div>	89	407	19	1	0
LIB Christy Mowrey	21	1.98%	<div><div></div></div>	8	13	0	0	0
Write-In Totals	2	0.19%	<div><div></div></div>	0	2	0	0	0
Total Votes Cast	1,061	100.00%	<div><div></div></div>	205	809	45	2	0
Overvotes	0			0	0	0	0	0
Undervotes	50			11	36	3	0	0
Contest Totals	1,111			216	845	48	2	0

State Senator, District 8

Vote For 1

	TOTAL	VOTE %		Election Day	Early Voting	Ballot By Mail	Provisional Ballots	Limited Ballots
REP Angela Paxton	510	47.75%	<div><div></div></div>	103	384	22	1	0
DEM Jonathan Cocks	533	49.91%	<div><div></div></div>	93	415	24	1	0
LIB Edward Kless	25	2.34%	<div><div></div></div>	9	15	1	0	0
Total Votes Cast	1,068	100.00%	<div><div></div></div>	205	814	47	2	0
Overvotes	0			0	0	0	0	0
Undervotes	43			11	31	1	0	0
Contest Totals	1,111			216	845	48	2	0

State Representative, District 70

Vote For 1

	TOTAL	VOTE %		Election Day	Early Voting	Ballot By Mail	Provisional Ballots	Limited Ballots
REP Jamee Jolly	554	51.87%	<div><div></div></div>	108	420	25	1	0
DEM Mihaela Elizabeth Plesa	514	48.13%	<div><div></div></div>	96	395	22	1	0
Total Votes Cast	1,068	100.00%	<div><div></div></div>	204	815	47	2	0
Overvotes	0			0	0	0	0	0
Undervotes	43			12	30	1	0	0
Contest Totals	1,111			216	845	48	2	0

PCT 071

Justice, 5th Court of Appeals District, Place 4

Vote For 1

	TOTAL	VOTE %		Election Day	Early Voting	Ballot By Mail	Provisional Ballots	Limited Ballots
REP Emily A. Miskel	547	51.90%	<div><div></div></div>	111	411	24	1	0
DEM Maricela Moore	507	48.10%	<div><div></div></div>	91	395	20	1	0
Total Votes Cast	1,054	100.00%	<div><div></div></div>	202	806	44	2	0
Overvotes	0			0	0	0	0	0
Undervotes	57			14	39	4	0	0
Contest Totals	1,111			216	845	48	2	0

Justice, 5th Court of Appeals District, Place 7

Vote For 1

	TOTAL	VOTE %		Election Day	Early Voting	Ballot By Mail	Provisional Ballots	Limited Ballots
REP Kristina Williams	533	50.57%	<div><div></div></div>	109	399	24	1	0
DEM Nancy Kennedy	521	49.43%	<div><div></div></div>	92	407	21	1	0
Total Votes Cast	1,054	100.00%	<div><div></div></div>	201	806	45	2	0
Overvotes	0			0	0	0	0	0
Undervotes	57			15	39	3	0	0
Contest Totals	1,111			216	845	48	2	0

County Judge CCD

Vote For 1

	TOTAL	VOTE %		Election Day	Early Voting	Ballot By Mail	Provisional Ballots	Limited Ballots
REP Chris Hill	547	51.41%	<div><div></div></div>	108	415	23	1	0
DEM Joshua Murray	517	48.59%	<div><div></div></div>	94	401	21	1	0
Total Votes Cast	1,064	100.00%	<div><div></div></div>	202	816	44	2	0
Overvotes	0			0	0	0	0	0
Undervotes	47			14	29	4	0	0
Contest Totals	1,111			216	845	48	2	0

District Clerk CCD

Vote For 1

	TOTAL	VOTE %		Election Day	Early Voting	Ballot By Mail	Provisional Ballots	Limited Ballots
REP Mike Gould	546	51.80%	<div><div></div></div>	110	412	23	1	0
DEM David Brignac	508	48.20%	<div><div></div></div>	90	396	21	1	0
Total Votes Cast	1,054	100.00%	<div><div></div></div>	200	808	44	2	0
Overvotes	0			0	0	0	0	0
Undervotes	57			16	37	4	0	0
Contest Totals	1,111			216	845	48	2	0

PCT 071

County Commissioner, Precinct 4

Vote For 1

	TOTAL	VOTE %		Election Day	Early Voting	Ballot By Mail	Provision al Ballots	Limited Ballots
REP Duncan Webb	561	52.92%	<div><div></div></div>	113	421	26	1	0
DEM Jeffrey Williams	499	47.08%	<div><div></div></div>	90	391	17	1	0
Total Votes Cast	1,060	100.00%	<div><div></div></div>	203	812	43	2	0
Overvotes	0			0	0	0	0	0
Undervotes	51			13	33	5	0	0
Contest Totals	1,111			216	845	48	2	0

Justice of the Peace, Precinct 3

Vote For 1

	TOTAL	VOTE %		Election Day	Early Voting	Ballot By Mail	Provision al Ballots	Limited Ballots
REP Mike Missildine	561	52.78%	<div><div></div></div>	118	416	26	1	0
DEM Irvin Lynn Barrett	502	47.22%	<div><div></div></div>	85	398	18	1	0
Total Votes Cast	1,063	100.00%	<div><div></div></div>	203	814	44	2	0
Overvotes	0			0	0	0	0	0
Undervotes	48			13	31	4	0	0
Contest Totals	1,111			216	845	48	2	0

PCT 072

U. S. Representative, District 4

Vote For 1

	TOTAL	VOTE %		Election Day	Early Voting	Ballot By Mail	Provisional Ballots	Limited Ballots
REP Pat Fallon	485	54.31%	<div><div></div></div>	94	361	29	1	0
DEM Iro Omere	380	42.55%	<div><div></div></div>	81	273	25	1	0
LIB John Simmons	28	3.14%	<div><div></div></div>	9	19	0	0	0
Total Votes Cast	893	100.00%	<div><div></div></div>	184	653	54	2	0
Overvotes	0			0	0	0	0	0
Undervotes	26			7	15	4	0	0
Contest Totals	919			191	668	58	2	0

Governor

Vote For 1

	TOTAL	VOTE %		Election Day	Early Voting	Ballot By Mail	Provisional Ballots	Limited Ballots
REP Greg Abbott	480	52.46%	<div><div></div></div>	94	357	28	1	0
DEM Beto O'Rourke	419	45.79%	<div><div></div></div>	92	296	30	1	0
LIB Mark Tippetts	15	1.64%	<div><div></div></div>	5	10	0	0	0
GRN Delilah Barrios	0	0.00%	<div><div></div></div>	0	0	0	0	0
Write-In Totals	1	0.11%	<div><div></div></div>	0	1	0	0	0
Total Votes Cast	915	100.00%	<div><div></div></div>	191	664	58	2	0
Overvotes	0			0	0	0	0	0
Undervotes	4			0	4	0	0	0
Contest Totals	919			191	668	58	2	0

Lieutenant Governor

Vote For 1

	TOTAL	VOTE %		Election Day	Early Voting	Ballot By Mail	Provisional Ballots	Limited Ballots
REP Dan Patrick	456	50.39%	<div><div></div></div>	87	342	26	1	0
DEM Mike Collier	428	47.29%	<div><div></div></div>	95	300	32	1	0
LIB Shanna Steele	21	2.32%	<div><div></div></div>	6	15	0	0	0
Total Votes Cast	905	100.00%	<div><div></div></div>	188	657	58	2	0
Overvotes	0			0	0	0	0	0
Undervotes	14			3	11	0	0	0
Contest Totals	919			191	668	58	2	0

Attorney General

Vote For 1

	TOTAL	VOTE %		Election Day	Early Voting	Ballot By Mail	Provisional Ballots	Limited Ballots
REP Ken Paxton	441	48.95%	<div><div></div></div>	89	326	25	1	0
DEM Rochelle Mercedes Garza	424	47.06%	<div><div></div></div>	89	303	31	1	0
LIB Mark Ash	36	4.00%	<div><div></div></div>	11	24	1	0	0
Total Votes Cast	901	100.00%	<div><div></div></div>	189	653	57	2	0
Overvotes	0			0	0	0	0	0
Undervotes	18			2	15	1	0	0
Contest Totals	919			191	668	58	2	0

PCT 072

Comptroller of Public Accounts

Vote For 1

	TOTAL	VOTE %		Election Day	Early Voting	Ballot By Mail	Provisional Ballots	Limited Ballots
REP Glenn Hegar	508	56.82%	<div><div></div></div>	98	379	30	1	0
DEM Janet T. Dudding	370	41.39%	<div><div></div></div>	78	266	25	1	0
LIB V. Alonzo Echevarria-Garza	16	1.79%	<div><div></div></div>	8	7	1	0	0
Total Votes Cast	894	100.00%	<div><div></div></div>	184	652	56	2	0
Overvotes	0			0	0	0	0	0
Undervotes	25			7	16	2	0	0
Contest Totals	919			191	668	58	2	0

Commissioner of the General Land Office

Vote For 1

	TOTAL	VOTE %		Election Day	Early Voting	Ballot By Mail	Provisional Ballots	Limited Ballots
REP Dawn Buckingham	496	55.92%	<div><div></div></div>	96	371	28	1	0
DEM Jay Kleberg	386	43.52%	<div><div></div></div>	81	275	29	1	0
GRN Alfred Molison, Jr	5	0.56%	<div><div></div></div>	1	4	0	0	0
Write-In Totals	0	0.00%	<div><div></div></div>	0	0	0	0	0
Total Votes Cast	887	100.00%	<div><div></div></div>	178	650	57	2	0
Overvotes	0			0	0	0	0	0
Undervotes	32			13	18	1	0	0
Contest Totals	919			191	668	58	2	0

Commissioner of Agriculture

Vote For 1

	TOTAL	VOTE %		Election Day	Early Voting	Ballot By Mail	Provisional Ballots	Limited Ballots
REP Sid Miller	503	56.52%	<div><div></div></div>	100	374	28	1	0
DEM Susan Hays	387	43.48%	<div><div></div></div>	81	276	29	1	0
Total Votes Cast	890	100.00%	<div><div></div></div>	181	650	57	2	0
Overvotes	0			0	0	0	0	0
Undervotes	29			10	18	1	0	0
Contest Totals	919			191	668	58	2	0

Railroad Commissioner

Vote For 1

	TOTAL	VOTE %		Election Day	Early Voting	Ballot By Mail	Provisional Ballots	Limited Ballots
REP Wayne Christian	487	54.66%	<div><div></div></div>	93	367	26	1	0
DEM Luke Warford	372	41.75%	<div><div></div></div>	76	266	29	1	0
LIB Jaime Andres Diez	29	3.25%	<div><div></div></div>	12	17	0	0	0
GRN Hunter Wayne Crow	3	0.34%	<div><div></div></div>	0	3	0	0	0
Total Votes Cast	891	100.00%	<div><div></div></div>	181	653	55	2	0
Overvotes	0			0	0	0	0	0
Undervotes	28			10	15	3	0	0
Contest Totals	919			191	668	58	2	0

PCT 072

Justice, Supreme Court, Place 3

Vote For 1

	TOTAL	VOTE %		Election Day	Early Voting	Ballot By Mail	Provisional Ballots	Limited Ballots
REP Debra Lehrmann	496	55.48%	<div><div></div></div>	95	372	29	0	0
DEM Erin A. Nowell	378	42.28%	<div><div></div></div>	80	269	27	2	0
LIB Thomas Edward Oxford	20	2.24%	<div><div></div></div>	8	12	0	0	0
Total Votes Cast	894	100.00%	<div><div></div></div>	183	653	56	2	0
Overvotes	0			0	0	0	0	0
Undervotes	25			8	15	2	0	0
Contest Totals	919			191	668	58	2	0

Justice, Supreme Court, Place 5

Vote For 1

	TOTAL	VOTE %		Election Day	Early Voting	Ballot By Mail	Provisional Ballots	Limited Ballots
REP Rebeca Huddle	509	57.32%	<div><div></div></div>	96	381	31	1	0
DEM Amanda Reichel	379	42.68%	<div><div></div></div>	82	271	25	1	0
Total Votes Cast	888	100.00%	<div><div></div></div>	178	652	56	2	0
Overvotes	0			0	0	0	0	0
Undervotes	31			13	16	2	0	0
Contest Totals	919			191	668	58	2	0

Justice, Supreme Court, Place 9

Vote For 1

	TOTAL	VOTE %		Election Day	Early Voting	Ballot By Mail	Provisional Ballots	Limited Ballots
REP Evan Young	513	57.58%	<div><div></div></div>	101	381	30	1	0
DEM Julia Maldonado	378	42.42%	<div><div></div></div>	79	273	25	1	0
Total Votes Cast	891	100.00%	<div><div></div></div>	180	654	55	2	0
Overvotes	0			0	0	0	0	0
Undervotes	28			11	14	3	0	0
Contest Totals	919			191	668	58	2	0

Judge, Court of Criminal Appeals, Place 5

Vote For 1

	TOTAL	VOTE %		Election Day	Early Voting	Ballot By Mail	Provisional Ballots	Limited Ballots
REP Scott Walker	506	57.11%	<div><div></div></div>	100	377	28	1	0
DEM Dana Huffman	380	42.89%	<div><div></div></div>	78	273	28	1	0
Total Votes Cast	886	100.00%	<div><div></div></div>	178	650	56	2	0
Overvotes	0			0	0	0	0	0
Undervotes	33			13	18	2	0	0
Contest Totals	919			191	668	58	2	0

PCT 072

Judge, Court of Criminal Appeals, Place 6

Vote For 1

	TOTAL	VOTE %		Election Day	Early Voting	Ballot By Mail	Provisional Ballots	Limited Ballots
REP Jesse F. McClure, III	514	58.08%	<div><div></div></div>	101	382	30	1	0
DEM Robert Johnson	371	41.92%	<div><div></div></div>	79	266	25	1	0
Total Votes Cast	885	100.00%	<div><div></div></div>	180	648	55	2	0
Overvotes	0			0	0	0	0	0
Undervotes	34			11	20	3	0	0
Contest Totals	919			191	668	58	2	0

Member, State Board of Education, District 12 CCD

Vote For 1

	TOTAL	VOTE %		Election Day	Early Voting	Ballot By Mail	Provisional Ballots	Limited Ballots
REP Pam Little	494	55.44%	<div><div></div></div>	94	367	32	1	0
DEM Alex Cornwallis	370	41.53%	<div><div></div></div>	76	267	26	1	0
LIB Christy Mowrey	27	3.03%	<div><div></div></div>	10	17	0	0	0
Write-In Totals	0	0.00%	<div><div></div></div>	0	0	0	0	0
Total Votes Cast	891	100.00%	<div><div></div></div>	180	651	58	2	0
Overvotes	0			0	0	0	0	0
Undervotes	28			11	17	0	0	0
Contest Totals	919			191	668	58	2	0

State Senator, District 8

Vote For 1

	TOTAL	VOTE %		Election Day	Early Voting	Ballot By Mail	Provisional Ballots	Limited Ballots
REP Angela Paxton	455	51.07%	<div><div></div></div>	86	343	25	1	0
DEM Jonathan Cocks	405	45.45%	<div><div></div></div>	85	287	32	1	0
LIB Edward Kless	31	3.48%	<div><div></div></div>	10	21	0	0	0
Total Votes Cast	891	100.00%	<div><div></div></div>	181	651	57	2	0
Overvotes	0			0	0	0	0	0
Undervotes	28			10	17	1	0	0
Contest Totals	919			191	668	58	2	0

State Representative, District 70

Vote For 1

	TOTAL	VOTE %		Election Day	Early Voting	Ballot By Mail	Provisional Ballots	Limited Ballots
REP Jamee Jolly	504	56.50%	<div><div></div></div>	95	379	30	0	0
DEM Mihaela Elizabeth Plesa	388	43.50%	<div><div></div></div>	81	278	28	1	0
Total Votes Cast	892	100.00%	<div><div></div></div>	176	657	58	1	0
Overvotes	0			0	0	0	0	0
Undervotes	27			15	11	0	1	0
Contest Totals	919			191	668	58	2	0

PCT 072

Justice, 5th Court of Appeals District, Place 4

Vote For 1

	TOTAL	VOTE %		Election Day	Early Voting	Ballot By Mail	Provisional Ballots	Limited Ballots
REP Emily A. Miskel	512	57.98%	<div><div></div></div>	99	383	29	1	0
DEM Maricela Moore	371	42.02%	<div><div></div></div>	79	266	25	1	0
Total Votes Cast	883	100.00%	<div><div></div></div>	178	649	54	2	0
Overvotes	0			0	0	0	0	0
Undervotes	36			13	19	4	0	0
Contest Totals	919			191	668	58	2	0

Justice, 5th Court of Appeals District, Place 7

Vote For 1

	TOTAL	VOTE %		Election Day	Early Voting	Ballot By Mail	Provisional Ballots	Limited Ballots
REP Kristina Williams	502	56.72%	<div><div></div></div>	97	377	27	1	0
DEM Nancy Kennedy	383	43.28%	<div><div></div></div>	82	273	27	1	0
Total Votes Cast	885	100.00%	<div><div></div></div>	179	650	54	2	0
Overvotes	0			0	0	0	0	0
Undervotes	34			12	18	4	0	0
Contest Totals	919			191	668	58	2	0

County Judge CCD

Vote For 1

	TOTAL	VOTE %		Election Day	Early Voting	Ballot By Mail	Provisional Ballots	Limited Ballots
REP Chris Hill	514	57.49%	<div><div></div></div>	102	383	28	1	0
DEM Joshua Murray	380	42.51%	<div><div></div></div>	79	273	27	1	0
Total Votes Cast	894	100.00%	<div><div></div></div>	181	656	55	2	0
Overvotes	0			0	0	0	0	0
Undervotes	25			10	12	3	0	0
Contest Totals	919			191	668	58	2	0

District Clerk CCD

Vote For 1

	TOTAL	VOTE %		Election Day	Early Voting	Ballot By Mail	Provisional Ballots	Limited Ballots
REP Mike Gould	507	57.68%	<div><div></div></div>	97	382	27	1	0
DEM David Brignac	372	42.32%	<div><div></div></div>	79	268	24	1	0
Total Votes Cast	879	100.00%	<div><div></div></div>	176	650	51	2	0
Overvotes	0			0	0	0	0	0
Undervotes	40			15	18	7	0	0
Contest Totals	919			191	668	58	2	0

PCT 072

County Commissioner, Precinct 4

Vote For 1

	TOTAL	VOTE %		Election Day	Early Voting	Ballot By Mail	Provision al Ballots	Limited Ballots
REP Duncan Webb	514	58.28%	<div><div></div></div>	99	385	29	1	0
DEM Jeffrey Williams	368	41.72%	<div><div></div></div>	79	263	25	1	0
Total Votes Cast	882	100.00%	<div><div></div></div>	178	648	54	2	0
Overvotes	0			0	0	0	0	0
Undervotes	37			13	20	4	0	0
Contest Totals	919			191	668	58	2	0

Justice of the Peace, Precinct 3

Vote For 1

	TOTAL	VOTE %		Election Day	Early Voting	Ballot By Mail	Provision al Ballots	Limited Ballots
REP Mike Missildine	507	57.61%	<div><div></div></div>	99	378	29	1	0
DEM Irvin Lynn Barrett	373	42.39%	<div><div></div></div>	77	270	25	1	0
Total Votes Cast	880	100.00%	<div><div></div></div>	176	648	54	2	0
Overvotes	0			0	0	0	0	0
Undervotes	39			15	20	4	0	0
Contest Totals	919			191	668	58	2	0

PCT 073

U. S. Representative, District 4

Vote For 1

	TOTAL	VOTE %		Election Day	Early Voting	Ballot By Mail	Provisional Ballots	Limited Ballots
REP Pat Fallon	320	36.28%	<div><div></div></div>	80	229	11	0	0
DEM Iro Omere	543	61.56%	<div><div></div></div>	121	409	13	0	0
LIB John Simmons	19	2.15%	<div><div></div></div>	9	10	0	0	0
Total Votes Cast	882	100.00%	<div><div></div></div>	210	648	24	0	0
Overvotes	0			0	0	0	0	0
Undervotes	24			9	15	0	0	0
Contest Totals	906			219	663	24	0	0

Governor

Vote For 1

	TOTAL	VOTE %		Election Day	Early Voting	Ballot By Mail	Provisional Ballots	Limited Ballots
REP Greg Abbott	311	34.44%	<div><div></div></div>	75	225	11	0	0
DEM Beto O'Rourke	586	64.89%	<div><div></div></div>	140	433	13	0	0
LIB Mark Tippetts	6	0.66%	<div><div></div></div>	3	3	0	0	0
GRN Delilah Barrios	0	0.00%	<div><div></div></div>	0	0	0	0	0
Write-In Totals	0	0.00%	<div><div></div></div>	0	0	0	0	0
Total Votes Cast	903	100.00%	<div><div></div></div>	218	661	24	0	0
Overvotes	0			0	0	0	0	0
Undervotes	3			1	2	0	0	0
Contest Totals	906			219	663	24	0	0

Lieutenant Governor

Vote For 1

	TOTAL	VOTE %		Election Day	Early Voting	Ballot By Mail	Provisional Ballots	Limited Ballots
REP Dan Patrick	301	33.67%	<div><div></div></div>	75	214	12	0	0
DEM Mike Collier	568	63.53%	<div><div></div></div>	132	424	12	0	0
LIB Shanna Steele	25	2.80%	<div><div></div></div>	8	17	0	0	0
Total Votes Cast	894	100.00%	<div><div></div></div>	215	655	24	0	0
Overvotes	0			0	0	0	0	0
Undervotes	12			4	8	0	0	0
Contest Totals	906			219	663	24	0	0

Attorney General

Vote For 1

	TOTAL	VOTE %		Election Day	Early Voting	Ballot By Mail	Provisional Ballots	Limited Ballots
REP Ken Paxton	292	32.81%	<div><div></div></div>	74	206	12	0	0
DEM Rochelle Mercedes Garza	569	63.93%	<div><div></div></div>	134	423	12	0	0
LIB Mark Ash	29	3.26%	<div><div></div></div>	8	21	0	0	0
Total Votes Cast	890	100.00%	<div><div></div></div>	216	650	24	0	0
Overvotes	0			0	0	0	0	0
Undervotes	16			3	13	0	0	0
Contest Totals	906			219	663	24	0	0

PCT 073

Comptroller of Public Accounts

Vote For 1

	TOTAL	VOTE %	Election Day	Early Voting	Ballot By Mail	Provisional Ballots	Limited Ballots
REP Glenn Hegar	317	35.90%	78	228	11	0	0
DEM Janet T. Dudding	542	61.38%	119	410	13	0	0
LIB V. Alonzo Echevarria-Garza	24	2.72%	13	11	0	0	0
Total Votes Cast	883	100.00%	210	649	24	0	0
Overvotes	0		0	0	0	0	0
Undervotes	23		9	14	0	0	0
Contest Totals	906		219	663	24	0	0

Commissioner of the General Land Office

Vote For 1

	TOTAL	VOTE %	Election Day	Early Voting	Ballot By Mail	Provisional Ballots	Limited Ballots
REP Dawn Buckingham	323	37.13%	84	227	12	0	0
DEM Jay Kleberg	533	61.26%	119	402	12	0	0
GRN Alfred Molison, Jr	14	1.61%	5	9	0	0	0
Write-In Totals	0	0.00%	0	0	0	0	0
Total Votes Cast	870	100.00%	208	638	24	0	0
Overvotes	0		0	0	0	0	0
Undervotes	36		11	25	0	0	0
Contest Totals	906		219	663	24	0	0

Commissioner of Agriculture

Vote For 1

	TOTAL	VOTE %	Election Day	Early Voting	Ballot By Mail	Provisional Ballots	Limited Ballots
REP Sid Miller	319	36.54%	79	230	10	0	0
DEM Susan Hays	554	63.46%	129	411	14	0	0
Total Votes Cast	873	100.00%	208	641	24	0	0
Overvotes	0		0	0	0	0	0
Undervotes	33		11	22	0	0	0
Contest Totals	906		219	663	24	0	0

Railroad Commissioner





Vote For 1

	TOTAL	VOTE %	Election Day	Early Voting	Ballot By Mail	Provisional Ballots	Limited Ballots
REP Wayne Christian	307	35.05%	78	218	11	0	0
DEM Luke Warford	532	60.73%	118	401	13	0	0
LIB Jaime Andres Diez	24	2.74%	9	15	0	0	0
GRN Hunter Wayne Crow	13	1.48%	4	9	0	0	0
Total Votes Cast	876	100.00%	209	643	24	0	0
Overvotes	0		0	0	0	0	0
Undervotes	30		10	20	0	0	0
Contest Totals	906		219	663	24	0	0

PCT 073




Justice, Supreme Court, Place 3

Vote For 1

	TOTAL	VOTE %	Election Day	Early Voting	Ballot By Mail	Provisional Ballots	Limited Ballots
REP Debra Lehrmann	317	36.02% 	77	229	11	0	0
DEM Erin A. Nowell	544	61.82% 	126	406	12	0	0
LIB Thomas Edward Oxford	19	2.16% 	8	11	0	0	0
Total Votes Cast	880	100.00% 	211	646	23	0	0
Overvotes	0		0	0	0	0	0
Undervotes	26		8	17	1	0	0
Contest Totals	906		219	663	24	0	0




Justice, Supreme Court, Place 5

Vote For 1

	TOTAL	VOTE %	Election Day	Early Voting	Ballot By Mail	Provisional Ballots	Limited Ballots
REP Rebeca Huddle	324	37.11% 	79	235	10	0	0
DEM Amanda Reichel	549	62.89% 	128	409	12	0	0
Total Votes Cast	873	100.00% 	207	644	22	0	0
Overvotes	0		0	0	0	0	0
Undervotes	33		12	19	2	0	0
Contest Totals	906		219	663	24	0	0




Justice, Supreme Court, Place 9

Vote For 1

	TOTAL	VOTE %	Election Day	Early Voting	Ballot By Mail	Provisional Ballots	Limited Ballots
REP Evan Young	319	36.54% 	78	230	11	0	0
DEM Julia Maldonado	554	63.46% 	131	411	12	0	0
Total Votes Cast	873	100.00% 	209	641	23	0	0
Overvotes	0		0	0	0	0	0
Undervotes	33		10	22	1	0	0
Contest Totals	906		219	663	24	0	0

Judge, Court of Criminal Appeals, Place 5

Vote For 1

	TOTAL	VOTE %	Election Day	Early Voting	Ballot By Mail	Provisional Ballots	Limited Ballots
REP Scott Walker	319	36.54% 	78	230	11	0	0
DEM Dana Huffman	554	63.46% 	131	410	13	0	0
Total Votes Cast	873	100.00% 	209	640	24	0	0
Overvotes	0		0	0	0	0	0
Undervotes	33		10	23	0	0	0
Contest Totals	906		219	663	24	0	0

PCT 073

Judge, Court of Criminal Appeals, Place 6

Vote For 1

	TOTAL	VOTE %		Election Day	Early Voting	Ballot By Mail	Provisional Ballots	Limited Ballots
REP Jesse F. McClure, III	325	37.57%	<div><div></div></div>	83	231	11	0	0
DEM Robert Johnson	540	62.43%	<div><div></div></div>	126	401	13	0	0
Total Votes Cast	865	100.00%	<div><div></div></div>	209	632	24	0	0
Overvotes	0			0	0	0	0	0
Undervotes	41			10	31	0	0	0
Contest Totals	906			219	663	24	0	0

Member, State Board of Education, District 12 CCD

Vote For 1

	TOTAL	VOTE %		Election Day	Early Voting	Ballot By Mail	Provisional Ballots	Limited Ballots
REP Pam Little	319	36.58%	<div><div></div></div>	80	229	10	0	0
DEM Alex Cornwallis	522	59.86%	<div><div></div></div>	120	388	14	0	0
LIB Christy Mowrey	31	3.56%	<div><div></div></div>	10	21	0	0	0
Write-In Totals	0	0.00%	<div><div></div></div>	0	0	0	0	0
Total Votes Cast	872	100.00%	<div><div></div></div>	210	638	24	0	0
Overvotes	0			0	0	0	0	0
Undervotes	34			9	25	0	0	0
Contest Totals	906			219	663	24	0	0

State Senator, District 2

Vote For 1

	TOTAL	VOTE %		Election Day	Early Voting	Ballot By Mail	Provisional Ballots	Limited Ballots
REP Bob Hall	324	37.37%	<div><div></div></div>	80	232	12	0	0
DEM Prince S. Giadolor	543	62.63%	<div><div></div></div>	126	405	12	0	0
Total Votes Cast	867	100.00%	<div><div></div></div>	206	637	24	0	0
Overvotes	0			0	0	0	0	0
Undervotes	39			13	26	0	0	0
Contest Totals	906			219	663	24	0	0

State Representative, District 70




Vote For 1

	TOTAL	VOTE %		Election Day	Early Voting	Ballot By Mail	Provisional Ballots	Limited Ballots
REP Jamee Jolly	327	37.12%	<div><div></div></div>	81	235	11	0	0
DEM Mihaela Elizabeth Plesa	554	62.88%	<div><div></div></div>	130	411	13	0	0
Total Votes Cast	881	100.00%	<div><div></div></div>	211	646	24	0	0
Overvotes	0			0	0	0	0	0
Undervotes	25			8	17	0	0	0
Contest Totals	906			219	663	24	0	0

PCT 073




Justice, 5th Court of Appeals District, Place 4

Vote For 1

	TOTAL	VOTE %	Election Day	Early Voting	Ballot By Mail	Provisional Ballots	Limited Ballots
REP Emily A. Miskel	317	36.86% 	77	229	11	0	0
DEM Maricela Moore	543	63.14% 	130	401	12	0	0
Total Votes Cast	860	100.00% 	207	630	23	0	0
Overvotes	0		0	0	0	0	0
Undervotes	46		12	33	1	0	0
Contest Totals	906		219	663	24	0	0




Justice, 5th Court of Appeals District, Place 7

Vote For 1

	TOTAL	VOTE %	Election Day	Early Voting	Ballot By Mail	Provisional Ballots	Limited Ballots
REP Kristina Williams	311	35.95% 	76	223	12	0	0
DEM Nancy Kennedy	554	64.05% 	132	411	11	0	0
Total Votes Cast	865	100.00% 	208	634	23	0	0
Overvotes	0		0	0	0	0	0
Undervotes	41		11	29	1	0	0
Contest Totals	906		219	663	24	0	0




County Judge CCD

Vote For 1

	TOTAL	VOTE %	Election Day	Early Voting	Ballot By Mail	Provisional Ballots	Limited Ballots
REP Chris Hill	321	36.98% 	81	228	12	0	0
DEM Joshua Murray	547	63.02% 	127	408	12	0	0
Total Votes Cast	868	100.00% 	208	636	24	0	0
Overvotes	0		0	0	0	0	0
Undervotes	38		11	27	0	0	0
Contest Totals	906		219	663	24	0	0

District Clerk CCD

Vote For 1

	TOTAL	VOTE %	Election Day	Early Voting	Ballot By Mail	Provisional Ballots	Limited Ballots
REP Mike Gould	318	36.98% 	78	228	12	0	0
DEM David Brignac	542	63.02% 	127	403	12	0	0
Total Votes Cast	860	100.00% 	205	631	24	0	0
Overvotes	0		0	0	0	0	0
Undervotes	46		14	32	0	0	0
Contest Totals	906		219	663	24	0	0

PCT 073

County Commissioner, Precinct 4

Vote For 1

	TOTAL	VOTE %		Election Day	Early Voting	Ballot By Mail	Provision al Ballots	Limited Ballots
REP Duncan Webb	324	37.50%	<div><div></div></div>	85	227	12	0	0
DEM Jeffrey Williams	540	62.50%	<div><div></div></div>	123	405	12	0	0
Total Votes Cast	864	100.00%	<div><div></div></div>	208	632	24	0	0
Overvotes	0			0	0	0	0	0
Undervotes	42			11	31	0	0	0
Contest Totals	906			219	663	24	0	0

Justice of the Peace, Precinct 3

Vote For 1

	TOTAL	VOTE %		Election Day	Early Voting	Ballot By Mail	Provision al Ballots	Limited Ballots
REP Mike Missildine	329	38.12%	<div><div></div></div>	82	235	12	0	0
DEM Irvin Lynn Barrett	534	61.88%	<div><div></div></div>	125	397	12	0	0
Total Votes Cast	863	100.00%	<div><div></div></div>	207	632	24	0	0
Overvotes	0			0	0	0	0	0
Undervotes	43			12	31	0	0	0
Contest Totals	906			219	663	24	0	0

PCT 074

U. S. Representative, District 4

Vote For 1

	TOTAL	VOTE %		Election Day	Early Voting	Ballot By Mail	Provisional Ballots	Limited Ballots
REP Pat Fallon	536	51.44%	<div><div></div></div>	108	421	6	1	0
DEM Iro Omere	483	46.35%	<div><div></div></div>	82	381	20	0	0
LIB John Simmons	23	2.21%	<div><div></div></div>	3	20	0	0	0
Total Votes Cast	1,042	100.00%	<div><div></div></div>	193	822	26	1	0
Overvotes	0			0	0	0	0	0
Undervotes	27			7	20	0	0	0
Contest Totals	1,069			200	842	26	1	0

Governor

Vote For 1

	TOTAL	VOTE %		Election Day	Early Voting	Ballot By Mail	Provisional Ballots	Limited Ballots
REP Greg Abbott	531	50.09%	<div><div></div></div>	105	419	6	1	0
DEM Beto O'Rourke	518	48.87%	<div><div></div></div>	91	407	20	0	0
LIB Mark Tippetts	8	0.75%	<div><div></div></div>	0	8	0	0	0
GRN Delilah Barrios	3	0.28%	<div><div></div></div>	2	1	0	0	0
Write-In Totals	0	0.00%	<div><div></div></div>	0	0	0	0	0
Total Votes Cast	1,060	100.00%	<div><div></div></div>	198	835	26	1	0
Overvotes	0			0	0	0	0	0
Undervotes	9			2	7	0	0	0
Contest Totals	1,069			200	842	26	1	0

Lieutenant Governor

Vote For 1

	TOTAL	VOTE %		Election Day	Early Voting	Ballot By Mail	Provisional Ballots	Limited Ballots
REP Dan Patrick	508	48.29%	<div><div></div></div>	101	400	6	1	0
DEM Mike Collier	515	48.95%	<div><div></div></div>	90	405	20	0	0
LIB Shanna Steele	29	2.76%	<div><div></div></div>	2	27	0	0	0
Total Votes Cast	1,052	100.00%	<div><div></div></div>	193	832	26	1	0
Overvotes	0			0	0	0	0	0
Undervotes	17			7	10	0	0	0
Contest Totals	1,069			200	842	26	1	0

Attorney General

Vote For 1

	TOTAL	VOTE %		Election Day	Early Voting	Ballot By Mail	Provisional Ballots	Limited Ballots
REP Ken Paxton	503	47.95%	<div><div></div></div>	101	395	6	1	0
DEM Rochelle Mercedes Garza	510	48.62%	<div><div></div></div>	85	405	20	0	0
LIB Mark Ash	36	3.43%	<div><div></div></div>	8	28	0	0	0
Total Votes Cast	1,049	100.00%	<div><div></div></div>	194	828	26	1	0
Overvotes	0			0	0	0	0	0
Undervotes	20			6	14	0	0	0
Contest Totals	1,069			200	842	26	1	0

PCT 074

Comptroller of Public Accounts

Vote For 1

	TOTAL	VOTE %		Election Day	Early Voting	Ballot By Mail	Provisional Ballots	Limited Ballots
REP Glenn Hegar	541	52.02%	<div><div></div></div>	108	424	8	1	0
DEM Janet T. Dudding	473	45.48%	<div><div></div></div>	82	374	17	0	0
LIB V. Alonzo Echevarria-Garza	26	2.50%	<div><div></div></div>	2	24	0	0	0
Total Votes Cast	1,040	100.00%	<div><div></div></div>	192	822	25	1	0
Overvotes	0			0	0	0	0	0
Undervotes	29			8	20	1	0	0
Contest Totals	1,069			200	842	26	1	0

Commissioner of the General Land Office

Vote For 1

	TOTAL	VOTE %		Election Day	Early Voting	Ballot By Mail	Provisional Ballots	Limited Ballots
REP Dawn Buckingham	541	51.97%	<div><div></div></div>	109	424	7	1	0
DEM Jay Kleberg	494	47.45%	<div><div></div></div>	82	394	18	0	0
GRN Alfred Molison, Jr	6	0.58%	<div><div></div></div>	2	4	0	0	0
Write-In Totals	0	0.00%	<div><div></div></div>	0	0	0	0	0
Total Votes Cast	1,041	100.00%	<div><div></div></div>	193	822	25	1	0
Overvotes	0			0	0	0	0	0
Undervotes	28			7	20	1	0	0
Contest Totals	1,069			200	842	26	1	0

Commissioner of Agriculture

Vote For 1

	TOTAL	VOTE %		Election Day	Early Voting	Ballot By Mail	Provisional Ballots	Limited Ballots
REP Sid Miller	533	51.40%	<div><div></div></div>	105	420	7	1	0
DEM Susan Hays	504	48.60%	<div><div></div></div>	84	402	18	0	0
Total Votes Cast	1,037	100.00%	<div><div></div></div>	189	822	25	1	0
Overvotes	0			0	0	0	0	0
Undervotes	32			11	20	1	0	0
Contest Totals	1,069			200	842	26	1	0

Railroad Commissioner

Vote For 1

	TOTAL	VOTE %		Election Day	Early Voting	Ballot By Mail	Provisional Ballots	Limited Ballots
REP Wayne Christian	529	50.96%	<div><div></div></div>	109	413	6	1	0
DEM Luke Warford	476	45.86%	<div><div></div></div>	77	380	19	0	0
LIB Jaime Andres Diez	29	2.79%	<div><div></div></div>	2	27	0	0	0
GRN Hunter Wayne Crow	4	0.39%	<div><div></div></div>	2	2	0	0	0
Total Votes Cast	1,038	100.00%	<div><div></div></div>	190	822	25	1	0
Overvotes	0			0	0	0	0	0
Undervotes	31			10	20	1	0	0
Contest Totals	1,069			200	842	26	1	0

PCT 074

Justice, Supreme Court, Place 3

Vote For 1

	TOTAL	VOTE %		Election Day	Early Voting	Ballot By Mail	Provisional Ballots	Limited Ballots
REP Debra Lehrmann	541	52.02%	<div><div></div></div>	106	426	8	1	0
DEM Erin A. Nowell	481	46.25%	<div><div></div></div>	83	381	17	0	0
LIB Thomas Edward Oxford	18	1.73%	<div><div></div></div>	2	16	0	0	0
Total Votes Cast	1,040	100.00%	<div><div></div></div>	191	823	25	1	0
Overvotes	0			0	0	0	0	0
Undervotes	29			9	19	1	0	0
Contest Totals	1,069			200	842	26	1	0

Justice, Supreme Court, Place 5

Vote For 1

	TOTAL	VOTE %		Election Day	Early Voting	Ballot By Mail	Provisional Ballots	Limited Ballots
REP Rebeca Huddle	547	52.65%	<div><div></div></div>	106	434	6	1	0
DEM Amanda Reichel	492	47.35%	<div><div></div></div>	84	389	19	0	0
Total Votes Cast	1,039	100.00%	<div><div></div></div>	190	823	25	1	0
Overvotes	0			0	0	0	0	0
Undervotes	30			10	19	1	0	0
Contest Totals	1,069			200	842	26	1	0

Justice, Supreme Court, Place 9

Vote For 1

	TOTAL	VOTE %		Election Day	Early Voting	Ballot By Mail	Provisional Ballots	Limited Ballots
REP Evan Young	541	52.32%	<div><div></div></div>	104	430	6	1	0
DEM Julia Maldonado	493	47.68%	<div><div></div></div>	87	388	18	0	0
Total Votes Cast	1,034	100.00%	<div><div></div></div>	191	818	24	1	0
Overvotes	0			0	0	0	0	0
Undervotes	35			9	24	2	0	0
Contest Totals	1,069			200	842	26	1	0

Judge, Court of Criminal Appeals, Place 5

Vote For 1

	TOTAL	VOTE %		Election Day	Early Voting	Ballot By Mail	Provisional Ballots	Limited Ballots
REP Scott Walker	536	51.79%	<div><div></div></div>	105	423	7	1	0
DEM Dana Huffman	499	48.21%	<div><div></div></div>	84	398	17	0	0
Total Votes Cast	1,035	100.00%	<div><div></div></div>	189	821	24	1	0
Overvotes	0			0	0	0	0	0
Undervotes	34			11	21	2	0	0
Contest Totals	1,069			200	842	26	1	0

PCT 074

Judge, Court of Criminal Appeals, Place 6

Vote For 1

	TOTAL	VOTE %		Election Day	Early Voting	Ballot By Mail	Provisional Ballots	Limited Ballots
REP Jesse F. McClure, III	537	51.93%	<div><div></div></div>	104	425	7	1	0
DEM Robert Johnson	497	48.07%	<div><div></div></div>	86	394	17	0	0
Total Votes Cast	1,034	100.00%	<div><div></div></div>	190	819	24	1	0
Overvotes	0			0	0	0	0	0
Undervotes	35			10	23	2	0	0
Contest Totals	1,069			200	842	26	1	0

Member, State Board of Education, District 12 CCD

Vote For 1

	TOTAL	VOTE %		Election Day	Early Voting	Ballot By Mail	Provisional Ballots	Limited Ballots
REP Pam Little	522	50.53%	<div><div></div></div>	103	412	6	1	0
DEM Alex Cornwallis	480	46.47%	<div><div></div></div>	83	380	17	0	0
LIB Christy Mowrey	31	3.00%	<div><div></div></div>	5	26	0	0	0
Write-In Totals	0	0.00%	<div><div></div></div>	0	0	0	0	0
Total Votes Cast	1,033	100.00%	<div><div></div></div>	191	818	23	1	0
Overvotes	0			0	0	0	0	0
Undervotes	36			9	24	3	0	0
Contest Totals	1,069			200	842	26	1	0

State Senator, District 2

Vote For 1

	TOTAL	VOTE %		Election Day	Early Voting	Ballot By Mail	Provisional Ballots	Limited Ballots
REP Bob Hall	543	52.36%	<div><div></div></div>	107	427	8	1	0
DEM Prince S. Giadolor	494	47.64%	<div><div></div></div>	84	394	16	0	0
Total Votes Cast	1,037	100.00%	<div><div></div></div>	191	821	24	1	0
Overvotes	0			0	0	0	0	0
Undervotes	32			9	21	2	0	0
Contest Totals	1,069			200	842	26	1	0

State Representative, District 70

Vote For 1

	TOTAL	VOTE %		Election Day	Early Voting	Ballot By Mail	Provisional Ballots	Limited Ballots
REP Jamee Jolly	543	52.11%	<div><div></div></div>	106	430	6	1	0
DEM Mihaela Elizabeth Plesa	499	47.89%	<div><div></div></div>	87	393	19	0	0
Total Votes Cast	1,042	100.00%	<div><div></div></div>	193	823	25	1	0
Overvotes	0			0	0	0	0	0
Undervotes	27			7	19	1	0	0
Contest Totals	1,069			200	842	26	1	0

PCT 074

Justice, 5th Court of Appeals District, Place 4

Vote For 1

	TOTAL	VOTE %		Election Day	Early Voting	Ballot By Mail	Provisional Ballots	Limited Ballots
REP Emily A. Miskel	535	51.64%	<div><div></div></div>	105	423	6	1	0
DEM Maricela Moore	501	48.36%	<div><div></div></div>	86	396	19	0	0
Total Votes Cast	1,036	100.00%	<div><div></div></div>	191	819	25	1	0
Overvotes	0			0	0	0	0	0
Undervotes	33			9	23	1	0	0
Contest Totals	1,069			200	842	26	1	0

Justice, 5th Court of Appeals District, Place 7

Vote For 1

	TOTAL	VOTE %		Election Day	Early Voting	Ballot By Mail	Provisional Ballots	Limited Ballots
REP Kristina Williams	534	51.95%	<div><div></div></div>	105	422	6	1	0
DEM Nancy Kennedy	494	48.05%	<div><div></div></div>	85	390	19	0	0
Total Votes Cast	1,028	100.00%	<div><div></div></div>	190	812	25	1	0
Overvotes	0			0	0	0	0	0
Undervotes	41			10	30	1	0	0
Contest Totals	1,069			200	842	26	1	0

County Judge CCD

Vote For 1

	TOTAL	VOTE %		Election Day	Early Voting	Ballot By Mail	Provisional Ballots	Limited Ballots
REP Chris Hill	546	52.50%	<div><div></div></div>	107	430	8	1	0
DEM Joshua Murray	494	47.50%	<div><div></div></div>	83	394	17	0	0
Total Votes Cast	1,040	100.00%	<div><div></div></div>	190	824	25	1	0
Overvotes	0			0	0	0	0	0
Undervotes	29			10	18	1	0	0
Contest Totals	1,069			200	842	26	1	0

District Clerk CCD

Vote For 1

	TOTAL	VOTE %		Election Day	Early Voting	Ballot By Mail	Provisional Ballots	Limited Ballots
REP Mike Gould	543	52.77%	<div><div></div></div>	108	428	6	1	0
DEM David Brignac	486	47.23%	<div><div></div></div>	81	387	18	0	0
Total Votes Cast	1,029	100.00%	<div><div></div></div>	189	815	24	1	0
Overvotes	0			0	0	0	0	0
Undervotes	40			11	27	2	0	0
Contest Totals	1,069			200	842	26	1	0

PCT 074

County Commissioner, Precinct 4

Vote For 1

	TOTAL	VOTE %		Election Day	Early Voting	Ballot By Mail	Provision al Ballots	Limited Ballots
REP Duncan Webb	538	52.23%	<div><div></div></div>	108	422	7	1	0
DEM Jeffrey Williams	492	47.77%	<div><div></div></div>	82	392	18	0	0
Total Votes Cast	1,030	100.00%	<div><div></div></div>	190	814	25	1	0
Overvotes	0			0	0	0	0	0
Undervotes	39			10	28	1	0	0
Contest Totals	1,069			200	842	26	1	0

Justice of the Peace, Precinct 3

Vote For 1

	TOTAL	VOTE %		Election Day	Early Voting	Ballot By Mail	Provision al Ballots	Limited Ballots
REP Mike Missildine	532	51.90%	<div><div></div></div>	106	419	6	1	0
DEM Irvin Lynn Barrett	493	48.10%	<div><div></div></div>	84	392	17	0	0
Total Votes Cast	1,025	100.00%	<div><div></div></div>	190	811	23	1	0
Overvotes	0			0	0	0	0	0
Undervotes	44			10	31	3	0	0
Contest Totals	1,069			200	842	26	1	0

PCT 075

U. S. Representative, District 4

Vote For 1

	TOTAL	VOTE %		Election Day	Early Voting	Ballot By Mail	Provisional Ballots	Limited Ballots
REP Pat Fallon	775	59.43%	<div><div></div></div>	163	568	40	4	0
DEM Iro Omere	501	38.42%	<div><div></div></div>	135	337	28	1	0
LIB John Simmons	28	2.15%	<div><div></div></div>	11	16	1	0	0
Total Votes Cast	1,304	100.00%	<div><div></div></div>	309	921	69	5	0
Overvotes	0			0	0	0	0	0
Undervotes	30			7	21	2	0	0
Contest Totals	1,334			316	942	71	5	0

Governor

Vote For 1

	TOTAL	VOTE %		Election Day	Early Voting	Ballot By Mail	Provisional Ballots	Limited Ballots
REP Greg Abbott	772	58.13%	<div><div></div></div>	160	565	43	4	0
DEM Beto O'Rourke	535	40.29%	<div><div></div></div>	143	363	28	1	0
LIB Mark Tippetts	19	1.43%	<div><div></div></div>	10	9	0	0	0
GRN Delilah Barrios	1	0.08%	<div><div></div></div>	1	0	0	0	0
Write-In Totals	1	0.08%	<div><div></div></div>	1	0	0	0	0
Total Votes Cast	1,328	100.00%	<div><div></div></div>	315	937	71	5	0
Overvotes	0			0	0	0	0	0
Undervotes	6			1	5	0	0	0
Contest Totals	1,334			316	942	71	5	0

Lieutenant Governor

Vote For 1

	TOTAL	VOTE %		Election Day	Early Voting	Ballot By Mail	Provisional Ballots	Limited Ballots
REP Dan Patrick	725	55.09%	<div><div></div></div>	151	533	38	3	0
DEM Mike Collier	559	42.48%	<div><div></div></div>	144	381	33	1	0
LIB Shanna Steele	32	2.43%	<div><div></div></div>	13	18	0	1	0
Total Votes Cast	1,316	100.00%	<div><div></div></div>	308	932	71	5	0
Overvotes	0			0	0	0	0	0
Undervotes	18			8	10	0	0	0
Contest Totals	1,334			316	942	71	5	0

Attorney General

Vote For 1

	TOTAL	VOTE %		Election Day	Early Voting	Ballot By Mail	Provisional Ballots	Limited Ballots
REP Ken Paxton	703	54.08%	<div><div></div></div>	145	519	36	3	0
DEM Rochelle Mercedes Garza	554	42.62%	<div><div></div></div>	151	372	30	1	0
LIB Mark Ash	43	3.31%	<div><div></div></div>	11	29	2	1	0
Total Votes Cast	1,300	100.00%	<div><div></div></div>	307	920	68	5	0
Overvotes	0			0	0	0	0	0
Undervotes	34			9	22	3	0	0
Contest Totals	1,334			316	942	71	5	0

PCT 075

Comptroller of Public Accounts

Vote For 1

	TOTAL	VOTE %		Election Day	Early Voting	Ballot By Mail	Provisional Ballots	Limited Ballots
REP Glenn Hegar	792	60.78%	<div><div></div></div>	162	583	43	4	0
DEM Janet T. Dudding	484	37.14%	<div><div></div></div>	130	326	27	1	0
LIB V. Alonzo Echevarria-Garza	27	2.07%	<div><div></div></div>	13	14	0	0	0
Total Votes Cast	1,303	100.00%	<div><div></div></div>	305	923	70	5	0
Overvotes	0			0	0	0	0	0
Undervotes	31			11	19	1	0	0
Contest Totals	1,334			316	942	71	5	0

Commissioner of the General Land Office

Vote For 1

	TOTAL	VOTE %		Election Day	Early Voting	Ballot By Mail	Provisional Ballots	Limited Ballots
REP Dawn Buckingham	779	59.92%	<div><div></div></div>	167	566	42	4	0
DEM Jay Kleberg	509	39.15%	<div><div></div></div>	132	347	29	1	0
GRN Alfred Molison, Jr	12	0.92%	<div><div></div></div>	7	5	0	0	0
Write-In Totals	0	0.00%	<div><div></div></div>	0	0	0	0	0
Total Votes Cast	1,300	100.00%	<div><div></div></div>	306	918	71	5	0
Overvotes	0			0	0	0	0	0
Undervotes	34			10	24	0	0	0
Contest Totals	1,334			316	942	71	5	0

Commissioner of Agriculture

Vote For 1

	TOTAL	VOTE %		Election Day	Early Voting	Ballot By Mail	Provisional Ballots	Limited Ballots
REP Sid Miller	773	59.46%	<div><div></div></div>	164	565	40	4	0
DEM Susan Hays	527	40.54%	<div><div></div></div>	142	355	29	1	0
Total Votes Cast	1,300	100.00%	<div><div></div></div>	306	920	69	5	0
Overvotes	0			0	0	0	0	0
Undervotes	34			10	22	2	0	0
Contest Totals	1,334			316	942	71	5	0

Railroad Commissioner

Vote For 1

	TOTAL	VOTE %		Election Day	Early Voting	Ballot By Mail	Provisional Ballots	Limited Ballots
REP Wayne Christian	760	58.64%	<div><div></div></div>	162	555	39	4	0
DEM Luke Warford	498	38.43%	<div><div></div></div>	124	342	31	1	0
LIB Jaime Andres Diez	30	2.31%	<div><div></div></div>	13	17	0	0	0
GRN Hunter Wayne Crow	8	0.62%	<div><div></div></div>	7	1	0	0	0
Total Votes Cast	1,296	100.00%	<div><div></div></div>	306	915	70	5	0
Overvotes	0			0	0	0	0	0
Undervotes	38			10	27	1	0	0
Contest Totals	1,334			316	942	71	5	0

PCT 075

Justice, Supreme Court, Place 3

Vote For 1

	TOTAL	VOTE %		Election Day	Early Voting	Ballot By Mail	Provisional Ballots	Limited Ballots
REP Debra Lehrmann	779	60.06%	<div><div></div></div>	160	575	40	4	0
DEM Erin A. Nowell	499	38.47%	<div><div></div></div>	137	333	28	1	0
LIB Thomas Edward Oxford	19	1.46%	<div><div></div></div>	9	9	1	0	0
Total Votes Cast	1,297	100.00%	<div><div></div></div>	306	917	69	5	0
Overvotes	0			0	0	0	0	0
Undervotes	37			10	25	2	0	0
Contest Totals	1,334			316	942	71	5	0

Justice, Supreme Court, Place 5

Vote For 1

	TOTAL	VOTE %		Election Day	Early Voting	Ballot By Mail	Provisional Ballots	Limited Ballots
REP Rebeca Huddle	794	61.50%	<div><div></div></div>	169	579	42	4	0
DEM Amanda Reichel	497	38.50%	<div><div></div></div>	137	332	27	1	0
Total Votes Cast	1,291	100.00%	<div><div></div></div>	306	911	69	5	0
Overvotes	0			0	0	0	0	0
Undervotes	43			10	31	2	0	0
Contest Totals	1,334			316	942	71	5	0

Justice, Supreme Court, Place 9

Vote For 1

	TOTAL	VOTE %		Election Day	Early Voting	Ballot By Mail	Provisional Ballots	Limited Ballots
REP Evan Young	782	60.67%	<div><div></div></div>	164	573	41	4	0
DEM Julia Maldonado	507	39.33%	<div><div></div></div>	141	337	28	1	0
Total Votes Cast	1,289	100.00%	<div><div></div></div>	305	910	69	5	0
Overvotes	0			0	0	0	0	0
Undervotes	45			11	32	2	0	0
Contest Totals	1,334			316	942	71	5	0

Judge, Court of Criminal Appeals, Place 5

Vote For 1

	TOTAL	VOTE %		Election Day	Early Voting	Ballot By Mail	Provisional Ballots	Limited Ballots
REP Scott Walker	784	61.01%	<div><div></div></div>	166	571	43	4	0
DEM Dana Huffman	501	38.99%	<div><div></div></div>	138	335	27	1	0
Total Votes Cast	1,285	100.00%	<div><div></div></div>	304	906	70	5	0
Overvotes	0			0	0	0	0	0
Undervotes	49			12	36	1	0	0
Contest Totals	1,334			316	942	71	5	0

PCT 075

Judge, Court of Criminal Appeals, Place 6

Vote For 1

	TOTAL	VOTE %		Election Day	Early Voting	Ballot By Mail	Provisional Ballots	Limited Ballots
REP Jesse F. McClure, III	780	61.08%	<div><div></div></div>	166	569	41	4	0
DEM Robert Johnson	497	38.92%	<div><div></div></div>	138	330	28	1	0
Total Votes Cast	1,277	100.00%	<div><div></div></div>	304	899	69	5	0
Overvotes	0			0	0	0	0	0
Undervotes	57			12	43	2	0	0
Contest Totals	1,334			316	942	71	5	0

Member, State Board of Education, District 12 CCD

Vote For 1

	TOTAL	VOTE %		Election Day	Early Voting	Ballot By Mail	Provisional Ballots	Limited Ballots
REP Pam Little	769	59.84%	<div><div></div></div>	159	566	40	4	0
DEM Alex Cornwallis	481	37.43%	<div><div></div></div>	132	321	27	1	0
LIB Christy Mowrey	35	2.72%	<div><div></div></div>	13	20	2	0	0
Write-In Totals	0	0.00%	<div><div></div></div>	0	0	0	0	0
Total Votes Cast	1,285	100.00%	<div><div></div></div>	304	907	69	5	0
Overvotes	0			0	0	0	0	0
Undervotes	49			12	35	2	0	0
Contest Totals	1,334			316	942	71	5	0

State Senator, District 8

Vote For 1

	TOTAL	VOTE %		Election Day	Early Voting	Ballot By Mail	Provisional Ballots	Limited Ballots
REP Angela Paxton	734	57.21%	<div><div></div></div>	158	537	35	4	0
DEM Jonathan Cocks	518	40.37%	<div><div></div></div>	131	354	32	1	0
LIB Edward Kless	31	2.42%	<div><div></div></div>	12	17	2	0	0
Total Votes Cast	1,283	100.00%	<div><div></div></div>	301	908	69	5	0
Overvotes	0			0	0	0	0	0
Undervotes	51			15	34	2	0	0
Contest Totals	1,334			316	942	71	5	0

State Representative, District 66

Vote For 1

	TOTAL	VOTE %		Election Day	Early Voting	Ballot By Mail	Provisional Ballots	Limited Ballots
REP Matt Shaheen	798	61.72%	<div><div></div></div>	172	579	43	4	0
DEM Jesse Ringness	495	38.28%	<div><div></div></div>	134	332	28	1	0
Total Votes Cast	1,293	100.00%	<div><div></div></div>	306	911	71	5	0
Overvotes	0			0	0	0	0	0
Undervotes	41			10	31	0	0	0
Contest Totals	1,334			316	942	71	5	0

PCT 075

Justice, 5th Court of Appeals District, Place 4

Vote For 1

	TOTAL	VOTE %		Election Day	Early Voting	Ballot By Mail	Provisional Ballots	Limited Ballots
REP Emily A. Miskel	781	61.59%	<div><div></div></div>	165	575	37	4	0
DEM Maricela Moore	487	38.41%	<div><div></div></div>	138	323	25	1	0
Total Votes Cast	1,268	100.00%	<div><div></div></div>	303	898	62	5	0
Overvotes	0			0	0	0	0	0
Undervotes	66			13	44	9	0	0
Contest Totals	1,334			316	942	71	5	0

Justice, 5th Court of Appeals District, Place 7

Vote For 1

	TOTAL	VOTE %		Election Day	Early Voting	Ballot By Mail	Provisional Ballots	Limited Ballots
REP Kristina Williams	773	60.91%	<div><div></div></div>	165	566	38	4	0
DEM Nancy Kennedy	496	39.09%	<div><div></div></div>	138	333	24	1	0
Total Votes Cast	1,269	100.00%	<div><div></div></div>	303	899	62	5	0
Overvotes	0			0	0	0	0	0
Undervotes	65			13	43	9	0	0
Contest Totals	1,334			316	942	71	5	0

County Judge CCD

Vote For 1

	TOTAL	VOTE %		Election Day	Early Voting	Ballot By Mail	Provisional Ballots	Limited Ballots
REP Chris Hill	778	60.54%	<div><div></div></div>	162	571	41	4	0
DEM Joshua Murray	507	39.46%	<div><div></div></div>	142	340	24	1	0
Total Votes Cast	1,285	100.00%	<div><div></div></div>	304	911	65	5	0
Overvotes	0			0	0	0	0	0
Undervotes	49			12	31	6	0	0
Contest Totals	1,334			316	942	71	5	0

District Clerk CCD

Vote For 1

	TOTAL	VOTE %		Election Day	Early Voting	Ballot By Mail	Provisional Ballots	Limited Ballots
REP Mike Gould	779	61.48%	<div><div></div></div>	164	573	38	4	0
DEM David Brignac	488	38.52%	<div><div></div></div>	136	326	25	1	0
Total Votes Cast	1,267	100.00%	<div><div></div></div>	300	899	63	5	0
Overvotes	0			0	0	0	0	0
Undervotes	67			16	43	8	0	0
Contest Totals	1,334			316	942	71	5	0

PCT 075

County Commissioner, Precinct 4

Vote For 1

	TOTAL	VOTE %		Election Day	Early Voting	Ballot By Mail	Provision al Ballots	Limited Ballots
REP Duncan Webb	797	62.41%	<div><div></div></div>	165	587	41	4	0
DEM Jeffrey Williams	480	37.59%	<div><div></div></div>	136	320	23	1	0
Total Votes Cast	1,277	100.00%	<div><div></div></div>	301	907	64	5	0
Overvotes	0			0	0	0	0	0
Undervotes	57			15	35	7	0	0
Contest Totals	1,334			316	942	71	5	0

Justice of the Peace, Precinct 4

Vote For 1

	TOTAL	VOTE %		Election Day	Early Voting	Ballot By Mail	Provision al Ballots	Limited Ballots
REP Vincent Venegoni	768	60.86%	<div><div></div></div>	162	565	37	4	0
DEM Adam Kern	494	39.14%	<div><div></div></div>	142	327	24	1	0
Total Votes Cast	1,262	100.00%	<div><div></div></div>	304	892	61	5	0
Overvotes	0			0	0	0	0	0
Undervotes	72			12	50	10	0	0
Contest Totals	1,334			316	942	71	5	0

PCT 076

U. S. Representative District 3

Vote For 1

	TOTAL	VOTE %		Election Day	Early Voting	Ballot By Mail	Provisional Ballots	Limited Ballots
REP Keith Self	1,070	56.02%	<div><div></div></div>	219	808	43	0	0
DEM Sandeep Srivastava	801	41.94%	<div><div></div></div>	154	612	34	1	0
LIB Christopher Claytor	39	2.04%	<div><div></div></div>	11	28	0	0	0
Total Votes Cast	1,910	100.00%	<div><div></div></div>	384	1,448	77	1	0
Overvotes	0			0	0	0	0	0
Undervotes	42			11	29	2	0	0
Contest Totals	1,952			395	1,477	79	1	0

Governor

Vote For 1

	TOTAL	VOTE %		Election Day	Early Voting	Ballot By Mail	Provisional Ballots	Limited Ballots
REP Greg Abbott	1,055	54.52%	<div><div></div></div>	216	797	42	0	0
DEM Beto O'Rourke	858	44.34%	<div><div></div></div>	174	648	35	1	0
LIB Mark Tippetts	19	0.98%	<div><div></div></div>	3	16	0	0	0
GRN Delilah Barrios	2	0.10%	<div><div></div></div>	0	2	0	0	0
Write-In Totals	1	0.05%	<div><div></div></div>	1	0	0	0	0
Total Votes Cast	1,935	100.00%	<div><div></div></div>	394	1,463	77	1	0
Overvotes	0			0	0	0	0	0
Undervotes	17			1	14	2	0	0
Contest Totals	1,952			395	1,477	79	1	0

Lieutenant Governor

Vote For 1

	TOTAL	VOTE %		Election Day	Early Voting	Ballot By Mail	Provisional Ballots	Limited Ballots
REP Dan Patrick	1,005	52.21%	<div><div></div></div>	210	756	39	0	0
DEM Mike Collier	878	45.61%	<div><div></div></div>	173	668	36	1	0
LIB Shanna Steele	42	2.18%	<div><div></div></div>	8	34	0	0	0
Total Votes Cast	1,925	100.00%	<div><div></div></div>	391	1,458	75	1	0
Overvotes	0			0	0	0	0	0
Undervotes	27			4	19	4	0	0
Contest Totals	1,952			395	1,477	79	1	0

Attorney General

Vote For 1

	TOTAL	VOTE %		Election Day	Early Voting	Ballot By Mail	Provisional Ballots	Limited Ballots
REP Ken Paxton	992	51.88%	<div><div></div></div>	212	742	38	0	0
DEM Rochelle Mercedes Garza	862	45.08%	<div><div></div></div>	171	654	36	1	0
LIB Mark Ash	58	3.03%	<div><div></div></div>	8	50	0	0	0
Total Votes Cast	1,912	100.00%	<div><div></div></div>	391	1,446	74	1	0
Overvotes	0			0	0	0	0	0
Undervotes	40			4	31	5	0	0
Contest Totals	1,952			395	1,477	79	1	0

PCT 076

Comptroller of Public Accounts

Vote For 1

	TOTAL	VOTE %		Election Day	Early Voting	Ballot By Mail	Provisional Ballots	Limited Ballots
REP Glenn Hegar	1,097	57.65%	<div><div></div></div>	219	833	45	0	0
DEM Janet T. Dudding	771	40.52%	<div><div></div></div>	152	587	31	1	0
LIB V. Alonzo Echevarria-Garza	35	1.84%	<div><div></div></div>	14	20	1	0	0
Total Votes Cast	1,903	100.00%	<div><div></div></div>	385	1,440	77	1	0
Overvotes	0			0	0	0	0	0
Undervotes	49			10	37	2	0	0
Contest Totals	1,952			395	1,477	79	1	0

Commissioner of the General Land Office

Vote For 1

	TOTAL	VOTE %		Election Day	Early Voting	Ballot By Mail	Provisional Ballots	Limited Ballots
REP Dawn Buckingham	1,063	56.36%	<div><div></div></div>	221	800	42	0	0
DEM Jay Kleberg	798	42.31%	<div><div></div></div>	154	608	35	1	0
GRN Alfred Molison, Jr	24	1.27%	<div><div></div></div>	7	17	0	0	0
Write-In Totals	1	0.05%	<div><div></div></div>	0	1	0	0	0
Total Votes Cast	1,886	100.00%	<div><div></div></div>	382	1,426	77	1	0
Overvotes	0			0	0	0	0	0
Undervotes	66			13	51	2	0	0
Contest Totals	1,952			395	1,477	79	1	0

Commissioner of Agriculture

Vote For 1

	TOTAL	VOTE %		Election Day	Early Voting	Ballot By Mail	Provisional Ballots	Limited Ballots
REP Sid Miller	1,065	56.17%	<div><div></div></div>	219	806	40	0	0
DEM Susan Hays	831	43.83%	<div><div></div></div>	160	633	37	1	0
Total Votes Cast	1,896	100.00%	<div><div></div></div>	379	1,439	77	1	0
Overvotes	0			0	0	0	0	0
Undervotes	56			16	38	2	0	0
Contest Totals	1,952			395	1,477	79	1	0

Railroad Commissioner

Vote For 1

	TOTAL	VOTE %		Election Day	Early Voting	Ballot By Mail	Provisional Ballots	Limited Ballots
REP Wayne Christian	1,047	55.31%	<div><div></div></div>	214	793	40	0	0
DEM Luke Warford	784	41.42%	<div><div></div></div>	144	604	35	1	0
LIB Jaime Andres Diez	37	1.95%	<div><div></div></div>	13	24	0	0	0
GRN Hunter Wayne Crow	25	1.32%	<div><div></div></div>	11	14	0	0	0
Total Votes Cast	1,893	100.00%	<div><div></div></div>	382	1,435	75	1	0
Overvotes	0			0	0	0	0	0
Undervotes	59			13	42	4	0	0
Contest Totals	1,952			395	1,477	79	1	0

PCT 076

Justice, Supreme Court, Place 3

Vote For 1

	TOTAL	VOTE %		Election Day	Early Voting	Ballot By Mail	Provisional Ballots	Limited Ballots
REP Debra Lehrmann	1,075	57.09%	<div><div></div></div>	217	815	43	0	0
DEM Erin A. Nowell	777	41.26%	<div><div></div></div>	153	590	33	1	0
LIB Thomas Edward Oxford	31	1.65%	<div><div></div></div>	11	20	0	0	0
Total Votes Cast	1,883	100.00%	<div><div></div></div>	381	1,425	76	1	0
Overvotes	0			0	0	0	0	0
Undervotes	69			14	52	3	0	0
Contest Totals	1,952			395	1,477	79	1	0

Justice, Supreme Court, Place 5

Vote For 1

	TOTAL	VOTE %		Election Day	Early Voting	Ballot By Mail	Provisional Ballots	Limited Ballots
REP Rebeca Huddle	1,084	57.81%	<div><div></div></div>	219	822	43	0	0
DEM Amanda Reichel	791	42.19%	<div><div></div></div>	160	598	32	1	0
Total Votes Cast	1,875	100.00%	<div><div></div></div>	379	1,420	75	1	0
Overvotes	0			0	0	0	0	0
Undervotes	77			16	57	4	0	0
Contest Totals	1,952			395	1,477	79	1	0

Justice, Supreme Court, Place 9

Vote For 1

	TOTAL	VOTE %		Election Day	Early Voting	Ballot By Mail	Provisional Ballots	Limited Ballots
REP Evan Young	1,067	57.03%	<div><div></div></div>	216	809	42	0	0
DEM Julia Maldonado	804	42.97%	<div><div></div></div>	163	608	32	1	0
Total Votes Cast	1,871	100.00%	<div><div></div></div>	379	1,417	74	1	0
Overvotes	0			0	0	0	0	0
Undervotes	81			16	60	5	0	0
Contest Totals	1,952			395	1,477	79	1	0

Judge, Court of Criminal Appeals, Place 5

Vote For 1

	TOTAL	VOTE %		Election Day	Early Voting	Ballot By Mail	Provisional Ballots	Limited Ballots
REP Scott Walker	1,062	57.19%	<div><div></div></div>	216	804	42	0	0
DEM Dana Huffman	795	42.81%	<div><div></div></div>	159	603	32	1	0
Total Votes Cast	1,857	100.00%	<div><div></div></div>	375	1,407	74	1	0
Overvotes	0			0	0	0	0	0
Undervotes	95			20	70	5	0	0
Contest Totals	1,952			395	1,477	79	1	0

PCT 076

Judge, Court of Criminal Appeals, Place 6

Vote For 1

	TOTAL	VOTE %		Election Day	Early Voting	Ballot By Mail	Provisional Ballots	Limited Ballots
REP Jesse F. McClure, III	1,065	57.57%	<div><div></div></div>	214	810	41	0	0
DEM Robert Johnson	785	42.43%	<div><div></div></div>	160	591	33	1	0
Total Votes Cast	1,850	100.00%	<div><div></div></div>	374	1,401	74	1	0
Overvotes	0			0	0	0	0	0
Undervotes	102			21	76	5	0	0
Contest Totals	1,952			395	1,477	79	1	0

Member, State Board of Education, District 12 CCD

Vote For 1

	TOTAL	VOTE %		Election Day	Early Voting	Ballot By Mail	Provisional Ballots	Limited Ballots
REP Pam Little	1,064	56.84%	<div><div></div></div>	213	807	44	0	0
DEM Alex Cornwallis	754	40.28%	<div><div></div></div>	148	573	32	1	0
LIB Christy Mowrey	53	2.83%	<div><div></div></div>	16	37	0	0	0
Write-In Totals	1	0.05%	<div><div></div></div>	0	1	0	0	0
Total Votes Cast	1,872	100.00%	<div><div></div></div>	377	1,418	76	1	0
Overvotes	0			0	0	0	0	0
Undervotes	80			18	59	3	0	0
Contest Totals	1,952			395	1,477	79	1	0

State Senator, District 8

Vote For 1

	TOTAL	VOTE %		Election Day	Early Voting	Ballot By Mail	Provisional Ballots	Limited Ballots
REP Angela Paxton	1,004	53.55%	<div><div></div></div>	209	757	38	0	0
DEM Jonathan Cocks	817	43.57%	<div><div></div></div>	159	621	36	1	0
LIB Edward Kless	54	2.88%	<div><div></div></div>	13	41	0	0	0
Total Votes Cast	1,875	100.00%	<div><div></div></div>	381	1,419	74	1	0
Overvotes	0			0	0	0	0	0
Undervotes	77			14	58	5	0	0
Contest Totals	1,952			395	1,477	79	1	0

State Representative, District 70

Vote For 1

	TOTAL	VOTE %		Election Day	Early Voting	Ballot By Mail	Provisional Ballots	Limited Ballots
REP Jamee Jolly	1,075	57.49%	<div><div></div></div>	214	817	44	0	0
DEM Mihaela Elizabeth Plesa	795	42.51%	<div><div></div></div>	163	598	33	1	0
Total Votes Cast	1,870	100.00%	<div><div></div></div>	377	1,415	77	1	0
Overvotes	0			0	0	0	0	0
Undervotes	82			18	62	2	0	0
Contest Totals	1,952			395	1,477	79	1	0

PCT 076

Justice, 5th Court of Appeals District, Place 4

Vote For 1

	TOTAL	VOTE %		Election Day	Early Voting	Ballot By Mail	Provisional Ballots	Limited Ballots
REP Emily A. Miskel	1,068	57.76%	<div><div></div></div>	217	812	39	0	0
DEM Maricela Moore	781	42.24%	<div><div></div></div>	159	587	34	1	0
Total Votes Cast	1,849	100.00%	<div><div></div></div>	376	1,399	73	1	0
Overvotes	0			0	0	0	0	0
Undervotes	103			19	78	6	0	0
Contest Totals	1,952			395	1,477	79	1	0

Justice, 5th Court of Appeals District, Place 7

Vote For 1

	TOTAL	VOTE %		Election Day	Early Voting	Ballot By Mail	Provisional Ballots	Limited Ballots
REP Kristina Williams	1,064	57.39%	<div><div></div></div>	219	806	39	0	0
DEM Nancy Kennedy	790	42.61%	<div><div></div></div>	157	598	34	1	0
Total Votes Cast	1,854	100.00%	<div><div></div></div>	376	1,404	73	1	0
Overvotes	0			0	0	0	0	0
Undervotes	98			19	73	6	0	0
Contest Totals	1,952			395	1,477	79	1	0

County Judge CCD

Vote For 1

	TOTAL	VOTE %		Election Day	Early Voting	Ballot By Mail	Provisional Ballots	Limited Ballots
REP Chris Hill	1,059	56.84%	<div><div></div></div>	217	801	41	0	0
DEM Joshua Murray	804	43.16%	<div><div></div></div>	161	609	33	1	0
Total Votes Cast	1,863	100.00%	<div><div></div></div>	378	1,410	74	1	0
Overvotes	0			0	0	0	0	0
Undervotes	89			17	67	5	0	0
Contest Totals	1,952			395	1,477	79	1	0

District Clerk CCD

Vote For 1

	TOTAL	VOTE %		Election Day	Early Voting	Ballot By Mail	Provisional Ballots	Limited Ballots
REP Mike Gould	1,075	57.98%	<div><div></div></div>	223	812	40	0	0
DEM David Brignac	779	42.02%	<div><div></div></div>	154	592	32	1	0
Total Votes Cast	1,854	100.00%	<div><div></div></div>	377	1,404	72	1	0
Overvotes	0			0	0	0	0	0
Undervotes	98			18	73	7	0	0
Contest Totals	1,952			395	1,477	79	1	0

PCT 076

County Commissioner, Precinct 4

Vote For 1

	TOTAL	VOTE %		Election Day	Early Voting	Ballot By Mail	Provision al Ballots	Limited Ballots
REP Duncan Webb	1,100	59.01%	<div><div></div></div>	222	836	42	0	0
DEM Jeffrey Williams	764	40.99%	<div><div></div></div>	151	580	32	1	0
Total Votes Cast	1,864	100.00%	<div><div></div></div>	373	1,416	74	1	0
Overvotes	0			0	0	0	0	0
Undervotes	88			22	61	5	0	0
Contest Totals	1,952			395	1,477	79	1	0

Justice of the Peace, Precinct 3

Vote For 1

	TOTAL	VOTE %		Election Day	Early Voting	Ballot By Mail	Provision al Ballots	Limited Ballots
REP Mike Missildine	1,079	58.20%	<div><div></div></div>	222	817	40	0	0
DEM Irvin Lynn Barrett	775	41.80%	<div><div></div></div>	154	588	32	1	0
Total Votes Cast	1,854	100.00%	<div><div></div></div>	376	1,405	72	1	0
Overvotes	0			0	0	0	0	0
Undervotes	98			19	72	7	0	0
Contest Totals	1,952			395	1,477	79	1	0

PCT 077

U. S. Representative, District 4

Vote For 1

	TOTAL	VOTE %		Election Day	Early Voting	Ballot By Mail	Provisional Ballots	Limited Ballots
REP Pat Fallon	788	42.99%	<div><div></div></div>	230	535	22	1	0
DEM Iro Omere	993	54.17%	<div><div></div></div>	245	709	38	1	0
LIB John Simmons	52	2.84%	<div><div></div></div>	23	29	0	0	0
Total Votes Cast	1,833	100.00%	<div><div></div></div>	498	1,273	60	2	0
Overvotes	0			0	0	0	0	0
Undervotes	31			6	22	3	0	0
Contest Totals	1,864			504	1,295	63	2	0

Governor

Vote For 1

	TOTAL	VOTE %		Election Day	Early Voting	Ballot By Mail	Provisional Ballots	Limited Ballots
REP Greg Abbott	787	42.31%	<div><div></div></div>	228	537	21	1	0
DEM Beto O'Rourke	1,055	56.72%	<div><div></div></div>	268	744	42	1	0
LIB Mark Tippetts	14	0.75%	<div><div></div></div>	7	7	0	0	0
GRN Delilah Barrios	3	0.16%	<div><div></div></div>	0	3	0	0	0
Write-In Totals	1	0.05%	<div><div></div></div>	0	1	0	0	0
Total Votes Cast	1,860	100.00%	<div><div></div></div>	503	1,292	63	2	0
Overvotes	0			0	0	0	0	0
Undervotes	4			1	3	0	0	0
Contest Totals	1,864			504	1,295	63	2	0

Lieutenant Governor

Vote For 1

	TOTAL	VOTE %		Election Day	Early Voting	Ballot By Mail	Provisional Ballots	Limited Ballots
REP Dan Patrick	740	40.24%	<div><div></div></div>	222	498	19	1	0
DEM Mike Collier	1,055	57.37%	<div><div></div></div>	262	749	44	0	0
LIB Shanna Steele	44	2.39%	<div><div></div></div>	14	30	0	0	0
Total Votes Cast	1,839	100.00%	<div><div></div></div>	498	1,277	63	1	0
Overvotes	0			0	0	0	0	0
Undervotes	25			6	18	0	1	0
Contest Totals	1,864			504	1,295	63	2	0

Attorney General

Vote For 1

	TOTAL	VOTE %		Election Day	Early Voting	Ballot By Mail	Provisional Ballots	Limited Ballots
REP Ken Paxton	734	40.02%	<div><div></div></div>	225	490	18	1	0
DEM Rochelle Mercedes Garza	1,038	56.60%	<div><div></div></div>	254	742	42	0	0
LIB Mark Ash	62	3.38%	<div><div></div></div>	19	41	2	0	0
Total Votes Cast	1,834	100.00%	<div><div></div></div>	498	1,273	62	1	0
Overvotes	0			0	0	0	0	0
Undervotes	30			6	22	1	1	0
Contest Totals	1,864			504	1,295	63	2	0

PCT 077

Comptroller of Public Accounts

Vote For 1

	TOTAL	VOTE %		Election Day	Early Voting	Ballot By Mail	Provisional Ballots	Limited Ballots
REP Glenn Hegar	811	44.44%	<div><div></div></div>	236	552	22	1	0
DEM Janet T. Dudding	967	52.99%	<div><div></div></div>	237	691	39	0	0
LIB V. Alonzo Echevarria-Garza	47	2.58%	<div><div></div></div>	22	25	0	0	0
Total Votes Cast	1,825	100.00%	<div><div></div></div>	495	1,268	61	1	0
Overvotes	0			0	0	0	0	0
Undervotes	39			9	27	2	1	0
Contest Totals	1,864			504	1,295	63	2	0

Commissioner of the General Land Office

Vote For 1

	TOTAL	VOTE %		Election Day	Early Voting	Ballot By Mail	Provisional Ballots	Limited Ballots
REP Dawn Buckingham	785	42.97%	<div><div></div></div>	232	532	20	1	0
DEM Jay Kleberg	1,009	55.23%	<div><div></div></div>	246	722	41	0	0
GRN Alfred Molison, Jr	31	1.70%	<div><div></div></div>	12	18	1	0	0
Write-In Totals	2	0.11%	<div><div></div></div>	1	1	0	0	0
Total Votes Cast	1,827	100.00%	<div><div></div></div>	491	1,273	62	1	0
Overvotes	0			0	0	0	0	0
Undervotes	37			13	22	1	1	0
Contest Totals	1,864			504	1,295	63	2	0

Commissioner of Agriculture

Vote For 1

	TOTAL	VOTE %		Election Day	Early Voting	Ballot By Mail	Provisional Ballots	Limited Ballots
REP Sid Miller	791	43.51%	<div><div></div></div>	233	537	20	1	0
DEM Susan Hays	1,027	56.49%	<div><div></div></div>	257	727	42	1	0
Total Votes Cast	1,818	100.00%	<div><div></div></div>	490	1,264	62	2	0
Overvotes	0			0	0	0	0	0
Undervotes	46			14	31	1	0	0
Contest Totals	1,864			504	1,295	63	2	0

Railroad Commissioner

Vote For 1

	TOTAL	VOTE %		Election Day	Early Voting	Ballot By Mail	Provisional Ballots	Limited Ballots
REP Wayne Christian	780	42.81%	<div><div></div></div>	227	531	21	1	0
DEM Luke Warford	976	53.57%	<div><div></div></div>	239	697	40	0	0
LIB Jaime Andres Diez	46	2.52%	<div><div></div></div>	21	25	0	0	0
GRN Hunter Wayne Crow	20	1.10%	<div><div></div></div>	5	14	1	0	0
Total Votes Cast	1,822	100.00%	<div><div></div></div>	492	1,267	62	1	0
Overvotes	0			0	0	0	0	0
Undervotes	42			12	28	1	1	0
Contest Totals	1,864			504	1,295	63	2	0

PCT 077

Justice, Supreme Court, Place 3

Vote For 1

	TOTAL	VOTE %		Election Day	Early Voting	Ballot By Mail	Provisional Ballots	Limited Ballots
REP Debra Lehrmann	805	44.21%	<div><div></div></div>	238	544	22	1	0
DEM Erin A. Nowell	979	53.76%	<div><div></div></div>	240	700	39	0	0
LIB Thomas Edward Oxford	37	2.03%	<div><div></div></div>	15	21	1	0	0
Total Votes Cast	1,821	100.00%	<div><div></div></div>	493	1,265	62	1	0
Overvotes	0			0	0	0	0	0
Undervotes	43			11	30	1	1	0
Contest Totals	1,864			504	1,295	63	2	0

Justice, Supreme Court, Place 5

Vote For 1

	TOTAL	VOTE %		Election Day	Early Voting	Ballot By Mail	Provisional Ballots	Limited Ballots
REP Rebeca Huddle	819	45.07%	<div><div></div></div>	242	552	24	1	0
DEM Amanda Reichel	998	54.93%	<div><div></div></div>	248	713	37	0	0
Total Votes Cast	1,817	100.00%	<div><div></div></div>	490	1,265	61	1	0
Overvotes	0			0	0	0	0	0
Undervotes	47			14	30	2	1	0
Contest Totals	1,864			504	1,295	63	2	0

Justice, Supreme Court, Place 9

Vote For 1

	TOTAL	VOTE %		Election Day	Early Voting	Ballot By Mail	Provisional Ballots	Limited Ballots
REP Evan Young	816	45.06%	<div><div></div></div>	240	551	24	1	0
DEM Julia Maldonado	995	54.94%	<div><div></div></div>	247	710	38	0	0
Total Votes Cast	1,811	100.00%	<div><div></div></div>	487	1,261	62	1	0
Overvotes	0			0	0	0	0	0
Undervotes	53			17	34	1	1	0
Contest Totals	1,864			504	1,295	63	2	0

Judge, Court of Criminal Appeals, Place 5

Vote For 1

	TOTAL	VOTE %		Election Day	Early Voting	Ballot By Mail	Provisional Ballots	Limited Ballots
REP Scott Walker	810	45.00%	<div><div></div></div>	240	548	21	1	0
DEM Dana Huffman	990	55.00%	<div><div></div></div>	246	705	39	0	0
Total Votes Cast	1,800	100.00%	<div><div></div></div>	486	1,253	60	1	0
Overvotes	0			0	0	0	0	0
Undervotes	64			18	42	3	1	0
Contest Totals	1,864			504	1,295	63	2	0

PCT 077

Judge, Court of Criminal Appeals, Place 6

Vote For 1

	TOTAL	VOTE %		Election Day	Early Voting	Ballot By Mail	Provisional Ballots	Limited Ballots
REP Jesse F. McClure, III	805	44.75%	<div><div></div></div>	237	546	21	1	0
DEM Robert Johnson	994	55.25%	<div><div></div></div>	247	707	40	0	0
Total Votes Cast	1,799	100.00%	<div><div></div></div>	484	1,253	61	1	0
Overvotes	0			0	0	0	0	0
Undervotes	65			20	42	2	1	0
Contest Totals	1,864			504	1,295	63	2	0

Member, State Board of Education, District 12 CCD

Vote For 1

	TOTAL	VOTE %		Election Day	Early Voting	Ballot By Mail	Provisional Ballots	Limited Ballots
REP Pam Little	789	43.66%	<div><div></div></div>	233	534	21	1	0
DEM Alex Cornwallis	972	53.79%	<div><div></div></div>	234	698	40	0	0
LIB Christy Mowrey	44	2.44%	<div><div></div></div>	17	27	0	0	0
Write-In Totals	2	0.11%	<div><div></div></div>	1	1	0	0	0
Total Votes Cast	1,807	100.00%	<div><div></div></div>	485	1,260	61	1	0
Overvotes	0			0	0	0	0	0
Undervotes	57			19	35	2	1	0
Contest Totals	1,864			504	1,295	63	2	0

State Senator, District 8

Vote For 1

	TOTAL	VOTE %		Election Day	Early Voting	Ballot By Mail	Provisional Ballots	Limited Ballots
REP Angela Paxton	750	41.37%	<div><div></div></div>	231	500	18	1	0
DEM Jonathan Cocks	1,015	55.98%	<div><div></div></div>	244	728	43	0	0
LIB Edward Kless	48	2.65%	<div><div></div></div>	12	34	2	0	0
Total Votes Cast	1,813	100.00%	<div><div></div></div>	487	1,262	63	1	0
Overvotes	0			0	0	0	0	0
Undervotes	51			17	33	0	1	0
Contest Totals	1,864			504	1,295	63	2	0

State Representative, District 67

Vote For 1

	TOTAL	VOTE %		Election Day	Early Voting	Ballot By Mail	Provisional Ballots	Limited Ballots
REP Jeff Leach	816	45.18%	<div><div></div></div>	237	556	22	1	0
DEM Kevin Morris	990	54.82%	<div><div></div></div>	245	706	39	0	0
Total Votes Cast	1,806	100.00%	<div><div></div></div>	482	1,262	61	1	0
Overvotes	0			0	0	0	0	0
Undervotes	58			22	33	2	1	0
Contest Totals	1,864			504	1,295	63	2	0

PCT 077

Justice, 5th Court of Appeals District, Place 4

Vote For 1

	TOTAL	VOTE %		Election Day	Early Voting	Ballot By Mail	Provisional Ballots	Limited Ballots
REP Emily A. Miskel	809	45.12%	<div><div></div></div>	236	550	22	1	0
DEM Maricela Moore	984	54.88%	<div><div></div></div>	245	700	39	0	0
Total Votes Cast	1,793	100.00%	<div><div></div></div>	481	1,250	61	1	0
Overvotes	0			0	0	0	0	0
Undervotes	71			23	45	2	1	0
Contest Totals	1,864			504	1,295	63	2	0

Justice, 5th Court of Appeals District, Place 7

Vote For 1

	TOTAL	VOTE %		Election Day	Early Voting	Ballot By Mail	Provisional Ballots	Limited Ballots
REP Kristina Williams	806	44.85%	<div><div></div></div>	238	545	22	1	0
DEM Nancy Kennedy	991	55.15%	<div><div></div></div>	244	709	38	0	0
Total Votes Cast	1,797	100.00%	<div><div></div></div>	482	1,254	60	1	0
Overvotes	0			0	0	0	0	0
Undervotes	67			22	41	3	1	0
Contest Totals	1,864			504	1,295	63	2	0

County Judge CCD

Vote For 1

	TOTAL	VOTE %		Election Day	Early Voting	Ballot By Mail	Provisional Ballots	Limited Ballots
REP Chris Hill	812	44.96%	<div><div></div></div>	241	550	20	1	0
DEM Joshua Murray	994	55.04%	<div><div></div></div>	245	707	42	0	0
Total Votes Cast	1,806	100.00%	<div><div></div></div>	486	1,257	62	1	0
Overvotes	0			0	0	0	0	0
Undervotes	58			18	38	1	1	0
Contest Totals	1,864			504	1,295	63	2	0

District Clerk CCD

Vote For 1

	TOTAL	VOTE %		Election Day	Early Voting	Ballot By Mail	Provisional Ballots	Limited Ballots
REP Mike Gould	813	45.22%	<div><div></div></div>	240	551	21	1	0
DEM David Brignac	985	54.78%	<div><div></div></div>	244	701	40	0	0
Total Votes Cast	1,798	100.00%	<div><div></div></div>	484	1,252	61	1	0
Overvotes	0			0	0	0	0	0
Undervotes	66			20	43	2	1	0
Contest Totals	1,864			504	1,295	63	2	0

PCT 077

County Commissioner, Precinct 4

Vote For 1

	TOTAL	VOTE %		Election Day	Early Voting	Ballot By Mail	Provision al Ballots	Limited Ballots
REP Duncan Webb	819	45.37%	<div><div></div></div>	236	561	21	1	0
DEM Jeffrey Williams	986	54.63%	<div><div></div></div>	251	695	40	0	0
Total Votes Cast	1,805	100.00%	<div><div></div></div>	487	1,256	61	1	0
Overvotes	0			0	0	0	0	0
Undervotes	59			17	39	2	1	0
Contest Totals	1,864			504	1,295	63	2	0

Justice of the Peace, Precinct 3

Vote For 1

	TOTAL	VOTE %		Election Day	Early Voting	Ballot By Mail	Provision al Ballots	Limited Ballots
REP Mike Missildine	800	44.42%	<div><div></div></div>	230	548	21	1	0
DEM Irvin Lynn Barrett	1,001	55.58%	<div><div></div></div>	255	706	40	0	0
Total Votes Cast	1,801	100.00%	<div><div></div></div>	485	1,254	61	1	0
Overvotes	0			0	0	0	0	0
Undervotes	63			19	41	2	1	0
Contest Totals	1,864			504	1,295	63	2	0

PCT 078

U. S. Representative, District 32

Vote For 1

	TOTAL	VOTE %		Election Day	Early Voting	Ballot By Mail	Provisional Ballots	Limited Ballots
REP Antonio Swad	877	39.77%	<div><div></div></div>	295	566	16	0	0
DEM Colin Allred	1,328	60.23%	<div><div></div></div>	430	854	41	3	0
Total Votes Cast	2,205	100.00%	<div><div></div></div>	725	1,420	57	3	0
Overvotes	0			0	0	0	0	0
Undervotes	41			20	21	0	0	0
Contest Totals	2,246			745	1,441	57	3	0

Governor

Vote For 1

	TOTAL	VOTE %		Election Day	Early Voting	Ballot By Mail	Provisional Ballots	Limited Ballots
REP Greg Abbott	886	39.54%	<div><div></div></div>	292	577	17	0	0
DEM Beto O'Rourke	1,330	59.35%	<div><div></div></div>	444	844	39	3	0
LIB Mark Tippetts	19	0.85%	<div><div></div></div>	5	14	0	0	0
GRN Delilah Barrios	5	0.22%	<div><div></div></div>	1	4	0	0	0
Write-In Totals	1	0.04%	<div><div></div></div>	1	0	0	0	0
Total Votes Cast	2,241	100.00%	<div><div></div></div>	743	1,439	56	3	0
Overvotes	0			0	0	0	0	0
Undervotes	5			2	2	1	0	0
Contest Totals	2,246			745	1,441	57	3	0

Lieutenant Governor

Vote For 1

	TOTAL	VOTE %		Election Day	Early Voting	Ballot By Mail	Provisional Ballots	Limited Ballots
REP Dan Patrick	849	38.30%	<div><div></div></div>	289	546	14	0	0
DEM Mike Collier	1,304	58.82%	<div><div></div></div>	414	844	43	3	0
LIB Shanna Steele	64	2.89%	<div><div></div></div>	28	36	0	0	0
Total Votes Cast	2,217	100.00%	<div><div></div></div>	731	1,426	57	3	0
Overvotes	0			0	0	0	0	0
Undervotes	29			14	15	0	0	0
Contest Totals	2,246			745	1,441	57	3	0

Attorney General

Vote For 1

	TOTAL	VOTE %		Election Day	Early Voting	Ballot By Mail	Provisional Ballots	Limited Ballots
REP Ken Paxton	834	37.75%	<div><div></div></div>	280	540	14	0	0
DEM Rochelle Mercedes Garza	1,302	58.94%	<div><div></div></div>	419	838	42	3	0
LIB Mark Ash	73	3.30%	<div><div></div></div>	27	45	1	0	0
Total Votes Cast	2,209	100.00%	<div><div></div></div>	726	1,423	57	3	0
Overvotes	0			0	0	0	0	0
Undervotes	37			19	18	0	0	0
Contest Totals	2,246			745	1,441	57	3	0

PCT 078

Comptroller of Public Accounts

Vote For 1

	TOTAL	VOTE %		Election Day	Early Voting	Ballot By Mail	Provisional Ballots	Limited Ballots
REP Glenn Hegar	933	42.62%	<div><div></div></div>	312	602	19	0	0
DEM Janet T. Dudding	1,203	54.96%	<div><div></div></div>	385	778	37	3	0
LIB V. Alonzo Echevarria-Garza	53	2.42%	<div><div></div></div>	21	32	0	0	0
Total Votes Cast	2,189	100.00%	<div><div></div></div>	718	1,412	56	3	0
Overvotes	0			0	0	0	0	0
Undervotes	57			27	29	1	0	0
Contest Totals	2,246			745	1,441	57	3	0

Commissioner of the General Land Office

Vote For 1

	TOTAL	VOTE %		Election Day	Early Voting	Ballot By Mail	Provisional Ballots	Limited Ballots
REP Dawn Buckingham	921	42.17%	<div><div></div></div>	308	595	18	0	0
DEM Jay Kleberg	1,232	56.41%	<div><div></div></div>	395	797	37	3	0
GRN Alfred Molison, Jr	30	1.37%	<div><div></div></div>	9	21	0	0	0
Write-In Totals	1	0.05%	<div><div></div></div>	0	1	0	0	0
Total Votes Cast	2,184	100.00%	<div><div></div></div>	712	1,414	55	3	0
Overvotes	0			0	0	0	0	0
Undervotes	62			33	27	2	0	0
Contest Totals	2,246			745	1,441	57	3	0

Commissioner of Agriculture

Vote For 1

	TOTAL	VOTE %		Election Day	Early Voting	Ballot By Mail	Provisional Ballots	Limited Ballots
REP Sid Miller	921	42.42%	<div><div></div></div>	320	586	15	0	0
DEM Susan Hays	1,250	57.58%	<div><div></div></div>	390	819	38	3	0
Total Votes Cast	2,171	100.00%	<div><div></div></div>	710	1,405	53	3	0
Overvotes	0			0	0	0	0	0
Undervotes	75			35	36	4	0	0
Contest Totals	2,246			745	1,441	57	3	0

Railroad Commissioner

Vote For 1

	TOTAL	VOTE %		Election Day	Early Voting	Ballot By Mail	Provisional Ballots	Limited Ballots
REP Wayne Christian	894	41.01%	<div><div></div></div>	298	580	16	0	0
DEM Luke Warford	1,186	54.40%	<div><div></div></div>	369	777	37	3	0
LIB Jaime Andres Diez	79	3.62%	<div><div></div></div>	35	44	0	0	0
GRN Hunter Wayne Crow	21	0.96%	<div><div></div></div>	7	14	0	0	0
Total Votes Cast	2,180	100.00%	<div><div></div></div>	709	1,415	53	3	0
Overvotes	0			0	0	0	0	0
Undervotes	66			36	26	4	0	0
Contest Totals	2,246			745	1,441	57	3	0

PCT 078

Justice, Supreme Court, Place 3

Vote For 1

	TOTAL	VOTE %		Election Day	Early Voting	Ballot By Mail	Provisional Ballots	Limited Ballots
REP Debra Lehrmann	908	41.44%	<div><div></div></div>	299	591	18	0	0
DEM Erin A. Nowell	1,230	56.14%	<div><div></div></div>	397	793	37	3	0
LIB Thomas Edward Oxford	53	2.42%	<div><div></div></div>	20	33	0	0	0
Total Votes Cast	2,191	100.00%	<div><div></div></div>	716	1,417	55	3	0
Overvotes	0			0	0	0	0	0
Undervotes	55			29	24	2	0	0
Contest Totals	2,246			745	1,441	57	3	0

Justice, Supreme Court, Place 5

Vote For 1

	TOTAL	VOTE %		Election Day	Early Voting	Ballot By Mail	Provisional Ballots	Limited Ballots
REP Rebeca Huddle	923	42.38%	<div><div></div></div>	308	598	17	0	0
DEM Amanda Reichel	1,255	57.62%	<div><div></div></div>	405	809	38	3	0
Total Votes Cast	2,178	100.00%	<div><div></div></div>	713	1,407	55	3	0
Overvotes	0			0	0	0	0	0
Undervotes	68			32	34	2	0	0
Contest Totals	2,246			745	1,441	57	3	0

Justice, Supreme Court, Place 9

Vote For 1

	TOTAL	VOTE %		Election Day	Early Voting	Ballot By Mail	Provisional Ballots	Limited Ballots
REP Evan Young	920	42.26%	<div><div></div></div>	308	594	18	0	0
DEM Julia Maldonado	1,257	57.74%	<div><div></div></div>	406	811	37	3	0
Total Votes Cast	2,177	100.00%	<div><div></div></div>	714	1,405	55	3	0
Overvotes	0			0	0	0	0	0
Undervotes	69			31	36	2	0	0
Contest Totals	2,246			745	1,441	57	3	0

Judge, Court of Criminal Appeals, Place 5

Vote For 1

	TOTAL	VOTE %		Election Day	Early Voting	Ballot By Mail	Provisional Ballots	Limited Ballots
REP Scott Walker	905	41.65%	<div><div></div></div>	306	583	16	0	0
DEM Dana Huffman	1,268	58.35%	<div><div></div></div>	406	820	39	3	0
Total Votes Cast	2,173	100.00%	<div><div></div></div>	712	1,403	55	3	0
Overvotes	0			0	0	0	0	0
Undervotes	73			33	38	2	0	0
Contest Totals	2,246			745	1,441	57	3	0

PCT 078

Judge, Court of Criminal Appeals, Place 6

Vote For 1

	TOTAL	VOTE %		Election Day	Early Voting	Ballot By Mail	Provisional Ballots	Limited Ballots
REP Jesse F. McClure, III	919	42.53%	<div><div></div></div>	313	589	17	0	0
DEM Robert Johnson	1,242	57.47%	<div><div></div></div>	397	806	36	3	0
Total Votes Cast	2,161	100.00%	<div><div></div></div>	710	1,395	53	3	0
Overvotes	0			0	0	0	0	0
Undervotes	85			35	46	4	0	0
Contest Totals	2,246			745	1,441	57	3	0

Member, State Board of Education, District 12 CCD

Vote For 1

	TOTAL	VOTE %		Election Day	Early Voting	Ballot By Mail	Provisional Ballots	Limited Ballots
REP Pam Little	883	40.71%	<div><div></div></div>	288	576	19	0	0
DEM Alex Cornwallis	1,197	55.19%	<div><div></div></div>	379	780	35	3	0
LIB Christy Mowrey	86	3.96%	<div><div></div></div>	41	45	0	0	0
Write-In Totals	3	0.14%	<div><div></div></div>	3	0	0	0	0
Total Votes Cast	2,169	100.00%	<div><div></div></div>	711	1,401	54	3	0
Overvotes	0			0	0	0	0	0
Undervotes	77			34	40	3	0	0
Contest Totals	2,246			745	1,441	57	3	0

State Senator, District 2

Vote For 1

	TOTAL	VOTE %		Election Day	Early Voting	Ballot By Mail	Provisional Ballots	Limited Ballots
REP Bob Hall	919	42.57%	<div><div></div></div>	311	591	17	0	0
DEM Prince S. Giadolor	1,240	57.43%	<div><div></div></div>	396	804	37	3	0
Total Votes Cast	2,159	100.00%	<div><div></div></div>	707	1,395	54	3	0
Overvotes	0			0	0	0	0	0
Undervotes	87			38	46	3	0	0
Contest Totals	2,246			745	1,441	57	3	0

State Representative, District 33

Vote For 1

	TOTAL	VOTE %		Election Day	Early Voting	Ballot By Mail	Provisional Ballots	Limited Ballots
REP Justin Holland	917	42.53%	<div><div></div></div>	313	586	18	0	0
DEM Graeson Lynskey	1,239	57.47%	<div><div></div></div>	396	804	36	3	0
Total Votes Cast	2,156	100.00%	<div><div></div></div>	709	1,390	54	3	0
Overvotes	0			0	0	0	0	0
Undervotes	90			36	51	3	0	0
Contest Totals	2,246			745	1,441	57	3	0

PCT 078

Justice, 5th Court of Appeals District, Place 4

Vote For 1

	TOTAL	VOTE %		Election Day	Early Voting	Ballot By Mail	Provisional Ballots	Limited Ballots
REP Emily A. Miskel	920	42.65%	<div><div></div></div>	308	598	14	0	0
DEM Maricela Moore	1,237	57.35%	<div><div></div></div>	398	800	36	3	0
Total Votes Cast	2,157	100.00%	<div><div></div></div>	706	1,398	50	3	0
Overvotes	0			0	0	0	0	0
Undervotes	89			39	43	7	0	0
Contest Totals	2,246			745	1,441	57	3	0

Justice, 5th Court of Appeals District, Place 7

Vote For 1

	TOTAL	VOTE %		Election Day	Early Voting	Ballot By Mail	Provisional Ballots	Limited Ballots
REP Kristina Williams	903	41.84%	<div><div></div></div>	306	583	14	0	0
DEM Nancy Kennedy	1,255	58.16%	<div><div></div></div>	399	817	36	3	0
Total Votes Cast	2,158	100.00%	<div><div></div></div>	705	1,400	50	3	0
Overvotes	0			0	0	0	0	0
Undervotes	88			40	41	7	0	0
Contest Totals	2,246			745	1,441	57	3	0

County Judge CCD

Vote For 1

	TOTAL	VOTE %		Election Day	Early Voting	Ballot By Mail	Provisional Ballots	Limited Ballots
REP Chris Hill	911	42.08%	<div><div></div></div>	311	582	18	0	0
DEM Joshua Murray	1,254	57.92%	<div><div></div></div>	400	817	34	3	0
Total Votes Cast	2,165	100.00%	<div><div></div></div>	711	1,399	52	3	0
Overvotes	0			0	0	0	0	0
Undervotes	81			34	42	5	0	0
Contest Totals	2,246			745	1,441	57	3	0

District Clerk CCD

Vote For 1

	TOTAL	VOTE %		Election Day	Early Voting	Ballot By Mail	Provisional Ballots	Limited Ballots
REP Mike Gould	910	42.33%	<div><div></div></div>	310	583	17	0	0
DEM David Brignac	1,240	57.67%	<div><div></div></div>	394	810	33	3	0
Total Votes Cast	2,150	100.00%	<div><div></div></div>	704	1,393	50	3	0
Overvotes	0			0	0	0	0	0
Undervotes	96			41	48	7	0	0
Contest Totals	2,246			745	1,441	57	3	0

PCT 078

Justice of the Peace, Precinct 3

Vote For 1

	TOTAL	VOTE %		Election Day	Early Voting	Ballot By Mail	Provision al Ballots	Limited Ballots
REP Mike Missildine	915	42.62%	<div><div></div></div>	312	587	16	0	0
DEM Irvin Lynn Barrett	1,232	57.38%	<div><div></div></div>	391	804	34	3	0
Total Votes Cast	2,147	100.00%	<div><div></div></div>	703	1,391	50	3	0
Overvotes	0			0	0	0	0	0
Undervotes	99			42	50	7	0	0
Contest Totals	2,246			745	1,441	57	3	0

PCT 079

U. S. Representative, District 4

Vote For 1

	TOTAL	VOTE %		Election Day	Early Voting	Ballot By Mail	Provisional Ballots	Limited Ballots
REP Pat Fallon	666	51.55%	<div><div></div></div>	184	464	18	0	0
DEM Iro Omere	596	46.13%	<div><div></div></div>	142	419	34	1	0
LIB John Simmons	30	2.32%	<div><div></div></div>	11	16	3	0	0
Total Votes Cast	1,292	100.00%	<div><div></div></div>	337	899	55	1	0
Overvotes	0			0	0	0	0	0
Undervotes	33			7	25	1	0	0
Contest Totals	1,325			344	924	56	1	0

Governor

Vote For 1

	TOTAL	VOTE %		Election Day	Early Voting	Ballot By Mail	Provisional Ballots	Limited Ballots
REP Greg Abbott	661	50.04%	<div><div></div></div>	179	463	19	0	0
DEM Beto O'Rourke	635	48.07%	<div><div></div></div>	155	444	35	1	0
LIB Mark Tippetts	19	1.44%	<div><div></div></div>	6	12	1	0	0
GRN Delilah Barrios	4	0.30%	<div><div></div></div>	1	3	0	0	0
Write-In Totals	3	0.23%	<div><div></div></div>	2	0	1	0	0
Total Votes Cast	1,321	100.00%	<div><div></div></div>	342	922	56	1	0
Overvotes	0			0	0	0	0	0
Undervotes	4			2	2	0	0	0
Contest Totals	1,325			344	924	56	1	0

Lieutenant Governor

Vote For 1

	TOTAL	VOTE %		Election Day	Early Voting	Ballot By Mail	Provisional Ballots	Limited Ballots
REP Dan Patrick	631	48.32%	<div><div></div></div>	173	439	19	0	0
DEM Mike Collier	643	49.23%	<div><div></div></div>	152	453	37	1	0
LIB Shanna Steele	32	2.45%	<div><div></div></div>	13	19	0	0	0
Total Votes Cast	1,306	100.00%	<div><div></div></div>	338	911	56	1	0
Overvotes	0			0	0	0	0	0
Undervotes	19			6	13	0	0	0
Contest Totals	1,325			344	924	56	1	0

Attorney General

Vote For 1

	TOTAL	VOTE %		Election Day	Early Voting	Ballot By Mail	Provisional Ballots	Limited Ballots
REP Ken Paxton	628	48.42%	<div><div></div></div>	169	443	16	0	0
DEM Rochelle Mercedes Garza	627	48.34%	<div><div></div></div>	147	440	39	1	0
LIB Mark Ash	42	3.24%	<div><div></div></div>	20	22	0	0	0
Total Votes Cast	1,297	100.00%	<div><div></div></div>	336	905	55	1	0
Overvotes	0			0	0	0	0	0
Undervotes	28			8	19	1	0	0
Contest Totals	1,325			344	924	56	1	0

PCT 079

Comptroller of Public Accounts

Vote For 1

	TOTAL	VOTE %		Election Day	Early Voting	Ballot By Mail	Provisional Ballots	Limited Ballots
REP Glenn Hegar	679	52.72%	<div><div></div></div>	183	477	19	0	0
DEM Janet T. Dudding	584	45.34%	<div><div></div></div>	139	408	36	1	0
LIB V. Alonzo Echevarria-Garza	25	1.94%	<div><div></div></div>	10	15	0	0	0
Total Votes Cast	1,288	100.00%	<div><div></div></div>	332	900	55	1	0
Overvotes	0			0	0	0	0	0
Undervotes	37			12	24	1	0	0
Contest Totals	1,325			344	924	56	1	0

Commissioner of the General Land Office

Vote For 1

	TOTAL	VOTE %		Election Day	Early Voting	Ballot By Mail	Provisional Ballots	Limited Ballots
REP Dawn Buckingham	673	52.17%	<div><div></div></div>	182	471	20	0	0
DEM Jay Kleberg	595	46.12%	<div><div></div></div>	144	415	35	1	0
GRN Alfred Molison, Jr	20	1.55%	<div><div></div></div>	6	13	1	0	0
Write-In Totals	3	0.23%	<div><div></div></div>	2	1	0	0	0
Total Votes Cast	1,290	100.00%	<div><div></div></div>	333	900	56	1	0
Overvotes	0			0	0	0	0	0
Undervotes	35			11	24	0	0	0
Contest Totals	1,325			344	924	56	1	0

Commissioner of Agriculture

Vote For 1

	TOTAL	VOTE %		Election Day	Early Voting	Ballot By Mail	Provisional Ballots	Limited Ballots
REP Sid Miller	677	52.81%	<div><div></div></div>	188	470	19	0	0
DEM Susan Hays	605	47.19%	<div><div></div></div>	139	428	37	1	0
Total Votes Cast	1,282	100.00%	<div><div></div></div>	327	898	56	1	0
Overvotes	0			0	0	0	0	0
Undervotes	43			17	26	0	0	0
Contest Totals	1,325			344	924	56	1	0

Railroad Commissioner

Vote For 1

	TOTAL	VOTE %		Election Day	Early Voting	Ballot By Mail	Provisional Ballots	Limited Ballots
REP Wayne Christian	656	50.89%	<div><div></div></div>	176	461	19	0	0
DEM Luke Warford	579	44.92%	<div><div></div></div>	137	407	34	1	0
LIB Jaime Andres Diez	32	2.48%	<div><div></div></div>	13	18	1	0	0
GRN Hunter Wayne Crow	22	1.71%	<div><div></div></div>	5	15	2	0	0
Total Votes Cast	1,289	100.00%	<div><div></div></div>	331	901	56	1	0
Overvotes	0			0	0	0	0	0
Undervotes	36			13	23	0	0	0
Contest Totals	1,325			344	924	56	1	0

PCT 079

Justice, Supreme Court, Place 3

Vote For 1

	TOTAL	VOTE %		Election Day	Early Voting	Ballot By Mail	Provisional Ballots	Limited Ballots
REP Debra Lehrmann	672	51.97%	<div><div></div></div>	174	478	20	0	0
DEM Erin A. Nowell	597	46.17%	<div><div></div></div>	143	417	36	1	0
LIB Thomas Edward Oxford	24	1.86%	<div><div></div></div>	14	10	0	0	0
Total Votes Cast	1,293	100.00%	<div><div></div></div>	331	905	56	1	0
Overvotes	0			0	0	0	0	0
Undervotes	32			13	19	0	0	0
Contest Totals	1,325			344	924	56	1	0

Justice, Supreme Court, Place 5

Vote For 1

	TOTAL	VOTE %		Election Day	Early Voting	Ballot By Mail	Provisional Ballots	Limited Ballots
REP Rebeca Huddle	684	53.19%	<div><div></div></div>	187	476	21	0	0
DEM Amanda Reichel	602	46.81%	<div><div></div></div>	141	425	35	1	0
Total Votes Cast	1,286	100.00%	<div><div></div></div>	328	901	56	1	0
Overvotes	0			0	0	0	0	0
Undervotes	39			16	23	0	0	0
Contest Totals	1,325			344	924	56	1	0

Justice, Supreme Court, Place 9

Vote For 1

	TOTAL	VOTE %		Election Day	Early Voting	Ballot By Mail	Provisional Ballots	Limited Ballots
REP Evan Young	675	52.57%	<div><div></div></div>	179	476	20	0	0
DEM Julia Maldonado	609	47.43%	<div><div></div></div>	149	423	36	1	0
Total Votes Cast	1,284	100.00%	<div><div></div></div>	328	899	56	1	0
Overvotes	0			0	0	0	0	0
Undervotes	41			16	25	0	0	0
Contest Totals	1,325			344	924	56	1	0

Judge, Court of Criminal Appeals, Place 5

Vote For 1

	TOTAL	VOTE %		Election Day	Early Voting	Ballot By Mail	Provisional Ballots	Limited Ballots
REP Scott Walker	675	52.69%	<div><div></div></div>	182	474	19	0	0
DEM Dana Huffman	606	47.31%	<div><div></div></div>	144	424	37	1	0
Total Votes Cast	1,281	100.00%	<div><div></div></div>	326	898	56	1	0
Overvotes	0			0	0	0	0	0
Undervotes	44			18	26	0	0	0
Contest Totals	1,325			344	924	56	1	0

PCT 079

Judge, Court of Criminal Appeals, Place 6

Vote For 1

	TOTAL	VOTE %		Election Day	Early Voting	Ballot By Mail	Provisional Ballots	Limited Ballots
REP Jesse F. McClure, III	676	52.98%	<div><div></div></div>	180	475	21	0	0
DEM Robert Johnson	600	47.02%	<div><div></div></div>	144	420	35	1	0
Total Votes Cast	1,276	100.00%	<div><div></div></div>	324	895	56	1	0
Overvotes	0			0	0	0	0	0
Undervotes	49			20	29	0	0	0
Contest Totals	1,325			344	924	56	1	0

Member, State Board of Education, District 12 CCD

Vote For 1

	TOTAL	VOTE %		Election Day	Early Voting	Ballot By Mail	Provisional Ballots	Limited Ballots
REP Pam Little	664	51.79%	<div><div></div></div>	175	470	19	0	0
DEM Alex Cornwallis	581	45.32%	<div><div></div></div>	138	407	35	1	0
LIB Christy Mowrey	35	2.73%	<div><div></div></div>	13	21	1	0	0
Write-In Totals	3	0.23%	<div><div></div></div>	2	1	0	0	0
Total Votes Cast	1,282	100.00%	<div><div></div></div>	327	899	55	1	0
Overvotes	0			0	0	0	0	0
Undervotes	43			17	25	1	0	0
Contest Totals	1,325			344	924	56	1	0

State Senator, District 2

Vote For 1

	TOTAL	VOTE %		Election Day	Early Voting	Ballot By Mail	Provisional Ballots	Limited Ballots
REP Bob Hall	679	53.21%	<div><div></div></div>	183	476	20	0	0
DEM Prince S. Giadolor	597	46.79%	<div><div></div></div>	145	415	36	1	0
Total Votes Cast	1,276	100.00%	<div><div></div></div>	328	891	56	1	0
Overvotes	0			0	0	0	0	0
Undervotes	49			16	33	0	0	0
Contest Totals	1,325			344	924	56	1	0

State Representative, District 70

Vote For 1

	TOTAL	VOTE %		Election Day	Early Voting	Ballot By Mail	Provisional Ballots	Limited Ballots
REP Jamee Jolly	682	52.75%	<div><div></div></div>	182	481	19	0	0
DEM Mihaela Elizabeth Plesa	611	47.25%	<div><div></div></div>	150	423	37	1	0
Total Votes Cast	1,293	100.00%	<div><div></div></div>	332	904	56	1	0
Overvotes	0			0	0	0	0	0
Undervotes	32			12	20	0	0	0
Contest Totals	1,325			344	924	56	1	0

PCT 079

Justice, 5th Court of Appeals District, Place 4

Vote For 1

	TOTAL	VOTE %		Election Day	Early Voting	Ballot By Mail	Provisional Ballots	Limited Ballots
REP Emily A. Miskel	674	52.95%	<div><div></div></div>	182	473	19	0	0
DEM Maricela Moore	599	47.05%	<div><div></div></div>	145	421	32	1	0
Total Votes Cast	1,273	100.00%	<div><div></div></div>	327	894	51	1	0
Overvotes	0			0	0	0	0	0
Undervotes	52			17	30	5	0	0
Contest Totals	1,325			344	924	56	1	0

Justice, 5th Court of Appeals District, Place 7

Vote For 1

	TOTAL	VOTE %		Election Day	Early Voting	Ballot By Mail	Provisional Ballots	Limited Ballots
REP Kristina Williams	670	52.71%	<div><div></div></div>	183	471	16	0	0
DEM Nancy Kennedy	601	47.29%	<div><div></div></div>	144	421	35	1	0
Total Votes Cast	1,271	100.00%	<div><div></div></div>	327	892	51	1	0
Overvotes	0			0	0	0	0	0
Undervotes	54			17	32	5	0	0
Contest Totals	1,325			344	924	56	1	0

County Judge CCD

Vote For 1

	TOTAL	VOTE %		Election Day	Early Voting	Ballot By Mail	Provisional Ballots	Limited Ballots
REP Chris Hill	686	53.64%	<div><div></div></div>	189	479	18	0	0
DEM Joshua Murray	593	46.36%	<div><div></div></div>	146	413	33	1	0
Total Votes Cast	1,279	100.00%	<div><div></div></div>	335	892	51	1	0
Overvotes	0			0	0	0	0	0
Undervotes	46			9	32	5	0	0
Contest Totals	1,325			344	924	56	1	0

District Clerk CCD

Vote For 1

	TOTAL	VOTE %		Election Day	Early Voting	Ballot By Mail	Provisional Ballots	Limited Ballots
REP Mike Gould	673	52.87%	<div><div></div></div>	186	469	18	0	0
DEM David Brignac	600	47.13%	<div><div></div></div>	145	421	33	1	0
Total Votes Cast	1,273	100.00%	<div><div></div></div>	331	890	51	1	0
Overvotes	0			0	0	0	0	0
Undervotes	52			13	34	5	0	0
Contest Totals	1,325			344	924	56	1	0

PCT 079

County Commissioner, Precinct 4

Vote For 1

	TOTAL	VOTE %		Election Day	Early Voting	Ballot By Mail	Provision al Ballots	Limited Ballots
REP Duncan Webb	677	53.43%	<div><div></div></div>	183	476	18	0	0
DEM Jeffrey Williams	590	46.57%	<div><div></div></div>	141	415	33	1	0
Total Votes Cast	1,267	100.00%	<div><div></div></div>	324	891	51	1	0
Overvotes	0			0	0	0	0	0
Undervotes	58			20	33	5	0	0
Contest Totals	1,325			344	924	56	1	0

Justice of the Peace, Precinct 3

Vote For 1

	TOTAL	VOTE %		Election Day	Early Voting	Ballot By Mail	Provision al Ballots	Limited Ballots
REP Mike Missildine	669	52.84%	<div><div></div></div>	177	472	20	0	0
DEM Irvin Lynn Barrett	597	47.16%	<div><div></div></div>	148	417	31	1	0
Total Votes Cast	1,266	100.00%	<div><div></div></div>	325	889	51	1	0
Overvotes	0			0	0	0	0	0
Undervotes	59			19	35	5	0	0
Contest Totals	1,325			344	924	56	1	0

PCT 080

U. S. Representative District 3

Vote For 1

	TOTAL	VOTE %		Election Day	Early Voting	Ballot By Mail	Provisional Ballots	Limited Ballots
REP Keith Self	935	51.43%	<div><div></div></div>	227	680	28	0	0
DEM Sandeep Srivastava	834	45.87%	<div><div></div></div>	217	581	35	1	0
LIB Christopher Claytor	49	2.70%	<div><div></div></div>	22	26	1	0	0
Total Votes Cast	1,818	100.00%	<div><div></div></div>	466	1,287	64	1	0
Overvotes	0			0	0	0	0	0
Undervotes	36			14	21	1	0	0
Contest Totals	1,854			480	1,308	65	1	0

Governor

Vote For 1

	TOTAL	VOTE %		Election Day	Early Voting	Ballot By Mail	Provisional Ballots	Limited Ballots
REP Greg Abbott	932	50.41%	<div><div></div></div>	223	680	29	0	0
DEM Beto O'Rourke	897	48.51%	<div><div></div></div>	245	616	35	1	0
LIB Mark Tippetts	15	0.81%	<div><div></div></div>	8	6	1	0	0
GRN Delilah Barrios	3	0.16%	<div><div></div></div>	1	2	0	0	0
Write-In Totals	2	0.11%	<div><div></div></div>	0	2	0	0	0
Total Votes Cast	1,849	100.00%	<div><div></div></div>	477	1,306	65	1	0
Overvotes	0			0	0	0	0	0
Undervotes	5			3	2	0	0	0
Contest Totals	1,854			480	1,308	65	1	0

Lieutenant Governor

Vote For 1

	TOTAL	VOTE %		Election Day	Early Voting	Ballot By Mail	Provisional Ballots	Limited Ballots
REP Dan Patrick	891	48.58%	<div><div></div></div>	213	651	27	0	0
DEM Mike Collier	890	48.53%	<div><div></div></div>	235	619	35	1	0
LIB Shanna Steele	53	2.89%	<div><div></div></div>	25	27	1	0	0
Total Votes Cast	1,834	100.00%	<div><div></div></div>	473	1,297	63	1	0
Overvotes	0			0	0	0	0	0
Undervotes	20			7	11	2	0	0
Contest Totals	1,854			480	1,308	65	1	0

Attorney General

Vote For 1

	TOTAL	VOTE %		Election Day	Early Voting	Ballot By Mail	Provisional Ballots	Limited Ballots
REP Ken Paxton	880	48.09%	<div><div></div></div>	213	643	24	0	0
DEM Rochelle Mercedes Garza	887	48.47%	<div><div></div></div>	235	615	36	1	0
LIB Mark Ash	63	3.44%	<div><div></div></div>	23	37	3	0	0
Total Votes Cast	1,830	100.00%	<div><div></div></div>	471	1,295	63	1	0
Overvotes	0			0	0	0	0	0
Undervotes	24			9	13	2	0	0
Contest Totals	1,854			480	1,308	65	1	0

PCT 080

Comptroller of Public Accounts

Vote For 1

	TOTAL	VOTE %		Election Day	Early Voting	Ballot By Mail	Provisional Ballots	Limited Ballots
REP Glenn Hegar	945	52.24%	<div><div></div></div>	228	687	30	0	0
DEM Janet T. Dudding	828	45.77%	<div><div></div></div>	216	579	32	1	0
LIB V. Alonzo Echevarria-Garza	36	1.99%	<div><div></div></div>	17	17	2	0	0
Total Votes Cast	1,809	100.00%	<div><div></div></div>	461	1,283	64	1	0
Overvotes	0			0	0	0	0	0
Undervotes	45			19	25	1	0	0
Contest Totals	1,854			480	1,308	65	1	0

Commissioner of the General Land Office

Vote For 1

	TOTAL	VOTE %		Election Day	Early Voting	Ballot By Mail	Provisional Ballots	Limited Ballots
REP Dawn Buckingham	945	52.18%	<div><div></div></div>	232	685	28	0	0
DEM Jay Kleberg	841	46.44%	<div><div></div></div>	219	585	36	1	0
GRN Alfred Molison, Jr	23	1.27%	<div><div></div></div>	10	13	0	0	0
Write-In Totals	2	0.11%	<div><div></div></div>	0	2	0	0	0
Total Votes Cast	1,811	100.00%	<div><div></div></div>	461	1,285	64	1	0
Overvotes	0			0	0	0	0	0
Undervotes	43			19	23	1	0	0
Contest Totals	1,854			480	1,308	65	1	0

Commissioner of Agriculture

Vote For 1

	TOTAL	VOTE %		Election Day	Early Voting	Ballot By Mail	Provisional Ballots	Limited Ballots
REP Sid Miller	942	52.07%	<div><div></div></div>	230	683	29	0	0
DEM Susan Hays	867	47.93%	<div><div></div></div>	229	602	35	1	0
Total Votes Cast	1,809	100.00%	<div><div></div></div>	459	1,285	64	1	0
Overvotes	0			0	0	0	0	0
Undervotes	45			21	23	1	0	0
Contest Totals	1,854			480	1,308	65	1	0

Railroad Commissioner

Vote For 1

	TOTAL	VOTE %		Election Day	Early Voting	Ballot By Mail	Provisional Ballots	Limited Ballots
REP Wayne Christian	923	50.88%	<div><div></div></div>	218	679	26	0	0
DEM Luke Warford	819	45.15%	<div><div></div></div>	212	569	37	1	0
LIB Jaime Andres Diez	49	2.70%	<div><div></div></div>	25	23	1	0	0
GRN Hunter Wayne Crow	23	1.27%	<div><div></div></div>	9	14	0	0	0
Total Votes Cast	1,814	100.00%	<div><div></div></div>	464	1,285	64	1	0
Overvotes	0			0	0	0	0	0
Undervotes	40			16	23	1	0	0
Contest Totals	1,854			480	1,308	65	1	0

PCT 080

Justice, Supreme Court, Place 3

Vote For 1

	TOTAL	VOTE %		Election Day	Early Voting	Ballot By Mail	Provisional Ballots	Limited Ballots
REP Debra Lehrmann	933	51.55%	<div><div></div></div>	227	677	29	0	0
DEM Erin A. Nowell	835	46.13%	<div><div></div></div>	218	581	35	1	0
LIB Thomas Edward Oxford	42	2.32%	<div><div></div></div>	19	22	1	0	0
Total Votes Cast	1,810	100.00%	<div><div></div></div>	464	1,280	65	1	0
Overvotes	0			0	0	0	0	0
Undervotes	44			16	28	0	0	0
Contest Totals	1,854			480	1,308	65	1	0

Justice, Supreme Court, Place 5

Vote For 1

	TOTAL	VOTE %		Election Day	Early Voting	Ballot By Mail	Provisional Ballots	Limited Ballots
REP Rebeca Huddle	959	52.98%	<div><div></div></div>	237	691	31	0	0
DEM Amanda Reichel	851	47.02%	<div><div></div></div>	227	589	34	1	0
Total Votes Cast	1,810	100.00%	<div><div></div></div>	464	1,280	65	1	0
Overvotes	0			0	0	0	0	0
Undervotes	44			16	28	0	0	0
Contest Totals	1,854			480	1,308	65	1	0

Justice, Supreme Court, Place 9

Vote For 1

	TOTAL	VOTE %		Election Day	Early Voting	Ballot By Mail	Provisional Ballots	Limited Ballots
REP Evan Young	940	52.11%	<div><div></div></div>	225	685	30	0	0
DEM Julia Maldonado	864	47.89%	<div><div></div></div>	236	592	35	1	0
Total Votes Cast	1,804	100.00%	<div><div></div></div>	461	1,277	65	1	0
Overvotes	0			0	0	0	0	0
Undervotes	50			19	31	0	0	0
Contest Totals	1,854			480	1,308	65	1	0

Judge, Court of Criminal Appeals, Place 5

Vote For 1

	TOTAL	VOTE %		Election Day	Early Voting	Ballot By Mail	Provisional Ballots	Limited Ballots
REP Scott Walker	938	52.02%	<div><div></div></div>	227	682	29	0	0
DEM Dana Huffman	865	47.98%	<div><div></div></div>	234	595	35	1	0
Total Votes Cast	1,803	100.00%	<div><div></div></div>	461	1,277	64	1	0
Overvotes	0			0	0	0	0	0
Undervotes	51			19	31	1	0	0
Contest Totals	1,854			480	1,308	65	1	0

PCT 080

Judge, Court of Criminal Appeals, Place 6

Vote For 1

	TOTAL	VOTE %		Election Day	Early Voting	Ballot By Mail	Provisional Ballots	Limited Ballots
REP Jesse F. McClure, III	948	52.81%	<div><div></div></div>	233	686	29	0	0
DEM Robert Johnson	847	47.19%	<div><div></div></div>	224	587	35	1	0
Total Votes Cast	1,795	100.00%	<div><div></div></div>	457	1,273	64	1	0
Overvotes	0			0	0	0	0	0
Undervotes	59			23	35	1	0	0
Contest Totals	1,854			480	1,308	65	1	0

Member, State Board of Education, District 12 CCD

Vote For 1

	TOTAL	VOTE %		Election Day	Early Voting	Ballot By Mail	Provisional Ballots	Limited Ballots
REP Pam Little	924	51.11%	<div><div></div></div>	226	667	31	0	0
DEM Alex Cornwallis	820	45.35%	<div><div></div></div>	216	571	32	1	0
LIB Christy Mowrey	64	3.54%	<div><div></div></div>	22	40	2	0	0
Write-In Totals	0	0.00%	<div><div></div></div>	0	0	0	0	0
Total Votes Cast	1,808	100.00%	<div><div></div></div>	464	1,278	65	1	0
Overvotes	0			0	0	0	0	0
Undervotes	46			16	30	0	0	0
Contest Totals	1,854			480	1,308	65	1	0

State Senator, District 8

Vote For 1

	TOTAL	VOTE %		Election Day	Early Voting	Ballot By Mail	Provisional Ballots	Limited Ballots
REP Angela Paxton	889	49.33%	<div><div></div></div>	217	648	24	0	0
DEM Jonathan Cocks	857	47.56%	<div><div></div></div>	222	599	35	1	0
LIB Edward Kless	56	3.11%	<div><div></div></div>	26	26	4	0	0
Total Votes Cast	1,802	100.00%	<div><div></div></div>	465	1,273	63	1	0
Overvotes	0			0	0	0	0	0
Undervotes	52			15	35	2	0	0
Contest Totals	1,854			480	1,308	65	1	0

Justice, 5th Court of Appeals District, Place 4

Vote For 1

	TOTAL	VOTE %		Election Day	Early Voting	Ballot By Mail	Provisional Ballots	Limited Ballots
REP Emily A. Miskel	941	52.63%	<div><div></div></div>	232	681	28	0	0
DEM Maricela Moore	847	47.37%	<div><div></div></div>	224	585	37	1	0
Total Votes Cast	1,788	100.00%	<div><div></div></div>	456	1,266	65	1	0
Overvotes	0			0	0	0	0	0
Undervotes	66			24	42	0	0	0
Contest Totals	1,854			480	1,308	65	1	0

PCT 080

Justice, 5th Court of Appeals District, Place 7

Vote For 1

	TOTAL	VOTE %		Election Day	Early Voting	Ballot By Mail	Provisional Ballots	Limited Ballots
REP Kristina Williams	937	52.23%	<div><div></div></div>	231	677	29	0	0
DEM Nancy Kennedy	857	47.77%	<div><div></div></div>	229	592	35	1	0
Total Votes Cast	1,794	100.00%	<div><div></div></div>	460	1,269	64	1	0
Overvotes	0			0	0	0	0	0
Undervotes	60			20	39	1	0	0
Contest Totals	1,854			480	1,308	65	1	0

County Judge CCD

Vote For 1

	TOTAL	VOTE %		Election Day	Early Voting	Ballot By Mail	Provisional Ballots	Limited Ballots
REP Chris Hill	932	51.75%	<div><div></div></div>	233	671	28	0	0
DEM Joshua Murray	869	48.25%	<div><div></div></div>	227	605	36	1	0
Total Votes Cast	1,801	100.00%	<div><div></div></div>	460	1,276	64	1	0
Overvotes	0			0	0	0	0	0
Undervotes	53			20	32	1	0	0
Contest Totals	1,854			480	1,308	65	1	0

District Clerk CCD

Vote For 1

	TOTAL	VOTE %		Election Day	Early Voting	Ballot By Mail	Provisional Ballots	Limited Ballots
REP Mike Gould	948	52.81%	<div><div></div></div>	233	686	29	0	0
DEM David Brignac	847	47.19%	<div><div></div></div>	226	585	35	1	0
Total Votes Cast	1,795	100.00%	<div><div></div></div>	459	1,271	64	1	0
Overvotes	0			0	0	0	0	0
Undervotes	59			21	37	1	0	0
Contest Totals	1,854			480	1,308	65	1	0

Justice of the Peace, Precinct 3

Vote For 1

	TOTAL	VOTE %		Election Day	Early Voting	Ballot By Mail	Provisional Ballots	Limited Ballots
REP Mike Missildine	938	52.40%	<div><div></div></div>	226	681	31	0	0
DEM Irvin Lynn Barrett	852	47.60%	<div><div></div></div>	231	587	33	1	0
Total Votes Cast	1,790	100.00%	<div><div></div></div>	457	1,268	64	1	0
Overvotes	0			0	0	0	0	0
Undervotes	64			23	40	1	0	0
Contest Totals	1,854			480	1,308	65	1	0

PCT 081

U. S. Representative District 3

Vote For 1

	TOTAL	VOTE %		Election Day	Early Voting	Ballot By Mail	Provisional Ballots	Limited Ballots
REP Keith Self	686	45.79%	<div><div></div></div>	156	513	17	0	0
DEM Sandeep Srivastava	778	51.94%	<div><div></div></div>	182	557	39	0	0
LIB Christopher Claytor	34	2.27%	<div><div></div></div>	12	22	0	0	0
Total Votes Cast	1,498	100.00%	<div><div></div></div>	350	1,092	56	0	0
Overvotes	0			0	0	0	0	0
Undervotes	37			10	26	1	0	0
Contest Totals	1,535			360	1,118	57	0	0

Governor

Vote For 1

	TOTAL	VOTE %		Election Day	Early Voting	Ballot By Mail	Provisional Ballots	Limited Ballots
REP Greg Abbott	684	44.68%	<div><div></div></div>	162	506	16	0	0
DEM Beto O'Rourke	821	53.63%	<div><div></div></div>	187	595	39	0	0
LIB Mark Tippetts	19	1.24%	<div><div></div></div>	8	10	1	0	0
GRN Delilah Barrios	5	0.33%	<div><div></div></div>	0	5	0	0	0
Write-In Totals	2	0.13%	<div><div></div></div>	2	0	0	0	0
Total Votes Cast	1,531	100.00%	<div><div></div></div>	359	1,116	56	0	0
Overvotes	0			0	0	0	0	0
Undervotes	4			1	2	1	0	0
Contest Totals	1,535			360	1,118	57	0	0

Lieutenant Governor

Vote For 1

	TOTAL	VOTE %		Election Day	Early Voting	Ballot By Mail	Provisional Ballots	Limited Ballots
REP Dan Patrick	639	42.29%	<div><div></div></div>	152	473	14	0	0
DEM Mike Collier	836	55.33%	<div><div></div></div>	188	605	43	0	0
LIB Shanna Steele	36	2.38%	<div><div></div></div>	15	21	0	0	0
Total Votes Cast	1,511	100.00%	<div><div></div></div>	355	1,099	57	0	0
Overvotes	0			0	0	0	0	0
Undervotes	24			5	19	0	0	0
Contest Totals	1,535			360	1,118	57	0	0

Attorney General

Vote For 1

	TOTAL	VOTE %		Election Day	Early Voting	Ballot By Mail	Provisional Ballots	Limited Ballots
REP Ken Paxton	627	41.77%	<div><div></div></div>	151	462	14	0	0
DEM Rochelle Mercedes Garza	819	54.56%	<div><div></div></div>	184	595	40	0	0
LIB Mark Ash	55	3.66%	<div><div></div></div>	15	38	2	0	0
Total Votes Cast	1,501	100.00%	<div><div></div></div>	350	1,095	56	0	0
Overvotes	0			0	0	0	0	0
Undervotes	34			10	23	1	0	0
Contest Totals	1,535			360	1,118	57	0	0

PCT 081

Comptroller of Public Accounts

Vote For 1

	TOTAL	VOTE %		Election Day	Early Voting	Ballot By Mail	Provisional Ballots	Limited Ballots
REP Glenn Hegar	708	47.48%	<div><div></div></div>	167	524	17	0	0
DEM Janet T. Dudding	747	50.10%	<div><div></div></div>	163	544	40	0	0
LIB V. Alonzo Echevarria-Garza	36	2.41%	<div><div></div></div>	14	22	0	0	0
Total Votes Cast	1,491	100.00%	<div><div></div></div>	344	1,090	57	0	0
Overvotes	0			0	0	0	0	0
Undervotes	44			16	28	0	0	0
Contest Totals	1,535			360	1,118	57	0	0

Commissioner of the General Land Office

Vote For 1

	TOTAL	VOTE %		Election Day	Early Voting	Ballot By Mail	Provisional Ballots	Limited Ballots
REP Dawn Buckingham	690	46.91%	<div><div></div></div>	169	505	16	0	0
DEM Jay Kleberg	755	51.33%	<div><div></div></div>	166	555	34	0	0
GRN Alfred Molison, Jr	26	1.77%	<div><div></div></div>	5	18	3	0	0
Write-In Totals	0	0.00%	<div><div></div></div>	0	0	0	0	0
Total Votes Cast	1,471	100.00%	<div><div></div></div>	340	1,078	53	0	0
Overvotes	0			0	0	0	0	0
Undervotes	64			20	40	4	0	0
Contest Totals	1,535			360	1,118	57	0	0

Commissioner of Agriculture

Vote For 1

	TOTAL	VOTE %		Election Day	Early Voting	Ballot By Mail	Provisional Ballots	Limited Ballots
REP Sid Miller	691	47.01%	<div><div></div></div>	169	507	15	0	0
DEM Susan Hays	779	52.99%	<div><div></div></div>	171	570	38	0	0
Total Votes Cast	1,470	100.00%	<div><div></div></div>	340	1,077	53	0	0
Overvotes	0			0	0	0	0	0
Undervotes	65			20	41	4	0	0
Contest Totals	1,535			360	1,118	57	0	0

Railroad Commissioner

Vote For 1

	TOTAL	VOTE %		Election Day	Early Voting	Ballot By Mail	Provisional Ballots	Limited Ballots
REP Wayne Christian	672	45.50%	<div><div></div></div>	159	496	17	0	0
DEM Luke Warford	736	49.83%	<div><div></div></div>	151	548	37	0	0
LIB Jaime Andres Diez	48	3.25%	<div><div></div></div>	19	29	0	0	0
GRN Hunter Wayne Crow	21	1.42%	<div><div></div></div>	9	11	1	0	0
Total Votes Cast	1,477	100.00%	<div><div></div></div>	338	1,084	55	0	0
Overvotes	0			0	0	0	0	0
Undervotes	58			22	34	2	0	0
Contest Totals	1,535			360	1,118	57	0	0

PCT 081

Justice, Supreme Court, Place 3

Vote For 1

	TOTAL	VOTE %		Election Day	Early Voting	Ballot By Mail	Provisional Ballots	Limited Ballots
REP Debra Lehrmann	684	46.47%	<div><div></div></div>	156	512	16	0	0
DEM Erin A. Nowell	755	51.29%	<div><div></div></div>	168	550	37	0	0
LIB Thomas Edward Oxford	33	2.24%	<div><div></div></div>	14	18	1	0	0
Total Votes Cast	1,472	100.00%	<div><div></div></div>	338	1,080	54	0	0
Overvotes	0			0	0	0	0	0
Undervotes	63			22	38	3	0	0
Contest Totals	1,535			360	1,118	57	0	0

Justice, Supreme Court, Place 5

Vote For 1

	TOTAL	VOTE %		Election Day	Early Voting	Ballot By Mail	Provisional Ballots	Limited Ballots
REP Rebeca Huddle	711	48.30%	<div><div></div></div>	165	529	17	0	0
DEM Amanda Reichel	761	51.70%	<div><div></div></div>	173	552	36	0	0
Total Votes Cast	1,472	100.00%	<div><div></div></div>	338	1,081	53	0	0
Overvotes	0			0	0	0	0	0
Undervotes	63			22	37	4	0	0
Contest Totals	1,535			360	1,118	57	0	0

Justice, Supreme Court, Place 9

Vote For 1

	TOTAL	VOTE %		Election Day	Early Voting	Ballot By Mail	Provisional Ballots	Limited Ballots
REP Evan Young	699	47.58%	<div><div></div></div>	164	519	16	0	0
DEM Julia Maldonado	770	52.42%	<div><div></div></div>	173	560	37	0	0
Total Votes Cast	1,469	100.00%	<div><div></div></div>	337	1,079	53	0	0
Overvotes	0			0	0	0	0	0
Undervotes	66			23	39	4	0	0
Contest Totals	1,535			360	1,118	57	0	0

Judge, Court of Criminal Appeals, Place 5

Vote For 1

	TOTAL	VOTE %		Election Day	Early Voting	Ballot By Mail	Provisional Ballots	Limited Ballots
REP Scott Walker	694	47.44%	<div><div></div></div>	165	513	16	0	0
DEM Dana Huffman	769	52.56%	<div><div></div></div>	170	562	37	0	0
Total Votes Cast	1,463	100.00%	<div><div></div></div>	335	1,075	53	0	0
Overvotes	0			0	0	0	0	0
Undervotes	72			25	43	4	0	0
Contest Totals	1,535			360	1,118	57	0	0

PCT 081

Judge, Court of Criminal Appeals, Place 6

Vote For 1

	TOTAL	VOTE %		Election Day	Early Voting	Ballot By Mail	Provisional Ballots	Limited Ballots
REP Jesse F. McClure, III	703	48.12%	<div><div></div></div>	168	520	15	0	0
DEM Robert Johnson	758	51.88%	<div><div></div></div>	166	555	37	0	0
Total Votes Cast	1,461	100.00%	<div><div></div></div>	334	1,075	52	0	0
Overvotes	0			0	0	0	0	0
Undervotes	74			26	43	5	0	0
Contest Totals	1,535			360	1,118	57	0	0

Member, State Board of Education, District 12 CCD

Vote For 1

	TOTAL	VOTE %		Election Day	Early Voting	Ballot By Mail	Provisional Ballots	Limited Ballots
REP Pam Little	672	45.65%	<div><div></div></div>	152	503	17	0	0
DEM Alex Cornwallis	745	50.61%	<div><div></div></div>	166	542	37	0	0
LIB Christy Mowrey	55	3.74%	<div><div></div></div>	21	34	0	0	0
Write-In Totals	0	0.00%	<div><div></div></div>	0	0	0	0	0
Total Votes Cast	1,472	100.00%	<div><div></div></div>	339	1,079	54	0	0
Overvotes	0			0	0	0	0	0
Undervotes	63			21	39	3	0	0
Contest Totals	1,535			360	1,118	57	0	0

State Senator, District 8

Vote For 1

	TOTAL	VOTE %		Election Day	Early Voting	Ballot By Mail	Provisional Ballots	Limited Ballots
REP Angela Paxton	631	42.87%	<div><div></div></div>	148	470	13	0	0
DEM Jonathan Cocks	787	53.46%	<div><div></div></div>	172	574	41	0	0
LIB Edward Kless	54	3.67%	<div><div></div></div>	19	35	0	0	0
Total Votes Cast	1,472	100.00%	<div><div></div></div>	339	1,079	54	0	0
Overvotes	0			0	0	0	0	0
Undervotes	63			21	39	3	0	0
Contest Totals	1,535			360	1,118	57	0	0

State Representative, District 66

Vote For 1

	TOTAL	VOTE %		Election Day	Early Voting	Ballot By Mail	Provisional Ballots	Limited Ballots
REP Matt Shaheen	721	48.68%	<div><div></div></div>	174	531	16	0	0
DEM Jesse Ringness	760	51.32%	<div><div></div></div>	167	554	39	0	0
Total Votes Cast	1,481	100.00%	<div><div></div></div>	341	1,085	55	0	0
Overvotes	0			0	0	0	0	0
Undervotes	54			19	33	2	0	0
Contest Totals	1,535			360	1,118	57	0	0

PCT 081

Justice, 5th Court of Appeals District, Place 4

Vote For 1

	TOTAL	VOTE %		Election Day	Early Voting	Ballot By Mail	Provisional Ballots	Limited Ballots
REP Emily A. Miskel	697	47.77%	<div><div></div></div>	171	510	16	0	0
DEM Maricela Moore	762	52.23%	<div><div></div></div>	165	560	37	0	0
Total Votes Cast	1,459	100.00%	<div><div></div></div>	336	1,070	53	0	0
Overvotes	0			0	0	0	0	0
Undervotes	76			24	48	4	0	0
Contest Totals	1,535			360	1,118	57	0	0

Justice, 5th Court of Appeals District, Place 7

Vote For 1

	TOTAL	VOTE %		Election Day	Early Voting	Ballot By Mail	Provisional Ballots	Limited Ballots
REP Kristina Williams	691	47.49%	<div><div></div></div>	166	508	17	0	0
DEM Nancy Kennedy	764	52.51%	<div><div></div></div>	166	562	36	0	0
Total Votes Cast	1,455	100.00%	<div><div></div></div>	332	1,070	53	0	0
Overvotes	0			0	0	0	0	0
Undervotes	80			28	48	4	0	0
Contest Totals	1,535			360	1,118	57	0	0

County Judge CCD

Vote For 1

	TOTAL	VOTE %		Election Day	Early Voting	Ballot By Mail	Provisional Ballots	Limited Ballots
REP Chris Hill	707	48.16%	<div><div></div></div>	167	524	16	0	0
DEM Joshua Murray	761	51.84%	<div><div></div></div>	165	560	36	0	0
Total Votes Cast	1,468	100.00%	<div><div></div></div>	332	1,084	52	0	0
Overvotes	0			0	0	0	0	0
Undervotes	67			28	34	5	0	0
Contest Totals	1,535			360	1,118	57	0	0

District Clerk CCD

Vote For 1

	TOTAL	VOTE %		Election Day	Early Voting	Ballot By Mail	Provisional Ballots	Limited Ballots
REP Mike Gould	707	48.59%	<div><div></div></div>	169	522	16	0	0
DEM David Brignac	748	51.41%	<div><div></div></div>	161	550	37	0	0
Total Votes Cast	1,455	100.00%	<div><div></div></div>	330	1,072	53	0	0
Overvotes	0			0	0	0	0	0
Undervotes	80			30	46	4	0	0
Contest Totals	1,535			360	1,118	57	0	0

PCT 081

County Commissioner, Precinct 4

Vote For 1

	TOTAL	VOTE %		Election Day	Early Voting	Ballot By Mail	Provision al Ballots	Limited Ballots
REP Duncan Webb	704	48.19%	<div><div></div></div>	168	517	19	0	0
DEM Jeffrey Williams	757	51.81%	<div><div></div></div>	167	557	33	0	0
Total Votes Cast	1,461	100.00%	<div><div></div></div>	335	1,074	52	0	0
Overvotes	0			0	0	0	0	0
Undervotes	74			25	44	5	0	0
Contest Totals	1,535			360	1,118	57	0	0

Justice of the Peace, Precinct 4

Vote For 1

	TOTAL	VOTE %		Election Day	Early Voting	Ballot By Mail	Provision al Ballots	Limited Ballots
REP Vincent Venegoni	693	47.83%	<div><div></div></div>	168	509	16	0	0
DEM Adam Kern	756	52.17%	<div><div></div></div>	164	556	36	0	0
Total Votes Cast	1,449	100.00%	<div><div></div></div>	332	1,065	52	0	0
Overvotes	0			0	0	0	0	0
Undervotes	86			28	53	5	0	0
Contest Totals	1,535			360	1,118	57	0	0

PCT 082

U. S. Representative District 3

Vote For 1

	TOTAL	VOTE %		Election Day	Early Voting	Ballot By Mail	Provision al Ballots	Limited Ballots
REP Keith Self	662	48.25%	<div><div></div></div>	180	445	36	1	0
DEM Sandeep Srivastava	666	48.54%	<div><div></div></div>	192	438	35	1	0
LIB Christopher Claytor	44	3.21%	<div><div></div></div>	14	27	3	0	0
Total Votes Cast	1,372	100.00%	<div><div></div></div>	386	910	74	2	0
Overvotes	1			0	0	1	0	0
Undervotes	17			4	10	3	0	0
Contest Totals	1,390			390	920	78	2	0

Governor

Vote For 1

	TOTAL	VOTE %		Election Day	Early Voting	Ballot By Mail	Provision al Ballots	Limited Ballots
REP Greg Abbott	659	47.48%	<div><div></div></div>	172	442	44	1	0
DEM Beto O'Rourke	712	51.30%	<div><div></div></div>	210	467	34	1	0
LIB Mark Tippetts	15	1.08%	<div><div></div></div>	6	9	0	0	0
GRN Delilah Barrios	2	0.14%	<div><div></div></div>	2	0	0	0	0
Write-In Totals	0	0.00%	<div><div></div></div>	0	0	0	0	0
Total Votes Cast	1,388	100.00%	<div><div></div></div>	390	918	78	2	0
Overvotes	0			0	0	0	0	0
Undervotes	2			0	2	0	0	0
Contest Totals	1,390			390	920	78	2	0

Lieutenant Governor

Vote For 1

	TOTAL	VOTE %		Election Day	Early Voting	Ballot By Mail	Provision al Ballots	Limited Ballots
REP Dan Patrick	634	46.18%	<div><div></div></div>	171	423	39	1	0
DEM Mike Collier	694	50.55%	<div><div></div></div>	196	459	38	1	0
LIB Shanna Steele	45	3.28%	<div><div></div></div>	19	26	0	0	0
Total Votes Cast	1,373	100.00%	<div><div></div></div>	386	908	77	2	0
Overvotes	0			0	0	0	0	0
Undervotes	17			4	12	1	0	0
Contest Totals	1,390			390	920	78	2	0

Attorney General

Vote For 1

	TOTAL	VOTE %		Election Day	Early Voting	Ballot By Mail	Provision al Ballots	Limited Ballots
REP Ken Paxton	636	46.36%	<div><div></div></div>	172	426	37	1	0
DEM Rochelle Mercedes Garza	689	50.22%	<div><div></div></div>	192	457	39	1	0
LIB Mark Ash	47	3.43%	<div><div></div></div>	20	27	0	0	0
Total Votes Cast	1,372	100.00%	<div><div></div></div>	384	910	76	2	0
Overvotes	0			0	0	0	0	0
Undervotes	18			6	10	2	0	0
Contest Totals	1,390			390	920	78	2	0

PCT 082

Comptroller of Public Accounts

Vote For 1

	TOTAL	VOTE %		Election Day	Early Voting	Ballot By Mail	Provisional Ballots	Limited Ballots
REP Glenn Hegar	675	49.27%	<div><div></div></div>	184	445	45	1	0
DEM Janet T. Dudding	659	48.10%	<div><div></div></div>	184	443	31	1	0
LIB V. Alonzo Echevarria-Garza	36	2.63%	<div><div></div></div>	16	20	0	0	0
Total Votes Cast	1,370	100.00%	<div><div></div></div>	384	908	76	2	0
Overvotes	0			0	0	0	0	0
Undervotes	20			6	12	2	0	0
Contest Totals	1,390			390	920	78	2	0

Commissioner of the General Land Office

Vote For 1

	TOTAL	VOTE %		Election Day	Early Voting	Ballot By Mail	Provisional Ballots	Limited Ballots
REP Dawn Buckingham	675	49.31%	<div><div></div></div>	185	449	40	1	0
DEM Jay Kleberg	676	49.38%	<div><div></div></div>	193	446	36	1	0
GRN Alfred Molison, Jr	16	1.17%	<div><div></div></div>	5	11	0	0	0
Write-In Totals	2	0.15%	<div><div></div></div>	0	2	0	0	0
Total Votes Cast	1,369	100.00%	<div><div></div></div>	383	908	76	2	0
Overvotes	0			0	0	0	0	0
Undervotes	21			7	12	2	0	0
Contest Totals	1,390			390	920	78	2	0

Commissioner of Agriculture

Vote For 1

	TOTAL	VOTE %		Election Day	Early Voting	Ballot By Mail	Provisional Ballots	Limited Ballots
REP Sid Miller	666	48.79%	<div><div></div></div>	182	443	40	1	0
DEM Susan Hays	699	51.21%	<div><div></div></div>	200	462	36	1	0
Total Votes Cast	1,365	100.00%	<div><div></div></div>	382	905	76	2	0
Overvotes	0			0	0	0	0	0
Undervotes	25			8	15	2	0	0
Contest Totals	1,390			390	920	78	2	0

Railroad Commissioner

Vote For 1

	TOTAL	VOTE %		Election Day	Early Voting	Ballot By Mail	Provisional Ballots	Limited Ballots
REP Wayne Christian	672	49.12%	<div><div></div></div>	183	446	42	1	0
DEM Luke Warford	651	47.59%	<div><div></div></div>	184	433	33	1	0
LIB Jaime Andres Diez	30	2.19%	<div><div></div></div>	12	18	0	0	0
GRN Hunter Wayne Crow	15	1.10%	<div><div></div></div>	5	9	1	0	0
Total Votes Cast	1,368	100.00%	<div><div></div></div>	384	906	76	2	0
Overvotes	0			0	0	0	0	0
Undervotes	22			6	14	2	0	0
Contest Totals	1,390			390	920	78	2	0

PCT 082

Justice, Supreme Court, Place 3

Vote For 1

	TOTAL	VOTE %		Election Day	Early Voting	Ballot By Mail	Provisional Ballots	Limited Ballots
REP Debra Lehrmann	661	48.53%	<div><div></div></div>	176	441	43	1	0
DEM Erin A. Nowell	666	48.90%	<div><div></div></div>	184	448	33	1	0
LIB Thomas Edward Oxford	35	2.57%	<div><div></div></div>	19	16	0	0	0
Total Votes Cast	1,362	100.00%	<div><div></div></div>	379	905	76	2	0
Overvotes	0			0	0	0	0	0
Undervotes	28			11	15	2	0	0
Contest Totals	1,390			390	920	78	2	0

Justice, Supreme Court, Place 5

Vote For 1

	TOTAL	VOTE %		Election Day	Early Voting	Ballot By Mail	Provisional Ballots	Limited Ballots
REP Rebeca Huddle	670	49.37%	<div><div></div></div>	184	444	41	1	0
DEM Amanda Reichel	687	50.63%	<div><div></div></div>	194	459	33	1	0
Total Votes Cast	1,357	100.00%	<div><div></div></div>	378	903	74	2	0
Overvotes	0			0	0	0	0	0
Undervotes	33			12	17	4	0	0
Contest Totals	1,390			390	920	78	2	0

Justice, Supreme Court, Place 9

Vote For 1

	TOTAL	VOTE %		Election Day	Early Voting	Ballot By Mail	Provisional Ballots	Limited Ballots
REP Evan Young	668	49.26%	<div><div></div></div>	176	448	43	1	0
DEM Julia Maldonado	688	50.74%	<div><div></div></div>	200	455	32	1	0
Total Votes Cast	1,356	100.00%	<div><div></div></div>	376	903	75	2	0
Overvotes	0			0	0	0	0	0
Undervotes	34			14	17	3	0	0
Contest Totals	1,390			390	920	78	2	0

Judge, Court of Criminal Appeals, Place 5

Vote For 1

	TOTAL	VOTE %		Election Day	Early Voting	Ballot By Mail	Provisional Ballots	Limited Ballots
REP Scott Walker	668	49.15%	<div><div></div></div>	181	443	43	1	0
DEM Dana Huffman	691	50.85%	<div><div></div></div>	196	461	33	1	0
Total Votes Cast	1,359	100.00%	<div><div></div></div>	377	904	76	2	0
Overvotes	0			0	0	0	0	0
Undervotes	31			13	16	2	0	0
Contest Totals	1,390			390	920	78	2	0

PCT 082

Judge, Court of Criminal Appeals, Place 6

Vote For 1

	TOTAL	VOTE %		Election Day	Early Voting	Ballot By Mail	Provisional Ballots	Limited Ballots
REP Jesse F. McClure, III	666	49.33%	<div><div></div></div>	181	441	43	1	0
DEM Robert Johnson	684	50.67%	<div><div></div></div>	196	455	32	1	0
Total Votes Cast	1,350	100.00%	<div><div></div></div>	377	896	75	2	0
Overvotes	0			0	0	0	0	0
Undervotes	40			13	24	3	0	0
Contest Totals	1,390			390	920	78	2	0

Member, State Board of Education, District 12 CCD

Vote For 1

	TOTAL	VOTE %		Election Day	Early Voting	Ballot By Mail	Provisional Ballots	Limited Ballots
REP Pam Little	648	47.82%	<div><div></div></div>	175	430	42	1	0
DEM Alex Cornwallis	657	48.49%	<div><div></div></div>	187	438	31	1	0
LIB Christy Mowrey	49	3.62%	<div><div></div></div>	16	33	0	0	0
Write-In Totals	1	0.07%	<div><div></div></div>	0	1	0	0	0
Total Votes Cast	1,355	100.00%	<div><div></div></div>	378	902	73	2	0
Overvotes	1			0	0	1	0	0
Undervotes	34			12	18	4	0	0
Contest Totals	1,390			390	920	78	2	0

State Senator, District 8

Vote For 1

	TOTAL	VOTE %		Election Day	Early Voting	Ballot By Mail	Provisional Ballots	Limited Ballots
REP Angela Paxton	630	46.32%	<div><div></div></div>	175	417	37	1	0
DEM Jonathan Cocks	682	50.15%	<div><div></div></div>	191	453	37	1	0
LIB Edward Kless	48	3.53%	<div><div></div></div>	16	32	0	0	0
Total Votes Cast	1,360	100.00%	<div><div></div></div>	382	902	74	2	0
Overvotes	0			0	0	0	0	0
Undervotes	30			8	18	4	0	0
Contest Totals	1,390			390	920	78	2	0

Justice, 5th Court of Appeals District, Place 4

Vote For 1

	TOTAL	VOTE %		Election Day	Early Voting	Ballot By Mail	Provisional Ballots	Limited Ballots
REP Emily A. Miskel	665	49.26%	<div><div></div></div>	183	437	44	1	0
DEM Maricela Moore	685	50.74%	<div><div></div></div>	193	459	32	1	0
Total Votes Cast	1,350	100.00%	<div><div></div></div>	376	896	76	2	0
Overvotes	0			0	0	0	0	0
Undervotes	40			14	24	2	0	0
Contest Totals	1,390			390	920	78	2	0

PCT 082

Justice, 5th Court of Appeals District, Place 7

Vote For 1

	TOTAL	VOTE %		Election Day	Early Voting	Ballot By Mail	Provisional Ballots	Limited Ballots
REP Kristina Williams	666	49.41%	<div><div></div></div>	181	441	43	1	0
DEM Nancy Kennedy	682	50.59%	<div><div></div></div>	196	454	31	1	0
Total Votes Cast	1,348	100.00%	<div><div></div></div>	377	895	74	2	0
Overvotes	0			0	0	0	0	0
Undervotes	42			13	25	4	0	0
Contest Totals	1,390			390	920	78	2	0

County Judge CCD

Vote For 1

	TOTAL	VOTE %		Election Day	Early Voting	Ballot By Mail	Provisional Ballots	Limited Ballots
REP Chris Hill	664	48.97%	<div><div></div></div>	182	440	41	1	0
DEM Joshua Murray	692	51.03%	<div><div></div></div>	196	462	33	1	0
Total Votes Cast	1,356	100.00%	<div><div></div></div>	378	902	74	2	0
Overvotes	0			0	0	0	0	0
Undervotes	34			12	18	4	0	0
Contest Totals	1,390			390	920	78	2	0

District Clerk CCD

Vote For 1

	TOTAL	VOTE %		Election Day	Early Voting	Ballot By Mail	Provisional Ballots	Limited Ballots
REP Mike Gould	665	49.15%	<div><div></div></div>	180	441	43	1	0
DEM David Brignac	688	50.85%	<div><div></div></div>	197	459	31	1	0
Total Votes Cast	1,353	100.00%	<div><div></div></div>	377	900	74	2	0
Overvotes	0			0	0	0	0	0
Undervotes	37			13	20	4	0	0
Contest Totals	1,390			390	920	78	2	0

Justice of the Peace, Precinct 3

Vote For 1

	TOTAL	VOTE %		Election Day	Early Voting	Ballot By Mail	Provisional Ballots	Limited Ballots
REP Mike Missildine	669	49.67%	<div><div></div></div>	183	442	43	1	0
DEM Irvin Lynn Barrett	678	50.33%	<div><div></div></div>	191	455	31	1	0
Total Votes Cast	1,347	100.00%	<div><div></div></div>	374	897	74	2	0
Overvotes	0			0	0	0	0	0
Undervotes	43			16	23	4	0	0
Contest Totals	1,390			390	920	78	2	0

PCT 083

U. S. Representative District 3

Vote For 1

	TOTAL	VOTE %		Election Day	Early Voting	Ballot By Mail	Provisional Ballots	Limited Ballots
REP Keith Self	1,349	66.85%	<div><div></div></div>	343	951	54	1	0
DEM Sandeep Srivastava	631	31.27%	<div><div></div></div>	159	441	31	0	0
LIB Christopher Claytor	38	1.88%	<div><div></div></div>	11	26	1	0	0
Total Votes Cast	2,018	100.00%	<div><div></div></div>	513	1,418	86	1	0
Overvotes	0			0	0	0	0	0
Undervotes	45			12	33	0	0	0
Contest Totals	2,063			525	1,451	86	1	0

Governor

Vote For 1

	TOTAL	VOTE %		Election Day	Early Voting	Ballot By Mail	Provisional Ballots	Limited Ballots
REP Greg Abbott	1,333	64.90%	<div><div></div></div>	332	951	49	1	0
DEM Beto O'Rourke	690	33.59%	<div><div></div></div>	180	476	34	0	0
LIB Mark Tippetts	25	1.22%	<div><div></div></div>	10	13	2	0	0
GRN Delilah Barrios	5	0.24%	<div><div></div></div>	1	4	0	0	0
Write-In Totals	1	0.05%	<div><div></div></div>	0	1	0	0	0
Total Votes Cast	2,054	100.00%	<div><div></div></div>	523	1,445	85	1	0
Overvotes	0			0	0	0	0	0
Undervotes	9			2	6	1	0	0
Contest Totals	2,063			525	1,451	86	1	0

Lieutenant Governor

Vote For 1

	TOTAL	VOTE %		Election Day	Early Voting	Ballot By Mail	Provisional Ballots	Limited Ballots
REP Dan Patrick	1,305	64.16%	<div><div></div></div>	330	931	44	0	0
DEM Mike Collier	693	34.07%	<div><div></div></div>	172	482	39	0	0
LIB Shanna Steele	36	1.77%	<div><div></div></div>	13	20	2	1	0
Total Votes Cast	2,034	100.00%	<div><div></div></div>	515	1,433	85	1	0
Overvotes	0			0	0	0	0	0
Undervotes	29			10	18	1	0	0
Contest Totals	2,063			525	1,451	86	1	0

Attorney General

Vote For 1

	TOTAL	VOTE %		Election Day	Early Voting	Ballot By Mail	Provisional Ballots	Limited Ballots
REP Ken Paxton	1,283	63.39%	<div><div></div></div>	325	911	47	0	0
DEM Rochelle Mercedes Garza	679	33.55%	<div><div></div></div>	175	469	35	0	0
LIB Mark Ash	62	3.06%	<div><div></div></div>	13	47	1	1	0
Total Votes Cast	2,024	100.00%	<div><div></div></div>	513	1,427	83	1	0
Overvotes	0			0	0	0	0	0
Undervotes	39			12	24	3	0	0
Contest Totals	2,063			525	1,451	86	1	0

PCT 083

Comptroller of Public Accounts

Vote For 1

	TOTAL	VOTE %		Election Day	Early Voting	Ballot By Mail	Provisional Ballots	Limited Ballots
REP Glenn Hegar	1,348	67.13%	<div><div></div></div>	337	959	51	1	0
DEM Janet T. Dudding	619	30.83%	<div><div></div></div>	147	438	34	0	0
LIB V. Alonzo Echevarria-Garza	41	2.04%	<div><div></div></div>	18	23	0	0	0
Total Votes Cast	2,008	100.00%	<div><div></div></div>	502	1,420	85	1	0
Overvotes	0			0	0	0	0	0
Undervotes	55			23	31	1	0	0
Contest Totals	2,063			525	1,451	86	1	0

Commissioner of the General Land Office

Vote For 1

	TOTAL	VOTE %		Election Day	Early Voting	Ballot By Mail	Provisional Ballots	Limited Ballots
REP Dawn Buckingham	1,344	67.37%	<div><div></div></div>	340	955	48	1	0
DEM Jay Kleberg	625	31.33%	<div><div></div></div>	152	438	35	0	0
GRN Alfred Molison, Jr	25	1.25%	<div><div></div></div>	7	18	0	0	0
Write-In Totals	1	0.05%	<div><div></div></div>	1	0	0	0	0
Total Votes Cast	1,995	100.00%	<div><div></div></div>	500	1,411	83	1	0
Overvotes	0			0	0	0	0	0
Undervotes	68			25	40	3	0	0
Contest Totals	2,063			525	1,451	86	1	0

Commissioner of Agriculture

Vote For 1

	TOTAL	VOTE %		Election Day	Early Voting	Ballot By Mail	Provisional Ballots	Limited Ballots
REP Sid Miller	1,336	67.07%	<div><div></div></div>	337	949	49	1	0
DEM Susan Hays	656	32.93%	<div><div></div></div>	161	460	35	0	0
Total Votes Cast	1,992	100.00%	<div><div></div></div>	498	1,409	84	1	0
Overvotes	0			0	0	0	0	0
Undervotes	71			27	42	2	0	0
Contest Totals	2,063			525	1,451	86	1	0

Railroad Commissioner

Vote For 1

	TOTAL	VOTE %		Election Day	Early Voting	Ballot By Mail	Provisional Ballots	Limited Ballots
REP Wayne Christian	1,321	66.25%	<div><div></div></div>	334	934	52	1	0
DEM Luke Warford	602	30.19%	<div><div></div></div>	141	429	32	0	0
LIB Jaime Andres Diez	49	2.46%	<div><div></div></div>	16	32	1	0	0
GRN Hunter Wayne Crow	22	1.10%	<div><div></div></div>	6	16	0	0	0
Total Votes Cast	1,994	100.00%	<div><div></div></div>	497	1,411	85	1	0
Overvotes	0			0	0	0	0	0
Undervotes	69			28	40	1	0	0
Contest Totals	2,063			525	1,451	86	1	0

PCT 083

Justice, Supreme Court, Place 3

Vote For 1

	TOTAL	VOTE %		Election Day	Early Voting	Ballot By Mail	Provisional Ballots	Limited Ballots
REP Debra Lehrmann	1,357	67.48%	<div><div></div></div>	342	964	50	1	0
DEM Erin A. Nowell	621	30.88%	<div><div></div></div>	150	437	34	0	0
LIB Thomas Edward Oxford	33	1.64%	<div><div></div></div>	13	18	2	0	0
Total Votes Cast	2,011	100.00%	<div><div></div></div>	505	1,419	86	1	0
Overvotes	0			0	0	0	0	0
Undervotes	52			20	32	0	0	0
Contest Totals	2,063			525	1,451	86	1	0

Justice, Supreme Court, Place 5

Vote For 1

	TOTAL	VOTE %		Election Day	Early Voting	Ballot By Mail	Provisional Ballots	Limited Ballots
REP Rebeca Huddle	1,356	67.73%	<div><div></div></div>	343	960	52	1	0
DEM Amanda Reichel	646	32.27%	<div><div></div></div>	163	450	33	0	0
Total Votes Cast	2,002	100.00%	<div><div></div></div>	506	1,410	85	1	0
Overvotes	0			0	0	0	0	0
Undervotes	61			19	41	1	0	0
Contest Totals	2,063			525	1,451	86	1	0

Justice, Supreme Court, Place 9

Vote For 1

	TOTAL	VOTE %		Election Day	Early Voting	Ballot By Mail	Provisional Ballots	Limited Ballots
REP Evan Young	1,338	67.03%	<div><div></div></div>	333	955	49	1	0
DEM Julia Maldonado	658	32.97%	<div><div></div></div>	171	452	35	0	0
Total Votes Cast	1,996	100.00%	<div><div></div></div>	504	1,407	84	1	0
Overvotes	0			0	0	0	0	0
Undervotes	67			21	44	2	0	0
Contest Totals	2,063			525	1,451	86	1	0

Judge, Court of Criminal Appeals, Place 5

Vote For 1

	TOTAL	VOTE %		Election Day	Early Voting	Ballot By Mail	Provisional Ballots	Limited Ballots
REP Scott Walker	1,340	67.24%	<div><div></div></div>	340	949	50	1	0
DEM Dana Huffman	653	32.76%	<div><div></div></div>	161	458	34	0	0
Total Votes Cast	1,993	100.00%	<div><div></div></div>	501	1,407	84	1	0
Overvotes	0			0	0	0	0	0
Undervotes	70			24	44	2	0	0
Contest Totals	2,063			525	1,451	86	1	0

PCT 083

Judge, Court of Criminal Appeals, Place 6

Vote For 1

	TOTAL	VOTE %		Election Day	Early Voting	Ballot By Mail	Provisional Ballots	Limited Ballots
REP Jesse F. McClure, III	1,344	67.71%	<div><div></div></div>	337	956	50	1	0
DEM Robert Johnson	641	32.29%	<div><div></div></div>	162	445	34	0	0
Total Votes Cast	1,985	100.00%	<div><div></div></div>	499	1,401	84	1	0
Overvotes	0			0	0	0	0	0
Undervotes	78			26	50	2	0	0
Contest Totals	2,063			525	1,451	86	1	0

Member, State Board of Education, District 12 CCD

Vote For 1

	TOTAL	VOTE %		Election Day	Early Voting	Ballot By Mail	Provisional Ballots	Limited Ballots
REP Pam Little	1,324	66.47%	<div><div></div></div>	330	943	50	1	0
DEM Alex Cornwallis	611	30.67%	<div><div></div></div>	148	433	30	0	0
LIB Christy Mowrey	56	2.81%	<div><div></div></div>	22	31	3	0	0
Write-In Totals	1	0.05%	<div><div></div></div>	1	0	0	0	0
Total Votes Cast	1,992	100.00%	<div><div></div></div>	501	1,407	83	1	0
Overvotes	0			0	0	0	0	0
Undervotes	71			24	44	3	0	0
Contest Totals	2,063			525	1,451	86	1	0

State Senator, District 8

Vote For 1

	TOTAL	VOTE %		Election Day	Early Voting	Ballot By Mail	Provisional Ballots	Limited Ballots
REP Angela Paxton	1,306	65.37%	<div><div></div></div>	328	927	50	1	0
DEM Jonathan Cocks	636	31.83%	<div><div></div></div>	160	443	33	0	0
LIB Edward Kless	56	2.80%	<div><div></div></div>	16	38	2	0	0
Total Votes Cast	1,998	100.00%	<div><div></div></div>	504	1,408	85	1	0
Overvotes	0			0	0	0	0	0
Undervotes	65			21	43	1	0	0
Contest Totals	2,063			525	1,451	86	1	0

Justice, 5th Court of Appeals District, Place 4

Vote For 1

	TOTAL	VOTE %		Election Day	Early Voting	Ballot By Mail	Provisional Ballots	Limited Ballots
REP Emily A. Miskel	1,344	67.91%	<div><div></div></div>	339	953	51	1	0
DEM Maricela Moore	635	32.09%	<div><div></div></div>	159	443	33	0	0
Total Votes Cast	1,979	100.00%	<div><div></div></div>	498	1,396	84	1	0
Overvotes	0			0	0	0	0	0
Undervotes	84			27	55	2	0	0
Contest Totals	2,063			525	1,451	86	1	0

PCT 083

Justice, 5th Court of Appeals District, Place 7

Vote For 1

	TOTAL	VOTE %		Election Day	Early Voting	Ballot By Mail	Provisional Ballots	Limited Ballots
REP Kristina Williams	1,332	67.41%	<div><div></div></div>	337	945	50	0	0
DEM Nancy Kennedy	644	32.59%	<div><div></div></div>	159	450	35	0	0
Total Votes Cast	1,976	100.00%	<div><div></div></div>	496	1,395	85	0	0
Overvotes	0			0	0	0	0	0
Undervotes	87			29	56	1	1	0
Contest Totals	2,063			525	1,451	86	1	0

County Judge CCD

Vote For 1

	TOTAL	VOTE %		Election Day	Early Voting	Ballot By Mail	Provisional Ballots	Limited Ballots
REP Chris Hill	1,353	68.09%	<div><div></div></div>	346	956	50	1	0
DEM Joshua Murray	634	31.91%	<div><div></div></div>	154	445	35	0	0
Total Votes Cast	1,987	100.00%	<div><div></div></div>	500	1,401	85	1	0
Overvotes	0			0	0	0	0	0
Undervotes	76			25	50	1	0	0
Contest Totals	2,063			525	1,451	86	1	0

District Clerk CCD

Vote For 1

	TOTAL	VOTE %		Election Day	Early Voting	Ballot By Mail	Provisional Ballots	Limited Ballots
REP Mike Gould	1,345	67.93%	<div><div></div></div>	342	953	49	1	0
DEM David Brignac	635	32.07%	<div><div></div></div>	155	445	35	0	0
Total Votes Cast	1,980	100.00%	<div><div></div></div>	497	1,398	84	1	0
Overvotes	0			0	0	0	0	0
Undervotes	83			28	53	2	0	0
Contest Totals	2,063			525	1,451	86	1	0

Justice of the Peace, Precinct 2

Vote For 1

	TOTAL	VOTE %		Election Day	Early Voting	Ballot By Mail	Provisional Ballots	Limited Ballots
REP Ellen Skinner	1,339	67.66%	<div><div></div></div>	343	944	51	1	0
DEM Jennifer McKenzie	640	32.34%	<div><div></div></div>	158	448	34	0	0
Total Votes Cast	1,979	100.00%	<div><div></div></div>	501	1,392	85	1	0
Overvotes	0			0	0	0	0	0
Undervotes	84			24	59	1	0	0
Contest Totals	2,063			525	1,451	86	1	0

PCT 084

U. S. Representative, District 4

Vote For 1

	TOTAL	VOTE %		Election Day	Early Voting	Ballot By Mail	Provisional Ballots	Limited Ballots
REP Pat Fallon	703	54.75%	<div><div></div></div>	190	494	19	0	0
DEM Iro Omere	566	44.08%	<div><div></div></div>	115	416	34	1	0
LIB John Simmons	15	1.17%	<div><div></div></div>	8	7	0	0	0
Total Votes Cast	1,284	100.00%	<div><div></div></div>	313	917	53	1	0
Overvotes	0			0	0	0	0	0
Undervotes	33			8	21	4	0	0
Contest Totals	1,317			321	938	57	1	0

Governor

Vote For 1

	TOTAL	VOTE %		Election Day	Early Voting	Ballot By Mail	Provisional Ballots	Limited Ballots
REP Greg Abbott	689	52.44%	<div><div></div></div>	189	481	19	0	0
DEM Beto O'Rourke	618	47.03%	<div><div></div></div>	131	448	38	1	0
LIB Mark Tippetts	5	0.38%	<div><div></div></div>	1	4	0	0	0
GRN Delilah Barrios	2	0.15%	<div><div></div></div>	0	2	0	0	0
Write-In Totals	0	0.00%	<div><div></div></div>	0	0	0	0	0
Total Votes Cast	1,314	100.00%	<div><div></div></div>	321	935	57	1	0
Overvotes	0			0	0	0	0	0
Undervotes	3			0	3	0	0	0
Contest Totals	1,317			321	938	57	1	0

Lieutenant Governor

Vote For 1

	TOTAL	VOTE %		Election Day	Early Voting	Ballot By Mail	Provisional Ballots	Limited Ballots
REP Dan Patrick	661	50.81%	<div><div></div></div>	182	460	19	0	0
DEM Mike Collier	618	47.50%	<div><div></div></div>	123	457	37	1	0
LIB Shanna Steele	22	1.69%	<div><div></div></div>	11	11	0	0	0
Total Votes Cast	1,301	100.00%	<div><div></div></div>	316	928	56	1	0
Overvotes	0			0	0	0	0	0
Undervotes	16			5	10	1	0	0
Contest Totals	1,317			321	938	57	1	0

Attorney General

Vote For 1

	TOTAL	VOTE %		Election Day	Early Voting	Ballot By Mail	Provisional Ballots	Limited Ballots
REP Ken Paxton	642	49.77%	<div><div></div></div>	176	447	19	0	0
DEM Rochelle Mercedes Garza	615	47.67%	<div><div></div></div>	125	452	37	1	0
LIB Mark Ash	33	2.56%	<div><div></div></div>	10	23	0	0	0
Total Votes Cast	1,290	100.00%	<div><div></div></div>	311	922	56	1	0
Overvotes	0			0	0	0	0	0
Undervotes	27			10	16	1	0	0
Contest Totals	1,317			321	938	57	1	0

PCT 084

Comptroller of Public Accounts

Vote For 1

	TOTAL	VOTE %		Election Day	Early Voting	Ballot By Mail	Provisional Ballots	Limited Ballots
REP Glenn Hegar	739	57.33%	<div><div></div></div>	192	528	19	0	0
DEM Janet T. Dudding	536	41.58%	<div><div></div></div>	114	384	37	1	0
LIB V. Alonzo Echevarria-Garza	14	1.09%	<div><div></div></div>	6	8	0	0	0
Total Votes Cast	1,289	100.00%	<div><div></div></div>	312	920	56	1	0
Overvotes	0			0	0	0	0	0
Undervotes	28			9	18	1	0	0
Contest Totals	1,317			321	938	57	1	0

Commissioner of the General Land Office

Vote For 1

	TOTAL	VOTE %		Election Day	Early Voting	Ballot By Mail	Provisional Ballots	Limited Ballots
REP Dawn Buckingham	694	54.52%	<div><div></div></div>	194	481	19	0	0
DEM Jay Kleberg	574	45.09%	<div><div></div></div>	115	423	35	1	0
GRN Alfred Molison, Jr	5	0.39%	<div><div></div></div>	3	2	0	0	0
Write-In Totals	0	0.00%	<div><div></div></div>	0	0	0	0	0
Total Votes Cast	1,273	100.00%	<div><div></div></div>	312	906	54	1	0
Overvotes	0			0	0	0	0	0
Undervotes	44			9	32	3	0	0
Contest Totals	1,317			321	938	57	1	0

Commissioner of Agriculture

Vote For 1

	TOTAL	VOTE %		Election Day	Early Voting	Ballot By Mail	Provisional Ballots	Limited Ballots
REP Sid Miller	697	54.75%	<div><div></div></div>	191	487	19	0	0
DEM Susan Hays	576	45.25%	<div><div></div></div>	119	421	35	1	0
Total Votes Cast	1,273	100.00%	<div><div></div></div>	310	908	54	1	0
Overvotes	0			0	0	0	0	0
Undervotes	44			11	30	3	0	0
Contest Totals	1,317			321	938	57	1	0

Railroad Commissioner

Vote For 1

	TOTAL	VOTE %		Election Day	Early Voting	Ballot By Mail	Provisional Ballots	Limited Ballots
REP Wayne Christian	687	53.84%	<div><div></div></div>	189	480	18	0	0
DEM Luke Warford	559	43.81%	<div><div></div></div>	107	416	35	1	0
LIB Jaime Andres Diez	19	1.49%	<div><div></div></div>	12	7	0	0	0
GRN Hunter Wayne Crow	11	0.86%	<div><div></div></div>	4	7	0	0	0
Total Votes Cast	1,276	100.00%	<div><div></div></div>	312	910	53	1	0
Overvotes	0			0	0	0	0	0
Undervotes	41			9	28	4	0	0
Contest Totals	1,317			321	938	57	1	0

PCT 084

Justice, Supreme Court, Place 3

Vote For 1

	TOTAL	VOTE %		Election Day	Early Voting	Ballot By Mail	Provisional Ballots	Limited Ballots
REP Debra Lehrmann	719	56.35%	<div><div></div></div>	191	510	18	0	0
DEM Erin A. Nowell	541	42.40%	<div><div></div></div>	115	391	34	1	0
LIB Thomas Edward Oxford	16	1.25%	<div><div></div></div>	7	8	1	0	0
Total Votes Cast	1,276	100.00%	<div><div></div></div>	313	909	53	1	0
Overvotes	0			0	0	0	0	0
Undervotes	41			8	29	4	0	0
Contest Totals	1,317			321	938	57	1	0

Justice, Supreme Court, Place 5

Vote For 1

	TOTAL	VOTE %		Election Day	Early Voting	Ballot By Mail	Provisional Ballots	Limited Ballots
REP Rebeca Huddle	722	56.67%	<div><div></div></div>	192	512	18	0	0
DEM Amanda Reichel	552	43.33%	<div><div></div></div>	120	396	35	1	0
Total Votes Cast	1,274	100.00%	<div><div></div></div>	312	908	53	1	0
Overvotes	0			0	0	0	0	0
Undervotes	43			9	30	4	0	0
Contest Totals	1,317			321	938	57	1	0

Justice, Supreme Court, Place 9

Vote For 1

	TOTAL	VOTE %		Election Day	Early Voting	Ballot By Mail	Provisional Ballots	Limited Ballots
REP Evan Young	714	56.22%	<div><div></div></div>	191	505	18	0	0
DEM Julia Maldonado	556	43.78%	<div><div></div></div>	120	401	34	1	0
Total Votes Cast	1,270	100.00%	<div><div></div></div>	311	906	52	1	0
Overvotes	0			0	0	0	0	0
Undervotes	47			10	32	5	0	0
Contest Totals	1,317			321	938	57	1	0

Judge, Court of Criminal Appeals, Place 5

Vote For 1

	TOTAL	VOTE %		Election Day	Early Voting	Ballot By Mail	Provisional Ballots	Limited Ballots
REP Scott Walker	696	55.11%	<div><div></div></div>	189	488	19	0	0
DEM Dana Huffman	567	44.89%	<div><div></div></div>	122	410	34	1	0
Total Votes Cast	1,263	100.00%	<div><div></div></div>	311	898	53	1	0
Overvotes	0			0	0	0	0	0
Undervotes	54			10	40	4	0	0
Contest Totals	1,317			321	938	57	1	0

PCT 084

Judge, Court of Criminal Appeals, Place 6

Vote For 1

	TOTAL	VOTE %		Election Day	Early Voting	Ballot By Mail	Provisional Ballots	Limited Ballots
REP Jesse F. McClure, III	711	56.43%	<div><div></div></div>	191	501	19	0	0
DEM Robert Johnson	549	43.57%	<div><div></div></div>	119	396	33	1	0
Total Votes Cast	1,260	100.00%	<div><div></div></div>	310	897	52	1	0
Overvotes	0			0	0	0	0	0
Undervotes	57			11	41	5	0	0
Contest Totals	1,317			321	938	57	1	0

Member, State Board of Education, District 12 CCD

Vote For 1

	TOTAL	VOTE %		Election Day	Early Voting	Ballot By Mail	Provisional Ballots	Limited Ballots
REP Pam Little	693	54.57%	<div><div></div></div>	185	490	18	0	0
DEM Alex Cornwallis	553	43.54%	<div><div></div></div>	114	404	34	1	0
LIB Christy Mowrey	23	1.81%	<div><div></div></div>	11	12	0	0	0
Write-In Totals	1	0.08%	<div><div></div></div>	0	0	1	0	0
Total Votes Cast	1,270	100.00%	<div><div></div></div>	310	906	53	1	0
Overvotes	0			0	0	0	0	0
Undervotes	47			11	32	4	0	0
Contest Totals	1,317			321	938	57	1	0

State Senator, District 2

Vote For 1

	TOTAL	VOTE %		Election Day	Early Voting	Ballot By Mail	Provisional Ballots	Limited Ballots
REP Bob Hall	695	54.94%	<div><div></div></div>	189	488	18	0	0
DEM Prince S. Giadolor	570	45.06%	<div><div></div></div>	120	415	34	1	0
Total Votes Cast	1,265	100.00%	<div><div></div></div>	309	903	52	1	0
Overvotes	0			0	0	0	0	0
Undervotes	52			12	35	5	0	0
Contest Totals	1,317			321	938	57	1	0

State Representative, District 70

Vote For 1

	TOTAL	VOTE %		Election Day	Early Voting	Ballot By Mail	Provisional Ballots	Limited Ballots
REP Jamee Jolly	712	55.80%	<div><div></div></div>	189	504	19	0	0
DEM Mihaela Elizabeth Plesa	564	44.20%	<div><div></div></div>	121	407	35	1	0
Total Votes Cast	1,276	100.00%	<div><div></div></div>	310	911	54	1	0
Overvotes	0			0	0	0	0	0
Undervotes	41			11	27	3	0	0
Contest Totals	1,317			321	938	57	1	0

PCT 084

Justice, 5th Court of Appeals District, Place 4

Vote For 1

	TOTAL	VOTE %		Election Day	Early Voting	Ballot By Mail	Provisional Ballots	Limited Ballots
REP Emily A. Miskel	703	55.84%	<div><div></div></div>	190	494	19	0	0
DEM Maricela Moore	556	44.16%	<div><div></div></div>	120	402	33	1	0
Total Votes Cast	1,259	100.00%	<div><div></div></div>	310	896	52	1	0
Overvotes	0			0	0	0	0	0
Undervotes	58			11	42	5	0	0
Contest Totals	1,317			321	938	57	1	0

Justice, 5th Court of Appeals District, Place 7

Vote For 1

	TOTAL	VOTE %		Election Day	Early Voting	Ballot By Mail	Provisional Ballots	Limited Ballots
REP Kristina Williams	699	55.61%	<div><div></div></div>	192	489	18	0	0
DEM Nancy Kennedy	558	44.39%	<div><div></div></div>	117	406	34	1	0
Total Votes Cast	1,257	100.00%	<div><div></div></div>	309	895	52	1	0
Overvotes	0			0	0	0	0	0
Undervotes	60			12	43	5	0	0
Contest Totals	1,317			321	938	57	1	0

County Judge CCD

Vote For 1

	TOTAL	VOTE %		Election Day	Early Voting	Ballot By Mail	Provisional Ballots	Limited Ballots
REP Chris Hill	705	55.60%	<div><div></div></div>	192	494	19	0	0
DEM Joshua Murray	563	44.40%	<div><div></div></div>	119	408	35	1	0
Total Votes Cast	1,268	100.00%	<div><div></div></div>	311	902	54	1	0
Overvotes	0			0	0	0	0	0
Undervotes	49			10	36	3	0	0
Contest Totals	1,317			321	938	57	1	0

District Clerk CCD

Vote For 1

	TOTAL	VOTE %		Election Day	Early Voting	Ballot By Mail	Provisional Ballots	Limited Ballots
REP Mike Gould	706	56.30%	<div><div></div></div>	194	493	19	0	0
DEM David Brignac	548	43.70%	<div><div></div></div>	115	399	33	1	0
Total Votes Cast	1,254	100.00%	<div><div></div></div>	309	892	52	1	0
Overvotes	0			0	0	0	0	0
Undervotes	63			12	46	5	0	0
Contest Totals	1,317			321	938	57	1	0

PCT 084

County Commissioner, Precinct 4

Vote For 1

	TOTAL	VOTE %		Election Day	Early Voting	Ballot By Mail	Provision al Ballots	Limited Ballots
REP Duncan Webb	710	55.91%	<div><div></div></div>	193	497	20	0	0
DEM Jeffrey Williams	560	44.09%	<div><div></div></div>	118	408	33	1	0
Total Votes Cast	1,270	100.00%	<div><div></div></div>	311	905	53	1	0
Overvotes	0			0	0	0	0	0
Undervotes	47			10	33	4	0	0
Contest Totals	1,317			321	938	57	1	0

Justice of the Peace, Precinct 3

Vote For 1

	TOTAL	VOTE %		Election Day	Early Voting	Ballot By Mail	Provision al Ballots	Limited Ballots
REP Mike Missildine	707	56.24%	<div><div></div></div>	190	498	19	0	0
DEM Irvin Lynn Barrett	550	43.76%	<div><div></div></div>	119	397	33	1	0
Total Votes Cast	1,257	100.00%	<div><div></div></div>	309	895	52	1	0
Overvotes	0			0	0	0	0	0
Undervotes	60			12	43	5	0	0
Contest Totals	1,317			321	938	57	1	0

PCT 085

U. S. Representative, District 4

Vote For 1

	TOTAL	VOTE %		Election Day	Early Voting	Ballot By Mail	Provisional Ballots	Limited Ballots
REP Pat Fallon	685	42.26%	<div><div></div></div>	181	481	23	0	0
DEM Iro Omere	894	55.15%	<div><div></div></div>	269	571	52	2	0
LIB John Simmons	42	2.59%	<div><div></div></div>	16	24	2	0	0
Total Votes Cast	1,621	100.00%	<div><div></div></div>	466	1,076	77	2	0
Overvotes	0			0	0	0	0	0
Undervotes	45			13	29	2	1	0
Contest Totals	1,666			479	1,105	79	3	0

Governor

Vote For 1

	TOTAL	VOTE %		Election Day	Early Voting	Ballot By Mail	Provisional Ballots	Limited Ballots
REP Greg Abbott	670	40.43%	<div><div></div></div>	172	475	22	1	0
DEM Beto O'Rourke	959	57.88%	<div><div></div></div>	291	609	57	2	0
LIB Mark Tippetts	19	1.15%	<div><div></div></div>	8	11	0	0	0
GRN Delilah Barrios	9	0.54%	<div><div></div></div>	3	6	0	0	0
Write-In Totals	0	0.00%	<div><div></div></div>	0	0	0	0	0
Total Votes Cast	1,657	100.00%	<div><div></div></div>	474	1,101	79	3	0
Overvotes	0			0	0	0	0	0
Undervotes	9			5	4	0	0	0
Contest Totals	1,666			479	1,105	79	3	0

Lieutenant Governor

Vote For 1

	TOTAL	VOTE %		Election Day	Early Voting	Ballot By Mail	Provisional Ballots	Limited Ballots
REP Dan Patrick	660	40.17%	<div><div></div></div>	174	464	22	0	0
DEM Mike Collier	945	57.52%	<div><div></div></div>	275	611	57	2	0
LIB Shanna Steele	38	2.31%	<div><div></div></div>	18	20	0	0	0
Total Votes Cast	1,643	100.00%	<div><div></div></div>	467	1,095	79	2	0
Overvotes	0			0	0	0	0	0
Undervotes	23			12	10	0	1	0
Contest Totals	1,666			479	1,105	79	3	0

Attorney General

Vote For 1

	TOTAL	VOTE %		Election Day	Early Voting	Ballot By Mail	Provisional Ballots	Limited Ballots
REP Ken Paxton	648	39.61%	<div><div></div></div>	171	458	19	0	0
DEM Rochelle Mercedes Garza	939	57.40%	<div><div></div></div>	277	603	57	2	0
LIB Mark Ash	49	3.00%	<div><div></div></div>	17	31	1	0	0
Total Votes Cast	1,636	100.00%	<div><div></div></div>	465	1,092	77	2	0
Overvotes	0			0	0	0	0	0
Undervotes	30			14	13	2	1	0
Contest Totals	1,666			479	1,105	79	3	0

PCT 085

Comptroller of Public Accounts

Vote For 1

	TOTAL	VOTE %		Election Day	Early Voting	Ballot By Mail	Provisional Ballots	Limited Ballots
REP Glenn Hegar	702	43.23%	<div><div></div></div>	182	493	26	1	0
DEM Janet T. Dudding	890	54.80%	<div><div></div></div>	269	568	53	0	0
LIB V. Alonzo Echevarria-Garza	32	1.97%	<div><div></div></div>	13	18	0	1	0
Total Votes Cast	1,624	100.00%	<div><div></div></div>	464	1,079	79	2	0
Overvotes	0			0	0	0	0	0
Undervotes	42			15	26	0	1	0
Contest Totals	1,666			479	1,105	79	3	0

Commissioner of the General Land Office

Vote For 1

	TOTAL	VOTE %		Election Day	Early Voting	Ballot By Mail	Provisional Ballots	Limited Ballots
REP Dawn Buckingham	696	42.96%	<div><div></div></div>	188	486	22	0	0
DEM Jay Kleberg	897	55.37%	<div><div></div></div>	260	578	57	2	0
GRN Alfred Molison, Jr	27	1.67%	<div><div></div></div>	15	12	0	0	0
Write-In Totals	0	0.00%	<div><div></div></div>	0	0	0	0	0
Total Votes Cast	1,620	100.00%	<div><div></div></div>	463	1,076	79	2	0
Overvotes	0			0	0	0	0	0
Undervotes	46			16	29	0	1	0
Contest Totals	1,666			479	1,105	79	3	0

Commissioner of Agriculture

Vote For 1

	TOTAL	VOTE %		Election Day	Early Voting	Ballot By Mail	Provisional Ballots	Limited Ballots
REP Sid Miller	692	42.77%	<div><div></div></div>	186	481	24	1	0
DEM Susan Hays	926	57.23%	<div><div></div></div>	277	592	55	2	0
Total Votes Cast	1,618	100.00%	<div><div></div></div>	463	1,073	79	3	0
Overvotes	0			0	0	0	0	0
Undervotes	48			16	32	0	0	0
Contest Totals	1,666			479	1,105	79	3	0

Railroad Commissioner

Vote For 1

	TOTAL	VOTE %		Election Day	Early Voting	Ballot By Mail	Provisional Ballots	Limited Ballots
REP Wayne Christian	684	42.20%	<div><div></div></div>	179	483	21	1	0
DEM Luke Warford	886	54.66%	<div><div></div></div>	256	573	55	2	0
LIB Jaime Andres Diez	29	1.79%	<div><div></div></div>	14	15	0	0	0
GRN Hunter Wayne Crow	22	1.36%	<div><div></div></div>	12	9	1	0	0
Total Votes Cast	1,621	100.00%	<div><div></div></div>	461	1,080	77	3	0
Overvotes	0			0	0	0	0	0
Undervotes	45			18	25	2	0	0
Contest Totals	1,666			479	1,105	79	3	0

PCT 085

Justice, Supreme Court, Place 3

Vote For 1

	TOTAL	VOTE %		Election Day	Early Voting	Ballot By Mail	Provisional Ballots	Limited Ballots
REP Debra Lehrmann	687	42.59%	<div><div></div></div>	182	479	25	1	0
DEM Erin A. Nowell	905	56.11%	<div><div></div></div>	275	578	52	0	0
LIB Thomas Edward Oxford	21	1.30%	<div><div></div></div>	8	12	0	1	0
Total Votes Cast	1,613	100.00%	<div><div></div></div>	465	1,069	77	2	0
Overvotes	0			0	0	0	0	0
Undervotes	53			14	36	2	1	0
Contest Totals	1,666			479	1,105	79	3	0

Justice, Supreme Court, Place 5

Vote For 1

	TOTAL	VOTE %		Election Day	Early Voting	Ballot By Mail	Provisional Ballots	Limited Ballots
REP Rebeca Huddle	692	43.06%	<div><div></div></div>	179	491	21	1	0
DEM Amanda Reichel	915	56.94%	<div><div></div></div>	282	581	51	1	0
Total Votes Cast	1,607	100.00%	<div><div></div></div>	461	1,072	72	2	0
Overvotes	1			0	0	1	0	0
Undervotes	58			18	33	6	1	0
Contest Totals	1,666			479	1,105	79	3	0

Justice, Supreme Court, Place 9

Vote For 1

	TOTAL	VOTE %		Election Day	Early Voting	Ballot By Mail	Provisional Ballots	Limited Ballots
REP Evan Young	690	42.75%	<div><div></div></div>	178	488	24	0	0
DEM Julia Maldonado	924	57.25%	<div><div></div></div>	285	585	52	2	0
Total Votes Cast	1,614	100.00%	<div><div></div></div>	463	1,073	76	2	0
Overvotes	0			0	0	0	0	0
Undervotes	52			16	32	3	1	0
Contest Totals	1,666			479	1,105	79	3	0

Judge, Court of Criminal Appeals, Place 5

Vote For 1

	TOTAL	VOTE %		Election Day	Early Voting	Ballot By Mail	Provisional Ballots	Limited Ballots
REP Scott Walker	690	42.96%	<div><div></div></div>	188	478	24	0	0
DEM Dana Huffman	916	57.04%	<div><div></div></div>	278	583	53	2	0
Total Votes Cast	1,606	100.00%	<div><div></div></div>	466	1,061	77	2	0
Overvotes	0			0	0	0	0	0
Undervotes	60			13	44	2	1	0
Contest Totals	1,666			479	1,105	79	3	0

PCT 085

Judge, Court of Criminal Appeals, Place 6

Vote For 1

	TOTAL	VOTE %		Election Day	Early Voting	Ballot By Mail	Provisional Ballots	Limited Ballots
REP Jesse F. McClure, III	690	43.07%	<div><div></div></div>	183	485	22	0	0
DEM Robert Johnson	912	56.93%	<div><div></div></div>	278	579	53	2	0
Total Votes Cast	1,602	100.00%	<div><div></div></div>	461	1,064	75	2	0
Overvotes	0			0	0	0	0	0
Undervotes	64			18	41	4	1	0
Contest Totals	1,666			479	1,105	79	3	0

Member, State Board of Education, District 12 CCD

Vote For 1

	TOTAL	VOTE %		Election Day	Early Voting	Ballot By Mail	Provisional Ballots	Limited Ballots
REP Pam Little	666	41.39%	<div><div></div></div>	171	471	23	1	0
DEM Alex Cornwallis	896	55.69%	<div><div></div></div>	270	573	52	1	0
LIB Christy Mowrey	46	2.86%	<div><div></div></div>	22	22	2	0	0
Write-In Totals	1	0.06%	<div><div></div></div>	1	0	0	0	0
Total Votes Cast	1,609	100.00%	<div><div></div></div>	464	1,066	77	2	0
Overvotes	0			0	0	0	0	0
Undervotes	57			15	39	2	1	0
Contest Totals	1,666			479	1,105	79	3	0

State Senator, District 8

Vote For 1

	TOTAL	VOTE %		Election Day	Early Voting	Ballot By Mail	Provisional Ballots	Limited Ballots
REP Angela Paxton	653	40.46%	<div><div></div></div>	169	463	21	0	0
DEM Jonathan Cocks	929	57.56%	<div><div></div></div>	279	591	57	2	0
LIB Edward Kless	32	1.98%	<div><div></div></div>	16	15	1	0	0
Total Votes Cast	1,614	100.00%	<div><div></div></div>	464	1,069	79	2	0
Overvotes	0			0	0	0	0	0
Undervotes	52			15	36	0	1	0
Contest Totals	1,666			479	1,105	79	3	0

State Representative, District 67

Vote For 1

	TOTAL	VOTE %		Election Day	Early Voting	Ballot By Mail	Provisional Ballots	Limited Ballots
REP Jeff Leach	699	43.26%	<div><div></div></div>	185	487	27	0	0
DEM Kevin Morris	917	56.74%	<div><div></div></div>	279	584	52	2	0
Total Votes Cast	1,616	100.00%	<div><div></div></div>	464	1,071	79	2	0
Overvotes	0			0	0	0	0	0
Undervotes	50			15	34	0	1	0
Contest Totals	1,666			479	1,105	79	3	0

PCT 085

Justice, 5th Court of Appeals District, Place 4

Vote For 1

	TOTAL	VOTE %		Election Day	Early Voting	Ballot By Mail	Provisional Ballots	Limited Ballots
REP Emily A. Miskel	692	43.22%	<div><div></div></div>	186	481	24	1	0
DEM Maricela Moore	909	56.78%	<div><div></div></div>	275	579	54	1	0
Total Votes Cast	1,601	100.00%	<div><div></div></div>	461	1,060	78	2	0
Overvotes	0			0	0	0	0	0
Undervotes	65			18	45	1	1	0
Contest Totals	1,666			479	1,105	79	3	0

Justice, 5th Court of Appeals District, Place 7

Vote For 1

	TOTAL	VOTE %		Election Day	Early Voting	Ballot By Mail	Provisional Ballots	Limited Ballots
REP Kristina Williams	681	42.64%	<div><div></div></div>	185	474	21	1	0
DEM Nancy Kennedy	916	57.36%	<div><div></div></div>	275	586	54	1	0
Total Votes Cast	1,597	100.00%	<div><div></div></div>	460	1,060	75	2	0
Overvotes	0			0	0	0	0	0
Undervotes	69			19	45	4	1	0
Contest Totals	1,666			479	1,105	79	3	0

County Judge CCD

Vote For 1

	TOTAL	VOTE %		Election Day	Early Voting	Ballot By Mail	Provisional Ballots	Limited Ballots
REP Chris Hill	698	43.30%	<div><div></div></div>	188	487	23	0	0
DEM Joshua Murray	914	56.70%	<div><div></div></div>	275	581	56	2	0
Total Votes Cast	1,612	100.00%	<div><div></div></div>	463	1,068	79	2	0
Overvotes	0			0	0	0	0	0
Undervotes	54			16	37	0	1	0
Contest Totals	1,666			479	1,105	79	3	0

District Clerk CCD

Vote For 1

	TOTAL	VOTE %		Election Day	Early Voting	Ballot By Mail	Provisional Ballots	Limited Ballots
REP Mike Gould	698	43.44%	<div><div></div></div>	189	486	23	0	0
DEM David Brignac	909	56.56%	<div><div></div></div>	273	580	54	2	0
Total Votes Cast	1,607	100.00%	<div><div></div></div>	462	1,066	77	2	0
Overvotes	0			0	0	0	0	0
Undervotes	59			17	39	2	1	0
Contest Totals	1,666			479	1,105	79	3	0

PCT 085

County Commissioner, Precinct 4

Vote For 1

	TOTAL	VOTE %		Election Day	Early Voting	Ballot By Mail	Provision al Ballots	Limited Ballots
REP Duncan Webb	697	43.56%	<div><div></div></div>	189	485	23	0	0
DEM Jeffrey Williams	903	56.44%	<div><div></div></div>	271	576	55	1	0
Total Votes Cast	1,600	100.00%	<div><div></div></div>	460	1,061	78	1	0
Overvotes	0			0	0	0	0	0
Undervotes	66			19	44	1	2	0
Contest Totals	1,666			479	1,105	79	3	0

Justice of the Peace, Precinct 3

Vote For 1

	TOTAL	VOTE %		Election Day	Early Voting	Ballot By Mail	Provision al Ballots	Limited Ballots
REP Mike Missildine	688	43.19%	<div><div></div></div>	181	484	23	0	0
DEM Irvin Lynn Barrett	905	56.81%	<div><div></div></div>	276	575	53	1	0
Total Votes Cast	1,593	100.00%	<div><div></div></div>	457	1,059	76	1	0
Overvotes	0			0	0	0	0	0
Undervotes	73			22	46	3	2	0
Contest Totals	1,666			479	1,105	79	3	0

PCT 086

U. S. Representative District 3

Vote For 1

	TOTAL	VOTE %		Election Day	Early Voting	Ballot By Mail	Provisional Ballots	Limited Ballots
REP Keith Self	889	52.29%	<div><div></div></div>	180	679	30	0	0
DEM Sandeep Srivastava	772	45.41%	<div><div></div></div>	178	556	37	1	0
LIB Christopher Claytor	39	2.29%	<div><div></div></div>	12	27	0	0	0
Total Votes Cast	1,700	100.00%	<div><div></div></div>	370	1,262	67	1	0
Overvotes	0			0	0	0	0	0
Undervotes	28			5	21	2	0	0
Contest Totals	1,728			375	1,283	69	1	0

Governor

Vote For 1

	TOTAL	VOTE %		Election Day	Early Voting	Ballot By Mail	Provisional Ballots	Limited Ballots
REP Greg Abbott	880	51.10%	<div><div></div></div>	183	667	30	0	0
DEM Beto O'Rourke	813	47.21%	<div><div></div></div>	187	586	39	1	0
LIB Mark Tippetts	22	1.28%	<div><div></div></div>	4	18	0	0	0
GRN Delilah Barrios	5	0.29%	<div><div></div></div>	0	5	0	0	0
Write-In Totals	2	0.12%	<div><div></div></div>	0	2	0	0	0
Total Votes Cast	1,722	100.00%	<div><div></div></div>	374	1,278	69	1	0
Overvotes	0			0	0	0	0	0
Undervotes	6			1	5	0	0	0
Contest Totals	1,728			375	1,283	69	1	0

Lieutenant Governor

Vote For 1

	TOTAL	VOTE %		Election Day	Early Voting	Ballot By Mail	Provisional Ballots	Limited Ballots
REP Dan Patrick	833	48.91%	<div><div></div></div>	175	631	27	0	0
DEM Mike Collier	830	48.74%	<div><div></div></div>	179	611	39	1	0
LIB Shanna Steele	40	2.35%	<div><div></div></div>	14	25	1	0	0
Total Votes Cast	1,703	100.00%	<div><div></div></div>	368	1,267	67	1	0
Overvotes	0			0	0	0	0	0
Undervotes	25			7	16	2	0	0
Contest Totals	1,728			375	1,283	69	1	0

Attorney General

Vote For 1

	TOTAL	VOTE %		Election Day	Early Voting	Ballot By Mail	Provisional Ballots	Limited Ballots
REP Ken Paxton	815	48.22%	<div><div></div></div>	169	621	25	0	0
DEM Rochelle Mercedes Garza	815	48.22%	<div><div></div></div>	182	592	40	1	0
LIB Mark Ash	60	3.55%	<div><div></div></div>	13	45	2	0	0
Total Votes Cast	1,690	100.00%	<div><div></div></div>	364	1,258	67	1	0
Overvotes	0			0	0	0	0	0
Undervotes	38			11	25	2	0	0
Contest Totals	1,728			375	1,283	69	1	0

PCT 086

Comptroller of Public Accounts

Vote For 1

	TOTAL	VOTE %		Election Day	Early Voting	Ballot By Mail	Provisional Ballots	Limited Ballots
REP Glenn Hegar	931	55.06%	<div><div></div></div>	193	707	31	0	0
DEM Janet T. Dudding	733	43.35%	<div><div></div></div>	161	535	36	1	0
LIB V. Alonzo Echevarria-Garza	27	1.60%	<div><div></div></div>	8	19	0	0	0
Total Votes Cast	1,691	100.00%	<div><div></div></div>	362	1,261	67	1	0
Overvotes	0			0	0	0	0	0
Undervotes	37			13	22	2	0	0
Contest Totals	1,728			375	1,283	69	1	0

Commissioner of the General Land Office

Vote For 1

	TOTAL	VOTE %		Election Day	Early Voting	Ballot By Mail	Provisional Ballots	Limited Ballots
REP Dawn Buckingham	891	52.82%	<div><div></div></div>	185	677	29	0	0
DEM Jay Kleberg	778	46.12%	<div><div></div></div>	172	567	38	1	0
GRN Alfred Molison, Jr	17	1.01%	<div><div></div></div>	3	14	0	0	0
Write-In Totals	1	0.06%	<div><div></div></div>	0	1	0	0	0
Total Votes Cast	1,687	100.00%	<div><div></div></div>	360	1,259	67	1	0
Overvotes	0			0	0	0	0	0
Undervotes	41			15	24	2	0	0
Contest Totals	1,728			375	1,283	69	1	0

Commissioner of Agriculture

Vote For 1

	TOTAL	VOTE %		Election Day	Early Voting	Ballot By Mail	Provisional Ballots	Limited Ballots
REP Sid Miller	893	53.03%	<div><div></div></div>	182	683	28	0	0
DEM Susan Hays	791	46.97%	<div><div></div></div>	179	574	37	1	0
Total Votes Cast	1,684	100.00%	<div><div></div></div>	361	1,257	65	1	0
Overvotes	0			0	0	0	0	0
Undervotes	44			14	26	4	0	0
Contest Totals	1,728			375	1,283	69	1	0

Railroad Commissioner

Vote For 1

	TOTAL	VOTE %		Election Day	Early Voting	Ballot By Mail	Provisional Ballots	Limited Ballots
REP Wayne Christian	882	52.59%	<div><div></div></div>	177	676	29	0	0
DEM Luke Warford	748	44.60%	<div><div></div></div>	166	545	36	1	0
LIB Jaime Andres Diez	37	2.21%	<div><div></div></div>	12	24	1	0	0
GRN Hunter Wayne Crow	10	0.60%	<div><div></div></div>	1	9	0	0	0
Total Votes Cast	1,677	100.00%	<div><div></div></div>	356	1,254	66	1	0
Overvotes	0			0	0	0	0	0
Undervotes	51			19	29	3	0	0
Contest Totals	1,728			375	1,283	69	1	0

PCT 086

Justice, Supreme Court, Place 3

Vote For 1

	TOTAL	VOTE %		Election Day	Early Voting	Ballot By Mail	Provisional Ballots	Limited Ballots
REP Debra Lehrmann	906	53.83%	<div><div></div></div>	185	690	31	0	0
DEM Erin A. Nowell	754	44.80%	<div><div></div></div>	171	546	36	1	0
LIB Thomas Edward Oxford	23	1.37%	<div><div></div></div>	8	15	0	0	0
Total Votes Cast	1,683	100.00%	<div><div></div></div>	364	1,251	67	1	0
Overvotes	0			0	0	0	0	0
Undervotes	45			11	32	2	0	0
Contest Totals	1,728			375	1,283	69	1	0

Justice, Supreme Court, Place 5

Vote For 1

	TOTAL	VOTE %		Election Day	Early Voting	Ballot By Mail	Provisional Ballots	Limited Ballots
REP Rebeca Huddle	907	54.12%	<div><div></div></div>	187	689	31	0	0
DEM Amanda Reichel	769	45.88%	<div><div></div></div>	175	558	35	1	0
Total Votes Cast	1,676	100.00%	<div><div></div></div>	362	1,247	66	1	0
Overvotes	0			0	0	0	0	0
Undervotes	52			13	36	3	0	0
Contest Totals	1,728			375	1,283	69	1	0

Justice, Supreme Court, Place 9

Vote For 1

	TOTAL	VOTE %		Election Day	Early Voting	Ballot By Mail	Provisional Ballots	Limited Ballots
REP Evan Young	904	53.91%	<div><div></div></div>	186	686	32	0	0
DEM Julia Maldonado	773	46.09%	<div><div></div></div>	176	560	36	1	0
Total Votes Cast	1,677	100.00%	<div><div></div></div>	362	1,246	68	1	0
Overvotes	0			0	0	0	0	0
Undervotes	51			13	37	1	0	0
Contest Totals	1,728			375	1,283	69	1	0

Judge, Court of Criminal Appeals, Place 5

Vote For 1

	TOTAL	VOTE %		Election Day	Early Voting	Ballot By Mail	Provisional Ballots	Limited Ballots
REP Scott Walker	895	53.75%	<div><div></div></div>	187	678	30	0	0
DEM Dana Huffman	770	46.25%	<div><div></div></div>	173	558	38	1	0
Total Votes Cast	1,665	100.00%	<div><div></div></div>	360	1,236	68	1	0
Overvotes	0			0	0	0	0	0
Undervotes	63			15	47	1	0	0
Contest Totals	1,728			375	1,283	69	1	0

PCT 086

Judge, Court of Criminal Appeals, Place 6

Vote For 1

	TOTAL	VOTE %		Election Day	Early Voting	Ballot By Mail	Provisional Ballots	Limited Ballots
REP Jesse F. McClure, III	902	54.27%	<div><div></div></div>	187	685	30	0	0
DEM Robert Johnson	760	45.73%	<div><div></div></div>	169	552	38	1	0
Total Votes Cast	1,662	100.00%	<div><div></div></div>	356	1,237	68	1	0
Overvotes	0			0	0	0	0	0
Undervotes	66			19	46	1	0	0
Contest Totals	1,728			375	1,283	69	1	0

Member, State Board of Education, District 12 CCD

Vote For 1

	TOTAL	VOTE %		Election Day	Early Voting	Ballot By Mail	Provisional Ballots	Limited Ballots
REP Pam Little	893	53.47%	<div><div></div></div>	185	679	29	0	0
DEM Alex Cornwallis	729	43.65%	<div><div></div></div>	160	531	37	1	0
LIB Christy Mowrey	47	2.81%	<div><div></div></div>	17	29	1	0	0
Write-In Totals	1	0.06%	<div><div></div></div>	0	1	0	0	0
Total Votes Cast	1,670	100.00%	<div><div></div></div>	362	1,240	67	1	0
Overvotes	0			0	0	0	0	0
Undervotes	58			13	43	2	0	0
Contest Totals	1,728			375	1,283	69	1	0

State Senator, District 8

Vote For 1

	TOTAL	VOTE %		Election Day	Early Voting	Ballot By Mail	Provisional Ballots	Limited Ballots
REP Angela Paxton	833	49.85%	<div><div></div></div>	178	627	28	0	0
DEM Jonathan Cocks	788	47.16%	<div><div></div></div>	170	577	40	1	0
LIB Edward Kless	50	2.99%	<div><div></div></div>	14	36	0	0	0
Total Votes Cast	1,671	100.00%	<div><div></div></div>	362	1,240	68	1	0
Overvotes	0			0	0	0	0	0
Undervotes	57			13	43	1	0	0
Contest Totals	1,728			375	1,283	69	1	0

State Representative, District 66

Vote For 1

	TOTAL	VOTE %		Election Day	Early Voting	Ballot By Mail	Provisional Ballots	Limited Ballots
REP Matt Shaheen	914	54.57%	<div><div></div></div>	191	692	31	0	0
DEM Jesse Ringness	761	45.43%	<div><div></div></div>	171	552	37	1	0
Total Votes Cast	1,675	100.00%	<div><div></div></div>	362	1,244	68	1	0
Overvotes	0			0	0	0	0	0
Undervotes	53			13	39	1	0	0
Contest Totals	1,728			375	1,283	69	1	0

PCT 086

Justice, 5th Court of Appeals District, Place 4

Vote For 1

	TOTAL	VOTE %		Election Day	Early Voting	Ballot By Mail	Provisional Ballots	Limited Ballots
REP Emily A. Miskel	906	54.58%	<div><div></div></div>	190	685	31	0	0
DEM Maricela Moore	754	45.42%	<div><div></div></div>	169	548	36	1	0
Total Votes Cast	1,660	100.00%	<div><div></div></div>	359	1,233	67	1	0
Overvotes	0			0	0	0	0	0
Undervotes	68			16	50	2	0	0
Contest Totals	1,728			375	1,283	69	1	0

Justice, 5th Court of Appeals District, Place 7

Vote For 1

	TOTAL	VOTE %		Election Day	Early Voting	Ballot By Mail	Provisional Ballots	Limited Ballots
REP Kristina Williams	899	54.16%	<div><div></div></div>	186	685	28	0	0
DEM Nancy Kennedy	761	45.84%	<div><div></div></div>	171	550	39	1	0
Total Votes Cast	1,660	100.00%	<div><div></div></div>	357	1,235	67	1	0
Overvotes	0			0	0	0	0	0
Undervotes	68			18	48	2	0	0
Contest Totals	1,728			375	1,283	69	1	0

County Judge CCD

Vote For 1

	TOTAL	VOTE %		Election Day	Early Voting	Ballot By Mail	Provisional Ballots	Limited Ballots
REP Chris Hill	902	53.92%	<div><div></div></div>	187	686	29	0	0
DEM Joshua Murray	771	46.08%	<div><div></div></div>	173	559	38	1	0
Total Votes Cast	1,673	100.00%	<div><div></div></div>	360	1,245	67	1	0
Overvotes	0			0	0	0	0	0
Undervotes	55			15	38	2	0	0
Contest Totals	1,728			375	1,283	69	1	0

District Clerk CCD

Vote For 1

	TOTAL	VOTE %		Election Day	Early Voting	Ballot By Mail	Provisional Ballots	Limited Ballots
REP Mike Gould	921	55.38%	<div><div></div></div>	193	700	28	0	0
DEM David Brignac	742	44.62%	<div><div></div></div>	165	538	38	1	0
Total Votes Cast	1,663	100.00%	<div><div></div></div>	358	1,238	66	1	0
Overvotes	0			0	0	0	0	0
Undervotes	65			17	45	3	0	0
Contest Totals	1,728			375	1,283	69	1	0

PCT 086

County Commissioner, Precinct 4

Vote For 1

	TOTAL	VOTE %		Election Day	Early Voting	Ballot By Mail	Provision al Ballots	Limited Ballots
REP Duncan Webb	929	55.53%	<div><div></div></div>	195	704	30	0	0
DEM Jeffrey Williams	744	44.47%	<div><div></div></div>	167	540	36	1	0
Total Votes Cast	1,673	100.00%	<div><div></div></div>	362	1,244	66	1	0
Overvotes	0			0	0	0	0	0
Undervotes	55			13	39	3	0	0
Contest Totals	1,728			375	1,283	69	1	0

Justice of the Peace, Precinct 4

Vote For 1

	TOTAL	VOTE %		Election Day	Early Voting	Ballot By Mail	Provision al Ballots	Limited Ballots
REP Vincent Venegoni	895	53.92%	<div><div></div></div>	186	681	28	0	0
DEM Adam Kern	765	46.08%	<div><div></div></div>	171	556	37	1	0
Total Votes Cast	1,660	100.00%	<div><div></div></div>	357	1,237	65	1	0
Overvotes	0			0	0	0	0	0
Undervotes	68			18	46	4	0	0
Contest Totals	1,728			375	1,283	69	1	0

PCT 087

U. S. Representative District 3

Vote For 1

	TOTAL	VOTE %		Election Day	Early Voting	Ballot By Mail	Provisional Ballots	Limited Ballots
REP Keith Self	488	33.66%	<div><div></div></div>	225	261	2	0	0
DEM Sandeep Srivastava	933	64.34%	<div><div></div></div>	376	544	13	0	0
LIB Christopher Claytor	29	2.00%	<div><div></div></div>	11	18	0	0	0
Total Votes Cast	1,450	100.00%	<div><div></div></div>	612	823	15	0	0
Overvotes	0			0	0	0	0	0
Undervotes	12			8	4	0	0	0
Contest Totals	1,462			620	827	15	0	0

Governor

Vote For 1

	TOTAL	VOTE %		Election Day	Early Voting	Ballot By Mail	Provisional Ballots	Limited Ballots
REP Greg Abbott	528	36.29%	<div><div></div></div>	251	275	2	0	0
DEM Beto O'Rourke	916	62.96%	<div><div></div></div>	360	543	13	0	0
LIB Mark Tippetts	5	0.34%	<div><div></div></div>	2	3	0	0	0
GRN Delilah Barrios	5	0.34%	<div><div></div></div>	2	3	0	0	0
Write-In Totals	1	0.07%	<div><div></div></div>	1	0	0	0	0
Total Votes Cast	1,455	100.00%	<div><div></div></div>	616	824	15	0	0
Overvotes	0			0	0	0	0	0
Undervotes	7			4	3	0	0	0
Contest Totals	1,462			620	827	15	0	0

Lieutenant Governor

Vote For 1

	TOTAL	VOTE %		Election Day	Early Voting	Ballot By Mail	Provisional Ballots	Limited Ballots
REP Dan Patrick	534	37.11%	<div><div></div></div>	248	284	2	0	0
DEM Mike Collier	878	61.01%	<div><div></div></div>	343	522	13	0	0
LIB Shanna Steele	27	1.88%	<div><div></div></div>	14	13	0	0	0
Total Votes Cast	1,439	100.00%	<div><div></div></div>	605	819	15	0	0
Overvotes	0			0	0	0	0	0
Undervotes	23			15	8	0	0	0
Contest Totals	1,462			620	827	15	0	0

Attorney General

Vote For 1

	TOTAL	VOTE %		Election Day	Early Voting	Ballot By Mail	Provisional Ballots	Limited Ballots
REP Ken Paxton	534	37.24%	<div><div></div></div>	249	283	2	0	0
DEM Rochelle Mercedes Garza	878	61.23%	<div><div></div></div>	342	523	13	0	0
LIB Mark Ash	22	1.53%	<div><div></div></div>	10	12	0	0	0
Total Votes Cast	1,434	100.00%	<div><div></div></div>	601	818	15	0	0
Overvotes	0			0	0	0	0	0
Undervotes	28			19	9	0	0	0
Contest Totals	1,462			620	827	15	0	0

PCT 087

Comptroller of Public Accounts

Vote For 1

	TOTAL	VOTE %		Election Day	Early Voting	Ballot By Mail	Provisional Ballots	Limited Ballots
REP Glenn Hegar	565	39.59%	<div><div></div></div>	267	296	2	0	0
DEM Janet T. Dudding	850	59.57%	<div><div></div></div>	323	514	13	0	0
LIB V. Alonzo Echevarria-Garza	12	0.84%	<div><div></div></div>	5	7	0	0	0
Total Votes Cast	1,427	100.00%	<div><div></div></div>	595	817	15	0	0
Overvotes	0			0	0	0	0	0
Undervotes	35			25	10	0	0	0
Contest Totals	1,462			620	827	15	0	0

Commissioner of the General Land Office

Vote For 1

	TOTAL	VOTE %		Election Day	Early Voting	Ballot By Mail	Provisional Ballots	Limited Ballots
REP Dawn Buckingham	575	40.32%	<div><div></div></div>	271	302	2	0	0
DEM Jay Kleberg	837	58.70%	<div><div></div></div>	319	505	13	0	0
GRN Alfred Molison, Jr	14	0.98%	<div><div></div></div>	5	9	0	0	0
Write-In Totals	0	0.00%	<div><div></div></div>	0	0	0	0	0
Total Votes Cast	1,426	100.00%	<div><div></div></div>	595	816	15	0	0
Overvotes	0			0	0	0	0	0
Undervotes	36			25	11	0	0	0
Contest Totals	1,462			620	827	15	0	0

Commissioner of Agriculture

Vote For 1

	TOTAL	VOTE %		Election Day	Early Voting	Ballot By Mail	Provisional Ballots	Limited Ballots
REP Sid Miller	558	39.08%	<div><div></div></div>	263	293	2	0	0
DEM Susan Hays	870	60.92%	<div><div></div></div>	334	523	13	0	0
Total Votes Cast	1,428	100.00%	<div><div></div></div>	597	816	15	0	0
Overvotes	0			0	0	0	0	0
Undervotes	34			23	11	0	0	0
Contest Totals	1,462			620	827	15	0	0

Railroad Commissioner

Vote For 1

	TOTAL	VOTE %		Election Day	Early Voting	Ballot By Mail	Provisional Ballots	Limited Ballots
REP Wayne Christian	565	39.65%	<div><div></div></div>	270	293	2	0	0
DEM Luke Warford	829	58.18%	<div><div></div></div>	316	502	11	0	0
LIB Jaime Andres Diez	19	1.33%	<div><div></div></div>	6	13	0	0	0
GRN Hunter Wayne Crow	12	0.84%	<div><div></div></div>	4	7	1	0	0
Total Votes Cast	1,425	100.00%	<div><div></div></div>	596	815	14	0	0
Overvotes	0			0	0	0	0	0
Undervotes	37			24	12	1	0	0
Contest Totals	1,462			620	827	15	0	0

PCT 087

Justice, Supreme Court, Place 3

Vote For 1

	TOTAL	VOTE %		Election Day	Early Voting	Ballot By Mail	Provisional Ballots	Limited Ballots
REP Debra Lehrmann	536	37.54%	<div><div></div></div>	250	284	2	0	0
DEM Erin A. Nowell	880	61.62%	<div><div></div></div>	342	525	13	0	0
LIB Thomas Edward Oxford	12	0.84%	<div><div></div></div>	3	9	0	0	0
Total Votes Cast	1,428	100.00%	<div><div></div></div>	595	818	15	0	0
Overvotes	0			0	0	0	0	0
Undervotes	34			25	9	0	0	0
Contest Totals	1,462			620	827	15	0	0

Justice, Supreme Court, Place 5

Vote For 1

	TOTAL	VOTE %		Election Day	Early Voting	Ballot By Mail	Provisional Ballots	Limited Ballots
REP Rebeca Huddle	539	37.72%	<div><div></div></div>	248	289	2	0	0
DEM Amanda Reichel	890	62.28%	<div><div></div></div>	349	528	13	0	0
Total Votes Cast	1,429	100.00%	<div><div></div></div>	597	817	15	0	0
Overvotes	0			0	0	0	0	0
Undervotes	33			23	10	0	0	0
Contest Totals	1,462			620	827	15	0	0

Justice, Supreme Court, Place 9

Vote For 1

	TOTAL	VOTE %		Election Day	Early Voting	Ballot By Mail	Provisional Ballots	Limited Ballots
REP Evan Young	536	37.69%	<div><div></div></div>	245	289	2	0	0
DEM Julia Maldonado	886	62.31%	<div><div></div></div>	348	525	13	0	0
Total Votes Cast	1,422	100.00%	<div><div></div></div>	593	814	15	0	0
Overvotes	0			0	0	0	0	0
Undervotes	40			27	13	0	0	0
Contest Totals	1,462			620	827	15	0	0

Judge, Court of Criminal Appeals, Place 5

Vote For 1

	TOTAL	VOTE %		Election Day	Early Voting	Ballot By Mail	Provisional Ballots	Limited Ballots
REP Scott Walker	537	37.68%	<div><div></div></div>	244	291	2	0	0
DEM Dana Huffman	888	62.32%	<div><div></div></div>	349	526	13	0	0
Total Votes Cast	1,425	100.00%	<div><div></div></div>	593	817	15	0	0
Overvotes	0			0	0	0	0	0
Undervotes	37			27	10	0	0	0
Contest Totals	1,462			620	827	15	0	0

PCT 087

Judge, Court of Criminal Appeals, Place 6

Vote For 1

	TOTAL	VOTE %		Election Day	Early Voting	Ballot By Mail	Provisional Ballots	Limited Ballots
REP Jesse F. McClure, III	538	37.89%	<div><div></div></div>	250	286	2	0	0
DEM Robert Johnson	882	62.11%	<div><div></div></div>	343	526	13	0	0
Total Votes Cast	1,420	100.00%	<div><div></div></div>	593	812	15	0	0
Overvotes	0			0	0	0	0	0
Undervotes	42			27	15	0	0	0
Contest Totals	1,462			620	827	15	0	0

Member, State Board of Education, District 12 CCD

Vote For 1

	TOTAL	VOTE %		Election Day	Early Voting	Ballot By Mail	Provisional Ballots	Limited Ballots
REP Pam Little	521	36.54%	<div><div></div></div>	237	282	2	0	0
DEM Alex Cornwallis	879	61.64%	<div><div></div></div>	345	521	13	0	0
LIB Christy Mowrey	26	1.82%	<div><div></div></div>	12	14	0	0	0
Write-In Totals	0	0.00%	<div><div></div></div>	0	0	0	0	0
Total Votes Cast	1,426	100.00%	<div><div></div></div>	594	817	15	0	0
Overvotes	0			0	0	0	0	0
Undervotes	36			26	10	0	0	0
Contest Totals	1,462			620	827	15	0	0

State Representative, District 61

Vote For 1

	TOTAL	VOTE %		Election Day	Early Voting	Ballot By Mail	Provisional Ballots	Limited Ballots
REP Frederick Frazier	541	38.07%	<div><div></div></div>	251	289	1	0	0
DEM Sheena King	880	61.93%	<div><div></div></div>	338	529	13	0	0
Total Votes Cast	1,421	100.00%	<div><div></div></div>	589	818	14	0	0
Overvotes	0			0	0	0	0	0
Undervotes	41			31	9	1	0	0
Contest Totals	1,462			620	827	15	0	0

Justice, 5th Court of Appeals District, Place 4

Vote For 1

	TOTAL	VOTE %		Election Day	Early Voting	Ballot By Mail	Provisional Ballots	Limited Ballots
REP Emily A. Miskel	546	38.53%	<div><div></div></div>	250	294	2	0	0
DEM Maricela Moore	871	61.47%	<div><div></div></div>	339	519	13	0	0
Total Votes Cast	1,417	100.00%	<div><div></div></div>	589	813	15	0	0
Overvotes	0			0	0	0	0	0
Undervotes	45			31	14	0	0	0
Contest Totals	1,462			620	827	15	0	0

PCT 087

Justice, 5th Court of Appeals District, Place 7

Vote For 1

	TOTAL	VOTE %		Election Day	Early Voting	Ballot By Mail	Provisional Ballots	Limited Ballots
REP Kristina Williams	544	38.34%	<div><div></div></div>	250	292	2	0	0
DEM Nancy Kennedy	875	61.66%	<div><div></div></div>	340	522	13	0	0
Total Votes Cast	1,419	100.00%	<div><div></div></div>	590	814	15	0	0
Overvotes	0			0	0	0	0	0
Undervotes	43			30	13	0	0	0
Contest Totals	1,462			620	827	15	0	0

County Judge CCD

Vote For 1

	TOTAL	VOTE %		Election Day	Early Voting	Ballot By Mail	Provisional Ballots	Limited Ballots
REP Chris Hill	549	38.63%	<div><div></div></div>	253	295	1	0	0
DEM Joshua Murray	872	61.37%	<div><div></div></div>	337	522	13	0	0
Total Votes Cast	1,421	100.00%	<div><div></div></div>	590	817	14	0	0
Overvotes	0			0	0	0	0	0
Undervotes	41			30	10	1	0	0
Contest Totals	1,462			620	827	15	0	0

District Clerk CCD

Vote For 1

	TOTAL	VOTE %		Election Day	Early Voting	Ballot By Mail	Provisional Ballots	Limited Ballots
REP Mike Gould	560	39.44%	<div><div></div></div>	262	296	2	0	0
DEM David Brignac	860	60.56%	<div><div></div></div>	329	518	13	0	0
Total Votes Cast	1,420	100.00%	<div><div></div></div>	591	814	15	0	0
Overvotes	0			0	0	0	0	0
Undervotes	42			29	13	0	0	0
Contest Totals	1,462			620	827	15	0	0

Justice of the Peace, Precinct 4

Vote For 1

	TOTAL	VOTE %		Election Day	Early Voting	Ballot By Mail	Provisional Ballots	Limited Ballots
REP Vincent Venegoni	541	38.18%	<div><div></div></div>	249	291	1	0	0
DEM Adam Kern	876	61.82%	<div><div></div></div>	342	520	14	0	0
Total Votes Cast	1,417	100.00%	<div><div></div></div>	591	811	15	0	0
Overvotes	0			0	0	0	0	0
Undervotes	45			29	16	0	0	0
Contest Totals	1,462			620	827	15	0	0

PCT 088

U. S. Representative, District 4

Vote For 1

	TOTAL	VOTE %		Election Day	Early Voting	Ballot By Mail	Provisional Ballots	Limited Ballots
REP Pat Fallon	185	27.05%	<div><div></div></div>	58	121	6	0	0
DEM Iro Omere	477	69.74%	<div><div></div></div>	165	301	11	0	0
LIB John Simmons	22	3.22%	<div><div></div></div>	15	7	0	0	0
Total Votes Cast	684	100.00%	<div><div></div></div>	238	429	17	0	0
Overvotes	0			0	0	0	0	0
Undervotes	13			6	6	1	0	0
Contest Totals	697			244	435	18	0	0

Governor

Vote For 1

	TOTAL	VOTE %		Election Day	Early Voting	Ballot By Mail	Provisional Ballots	Limited Ballots
REP Greg Abbott	183	26.33%	<div><div></div></div>	58	119	6	0	0
DEM Beto O'Rourke	501	72.09%	<div><div></div></div>	177	313	11	0	0
LIB Mark Tippetts	7	1.01%	<div><div></div></div>	5	2	0	0	0
GRN Delilah Barrios	2	0.29%	<div><div></div></div>	2	0	0	0	0
Write-In Totals	2	0.29%	<div><div></div></div>	1	0	1	0	0
Total Votes Cast	695	100.00%	<div><div></div></div>	243	434	18	0	0
Overvotes	0			0	0	0	0	0
Undervotes	2			1	1	0	0	0
Contest Totals	697			244	435	18	0	0

Lieutenant Governor

Vote For 1

	TOTAL	VOTE %		Election Day	Early Voting	Ballot By Mail	Provisional Ballots	Limited Ballots
REP Dan Patrick	172	24.96%	<div><div></div></div>	55	111	6	0	0
DEM Mike Collier	495	71.84%	<div><div></div></div>	175	308	12	0	0
LIB Shanna Steele	22	3.19%	<div><div></div></div>	9	13	0	0	0
Total Votes Cast	689	100.00%	<div><div></div></div>	239	432	18	0	0
Overvotes	0			0	0	0	0	0
Undervotes	8			5	3	0	0	0
Contest Totals	697			244	435	18	0	0

Attorney General

Vote For 1

	TOTAL	VOTE %		Election Day	Early Voting	Ballot By Mail	Provisional Ballots	Limited Ballots
REP Ken Paxton	171	24.82%	<div><div></div></div>	57	110	4	0	0
DEM Rochelle Mercedes Garza	495	71.84%	<div><div></div></div>	175	306	14	0	0
LIB Mark Ash	23	3.34%	<div><div></div></div>	9	14	0	0	0
Total Votes Cast	689	100.00%	<div><div></div></div>	241	430	18	0	0
Overvotes	0			0	0	0	0	0
Undervotes	8			3	5	0	0	0
Contest Totals	697			244	435	18	0	0

PCT 088

Comptroller of Public Accounts

Vote For 1

	TOTAL	VOTE %		Election Day	Early Voting	Ballot By Mail	Provisional Ballots	Limited Ballots
REP Glenn Hegar	197	29.19%	<div><div></div></div>	65	126	6	0	0
DEM Janet T. Dudding	462	68.44%	<div><div></div></div>	160	291	11	0	0
LIB V. Alonzo Echevarria-Garza	16	2.37%	<div><div></div></div>	8	8	0	0	0
Total Votes Cast	675	100.00%	<div><div></div></div>	233	425	17	0	0
Overvotes	0			0	0	0	0	0
Undervotes	22			11	10	1	0	0
Contest Totals	697			244	435	18	0	0

Commissioner of the General Land Office

Vote For 1

	TOTAL	VOTE %		Election Day	Early Voting	Ballot By Mail	Provisional Ballots	Limited Ballots
REP Dawn Buckingham	189	27.88%	<div><div></div></div>	62	121	6	0	0
DEM Jay Kleberg	468	69.03%	<div><div></div></div>	161	296	11	0	0
GRN Alfred Molison, Jr	18	2.65%	<div><div></div></div>	10	8	0	0	0
Write-In Totals	3	0.44%	<div><div></div></div>	1	2	0	0	0
Total Votes Cast	678	100.00%	<div><div></div></div>	234	427	17	0	0
Overvotes	0			0	0	0	0	0
Undervotes	19			10	8	1	0	0
Contest Totals	697			244	435	18	0	0

Commissioner of Agriculture

Vote For 1

	TOTAL	VOTE %		Election Day	Early Voting	Ballot By Mail	Provisional Ballots	Limited Ballots
REP Sid Miller	191	28.17%	<div><div></div></div>	60	125	6	0	0
DEM Susan Hays	487	71.83%	<div><div></div></div>	174	302	11	0	0
Total Votes Cast	678	100.00%	<div><div></div></div>	234	427	17	0	0
Overvotes	0			0	0	0	0	0
Undervotes	19			10	8	1	0	0
Contest Totals	697			244	435	18	0	0

Railroad Commissioner

Vote For 1

	TOTAL	VOTE %		Election Day	Early Voting	Ballot By Mail	Provisional Ballots	Limited Ballots
REP Wayne Christian	186	27.31%	<div><div></div></div>	58	122	6	0	0
DEM Luke Warford	466	68.43%	<div><div></div></div>	161	294	11	0	0
LIB Jaime Andres Diez	21	3.08%	<div><div></div></div>	11	10	0	0	0
GRN Hunter Wayne Crow	8	1.17%	<div><div></div></div>	6	2	0	0	0
Total Votes Cast	681	100.00%	<div><div></div></div>	236	428	17	0	0
Overvotes	0			0	0	0	0	0
Undervotes	16			8	7	1	0	0
Contest Totals	697			244	435	18	0	0

PCT 088

Justice, Supreme Court, Place 3

Vote For 1

	TOTAL	VOTE %		Election Day	Early Voting	Ballot By Mail	Provisional Ballots	Limited Ballots
REP Debra Lehrmann	189	27.88%	<div><div></div></div>	60	122	7	0	0
DEM Erin A. Nowell	477	70.35%	<div><div></div></div>	163	303	11	0	0
LIB Thomas Edward Oxford	12	1.77%	<div><div></div></div>	8	4	0	0	0
Total Votes Cast	678	100.00%	<div><div></div></div>	231	429	18	0	0
Overvotes	0			0	0	0	0	0
Undervotes	19			13	6	0	0	0
Contest Totals	697			244	435	18	0	0

Justice, Supreme Court, Place 5

Vote For 1

	TOTAL	VOTE %		Election Day	Early Voting	Ballot By Mail	Provisional Ballots	Limited Ballots
REP Rebeca Huddle	192	28.40%	<div><div></div></div>	65	121	6	0	0
DEM Amanda Reichel	484	71.60%	<div><div></div></div>	167	307	10	0	0
Total Votes Cast	676	100.00%	<div><div></div></div>	232	428	16	0	0
Overvotes	0			0	0	0	0	0
Undervotes	21			12	7	2	0	0
Contest Totals	697			244	435	18	0	0

Justice, Supreme Court, Place 9

Vote For 1

	TOTAL	VOTE %		Election Day	Early Voting	Ballot By Mail	Provisional Ballots	Limited Ballots
REP Evan Young	191	28.25%	<div><div></div></div>	62	123	6	0	0
DEM Julia Maldonado	485	71.75%	<div><div></div></div>	170	304	11	0	0
Total Votes Cast	676	100.00%	<div><div></div></div>	232	427	17	0	0
Overvotes	0			0	0	0	0	0
Undervotes	21			12	8	1	0	0
Contest Totals	697			244	435	18	0	0

Judge, Court of Criminal Appeals, Place 5

Vote For 1

	TOTAL	VOTE %		Election Day	Early Voting	Ballot By Mail	Provisional Ballots	Limited Ballots
REP Scott Walker	189	27.96%	<div><div></div></div>	61	121	7	0	0
DEM Dana Huffman	487	72.04%	<div><div></div></div>	170	307	10	0	0
Total Votes Cast	676	100.00%	<div><div></div></div>	231	428	17	0	0
Overvotes	0			0	0	0	0	0
Undervotes	21			13	7	1	0	0
Contest Totals	697			244	435	18	0	0

PCT 088

Judge, Court of Criminal Appeals, Place 6

Vote For 1

	TOTAL	VOTE %		Election Day	Early Voting	Ballot By Mail	Provisional Ballots	Limited Ballots
REP Jesse F. McClure, III	191	28.51%	<div><div></div></div>	60	125	6	0	0
DEM Robert Johnson	479	71.49%	<div><div></div></div>	167	301	11	0	0
Total Votes Cast	670	100.00%	<div><div></div></div>	227	426	17	0	0
Overvotes	0			0	0	0	0	0
Undervotes	27			17	9	1	0	0
Contest Totals	697			244	435	18	0	0

Member, State Board of Education, District 12 CCD

Vote For 1

	TOTAL	VOTE %		Election Day	Early Voting	Ballot By Mail	Provisional Ballots	Limited Ballots
REP Pam Little	183	27.23%	<div><div></div></div>	59	118	6	0	0
DEM Alex Cornwallis	463	68.90%	<div><div></div></div>	157	295	11	0	0
LIB Christy Mowrey	25	3.72%	<div><div></div></div>	13	12	0	0	0
Write-In Totals	1	0.15%	<div><div></div></div>	0	1	0	0	0
Total Votes Cast	672	100.00%	<div><div></div></div>	229	426	17	0	0
Overvotes	0			0	0	0	0	0
Undervotes	25			15	9	1	0	0
Contest Totals	697			244	435	18	0	0

State Senator, District 2

Vote For 1

	TOTAL	VOTE %		Election Day	Early Voting	Ballot By Mail	Provisional Ballots	Limited Ballots
REP Bob Hall	191	28.64%	<div><div></div></div>	62	123	6	0	0
DEM Prince S. Giadolor	476	71.36%	<div><div></div></div>	165	300	11	0	0
Total Votes Cast	667	100.00%	<div><div></div></div>	227	423	17	0	0
Overvotes	0			0	0	0	0	0
Undervotes	30			17	12	1	0	0
Contest Totals	697			244	435	18	0	0

State Representative, District 70




Vote For 1

	TOTAL	VOTE %		Election Day	Early Voting	Ballot By Mail	Provisional Ballots	Limited Ballots
REP Jamee Jolly	198	29.42%	<div><div></div></div>	69	123	6	0	0
DEM Mihaela Elizabeth Plesa	475	70.58%	<div><div></div></div>	165	299	11	0	0
Total Votes Cast	673	100.00%	<div><div></div></div>	234	422	17	0	0
Overvotes	0			0	0	0	0	0
Undervotes	24			10	13	1	0	0
Contest Totals	697			244	435	18	0	0

PCT 088




Justice, 5th Court of Appeals District, Place 4

Vote For 1

	TOTAL	VOTE %	Election Day	Early Voting	Ballot By Mail	Provisional Ballots	Limited Ballots
REP Emily A. Miskel	190	28.36% 	62	122	6	0	0
DEM Maricela Moore	480	71.64% 	167	303	10	0	0
Total Votes Cast	670	100.00% 	229	425	16	0	0
Overvotes	0		0	0	0	0	0
Undervotes	27		15	10	2	0	0
Contest Totals	697		244	435	18	0	0




Justice, 5th Court of Appeals District, Place 7

Vote For 1

	TOTAL	VOTE %	Election Day	Early Voting	Ballot By Mail	Provisional Ballots	Limited Ballots
REP Kristina Williams	191	28.46% 	63	122	6	0	0
DEM Nancy Kennedy	480	71.54% 	168	302	10	0	0
Total Votes Cast	671	100.00% 	231	424	16	0	0
Overvotes	0		0	0	0	0	0
Undervotes	26		13	11	2	0	0
Contest Totals	697		244	435	18	0	0




County Judge CCD

Vote For 1

	TOTAL	VOTE %	Election Day	Early Voting	Ballot By Mail	Provisional Ballots	Limited Ballots
REP Chris Hill	187	27.95% 	59	122	6	0	0
DEM Joshua Murray	482	72.05% 	169	303	10	0	0
Total Votes Cast	669	100.00% 	228	425	16	0	0
Overvotes	0		0	0	0	0	0
Undervotes	28		16	10	2	0	0
Contest Totals	697		244	435	18	0	0

District Clerk CCD

Vote For 1

	TOTAL	VOTE %	Election Day	Early Voting	Ballot By Mail	Provisional Ballots	Limited Ballots
REP Mike Gould	192	28.74% 	64	122	6	0	0
DEM David Brignac	476	71.26% 	164	302	10	0	0
Total Votes Cast	668	100.00% 	228	424	16	0	0
Overvotes	0		0	0	0	0	0
Undervotes	29		16	11	2	0	0
Contest Totals	697		244	435	18	0	0

PCT 088

County Commissioner, Precinct 4

Vote For 1

	TOTAL	VOTE %		Election Day	Early Voting	Ballot By Mail	Provision al Ballots	Limited Ballots
REP Duncan Webb	188	28.06%	<div><div></div></div>	62	120	6	0	0
DEM Jeffrey Williams	482	71.94%	<div><div></div></div>	167	305	10	0	0
Total Votes Cast	670	100.00%	<div><div></div></div>	229	425	16	0	0
Overvotes	0			0	0	0	0	0
Undervotes	27			15	10	2	0	0
Contest Totals	697			244	435	18	0	0

Justice of the Peace, Precinct 3

Vote For 1

	TOTAL	VOTE %		Election Day	Early Voting	Ballot By Mail	Provision al Ballots	Limited Ballots
REP Mike Missildine	189	28.08%	<div><div></div></div>	65	118	6	0	0
DEM Irvin Lynn Barrett	484	71.92%	<div><div></div></div>	167	307	10	0	0
Total Votes Cast	673	100.00%	<div><div></div></div>	232	425	16	0	0
Overvotes	0			0	0	0	0	0
Undervotes	24			12	10	2	0	0
Contest Totals	697			244	435	18	0	0

PCT 089

U. S. Representative, District 4

Vote For 1

	TOTAL	VOTE %		Election Day	Early Voting	Ballot By Mail	Provisional Ballots	Limited Ballots
REP Pat Fallon	903	51.39%	<div><div></div></div>	205	674	24	0	0
DEM Iro Omere	814	46.33%	<div><div></div></div>	165	600	48	1	0
LIB John Simmons	40	2.28%	<div><div></div></div>	14	24	2	0	0
Total Votes Cast	1,757	100.00%	<div><div></div></div>	384	1,298	74	1	0
Overvotes	0			0	0	0	0	0
Undervotes	26			10	16	0	0	0
Contest Totals	1,783			394	1,314	74	1	0

Governor

Vote For 1

	TOTAL	VOTE %		Election Day	Early Voting	Ballot By Mail	Provisional Ballots	Limited Ballots
REP Greg Abbott	870	48.99%	<div><div></div></div>	187	662	21	0	0
DEM Beto O'Rourke	883	49.72%	<div><div></div></div>	196	633	53	1	0
LIB Mark Tippetts	21	1.18%	<div><div></div></div>	6	15	0	0	0
GRN Delilah Barrios	0	0.00%	<div><div></div></div>	0	0	0	0	0
Write-In Totals	2	0.11%	<div><div></div></div>	1	1	0	0	0
Total Votes Cast	1,776	100.00%	<div><div></div></div>	390	1,311	74	1	0
Overvotes	0			0	0	0	0	0
Undervotes	7			4	3	0	0	0
Contest Totals	1,783			394	1,314	74	1	0

Lieutenant Governor

Vote For 1

	TOTAL	VOTE %		Election Day	Early Voting	Ballot By Mail	Provisional Ballots	Limited Ballots
REP Dan Patrick	838	47.37%	<div><div></div></div>	187	632	19	0	0
DEM Mike Collier	893	50.48%	<div><div></div></div>	192	645	55	1	0
LIB Shanna Steele	38	2.15%	<div><div></div></div>	11	27	0	0	0
Total Votes Cast	1,769	100.00%	<div><div></div></div>	390	1,304	74	1	0
Overvotes	0			0	0	0	0	0
Undervotes	14			4	10	0	0	0
Contest Totals	1,783			394	1,314	74	1	0

Attorney General

Vote For 1

	TOTAL	VOTE %		Election Day	Early Voting	Ballot By Mail	Provisional Ballots	Limited Ballots
REP Ken Paxton	823	46.97%	<div><div></div></div>	189	616	18	0	0
DEM Rochelle Mercedes Garza	876	50.00%	<div><div></div></div>	184	638	53	1	0
LIB Mark Ash	53	3.03%	<div><div></div></div>	13	38	2	0	0
Total Votes Cast	1,752	100.00%	<div><div></div></div>	386	1,292	73	1	0
Overvotes	0			0	0	0	0	0
Undervotes	31			8	22	1	0	0
Contest Totals	1,783			394	1,314	74	1	0

PCT 089

Comptroller of Public Accounts

Vote For 1

	TOTAL	VOTE %		Election Day	Early Voting	Ballot By Mail	Provisional Ballots	Limited Ballots
REP Glenn Hegar	924	52.71%	<div><div></div></div>	210	690	24	0	0
DEM Janet T. Dudding	800	45.64%	<div><div></div></div>	164	586	49	1	0
LIB V. Alonzo Echevarria-Garza	29	1.65%	<div><div></div></div>	11	18	0	0	0
Total Votes Cast	1,753	100.00%	<div><div></div></div>	385	1,294	73	1	0
Overvotes	0			0	0	0	0	0
Undervotes	30			9	20	1	0	0
Contest Totals	1,783			394	1,314	74	1	0

Commissioner of the General Land Office

Vote For 1

	TOTAL	VOTE %		Election Day	Early Voting	Ballot By Mail	Provisional Ballots	Limited Ballots
REP Dawn Buckingham	904	51.86%	<div><div></div></div>	207	676	21	0	0
DEM Jay Kleberg	821	47.10%	<div><div></div></div>	166	601	53	1	0
GRN Alfred Molison, Jr	17	0.98%	<div><div></div></div>	6	11	0	0	0
Write-In Totals	1	0.06%	<div><div></div></div>	0	1	0	0	0
Total Votes Cast	1,743	100.00%	<div><div></div></div>	379	1,289	74	1	0
Overvotes	0			0	0	0	0	0
Undervotes	40			15	25	0	0	0
Contest Totals	1,783			394	1,314	74	1	0

Commissioner of Agriculture

Vote For 1

	TOTAL	VOTE %		Election Day	Early Voting	Ballot By Mail	Provisional Ballots	Limited Ballots
REP Sid Miller	899	51.67%	<div><div></div></div>	206	671	22	0	0
DEM Susan Hays	841	48.33%	<div><div></div></div>	172	616	52	1	0
Total Votes Cast	1,740	100.00%	<div><div></div></div>	378	1,287	74	1	0
Overvotes	0			0	0	0	0	0
Undervotes	43			16	27	0	0	0
Contest Totals	1,783			394	1,314	74	1	0

Railroad Commissioner

Vote For 1

	TOTAL	VOTE %		Election Day	Early Voting	Ballot By Mail	Provisional Ballots	Limited Ballots
REP Wayne Christian	888	50.95%	<div><div></div></div>	204	664	20	0	0
DEM Luke Warford	813	46.64%	<div><div></div></div>	166	592	54	1	0
LIB Jaime Andres Diez	33	1.89%	<div><div></div></div>	9	24	0	0	0
GRN Hunter Wayne Crow	9	0.52%	<div><div></div></div>	2	7	0	0	0
Total Votes Cast	1,743	100.00%	<div><div></div></div>	381	1,287	74	1	0
Overvotes	0			0	0	0	0	0
Undervotes	40			13	27	0	0	0
Contest Totals	1,783			394	1,314	74	1	0

PCT 089

Justice, Supreme Court, Place 3

Vote For 1

	TOTAL	VOTE %		Election Day	Early Voting	Ballot By Mail	Provisional Ballots	Limited Ballots
REP Debra Lehrmann	893	51.35%	<div><div></div></div>	201	670	22	0	0
DEM Erin A. Nowell	819	47.10%	<div><div></div></div>	171	597	50	1	0
LIB Thomas Edward Oxford	27	1.55%	<div><div></div></div>	10	17	0	0	0
Total Votes Cast	1,739	100.00%	<div><div></div></div>	382	1,284	72	1	0
Overvotes	0			0	0	0	0	0
Undervotes	44			12	30	2	0	0
Contest Totals	1,783			394	1,314	74	1	0

Justice, Supreme Court, Place 5

Vote For 1

	TOTAL	VOTE %		Election Day	Early Voting	Ballot By Mail	Provisional Ballots	Limited Ballots
REP Rebeca Huddle	894	51.62%	<div><div></div></div>	200	673	21	0	0
DEM Amanda Reichel	838	48.38%	<div><div></div></div>	180	608	49	1	0
Total Votes Cast	1,732	100.00%	<div><div></div></div>	380	1,281	70	1	0
Overvotes	0			0	0	0	0	0
Undervotes	51			14	33	4	0	0
Contest Totals	1,783			394	1,314	74	1	0

Justice, Supreme Court, Place 9

Vote For 1

	TOTAL	VOTE %		Election Day	Early Voting	Ballot By Mail	Provisional Ballots	Limited Ballots
REP Evan Young	899	51.97%	<div><div></div></div>	202	675	22	0	0
DEM Julia Maldonado	831	48.03%	<div><div></div></div>	178	603	49	1	0
Total Votes Cast	1,730	100.00%	<div><div></div></div>	380	1,278	71	1	0
Overvotes	0			0	0	0	0	0
Undervotes	53			14	36	3	0	0
Contest Totals	1,783			394	1,314	74	1	0

Judge, Court of Criminal Appeals, Place 5

Vote For 1

	TOTAL	VOTE %		Election Day	Early Voting	Ballot By Mail	Provisional Ballots	Limited Ballots
REP Scott Walker	902	52.23%	<div><div></div></div>	205	675	22	0	0
DEM Dana Huffman	825	47.77%	<div><div></div></div>	175	601	48	1	0
Total Votes Cast	1,727	100.00%	<div><div></div></div>	380	1,276	70	1	0
Overvotes	0			0	0	0	0	0
Undervotes	56			14	38	4	0	0
Contest Totals	1,783			394	1,314	74	1	0

PCT 089

Judge, Court of Criminal Appeals, Place 6

Vote For 1

	TOTAL	VOTE %		Election Day	Early Voting	Ballot By Mail	Provisional Ballots	Limited Ballots
REP Jesse F. McClure, III	895	51.97%	<div><div></div></div>	203	669	23	0	0
DEM Robert Johnson	827	48.03%	<div><div></div></div>	173	606	47	1	0
Total Votes Cast	1,722	100.00%	<div><div></div></div>	376	1,275	70	1	0
Overvotes	0			0	0	0	0	0
Undervotes	61			18	39	4	0	0
Contest Totals	1,783			394	1,314	74	1	0

Member, State Board of Education, District 12 CCD

Vote For 1

	TOTAL	VOTE %		Election Day	Early Voting	Ballot By Mail	Provisional Ballots	Limited Ballots
REP Pam Little	888	51.21%	<div><div></div></div>	201	666	21	0	0
DEM Alex Cornwallis	800	46.14%	<div><div></div></div>	162	588	49	1	0
LIB Christy Mowrey	45	2.60%	<div><div></div></div>	15	30	0	0	0
Write-In Totals	1	0.06%	<div><div></div></div>	0	1	0	0	0
Total Votes Cast	1,734	100.00%	<div><div></div></div>	378	1,285	70	1	0
Overvotes	0			0	0	0	0	0
Undervotes	49			16	29	4	0	0
Contest Totals	1,783			394	1,314	74	1	0

State Senator, District 8

Vote For 1

	TOTAL	VOTE %		Election Day	Early Voting	Ballot By Mail	Provisional Ballots	Limited Ballots
REP Angela Paxton	840	48.36%	<div><div></div></div>	198	624	18	0	0
DEM Jonathan Cocks	856	49.28%	<div><div></div></div>	171	629	55	1	0
LIB Edward Kless	41	2.36%	<div><div></div></div>	10	31	0	0	0
Total Votes Cast	1,737	100.00%	<div><div></div></div>	379	1,284	73	1	0
Overvotes	0			0	0	0	0	0
Undervotes	46			15	30	1	0	0
Contest Totals	1,783			394	1,314	74	1	0

State Representative, District 66

Vote For 1

	TOTAL	VOTE %		Election Day	Early Voting	Ballot By Mail	Provisional Ballots	Limited Ballots
REP Matt Shaheen	933	53.65%	<div><div></div></div>	211	698	24	0	0
DEM Jesse Ringness	806	46.35%	<div><div></div></div>	172	585	48	1	0
Total Votes Cast	1,739	100.00%	<div><div></div></div>	383	1,283	72	1	0
Overvotes	0			0	0	0	0	0
Undervotes	44			11	31	2	0	0
Contest Totals	1,783			394	1,314	74	1	0

PCT 089

Justice, 5th Court of Appeals District, Place 4

Vote For 1

	TOTAL	VOTE %		Election Day	Early Voting	Ballot By Mail	Provisional Ballots	Limited Ballots
REP Emily A. Miskel	904	52.65%	<div><div></div></div>	206	676	22	0	0
DEM Maricela Moore	813	47.35%	<div><div></div></div>	169	597	46	1	0
Total Votes Cast	1,717	100.00%	<div><div></div></div>	375	1,273	68	1	0
Overvotes	0			0	0	0	0	0
Undervotes	66			19	41	6	0	0
Contest Totals	1,783			394	1,314	74	1	0

Justice, 5th Court of Appeals District, Place 7

Vote For 1

	TOTAL	VOTE %		Election Day	Early Voting	Ballot By Mail	Provisional Ballots	Limited Ballots
REP Kristina Williams	889	51.75%	<div><div></div></div>	199	670	20	0	0
DEM Nancy Kennedy	829	48.25%	<div><div></div></div>	177	604	47	1	0
Total Votes Cast	1,718	100.00%	<div><div></div></div>	376	1,274	67	1	0
Overvotes	0			0	0	0	0	0
Undervotes	65			18	40	7	0	0
Contest Totals	1,783			394	1,314	74	1	0

County Judge CCD

Vote For 1

	TOTAL	VOTE %		Election Day	Early Voting	Ballot By Mail	Provisional Ballots	Limited Ballots
REP Chris Hill	908	52.30%	<div><div></div></div>	207	677	24	0	0
DEM Joshua Murray	828	47.70%	<div><div></div></div>	173	608	46	1	0
Total Votes Cast	1,736	100.00%	<div><div></div></div>	380	1,285	70	1	0
Overvotes	0			0	0	0	0	0
Undervotes	47			14	29	4	0	0
Contest Totals	1,783			394	1,314	74	1	0

District Clerk CCD

Vote For 1

	TOTAL	VOTE %		Election Day	Early Voting	Ballot By Mail	Provisional Ballots	Limited Ballots
REP Mike Gould	911	53.00%	<div><div></div></div>	208	680	23	0	0
DEM David Brignac	808	47.00%	<div><div></div></div>	166	594	47	1	0
Total Votes Cast	1,719	100.00%	<div><div></div></div>	374	1,274	70	1	0
Overvotes	0			0	0	0	0	0
Undervotes	64			20	40	4	0	0
Contest Totals	1,783			394	1,314	74	1	0

PCT 089

Justice of the Peace, Precinct 4

Vote For 1

	TOTAL	VOTE %		Election Day	Early Voting	Ballot By Mail	Provision al Ballots	Limited Ballots
REP Vincent Venegoni	891	52.07%	<div><div></div></div>	204	665	22	0	0
DEM Adam Kern	820	47.93%	<div><div></div></div>	170	603	46	1	0
Total Votes Cast	1,711	100.00%	<div><div></div></div>	374	1,268	68	1	0
Overvotes	0			0	0	0	0	0
Undervotes	72			20	46	6	0	0
Contest Totals	1,783			394	1,314	74	1	0

PCT 090

U. S. Representative District 3

Vote For 1

	TOTAL	VOTE %		Election Day	Early Voting	Ballot By Mail	Provisional Ballots	Limited Ballots
REP Keith Self	1,209	63.33%	<div><div></div></div>	221	936	52	0	0
DEM Sandeep Srivastava	660	34.57%	<div><div></div></div>	133	481	46	0	0
LIB Christopher Claytor	40	2.10%	<div><div></div></div>	10	27	3	0	0
Total Votes Cast	1,909	100.00%	<div><div></div></div>	364	1,444	101	0	0
Overvotes	0			0	0	0	0	0
Undervotes	25			5	17	3	0	0
Contest Totals	1,934			369	1,461	104	0	0

Governor

Vote For 1

	TOTAL	VOTE %		Election Day	Early Voting	Ballot By Mail	Provisional Ballots	Limited Ballots
REP Greg Abbott	1,189	61.70%	<div><div></div></div>	210	925	54	0	0
DEM Beto O'Rourke	719	37.31%	<div><div></div></div>	151	520	48	0	0
LIB Mark Tippetts	15	0.78%	<div><div></div></div>	4	10	1	0	0
GRN Delilah Barrios	3	0.16%	<div><div></div></div>	1	2	0	0	0
Write-In Totals	2	0.10%	<div><div></div></div>	2	0	0	0	0
Total Votes Cast	1,927	100.00%	<div><div></div></div>	367	1,457	103	0	0
Overvotes	0			0	0	0	0	0
Undervotes	7			2	4	1	0	0
Contest Totals	1,934			369	1,461	104	0	0

Lieutenant Governor

Vote For 1

	TOTAL	VOTE %		Election Day	Early Voting	Ballot By Mail	Provisional Ballots	Limited Ballots
REP Dan Patrick	1,105	57.91%	<div><div></div></div>	198	856	51	0	0
DEM Mike Collier	761	39.88%	<div><div></div></div>	151	561	49	0	0
LIB Shanna Steele	42	2.20%	<div><div></div></div>	11	30	1	0	0
Total Votes Cast	1,908	100.00%	<div><div></div></div>	360	1,447	101	0	0
Overvotes	0			0	0	0	0	0
Undervotes	26			9	14	3	0	0
Contest Totals	1,934			369	1,461	104	0	0

Attorney General

Vote For 1

	TOTAL	VOTE %		Election Day	Early Voting	Ballot By Mail	Provisional Ballots	Limited Ballots
REP Ken Paxton	1,041	55.52%	<div><div></div></div>	186	805	50	0	0
DEM Rochelle Mercedes Garza	767	40.91%	<div><div></div></div>	157	564	46	0	0
LIB Mark Ash	67	3.57%	<div><div></div></div>	18	45	4	0	0
Total Votes Cast	1,875	100.00%	<div><div></div></div>	361	1,414	100	0	0
Overvotes	0			0	0	0	0	0
Undervotes	59			8	47	4	0	0
Contest Totals	1,934			369	1,461	104	0	0

PCT 090

Comptroller of Public Accounts

Vote For 1

	TOTAL	VOTE %		Election Day	Early Voting	Ballot By Mail	Provisional Ballots	Limited Ballots
REP Glenn Hegar	1,262	66.63%	<div><div></div></div>	228	981	53	0	0
DEM Janet T. Dudding	613	32.37%	<div><div></div></div>	123	441	49	0	0
LIB V. Alonzo Echevarria-Garza	19	1.00%	<div><div></div></div>	6	13	0	0	0
Total Votes Cast	1,894	100.00%	<div><div></div></div>	357	1,435	102	0	0
Overvotes	0			0	0	0	0	0
Undervotes	40			12	26	2	0	0
Contest Totals	1,934			369	1,461	104	0	0

Commissioner of the General Land Office

Vote For 1

	TOTAL	VOTE %		Election Day	Early Voting	Ballot By Mail	Provisional Ballots	Limited Ballots
REP Dawn Buckingham	1,205	63.93%	<div><div></div></div>	228	925	52	0	0
DEM Jay Kleberg	666	35.33%	<div><div></div></div>	118	498	50	0	0
GRN Alfred Molison, Jr	13	0.69%	<div><div></div></div>	5	8	0	0	0
Write-In Totals	1	0.05%	<div><div></div></div>	0	1	0	0	0
Total Votes Cast	1,885	100.00%	<div><div></div></div>	351	1,432	102	0	0
Overvotes	0			0	0	0	0	0
Undervotes	49			18	29	2	0	0
Contest Totals	1,934			369	1,461	104	0	0

Commissioner of Agriculture

Vote For 1

	TOTAL	VOTE %		Election Day	Early Voting	Ballot By Mail	Provisional Ballots	Limited Ballots
REP Sid Miller	1,199	63.78%	<div><div></div></div>	224	924	51	0	0
DEM Susan Hays	681	36.22%	<div><div></div></div>	126	505	50	0	0
Total Votes Cast	1,880	100.00%	<div><div></div></div>	350	1,429	101	0	0
Overvotes	0			0	0	0	0	0
Undervotes	54			19	32	3	0	0
Contest Totals	1,934			369	1,461	104	0	0

Railroad Commissioner

Vote For 1

	TOTAL	VOTE %		Election Day	Early Voting	Ballot By Mail	Provisional Ballots	Limited Ballots
REP Wayne Christian	1,210	64.33%	<div><div></div></div>	227	931	52	0	0
DEM Luke Warford	629	33.44%	<div><div></div></div>	114	468	47	0	0
LIB Jaime Andres Diez	33	1.75%	<div><div></div></div>	10	23	0	0	0
GRN Hunter Wayne Crow	9	0.48%	<div><div></div></div>	0	7	2	0	0
Total Votes Cast	1,881	100.00%	<div><div></div></div>	351	1,429	101	0	0
Overvotes	0			0	0	0	0	0
Undervotes	53			18	32	3	0	0
Contest Totals	1,934			369	1,461	104	0	0

PCT 090

Justice, Supreme Court, Place 3

Vote For 1

	TOTAL	VOTE %		Election Day	Early Voting	Ballot By Mail	Provisional Ballots	Limited Ballots
REP Debra Lehrmann	1,218	64.75%	<div><div></div></div>	214	951	53	0	0
DEM Erin A. Nowell	638	33.92%	<div><div></div></div>	129	460	49	0	0
LIB Thomas Edward Oxford	25	1.33%	<div><div></div></div>	10	15	0	0	0
Total Votes Cast	1,881	100.00%	<div><div></div></div>	353	1,426	102	0	0
Overvotes	0			0	0	0	0	0
Undervotes	53			16	35	2	0	0
Contest Totals	1,934			369	1,461	104	0	0

Justice, Supreme Court, Place 5

Vote For 1

	TOTAL	VOTE %		Election Day	Early Voting	Ballot By Mail	Provisional Ballots	Limited Ballots
REP Rebeca Huddle	1,217	64.84%	<div><div></div></div>	217	947	53	0	0
DEM Amanda Reichel	660	35.16%	<div><div></div></div>	134	477	49	0	0
Total Votes Cast	1,877	100.00%	<div><div></div></div>	351	1,424	102	0	0
Overvotes	0			0	0	0	0	0
Undervotes	57			18	37	2	0	0
Contest Totals	1,934			369	1,461	104	0	0

Justice, Supreme Court, Place 9

Vote For 1

	TOTAL	VOTE %		Election Day	Early Voting	Ballot By Mail	Provisional Ballots	Limited Ballots
REP Evan Young	1,215	64.80%	<div><div></div></div>	212	950	53	0	0
DEM Julia Maldonado	660	35.20%	<div><div></div></div>	134	477	49	0	0
Total Votes Cast	1,875	100.00%	<div><div></div></div>	346	1,427	102	0	0
Overvotes	0			0	0	0	0	0
Undervotes	59			23	34	2	0	0
Contest Totals	1,934			369	1,461	104	0	0

Judge, Court of Criminal Appeals, Place 5

Vote For 1

	TOTAL	VOTE %		Election Day	Early Voting	Ballot By Mail	Provisional Ballots	Limited Ballots
REP Scott Walker	1,223	65.44%	<div><div></div></div>	218	953	52	0	0
DEM Dana Huffman	646	34.56%	<div><div></div></div>	128	469	49	0	0
Total Votes Cast	1,869	100.00%	<div><div></div></div>	346	1,422	101	0	0
Overvotes	0			0	0	0	0	0
Undervotes	65			23	39	3	0	0
Contest Totals	1,934			369	1,461	104	0	0

PCT 090

Judge, Court of Criminal Appeals, Place 6

Vote For 1

	TOTAL	VOTE %		Election Day	Early Voting	Ballot By Mail	Provisional Ballots	Limited Ballots
REP Jesse F. McClure, III	1,225	66.00%	<div><div></div></div>	222	951	52	0	0
DEM Robert Johnson	631	34.00%	<div><div></div></div>	121	461	49	0	0
Total Votes Cast	1,856	100.00%	<div><div></div></div>	343	1,412	101	0	0
Overvotes	0			0	0	0	0	0
Undervotes	78			26	49	3	0	0
Contest Totals	1,934			369	1,461	104	0	0

Member, State Board of Education, District 12 CCD

Vote For 1

	TOTAL	VOTE %		Election Day	Early Voting	Ballot By Mail	Provisional Ballots	Limited Ballots
REP Pam Little	1,186	63.42%	<div><div></div></div>	213	920	53	0	0
DEM Alex Cornwallis	633	33.85%	<div><div></div></div>	129	458	46	0	0
LIB Christy Mowrey	49	2.62%	<div><div></div></div>	5	42	2	0	0
Write-In Totals	2	0.11%	<div><div></div></div>	1	1	0	0	0
Total Votes Cast	1,870	100.00%	<div><div></div></div>	348	1,421	101	0	0
Overvotes	0			0	0	0	0	0
Undervotes	64			21	40	3	0	0
Contest Totals	1,934			369	1,461	104	0	0

State Senator, District 8

Vote For 1

	TOTAL	VOTE %		Election Day	Early Voting	Ballot By Mail	Provisional Ballots	Limited Ballots
REP Angela Paxton	1,102	59.34%	<div><div></div></div>	198	853	51	0	0
DEM Jonathan Cocks	707	38.07%	<div><div></div></div>	140	517	50	0	0
LIB Edward Kless	48	2.58%	<div><div></div></div>	10	37	1	0	0
Total Votes Cast	1,857	100.00%	<div><div></div></div>	348	1,407	102	0	0
Overvotes	0			0	0	0	0	0
Undervotes	77			21	54	2	0	0
Contest Totals	1,934			369	1,461	104	0	0

State Representative, District 66

Vote For 1

	TOTAL	VOTE %		Election Day	Early Voting	Ballot By Mail	Provisional Ballots	Limited Ballots
REP Matt Shaheen	1,244	66.24%	<div><div></div></div>	226	963	55	0	0
DEM Jesse Ringness	634	33.76%	<div><div></div></div>	124	462	48	0	0
Total Votes Cast	1,878	100.00%	<div><div></div></div>	350	1,425	103	0	0
Overvotes	0			0	0	0	0	0
Undervotes	56			19	36	1	0	0
Contest Totals	1,934			369	1,461	104	0	0

PCT 090

Justice, 5th Court of Appeals District, Place 4

Vote For 1

	TOTAL	VOTE %		Election Day	Early Voting	Ballot By Mail	Provisional Ballots	Limited Ballots
REP Emily A. Miskel	1,208	65.47%	<div><div></div></div>	213	945	50	0	0
DEM Maricela Moore	637	34.53%	<div><div></div></div>	125	464	48	0	0
Total Votes Cast	1,845	100.00%	<div><div></div></div>	338	1,409	98	0	0
Overvotes	0			0	0	0	0	0
Undervotes	89			31	52	6	0	0
Contest Totals	1,934			369	1,461	104	0	0

Justice, 5th Court of Appeals District, Place 7

Vote For 1

	TOTAL	VOTE %		Election Day	Early Voting	Ballot By Mail	Provisional Ballots	Limited Ballots
REP Kristina Williams	1,202	65.15%	<div><div></div></div>	214	937	51	0	0
DEM Nancy Kennedy	643	34.85%	<div><div></div></div>	124	471	48	0	0
Total Votes Cast	1,845	100.00%	<div><div></div></div>	338	1,408	99	0	0
Overvotes	0			0	0	0	0	0
Undervotes	89			31	53	5	0	0
Contest Totals	1,934			369	1,461	104	0	0

County Judge CCD

Vote For 1

	TOTAL	VOTE %		Election Day	Early Voting	Ballot By Mail	Provisional Ballots	Limited Ballots
REP Chris Hill	1,224	65.67%	<div><div></div></div>	227	945	52	0	0
DEM Joshua Murray	640	34.33%	<div><div></div></div>	120	473	47	0	0
Total Votes Cast	1,864	100.00%	<div><div></div></div>	347	1,418	99	0	0
Overvotes	0			0	0	0	0	0
Undervotes	70			22	43	5	0	0
Contest Totals	1,934			369	1,461	104	0	0

District Clerk CCD

Vote For 1

	TOTAL	VOTE %		Election Day	Early Voting	Ballot By Mail	Provisional Ballots	Limited Ballots
REP Mike Gould	1,208	65.55%	<div><div></div></div>	219	938	51	0	0
DEM David Brignac	635	34.45%	<div><div></div></div>	117	471	47	0	0
Total Votes Cast	1,843	100.00%	<div><div></div></div>	336	1,409	98	0	0
Overvotes	0			0	0	0	0	0
Undervotes	91			33	52	6	0	0
Contest Totals	1,934			369	1,461	104	0	0

PCT 090

County Commissioner, Precinct 4

Vote For 1

	TOTAL	VOTE %		Election Day	Early Voting	Ballot By Mail	Provisional Ballots	Limited Ballots
REP Duncan Webb	1,244	66.77%	<div><div></div></div>	224	968	52	0	0
DEM Jeffrey Williams	619	33.23%	<div><div></div></div>	115	457	47	0	0
Total Votes Cast	1,863	100.00%	<div><div></div></div>	339	1,425	99	0	0
Overvotes	0			0	0	0	0	0
Undervotes	71			30	36	5	0	0
Contest Totals	1,934			369	1,461	104	0	0

Justice of the Peace, Precinct 4

Vote For 1

	TOTAL	VOTE %		Election Day	Early Voting	Ballot By Mail	Provisional Ballots	Limited Ballots
REP Vincent Venegoni	1,212	65.58%	<div><div></div></div>	217	945	50	0	0
DEM Adam Kern	636	34.42%	<div><div></div></div>	120	468	48	0	0
Total Votes Cast	1,848	100.00%	<div><div></div></div>	337	1,413	98	0	0
Overvotes	0			0	0	0	0	0
Undervotes	86			32	48	6	0	0
Contest Totals	1,934			369	1,461	104	0	0

PCT 091

U. S. Representative District 3

Vote For 1

	TOTAL	VOTE %		Election Day	Early Voting	Ballot By Mail	Provisional Ballots	Limited Ballots
REP Keith Self	662	48.60%	<div><div></div></div>	181	460	20	1	0
DEM Sandeep Srivastava	674	49.49%	<div><div></div></div>	119	528	27	0	0
LIB Christopher Claytor	26	1.91%	<div><div></div></div>	9	16	1	0	0
Total Votes Cast	1,362	100.00%	<div><div></div></div>	309	1,004	48	1	0
Overvotes	0			0	0	0	0	0
Undervotes	22			5	17	0	0	0
Contest Totals	1,384			314	1,021	48	1	0

Governor

Vote For 1

	TOTAL	VOTE %		Election Day	Early Voting	Ballot By Mail	Provisional Ballots	Limited Ballots
REP Greg Abbott	637	46.19%	<div><div></div></div>	176	442	18	1	0
DEM Beto O'Rourke	721	52.28%	<div><div></div></div>	126	565	30	0	0
LIB Mark Tippetts	14	1.02%	<div><div></div></div>	7	7	0	0	0
GRN Delilah Barrios	3	0.22%	<div><div></div></div>	2	1	0	0	0
Write-In Totals	5	0.36%	<div><div></div></div>	4	1	0	0	0
Total Votes Cast	1,379	100.00%	<div><div></div></div>	314	1,016	48	1	0
Overvotes	0			0	0	0	0	0
Undervotes	5			0	5	0	0	0
Contest Totals	1,384			314	1,021	48	1	0

Lieutenant Governor

Vote For 1

	TOTAL	VOTE %		Election Day	Early Voting	Ballot By Mail	Provisional Ballots	Limited Ballots
REP Dan Patrick	613	44.91%	<div><div></div></div>	173	423	16	1	0
DEM Mike Collier	735	53.85%	<div><div></div></div>	130	574	31	0	0
LIB Shanna Steele	17	1.25%	<div><div></div></div>	5	12	0	0	0
Total Votes Cast	1,365	100.00%	<div><div></div></div>	308	1,009	47	1	0
Overvotes	0			0	0	0	0	0
Undervotes	19			6	12	1	0	0
Contest Totals	1,384			314	1,021	48	1	0

Attorney General

Vote For 1

	TOTAL	VOTE %		Election Day	Early Voting	Ballot By Mail	Provisional Ballots	Limited Ballots
REP Ken Paxton	600	44.18%	<div><div></div></div>	172	411	16	1	0
DEM Rochelle Mercedes Garza	719	52.95%	<div><div></div></div>	125	566	28	0	0
LIB Mark Ash	39	2.87%	<div><div></div></div>	11	24	4	0	0
Total Votes Cast	1,358	100.00%	<div><div></div></div>	308	1,001	48	1	0
Overvotes	0			0	0	0	0	0
Undervotes	26			6	20	0	0	0
Contest Totals	1,384			314	1,021	48	1	0

PCT 091

Comptroller of Public Accounts

Vote For 1

	TOTAL	VOTE %		Election Day	Early Voting	Ballot By Mail	Provisional Ballots	Limited Ballots
REP Glenn Hegar	688	50.63%	<div><div></div></div>	185	482	20	1	0
DEM Janet T. Dudding	647	47.61%	<div><div></div></div>	113	506	28	0	0
LIB V. Alonzo Echevarria-Garza	24	1.77%	<div><div></div></div>	10	14	0	0	0
Total Votes Cast	1,359	100.00%	<div><div></div></div>	308	1,002	48	1	0
Overvotes	0			0	0	0	0	0
Undervotes	25			6	19	0	0	0
Contest Totals	1,384			314	1,021	48	1	0

Commissioner of the General Land Office

Vote For 1

	TOTAL	VOTE %		Election Day	Early Voting	Ballot By Mail	Provisional Ballots	Limited Ballots
REP Dawn Buckingham	655	48.59%	<div><div></div></div>	180	456	18	1	0
DEM Jay Kleberg	673	49.93%	<div><div></div></div>	120	524	29	0	0
GRN Alfred Molison, Jr	20	1.48%	<div><div></div></div>	4	15	1	0	0
Write-In Totals	0	0.00%	<div><div></div></div>	0	0	0	0	0
Total Votes Cast	1,348	100.00%	<div><div></div></div>	304	995	48	1	0
Overvotes	0			0	0	0	0	0
Undervotes	36			10	26	0	0	0
Contest Totals	1,384			314	1,021	48	1	0

Commissioner of Agriculture

Vote For 1

	TOTAL	VOTE %		Election Day	Early Voting	Ballot By Mail	Provisional Ballots	Limited Ballots
REP Sid Miller	643	47.84%	<div><div></div></div>	178	447	17	1	0
DEM Susan Hays	701	52.16%	<div><div></div></div>	125	546	30	0	0
Total Votes Cast	1,344	100.00%	<div><div></div></div>	303	993	47	1	0
Overvotes	0			0	0	0	0	0
Undervotes	40			11	28	1	0	0
Contest Totals	1,384			314	1,021	48	1	0

Railroad Commissioner

Vote For 1

	TOTAL	VOTE %		Election Day	Early Voting	Ballot By Mail	Provisional Ballots	Limited Ballots
REP Wayne Christian	644	47.81%	<div><div></div></div>	178	446	19	1	0
DEM Luke Warford	655	48.63%	<div><div></div></div>	107	519	29	0	0
LIB Jaime Andres Diez	33	2.45%	<div><div></div></div>	13	20	0	0	0
GRN Hunter Wayne Crow	15	1.11%	<div><div></div></div>	5	10	0	0	0
Total Votes Cast	1,347	100.00%	<div><div></div></div>	303	995	48	1	0
Overvotes	0			0	0	0	0	0
Undervotes	37			11	26	0	0	0
Contest Totals	1,384			314	1,021	48	1	0

PCT 091

Justice, Supreme Court, Place 3

Vote For 1

	TOTAL	VOTE %		Election Day	Early Voting	Ballot By Mail	Provisional Ballots	Limited Ballots
REP Debra Lehrmann	661	49.11%	<div><div></div></div>	177	465	18	1	0
DEM Erin A. Nowell	667	49.55%	<div><div></div></div>	117	520	30	0	0
LIB Thomas Edward Oxford	18	1.34%	<div><div></div></div>	7	11	0	0	0
Total Votes Cast	1,346	100.00%	<div><div></div></div>	301	996	48	1	0
Overvotes	0			0	0	0	0	0
Undervotes	38			13	25	0	0	0
Contest Totals	1,384			314	1,021	48	1	0

Justice, Supreme Court, Place 5

Vote For 1

	TOTAL	VOTE %		Election Day	Early Voting	Ballot By Mail	Provisional Ballots	Limited Ballots
REP Rebeca Huddle	671	49.96%	<div><div></div></div>	182	468	20	1	0
DEM Amanda Reichel	672	50.04%	<div><div></div></div>	119	526	27	0	0
Total Votes Cast	1,343	100.00%	<div><div></div></div>	301	994	47	1	0
Overvotes	0			0	0	0	0	0
Undervotes	41			13	27	1	0	0
Contest Totals	1,384			314	1,021	48	1	0

Justice, Supreme Court, Place 9

Vote For 1

	TOTAL	VOTE %		Election Day	Early Voting	Ballot By Mail	Provisional Ballots	Limited Ballots
REP Evan Young	664	49.52%	<div><div></div></div>	182	461	20	1	0
DEM Julia Maldonado	677	50.48%	<div><div></div></div>	119	531	27	0	0
Total Votes Cast	1,341	100.00%	<div><div></div></div>	301	992	47	1	0
Overvotes	0			0	0	0	0	0
Undervotes	43			13	29	1	0	0
Contest Totals	1,384			314	1,021	48	1	0

Judge, Court of Criminal Appeals, Place 5

Vote For 1

	TOTAL	VOTE %		Election Day	Early Voting	Ballot By Mail	Provisional Ballots	Limited Ballots
REP Scott Walker	661	49.40%	<div><div></div></div>	181	461	18	1	0
DEM Dana Huffman	677	50.60%	<div><div></div></div>	118	530	29	0	0
Total Votes Cast	1,338	100.00%	<div><div></div></div>	299	991	47	1	0
Overvotes	0			0	0	0	0	0
Undervotes	46			15	30	1	0	0
Contest Totals	1,384			314	1,021	48	1	0

PCT 091

Judge, Court of Criminal Appeals, Place 6

Vote For 1

	TOTAL	VOTE %		Election Day	Early Voting	Ballot By Mail	Provisional Ballots	Limited Ballots
REP Jesse F. McClure, III	658	49.25%	<div><div></div></div>	178	460	19	1	0
DEM Robert Johnson	678	50.75%	<div><div></div></div>	120	529	29	0	0
Total Votes Cast	1,336	100.00%	<div><div></div></div>	298	989	48	1	0
Overvotes	0			0	0	0	0	0
Undervotes	48			16	32	0	0	0
Contest Totals	1,384			314	1,021	48	1	0

Member, State Board of Education, District 12 CCD

Vote For 1

	TOTAL	VOTE %		Election Day	Early Voting	Ballot By Mail	Provisional Ballots	Limited Ballots
REP Pam Little	647	48.32%	<div><div></div></div>	179	448	19	1	0
DEM Alex Cornwallis	658	49.14%	<div><div></div></div>	110	520	28	0	0
LIB Christy Mowrey	34	2.54%	<div><div></div></div>	10	24	0	0	0
Write-In Totals	0	0.00%	<div><div></div></div>	0	0	0	0	0
Total Votes Cast	1,339	100.00%	<div><div></div></div>	299	992	47	1	0
Overvotes	0			0	0	0	0	0
Undervotes	45			15	29	1	0	0
Contest Totals	1,384			314	1,021	48	1	0

State Senator, District 8

Vote For 1

	TOTAL	VOTE %		Election Day	Early Voting	Ballot By Mail	Provisional Ballots	Limited Ballots
REP Angela Paxton	604	44.81%	<div><div></div></div>	170	417	16	1	0
DEM Jonathan Cocks	715	53.04%	<div><div></div></div>	123	560	32	0	0
LIB Edward Kless	29	2.15%	<div><div></div></div>	4	25	0	0	0
Total Votes Cast	1,348	100.00%	<div><div></div></div>	297	1,002	48	1	0
Overvotes	0			0	0	0	0	0
Undervotes	36			17	19	0	0	0
Contest Totals	1,384			314	1,021	48	1	0

State Representative, District 67

Vote For 1

	TOTAL	VOTE %		Election Day	Early Voting	Ballot By Mail	Provisional Ballots	Limited Ballots
REP Jeff Leach	670	49.81%	<div><div></div></div>	177	472	20	1	0
DEM Kevin Morris	675	50.19%	<div><div></div></div>	122	525	28	0	0
Total Votes Cast	1,345	100.00%	<div><div></div></div>	299	997	48	1	0
Overvotes	0			0	0	0	0	0
Undervotes	39			15	24	0	0	0
Contest Totals	1,384			314	1,021	48	1	0

PCT 091

Justice, 5th Court of Appeals District, Place 4

Vote For 1

	TOTAL	VOTE %		Election Day	Early Voting	Ballot By Mail	Provisional Ballots	Limited Ballots
REP Emily A. Miskel	656	49.40%	<div><div></div></div>	178	461	16	1	0
DEM Maricela Moore	672	50.60%	<div><div></div></div>	119	524	29	0	0
Total Votes Cast	1,328	100.00%	<div><div></div></div>	297	985	45	1	0
Overvotes	0			0	0	0	0	0
Undervotes	56			17	36	3	0	0
Contest Totals	1,384			314	1,021	48	1	0

Justice, 5th Court of Appeals District, Place 7

Vote For 1

	TOTAL	VOTE %		Election Day	Early Voting	Ballot By Mail	Provisional Ballots	Limited Ballots
REP Kristina Williams	649	48.87%	<div><div></div></div>	179	453	16	1	0
DEM Nancy Kennedy	679	51.13%	<div><div></div></div>	118	532	29	0	0
Total Votes Cast	1,328	100.00%	<div><div></div></div>	297	985	45	1	0
Overvotes	0			0	0	0	0	0
Undervotes	56			17	36	3	0	0
Contest Totals	1,384			314	1,021	48	1	0

County Judge CCD

Vote For 1

	TOTAL	VOTE %		Election Day	Early Voting	Ballot By Mail	Provisional Ballots	Limited Ballots
REP Chris Hill	656	48.96%	<div><div></div></div>	178	459	18	1	0
DEM Joshua Murray	684	51.04%	<div><div></div></div>	123	534	27	0	0
Total Votes Cast	1,340	100.00%	<div><div></div></div>	301	993	45	1	0
Overvotes	0			0	0	0	0	0
Undervotes	44			13	28	3	0	0
Contest Totals	1,384			314	1,021	48	1	0

District Clerk CCD

Vote For 1

	TOTAL	VOTE %		Election Day	Early Voting	Ballot By Mail	Provisional Ballots	Limited Ballots
REP Mike Gould	656	49.51%	<div><div></div></div>	182	457	16	1	0
DEM David Brignac	669	50.49%	<div><div></div></div>	115	526	28	0	0
Total Votes Cast	1,325	100.00%	<div><div></div></div>	297	983	44	1	0
Overvotes	0			0	0	0	0	0
Undervotes	59			17	38	4	0	0
Contest Totals	1,384			314	1,021	48	1	0

PCT 091

County Commissioner, Precinct 4

Vote For 1

	TOTAL	VOTE %		Election Day	Early Voting	Ballot By Mail	Provision al Ballots	Limited Ballots
REP Duncan Webb	665	49.81%	<div><div></div></div>	179	467	18	1	0
DEM Jeffrey Williams	670	50.19%	<div><div></div></div>	121	522	27	0	0
Total Votes Cast	1,335	100.00%	<div><div></div></div>	300	989	45	1	0
Overvotes	0			0	0	0	0	0
Undervotes	49			14	32	3	0	0
Contest Totals	1,384			314	1,021	48	1	0

Justice of the Peace, Precinct 3

Vote For 1

	TOTAL	VOTE %		Election Day	Early Voting	Ballot By Mail	Provision al Ballots	Limited Ballots
REP Mike Missildine	658	49.47%	<div><div></div></div>	179	461	17	1	0
DEM Irvin Lynn Barrett	672	50.53%	<div><div></div></div>	120	525	27	0	0
Total Votes Cast	1,330	100.00%	<div><div></div></div>	299	986	44	1	0
Overvotes	0			0	0	0	0	0
Undervotes	54			15	35	4	0	0
Contest Totals	1,384			314	1,021	48	1	0

PCT 092

U. S. Representative, District 4

Vote For 1

	TOTAL	VOTE %		Election Day	Early Voting	Ballot By Mail	Provisional Ballots	Limited Ballots
REP Pat Fallon	818	48.06%	<div><div></div></div>	264	517	33	4	0
DEM Iro Omere	835	49.06%	<div><div></div></div>	248	531	53	3	0
LIB John Simmons	49	2.88%	<div><div></div></div>	18	31	0	0	0
Total Votes Cast	1,702	100.00%	<div><div></div></div>	530	1,079	86	7	0
Overvotes	0			0	0	0	0	0
Undervotes	31			11	16	3	1	0
Contest Totals	1,733			541	1,095	89	8	0

Governor

Vote For 1

	TOTAL	VOTE %		Election Day	Early Voting	Ballot By Mail	Provisional Ballots	Limited Ballots
REP Greg Abbott	806	46.70%	<div><div></div></div>	254	515	33	4	0
DEM Beto O'Rourke	897	51.97%	<div><div></div></div>	269	573	52	3	0
LIB Mark Tippetts	15	0.87%	<div><div></div></div>	9	4	2	0	0
GRN Delilah Barrios	7	0.41%	<div><div></div></div>	5	2	0	0	0
Write-In Totals	1	0.06%	<div><div></div></div>	1	0	0	0	0
Total Votes Cast	1,726	100.00%	<div><div></div></div>	538	1,094	87	7	0
Overvotes	0			0	0	0	0	0
Undervotes	7			3	1	2	1	0
Contest Totals	1,733			541	1,095	89	8	0

Lieutenant Governor

Vote For 1

	TOTAL	VOTE %		Election Day	Early Voting	Ballot By Mail	Provisional Ballots	Limited Ballots
REP Dan Patrick	799	46.56%	<div><div></div></div>	260	499	36	4	0
DEM Mike Collier	865	50.41%	<div><div></div></div>	251	560	50	4	0
LIB Shanna Steele	52	3.03%	<div><div></div></div>	21	30	1	0	0
Total Votes Cast	1,716	100.00%	<div><div></div></div>	532	1,089	87	8	0
Overvotes	0			0	0	0	0	0
Undervotes	17			9	6	2	0	0
Contest Totals	1,733			541	1,095	89	8	0

Attorney General

Vote For 1

	TOTAL	VOTE %		Election Day	Early Voting	Ballot By Mail	Provisional Ballots	Limited Ballots
REP Ken Paxton	777	45.41%	<div><div></div></div>	254	486	34	3	0
DEM Rochelle Mercedes Garza	876	51.20%	<div><div></div></div>	259	563	50	4	0
LIB Mark Ash	58	3.39%	<div><div></div></div>	19	36	3	0	0
Total Votes Cast	1,711	100.00%	<div><div></div></div>	532	1,085	87	7	0
Overvotes	0			0	0	0	0	0
Undervotes	22			9	10	2	1	0
Contest Totals	1,733			541	1,095	89	8	0

PCT 092

Comptroller of Public Accounts

Vote For 1

	TOTAL	VOTE %		Election Day	Early Voting	Ballot By Mail	Provisional Ballots	Limited Ballots
REP Glenn Hegar	826	48.59%	<div><div></div></div>	267	520	35	4	0
DEM Janet T. Dudding	836	49.18%	<div><div></div></div>	245	536	51	4	0
LIB V. Alonzo Echevarria-Garza	38	2.24%	<div><div></div></div>	19	19	0	0	0
Total Votes Cast	1,700	100.00%	<div><div></div></div>	531	1,075	86	8	0
Overvotes	0			0	0	0	0	0
Undervotes	33			10	20	3	0	0
Contest Totals	1,733			541	1,095	89	8	0

Commissioner of the General Land Office

Vote For 1

	TOTAL	VOTE %		Election Day	Early Voting	Ballot By Mail	Provisional Ballots	Limited Ballots
REP Dawn Buckingham	833	49.32%	<div><div></div></div>	272	522	34	5	0
DEM Jay Kleberg	835	49.44%	<div><div></div></div>	241	539	52	3	0
GRN Alfred Molison, Jr	21	1.24%	<div><div></div></div>	13	8	0	0	0
Write-In Totals	0	0.00%	<div><div></div></div>	0	0	0	0	0
Total Votes Cast	1,689	100.00%	<div><div></div></div>	526	1,069	86	8	0
Overvotes	0			0	0	0	0	0
Undervotes	44			15	26	3	0	0
Contest Totals	1,733			541	1,095	89	8	0

Commissioner of Agriculture

Vote For 1

	TOTAL	VOTE %		Election Day	Early Voting	Ballot By Mail	Provisional Ballots	Limited Ballots
REP Sid Miller	832	49.49%	<div><div></div></div>	275	516	37	4	0
DEM Susan Hays	849	50.51%	<div><div></div></div>	250	546	49	4	0
Total Votes Cast	1,681	100.00%	<div><div></div></div>	525	1,062	86	8	0
Overvotes	0			0	0	0	0	0
Undervotes	52			16	33	3	0	0
Contest Totals	1,733			541	1,095	89	8	0

Railroad Commissioner

Vote For 1

	TOTAL	VOTE %		Election Day	Early Voting	Ballot By Mail	Provisional Ballots	Limited Ballots
REP Wayne Christian	810	48.10%	<div><div></div></div>	263	509	34	4	0
DEM Luke Warford	820	48.69%	<div><div></div></div>	239	527	50	4	0
LIB Jaime Andres Diez	38	2.26%	<div><div></div></div>	19	18	1	0	0
GRN Hunter Wayne Crow	16	0.95%	<div><div></div></div>	7	9	0	0	0
Total Votes Cast	1,684	100.00%	<div><div></div></div>	528	1,063	85	8	0
Overvotes	0			0	0	0	0	0
Undervotes	49			13	32	4	0	0
Contest Totals	1,733			541	1,095	89	8	0

PCT 092

Justice, Supreme Court, Place 3

Vote For 1

	TOTAL	VOTE %		Election Day	Early Voting	Ballot By Mail	Provisional Ballots	Limited Ballots
REP Debra Lehrmann	819	48.52%	<div><div></div></div>	265	517	33	4	0
DEM Erin A. Nowell	842	49.88%	<div><div></div></div>	245	540	53	4	0
LIB Thomas Edward Oxford	27	1.60%	<div><div></div></div>	15	12	0	0	0
Total Votes Cast	1,688	100.00%	<div><div></div></div>	525	1,069	86	8	0
Overvotes	0			0	0	0	0	0
Undervotes	45			16	26	3	0	0
Contest Totals	1,733			541	1,095	89	8	0

Justice, Supreme Court, Place 5

Vote For 1

	TOTAL	VOTE %		Election Day	Early Voting	Ballot By Mail	Provisional Ballots	Limited Ballots
REP Rebeca Huddle	825	49.17%	<div><div></div></div>	264	524	33	4	0
DEM Amanda Reichel	853	50.83%	<div><div></div></div>	256	542	51	4	0
Total Votes Cast	1,678	100.00%	<div><div></div></div>	520	1,066	84	8	0
Overvotes	0			0	0	0	0	0
Undervotes	55			21	29	5	0	0
Contest Totals	1,733			541	1,095	89	8	0

Justice, Supreme Court, Place 9

Vote For 1

	TOTAL	VOTE %		Election Day	Early Voting	Ballot By Mail	Provisional Ballots	Limited Ballots
REP Evan Young	830	49.32%	<div><div></div></div>	264	527	35	4	0
DEM Julia Maldonado	853	50.68%	<div><div></div></div>	257	541	51	4	0
Total Votes Cast	1,683	100.00%	<div><div></div></div>	521	1,068	86	8	0
Overvotes	0			0	0	0	0	0
Undervotes	50			20	27	3	0	0
Contest Totals	1,733			541	1,095	89	8	0

Judge, Court of Criminal Appeals, Place 5

Vote For 1

	TOTAL	VOTE %		Election Day	Early Voting	Ballot By Mail	Provisional Ballots	Limited Ballots
REP Scott Walker	825	49.11%	<div><div></div></div>	265	519	37	4	0
DEM Dana Huffman	855	50.89%	<div><div></div></div>	255	547	49	4	0
Total Votes Cast	1,680	100.00%	<div><div></div></div>	520	1,066	86	8	0
Overvotes	0			0	0	0	0	0
Undervotes	53			21	29	3	0	0
Contest Totals	1,733			541	1,095	89	8	0

PCT 092

Judge, Court of Criminal Appeals, Place 6

Vote For 1

	TOTAL	VOTE %		Election Day	Early Voting	Ballot By Mail	Provisional Ballots	Limited Ballots
REP Jesse F. McClure, III	821	48.96%	<div><div></div></div>	267	516	34	4	0
DEM Robert Johnson	856	51.04%	<div><div></div></div>	252	549	51	4	0
Total Votes Cast	1,677	100.00%	<div><div></div></div>	519	1,065	85	8	0
Overvotes	0			0	0	0	0	0
Undervotes	56			22	30	4	0	0
Contest Totals	1,733			541	1,095	89	8	0

Member, State Board of Education, District 12 CCD

Vote For 1

	TOTAL	VOTE %		Election Day	Early Voting	Ballot By Mail	Provisional Ballots	Limited Ballots
REP Pam Little	801	47.57%	<div><div></div></div>	254	508	35	4	0
DEM Alex Cornwallis	824	48.93%	<div><div></div></div>	243	529	48	4	0
LIB Christy Mowrey	59	3.50%	<div><div></div></div>	24	33	2	0	0
Write-In Totals	0	0.00%	<div><div></div></div>	0	0	0	0	0
Total Votes Cast	1,684	100.00%	<div><div></div></div>	521	1,070	85	8	0
Overvotes	0			0	0	0	0	0
Undervotes	49			20	25	4	0	0
Contest Totals	1,733			541	1,095	89	8	0

State Representative, District 66

Vote For 1

	TOTAL	VOTE %		Election Day	Early Voting	Ballot By Mail	Provisional Ballots	Limited Ballots
REP Matt Shaheen	818	48.84%	<div><div></div></div>	263	517	34	4	0
DEM Jesse Ringness	857	51.16%	<div><div></div></div>	254	547	52	4	0
Total Votes Cast	1,675	100.00%	<div><div></div></div>	517	1,064	86	8	0
Overvotes	0			0	0	0	0	0
Undervotes	58			24	31	3	0	0
Contest Totals	1,733			541	1,095	89	8	0

Justice, 5th Court of Appeals District, Place 4

Vote For 1

	TOTAL	VOTE %		Election Day	Early Voting	Ballot By Mail	Provisional Ballots	Limited Ballots
REP Emily A. Miskel	826	49.40%	<div><div></div></div>	266	520	36	4	0
DEM Maricela Moore	846	50.60%	<div><div></div></div>	250	543	49	4	0
Total Votes Cast	1,672	100.00%	<div><div></div></div>	516	1,063	85	8	0
Overvotes	0			0	0	0	0	0
Undervotes	61			25	32	4	0	0
Contest Totals	1,733			541	1,095	89	8	0

PCT 092

Justice, 5th Court of Appeals District, Place 7

Vote For 1

	TOTAL	VOTE %		Election Day	Early Voting	Ballot By Mail	Provisional Ballots	Limited Ballots
REP Kristina Williams	806	48.32%	<div><div></div></div>	259	507	36	4	0
DEM Nancy Kennedy	862	51.68%	<div><div></div></div>	256	552	50	4	0
Total Votes Cast	1,668	100.00%	<div><div></div></div>	515	1,059	86	8	0
Overvotes	0			0	0	0	0	0
Undervotes	65			26	36	3	0	0
Contest Totals	1,733			541	1,095	89	8	0

County Judge CCD

Vote For 1

	TOTAL	VOTE %		Election Day	Early Voting	Ballot By Mail	Provisional Ballots	Limited Ballots
REP Chris Hill	823	48.87%	<div><div></div></div>	267	516	36	4	0
DEM Joshua Murray	861	51.13%	<div><div></div></div>	253	555	49	4	0
Total Votes Cast	1,684	100.00%	<div><div></div></div>	520	1,071	85	8	0
Overvotes	0			0	0	0	0	0
Undervotes	49			21	24	4	0	0
Contest Totals	1,733			541	1,095	89	8	0

District Clerk CCD

Vote For 1

	TOTAL	VOTE %		Election Day	Early Voting	Ballot By Mail	Provisional Ballots	Limited Ballots
REP Mike Gould	831	49.64%	<div><div></div></div>	265	526	36	4	0
DEM David Brignac	843	50.36%	<div><div></div></div>	255	536	48	4	0
Total Votes Cast	1,674	100.00%	<div><div></div></div>	520	1,062	84	8	0
Overvotes	0			0	0	0	0	0
Undervotes	59			21	33	5	0	0
Contest Totals	1,733			541	1,095	89	8	0

Justice of the Peace, Precinct 4

Vote For 1

	TOTAL	VOTE %		Election Day	Early Voting	Ballot By Mail	Provisional Ballots	Limited Ballots
REP Vincent Venegoni	825	49.43%	<div><div></div></div>	267	517	37	4	0
DEM Adam Kern	844	50.57%	<div><div></div></div>	253	540	47	4	0
Total Votes Cast	1,669	100.00%	<div><div></div></div>	520	1,057	84	8	0
Overvotes	0			0	0	0	0	0
Undervotes	64			21	38	5	0	0
Contest Totals	1,733			541	1,095	89	8	0

PCT 093

U. S. Representative District 3

Vote For 1

	TOTAL	VOTE %		Election Day	Early Voting	Ballot By Mail	Provisional Ballots	Limited Ballots
REP Keith Self	129	83.77%	<div><div></div></div>	40	85	3	1	0
DEM Sandeep Srivastava	20	12.99%	<div><div></div></div>	6	9	5	0	0
LIB Christopher Claytor	5	3.25%	<div><div></div></div>	2	3	0	0	0
Total Votes Cast	154	100.00%	<div><div></div></div>	48	97	8	1	0
Overvotes	0			0	0	0	0	0
Undervotes	3			1	1	1	0	0
Contest Totals	157			49	98	9	1	0

Governor

Vote For 1

	TOTAL	VOTE %		Election Day	Early Voting	Ballot By Mail	Provisional Ballots	Limited Ballots
REP Greg Abbott	131	83.44%	<div><div></div></div>	41	85	4	1	0
DEM Beto O'Rourke	24	15.29%	<div><div></div></div>	7	12	5	0	0
LIB Mark Tippetts	2	1.27%	<div><div></div></div>	1	1	0	0	0
GRN Delilah Barrios	0	0.00%	<div><div></div></div>	0	0	0	0	0
Write-In Totals	0	0.00%	<div><div></div></div>	0	0	0	0	0
Total Votes Cast	157	100.00%	<div><div></div></div>	49	98	9	1	0
Overvotes	0			0	0	0	0	0
Undervotes	0			0	0	0	0	0
Contest Totals	157			49	98	9	1	0

Lieutenant Governor

Vote For 1

	TOTAL	VOTE %		Election Day	Early Voting	Ballot By Mail	Provisional Ballots	Limited Ballots
REP Dan Patrick	125	80.13%	<div><div></div></div>	39	83	2	1	0
DEM Mike Collier	27	17.31%	<div><div></div></div>	9	11	7	0	0
LIB Shanna Steele	4	2.56%	<div><div></div></div>	1	3	0	0	0
Total Votes Cast	156	100.00%	<div><div></div></div>	49	97	9	1	0
Overvotes	0			0	0	0	0	0
Undervotes	1			0	1	0	0	0
Contest Totals	157			49	98	9	1	0

Attorney General

Vote For 1

	TOTAL	VOTE %		Election Day	Early Voting	Ballot By Mail	Provisional Ballots	Limited Ballots
REP Ken Paxton	125	80.65%	<div><div></div></div>	39	83	2	1	0
DEM Rochelle Mercedes Garza	26	16.77%	<div><div></div></div>	8	11	7	0	0
LIB Mark Ash	4	2.58%	<div><div></div></div>	1	3	0	0	0
Total Votes Cast	155	100.00%	<div><div></div></div>	48	97	9	1	0
Overvotes	0			0	0	0	0	0
Undervotes	2			1	1	0	0	0
Contest Totals	157			49	98	9	1	0

PCT 093

Comptroller of Public Accounts

Vote For 1

	TOTAL	VOTE %		Election Day	Early Voting	Ballot By Mail	Provisional Ballots	Limited Ballots
REP Glenn Hegar	128	84.77%	<div><div></div></div>	42	82	3	1	0
DEM Janet T. Dudding	20	13.24%	<div><div></div></div>	5	10	5	0	0
LIB V. Alonzo Echevarria-Garza	3	1.99%	<div><div></div></div>	1	2	0	0	0
Total Votes Cast	151	100.00%	<div><div></div></div>	48	94	8	1	0
Overvotes	0			0	0	0	0	0
Undervotes	6			1	4	1	0	0
Contest Totals	157			49	98	9	1	0

Commissioner of the General Land Office

Vote For 1

	TOTAL	VOTE %		Election Day	Early Voting	Ballot By Mail	Provisional Ballots	Limited Ballots
REP Dawn Buckingham	131	86.18%	<div><div></div></div>	40	86	4	1	0
DEM Jay Kleberg	19	12.50%	<div><div></div></div>	7	8	4	0	0
GRN Alfred Molison, Jr	2	1.32%	<div><div></div></div>	1	1	0	0	0
Write-In Totals	0	0.00%	<div><div></div></div>	0	0	0	0	0
Total Votes Cast	152	100.00%	<div><div></div></div>	48	95	8	1	0
Overvotes	0			0	0	0	0	0
Undervotes	5			1	3	1	0	0
Contest Totals	157			49	98	9	1	0

Commissioner of Agriculture

Vote For 1

	TOTAL	VOTE %		Election Day	Early Voting	Ballot By Mail	Provisional Ballots	Limited Ballots
REP Sid Miller	125	82.78%	<div><div></div></div>	39	82	3	1	0
DEM Susan Hays	26	17.22%	<div><div></div></div>	9	11	6	0	0
Total Votes Cast	151	100.00%	<div><div></div></div>	48	93	9	1	0
Overvotes	0			0	0	0	0	0
Undervotes	6			1	5	0	0	0
Contest Totals	157			49	98	9	1	0

Railroad Commissioner

Vote For 1

	TOTAL	VOTE %		Election Day	Early Voting	Ballot By Mail	Provisional Ballots	Limited Ballots
REP Wayne Christian	125	83.33%	<div><div></div></div>	40	82	2	1	0
DEM Luke Warford	20	13.33%	<div><div></div></div>	6	8	6	0	0
LIB Jaime Andres Diez	4	2.67%	<div><div></div></div>	1	3	0	0	0
GRN Hunter Wayne Crow	1	0.67%	<div><div></div></div>	1	0	0	0	0
Total Votes Cast	150	100.00%	<div><div></div></div>	48	93	8	1	0
Overvotes	0			0	0	0	0	0
Undervotes	7			1	5	1	0	0
Contest Totals	157			49	98	9	1	0

PCT 093

Justice, Supreme Court, Place 3

Vote For 1

	TOTAL	VOTE %		Election Day	Early Voting	Ballot By Mail	Provisional Ballots	Limited Ballots
REP Debra Lehrmann	125	85.03%	<div><div></div></div>	38	82	4	1	0
DEM Erin A. Nowell	21	14.29%	<div><div></div></div>	7	9	5	0	0
LIB Thomas Edward Oxford	1	0.68%	<div><div></div></div>	0	1	0	0	0
Total Votes Cast	147	100.00%	<div><div></div></div>	45	92	9	1	0
Overvotes	0			0	0	0	0	0
Undervotes	10			4	6	0	0	0
Contest Totals	157			49	98	9	1	0

Justice, Supreme Court, Place 5

Vote For 1

	TOTAL	VOTE %		Election Day	Early Voting	Ballot By Mail	Provisional Ballots	Limited Ballots
REP Rebeca Huddle	126	85.71%	<div><div></div></div>	39	82	4	1	0
DEM Amanda Reichel	21	14.29%	<div><div></div></div>	6	10	5	0	0
Total Votes Cast	147	100.00%	<div><div></div></div>	45	92	9	1	0
Overvotes	0			0	0	0	0	0
Undervotes	10			4	6	0	0	0
Contest Totals	157			49	98	9	1	0

Justice, Supreme Court, Place 9

Vote For 1

	TOTAL	VOTE %		Election Day	Early Voting	Ballot By Mail	Provisional Ballots	Limited Ballots
REP Evan Young	124	84.35%	<div><div></div></div>	37	82	4	1	0
DEM Julia Maldonado	23	15.65%	<div><div></div></div>	8	10	5	0	0
Total Votes Cast	147	100.00%	<div><div></div></div>	45	92	9	1	0
Overvotes	0			0	0	0	0	0
Undervotes	10			4	6	0	0	0
Contest Totals	157			49	98	9	1	0

Judge, Court of Criminal Appeals, Place 5

Vote For 1

	TOTAL	VOTE %		Election Day	Early Voting	Ballot By Mail	Provisional Ballots	Limited Ballots
REP Scott Walker	123	83.67%	<div><div></div></div>	37	81	4	1	0
DEM Dana Huffman	24	16.33%	<div><div></div></div>	8	11	5	0	0
Total Votes Cast	147	100.00%	<div><div></div></div>	45	92	9	1	0
Overvotes	0			0	0	0	0	0
Undervotes	10			4	6	0	0	0
Contest Totals	157			49	98	9	1	0

PCT 093

Judge, Court of Criminal Appeals, Place 6

Vote For 1

	TOTAL	VOTE %		Election Day	Early Voting	Ballot By Mail	Provision al Ballots	Limited Ballots
REP Jesse F. McClure, III	123	84.25%	<div><div></div></div>	37	82	3	1	0
DEM Robert Johnson	23	15.75%	<div><div></div></div>	8	10	5	0	0
Total Votes Cast	146	100.00%	<div><div></div></div>	45	92	8	1	0
Overvotes	0			0	0	0	0	0
Undervotes	11			4	6	1	0	0
Contest Totals	157			49	98	9	1	0

Member, State Board of Education, District 12 CCD

Vote For 1

	TOTAL	VOTE %		Election Day	Early Voting	Ballot By Mail	Provision al Ballots	Limited Ballots
REP Pam Little	124	84.93%	<div><div></div></div>	40	81	2	1	0
DEM Alex Cornwallis	20	13.70%	<div><div></div></div>	5	10	5	0	0
LIB Christy Mowrey	2	1.37%	<div><div></div></div>	1	1	0	0	0
Write-In Totals	0	0.00%	<div><div></div></div>	0	0	0	0	0
Total Votes Cast	146	100.00%	<div><div></div></div>	46	92	7	1	0
Overvotes	0			0	0	0	0	0
Undervotes	11			3	6	2	0	0
Contest Totals	157			49	98	9	1	0

State Senator, District 8

Vote For 1

	TOTAL	VOTE %		Election Day	Early Voting	Ballot By Mail	Provision al Ballots	Limited Ballots
REP Angela Paxton	122	82.43%	<div><div></div></div>	40	79	2	1	0
DEM Jonathan Cocks	23	15.54%	<div><div></div></div>	6	10	7	0	0
LIB Edward Kless	3	2.03%	<div><div></div></div>	1	2	0	0	0
Total Votes Cast	148	100.00%	<div><div></div></div>	47	91	9	1	0
Overvotes	0			0	0	0	0	0
Undervotes	9			2	7	0	0	0
Contest Totals	157			49	98	9	1	0

State Representative, District 67

Vote For 1

	TOTAL	VOTE %		Election Day	Early Voting	Ballot By Mail	Provision al Ballots	Limited Ballots
REP Jeff Leach	125	85.03%	<div><div></div></div>	37	83	4	1	0
DEM Kevin Morris	22	14.97%	<div><div></div></div>	8	9	5	0	0
Total Votes Cast	147	100.00%	<div><div></div></div>	45	92	9	1	0
Overvotes	0			0	0	0	0	0
Undervotes	10			4	6	0	0	0
Contest Totals	157			49	98	9	1	0

PCT 093

Justice, 5th Court of Appeals District, Place 4

Vote For 1

	TOTAL	VOTE %		Election Day	Early Voting	Ballot By Mail	Provisional Ballots	Limited Ballots
REP Emily A. Miskel	123	83.67%	<div><div></div></div>	38	81	3	1	0
DEM Maricela Moore	24	16.33%	<div><div></div></div>	7	11	6	0	0
Total Votes Cast	147	100.00%	<div><div></div></div>	45	92	9	1	0
Overvotes	0			0	0	0	0	0
Undervotes	10			4	6	0	0	0
Contest Totals	157			49	98	9	1	0

Justice, 5th Court of Appeals District, Place 7

Vote For 1

	TOTAL	VOTE %		Election Day	Early Voting	Ballot By Mail	Provisional Ballots	Limited Ballots
REP Kristina Williams	123	83.67%	<div><div></div></div>	38	82	2	1	0
DEM Nancy Kennedy	24	16.33%	<div><div></div></div>	7	10	7	0	0
Total Votes Cast	147	100.00%	<div><div></div></div>	45	92	9	1	0
Overvotes	0			0	0	0	0	0
Undervotes	10			4	6	0	0	0
Contest Totals	157			49	98	9	1	0

County Judge CCD

Vote For 1

	TOTAL	VOTE %		Election Day	Early Voting	Ballot By Mail	Provisional Ballots	Limited Ballots
REP Chris Hill	126	84.56%	<div><div></div></div>	40	81	4	1	0
DEM Joshua Murray	23	15.44%	<div><div></div></div>	7	12	4	0	0
Total Votes Cast	149	100.00%	<div><div></div></div>	47	93	8	1	0
Overvotes	0			0	0	0	0	0
Undervotes	8			2	5	1	0	0
Contest Totals	157			49	98	9	1	0

District Clerk CCD

Vote For 1

	TOTAL	VOTE %		Election Day	Early Voting	Ballot By Mail	Provisional Ballots	Limited Ballots
REP Mike Gould	125	85.03%	<div><div></div></div>	40	81	3	1	0
DEM David Brignac	22	14.97%	<div><div></div></div>	7	11	4	0	0
Total Votes Cast	147	100.00%	<div><div></div></div>	47	92	7	1	0
Overvotes	0			0	0	0	0	0
Undervotes	10			2	6	2	0	0
Contest Totals	157			49	98	9	1	0

PCT 094

U. S. Representative, District 32

Vote For 1

	TOTAL	VOTE %		Election Day	Early Voting	Ballot By Mail	Provisional Ballots	Limited Ballots
REP Antonio Swad	1,063	44.02%	<div><div></div></div>	383	658	21	1	0
DEM Colin Allred	1,352	55.98%	<div><div></div></div>	331	940	80	1	0
Total Votes Cast	2,415	100.00%	<div><div></div></div>	714	1,598	101	2	0
Overvotes	0			0	0	0	0	0
Undervotes	30			13	15	2	0	0
Contest Totals	2,445			727	1,613	103	2	0

Governor

Vote For 1

	TOTAL	VOTE %		Election Day	Early Voting	Ballot By Mail	Provisional Ballots	Limited Ballots
REP Greg Abbott	1,057	43.41%	<div><div></div></div>	370	665	21	1	0
DEM Beto O'Rourke	1,356	55.69%	<div><div></div></div>	344	931	80	1	0
LIB Mark Tippetts	16	0.66%	<div><div></div></div>	8	8	0	0	0
GRN Delilah Barrios	4	0.16%	<div><div></div></div>	3	1	0	0	0
Write-In Totals	4	0.16%	<div><div></div></div>	0	4	0	0	0
Total Votes Cast	2,435	100.00%	<div><div></div></div>	725	1,607	101	2	0
Overvotes	0			0	0	0	0	0
Undervotes	10			2	6	2	0	0
Contest Totals	2,445			727	1,613	103	2	0

Lieutenant Governor

Vote For 1

	TOTAL	VOTE %		Election Day	Early Voting	Ballot By Mail	Provisional Ballots	Limited Ballots
REP Dan Patrick	1,019	42.26%	<div><div></div></div>	365	630	23	1	0
DEM Mike Collier	1,342	55.66%	<div><div></div></div>	325	938	78	1	0
LIB Shanna Steele	50	2.07%	<div><div></div></div>	23	27	0	0	0
Total Votes Cast	2,411	100.00%	<div><div></div></div>	713	1,595	101	2	0
Overvotes	0			0	0	0	0	0
Undervotes	34			14	18	2	0	0
Contest Totals	2,445			727	1,613	103	2	0

Attorney General

Vote For 1

	TOTAL	VOTE %		Election Day	Early Voting	Ballot By Mail	Provisional Ballots	Limited Ballots
REP Ken Paxton	996	41.59%	<div><div></div></div>	355	620	20	1	0
DEM Rochelle Mercedes Garza	1,335	55.74%	<div><div></div></div>	321	933	80	1	0
LIB Mark Ash	64	2.67%	<div><div></div></div>	27	37	0	0	0
Total Votes Cast	2,395	100.00%	<div><div></div></div>	703	1,590	100	2	0
Overvotes	0			0	0	0	0	0
Undervotes	50			24	23	3	0	0
Contest Totals	2,445			727	1,613	103	2	0

PCT 094

Comptroller of Public Accounts

Vote For 1

	TOTAL	VOTE %		Election Day	Early Voting	Ballot By Mail	Provisional Ballots	Limited Ballots
REP Glenn Hegar	1,153	48.18%	<div><div></div></div>	390	739	23	1	0
DEM Janet T. Dudding	1,200	50.15%	<div><div></div></div>	292	830	77	1	0
LIB V. Alonzo Echevarria-Garza	40	1.67%	<div><div></div></div>	18	21	1	0	0
Total Votes Cast	2,393	100.00%	<div><div></div></div>	700	1,590	101	2	0
Overvotes	0			0	0	0	0	0
Undervotes	52			27	23	2	0	0
Contest Totals	2,445			727	1,613	103	2	0

Commissioner of the General Land Office

Vote For 1

	TOTAL	VOTE %		Election Day	Early Voting	Ballot By Mail	Provisional Ballots	Limited Ballots
REP Dawn Buckingham	1,112	46.68%	<div><div></div></div>	396	693	22	1	0
DEM Jay Kleberg	1,252	52.56%	<div><div></div></div>	300	875	76	1	0
GRN Alfred Molison, Jr	15	0.63%	<div><div></div></div>	6	9	0	0	0
Write-In Totals	3	0.13%	<div><div></div></div>	1	2	0	0	0
Total Votes Cast	2,382	100.00%	<div><div></div></div>	703	1,579	98	2	0
Overvotes	0			0	0	0	0	0
Undervotes	63			24	34	5	0	0
Contest Totals	2,445			727	1,613	103	2	0

Commissioner of Agriculture

Vote For 1

	TOTAL	VOTE %		Election Day	Early Voting	Ballot By Mail	Provisional Ballots	Limited Ballots
REP Sid Miller	1,083	45.54%	<div><div></div></div>	383	680	19	1	0
DEM Susan Hays	1,295	54.46%	<div><div></div></div>	320	893	81	1	0
Total Votes Cast	2,378	100.00%	<div><div></div></div>	703	1,573	100	2	0
Overvotes	0			0	0	0	0	0
Undervotes	67			24	40	3	0	0
Contest Totals	2,445			727	1,613	103	2	0

Railroad Commissioner

Vote For 1

	TOTAL	VOTE %		Election Day	Early Voting	Ballot By Mail	Provisional Ballots	Limited Ballots
REP Wayne Christian	1,073	45.20%	<div><div></div></div>	374	679	19	1	0
DEM Luke Warford	1,241	52.27%	<div><div></div></div>	293	866	81	1	0
LIB Jaime Andres Diez	44	1.85%	<div><div></div></div>	27	17	0	0	0
GRN Hunter Wayne Crow	16	0.67%	<div><div></div></div>	3	13	0	0	0
Total Votes Cast	2,374	100.00%	<div><div></div></div>	697	1,575	100	2	0
Overvotes	0			0	0	0	0	0
Undervotes	71			30	38	3	0	0
Contest Totals	2,445			727	1,613	103	2	0

PCT 094

Justice, Supreme Court, Place 3

Vote For 1

	TOTAL	VOTE %		Election Day	Early Voting	Ballot By Mail	Provisional Ballots	Limited Ballots
REP Debra Lehrmann	1,115	46.71%	<div><div></div></div>	381	709	24	1	0
DEM Erin A. Nowell	1,246	52.20%	<div><div></div></div>	306	865	74	1	0
LIB Thomas Edward Oxford	26	1.09%	<div><div></div></div>	14	12	0	0	0
Total Votes Cast	2,387	100.00%	<div><div></div></div>	701	1,586	98	2	0
Overvotes	0			0	0	0	0	0
Undervotes	58			26	27	5	0	0
Contest Totals	2,445			727	1,613	103	2	0

Justice, Supreme Court, Place 5

Vote For 1

	TOTAL	VOTE %		Election Day	Early Voting	Ballot By Mail	Provisional Ballots	Limited Ballots
REP Rebeca Huddle	1,125	47.27%	<div><div></div></div>	387	712	25	1	0
DEM Amanda Reichel	1,255	52.73%	<div><div></div></div>	312	868	74	1	0
Total Votes Cast	2,380	100.00%	<div><div></div></div>	699	1,580	99	2	0
Overvotes	0			0	0	0	0	0
Undervotes	65			28	33	4	0	0
Contest Totals	2,445			727	1,613	103	2	0

Justice, Supreme Court, Place 9

Vote For 1

	TOTAL	VOTE %		Election Day	Early Voting	Ballot By Mail	Provisional Ballots	Limited Ballots
REP Evan Young	1,096	46.38%	<div><div></div></div>	380	691	24	1	0
DEM Julia Maldonado	1,267	53.62%	<div><div></div></div>	314	877	75	1	0
Total Votes Cast	2,363	100.00%	<div><div></div></div>	694	1,568	99	2	0
Overvotes	0			0	0	0	0	0
Undervotes	82			33	45	4	0	0
Contest Totals	2,445			727	1,613	103	2	0

Judge, Court of Criminal Appeals, Place 5

Vote For 1

	TOTAL	VOTE %		Election Day	Early Voting	Ballot By Mail	Provisional Ballots	Limited Ballots
REP Scott Walker	1,095	46.42%	<div><div></div></div>	382	688	24	1	0
DEM Dana Huffman	1,264	53.58%	<div><div></div></div>	311	877	75	1	0
Total Votes Cast	2,359	100.00%	<div><div></div></div>	693	1,565	99	2	0
Overvotes	0			0	0	0	0	0
Undervotes	86			34	48	4	0	0
Contest Totals	2,445			727	1,613	103	2	0

PCT 094

Judge, Court of Criminal Appeals, Place 6

Vote For 1

	TOTAL	VOTE %		Election Day	Early Voting	Ballot By Mail	Provisional Ballots	Limited Ballots
REP Jesse F. McClure, III	1,106	46.98%	<div><div></div></div>	387	694	24	1	0
DEM Robert Johnson	1,248	53.02%	<div><div></div></div>	305	868	74	1	0
Total Votes Cast	2,354	100.00%	<div><div></div></div>	692	1,562	98	2	0
Overvotes	0			0	0	0	0	0
Undervotes	91			35	51	5	0	0
Contest Totals	2,445			727	1,613	103	2	0

Member, State Board of Education, District 12 CCD

Vote For 1

	TOTAL	VOTE %		Election Day	Early Voting	Ballot By Mail	Provisional Ballots	Limited Ballots
REP Pam Little	1,088	45.81%	<div><div></div></div>	359	705	23	1	0
DEM Alex Cornwallis	1,231	51.83%	<div><div></div></div>	310	844	76	1	0
LIB Christy Mowrey	54	2.27%	<div><div></div></div>	26	27	1	0	0
Write-In Totals	2	0.08%	<div><div></div></div>	1	1	0	0	0
Total Votes Cast	2,375	100.00%	<div><div></div></div>	696	1,577	100	2	0
Overvotes	0			0	0	0	0	0
Undervotes	70			31	36	3	0	0
Contest Totals	2,445			727	1,613	103	2	0

State Senator, District 2

Vote For 1

	TOTAL	VOTE %		Election Day	Early Voting	Ballot By Mail	Provisional Ballots	Limited Ballots
REP Bob Hall	1,092	46.39%	<div><div></div></div>	377	691	23	1	0
DEM Prince S. Giadolor	1,262	53.61%	<div><div></div></div>	312	878	71	1	0
Total Votes Cast	2,354	100.00%	<div><div></div></div>	689	1,569	94	2	0
Overvotes	0			0	0	0	0	0
Undervotes	91			38	44	9	0	0
Contest Totals	2,445			727	1,613	103	2	0

State Representative, District 33

Vote For 1

	TOTAL	VOTE %		Election Day	Early Voting	Ballot By Mail	Provisional Ballots	Limited Ballots
REP Justin Holland	1,108	47.13%	<div><div></div></div>	384	701	22	1	0
DEM Graeson Lynskey	1,243	52.87%	<div><div></div></div>	309	859	74	1	0
Total Votes Cast	2,351	100.00%	<div><div></div></div>	693	1,560	96	2	0
Overvotes	0			0	0	0	0	0
Undervotes	94			34	53	7	0	0
Contest Totals	2,445			727	1,613	103	2	0

PCT 094

Justice, 5th Court of Appeals District, Place 4

Vote For 1

	TOTAL	VOTE %		Election Day	Early Voting	Ballot By Mail	Provisional Ballots	Limited Ballots
REP Emily A. Miskel	1,113	47.44%	<div><div></div></div>	383	706	23	1	0
DEM Maricela Moore	1,233	52.56%	<div><div></div></div>	305	854	73	1	0
Total Votes Cast	2,346	100.00%	<div><div></div></div>	688	1,560	96	2	0
Overvotes	0			0	0	0	0	0
Undervotes	99			39	53	7	0	0
Contest Totals	2,445			727	1,613	103	2	0

Justice, 5th Court of Appeals District, Place 7

Vote For 1

	TOTAL	VOTE %		Election Day	Early Voting	Ballot By Mail	Provisional Ballots	Limited Ballots
REP Kristina Williams	1,085	46.27%	<div><div></div></div>	378	685	21	1	0
DEM Nancy Kennedy	1,260	53.73%	<div><div></div></div>	311	873	75	1	0
Total Votes Cast	2,345	100.00%	<div><div></div></div>	689	1,558	96	2	0
Overvotes	0			0	0	0	0	0
Undervotes	100			38	55	7	0	0
Contest Totals	2,445			727	1,613	103	2	0

County Judge CCD

Vote For 1

	TOTAL	VOTE %		Election Day	Early Voting	Ballot By Mail	Provisional Ballots	Limited Ballots
REP Chris Hill	1,097	46.56%	<div><div></div></div>	382	692	22	1	0
DEM Joshua Murray	1,259	53.44%	<div><div></div></div>	308	875	75	1	0
Total Votes Cast	2,356	100.00%	<div><div></div></div>	690	1,567	97	2	0
Overvotes	0			0	0	0	0	0
Undervotes	89			37	46	6	0	0
Contest Totals	2,445			727	1,613	103	2	0

District Clerk CCD

Vote For 1

	TOTAL	VOTE %		Election Day	Early Voting	Ballot By Mail	Provisional Ballots	Limited Ballots
REP Mike Gould	1,098	46.90%	<div><div></div></div>	384	691	22	1	0
DEM David Brignac	1,243	53.10%	<div><div></div></div>	303	865	74	1	0
Total Votes Cast	2,341	100.00%	<div><div></div></div>	687	1,556	96	2	0
Overvotes	0			0	0	0	0	0
Undervotes	104			40	57	7	0	0
Contest Totals	2,445			727	1,613	103	2	0

PCT 094

Justice of the Peace, Precinct 2

Vote For 1

	TOTAL	VOTE %		Election Day	Early Voting	Ballot By Mail	Provision al Ballots	Limited Ballots
REP Ellen Skinner	1,111	47.44%	<div><div></div></div>	386	702	22	1	0
DEM Jennifer McKenzie	1,231	52.56%	<div><div></div></div>	303	854	73	1	0
Total Votes Cast	2,342	100.00%	<div><div></div></div>	689	1,556	95	2	0
Overvotes	0			0	0	0	0	0
Undervotes	103			38	57	8	0	0
Contest Totals	2,445			727	1,613	103	2	0

PCT 095

U. S. Representative District 3

Vote For 1

	TOTAL	VOTE %		Election Day	Early Voting	Ballot By Mail	Provisional Ballots	Limited Ballots
REP Keith Self	791	49.75%	<div><div></div></div>	200	573	16	2	0
DEM Sandeep Srivastava	750	47.17%	<div><div></div></div>	176	544	30	0	0
LIB Christopher Claytor	49	3.08%	<div><div></div></div>	25	22	2	0	0
Total Votes Cast	1,590	100.00%	<div><div></div></div>	401	1,139	48	2	0
Overvotes	0			0	0	0	0	0
Undervotes	24			9	14	1	0	0
Contest Totals	1,614			410	1,153	49	2	0

Governor

Vote For 1

	TOTAL	VOTE %		Election Day	Early Voting	Ballot By Mail	Provisional Ballots	Limited Ballots
REP Greg Abbott	794	49.35%	<div><div></div></div>	205	572	15	2	0
DEM Beto O'Rourke	794	49.35%	<div><div></div></div>	192	569	33	0	0
LIB Mark Tippetts	18	1.12%	<div><div></div></div>	9	8	1	0	0
GRN Delilah Barrios	1	0.06%	<div><div></div></div>	1	0	0	0	0
Write-In Totals	2	0.12%	<div><div></div></div>	2	0	0	0	0
Total Votes Cast	1,609	100.00%	<div><div></div></div>	409	1,149	49	2	0
Overvotes	0			0	0	0	0	0
Undervotes	5			1	4	0	0	0
Contest Totals	1,614			410	1,153	49	2	0

Lieutenant Governor

Vote For 1

	TOTAL	VOTE %		Election Day	Early Voting	Ballot By Mail	Provisional Ballots	Limited Ballots
REP Dan Patrick	748	47.10%	<div><div></div></div>	193	539	14	2	0
DEM Mike Collier	799	50.31%	<div><div></div></div>	188	578	33	0	0
LIB Shanna Steele	41	2.58%	<div><div></div></div>	19	20	2	0	0
Total Votes Cast	1,588	100.00%	<div><div></div></div>	400	1,137	49	2	0
Overvotes	0			0	0	0	0	0
Undervotes	26			10	16	0	0	0
Contest Totals	1,614			410	1,153	49	2	0

Attorney General

Vote For 1

	TOTAL	VOTE %		Election Day	Early Voting	Ballot By Mail	Provisional Ballots	Limited Ballots
REP Ken Paxton	759	48.07%	<div><div></div></div>	202	541	14	2	0
DEM Rochelle Mercedes Garza	770	48.76%	<div><div></div></div>	182	557	31	0	0
LIB Mark Ash	50	3.17%	<div><div></div></div>	17	31	2	0	0
Total Votes Cast	1,579	100.00%	<div><div></div></div>	401	1,129	47	2	0
Overvotes	0			0	0	0	0	0
Undervotes	35			9	24	2	0	0
Contest Totals	1,614			410	1,153	49	2	0

PCT 095

Comptroller of Public Accounts

Vote For 1

	TOTAL	VOTE %		Election Day	Early Voting	Ballot By Mail	Provisional Ballots	Limited Ballots
REP Glenn Hegar	820	52.10%	<div><div></div></div>	210	590	18	2	0
DEM Janet T. Dudding	718	45.62%	<div><div></div></div>	170	518	30	0	0
LIB V. Alonzo Echevarria-Garza	36	2.29%	<div><div></div></div>	13	23	0	0	0
Total Votes Cast	1,574	100.00%	<div><div></div></div>	393	1,131	48	2	0
Overvotes	0			0	0	0	0	0
Undervotes	40			17	22	1	0	0
Contest Totals	1,614			410	1,153	49	2	0

Commissioner of the General Land Office

Vote For 1

	TOTAL	VOTE %		Election Day	Early Voting	Ballot By Mail	Provisional Ballots	Limited Ballots
REP Dawn Buckingham	816	51.94%	<div><div></div></div>	216	581	17	2	0
DEM Jay Kleberg	738	46.98%	<div><div></div></div>	169	538	31	0	0
GRN Alfred Molison, Jr	17	1.08%	<div><div></div></div>	9	8	0	0	0
Write-In Totals	0	0.00%	<div><div></div></div>	0	0	0	0	0
Total Votes Cast	1,571	100.00%	<div><div></div></div>	394	1,127	48	2	0
Overvotes	0			0	0	0	0	0
Undervotes	43			16	26	1	0	0
Contest Totals	1,614			410	1,153	49	2	0

Commissioner of Agriculture

Vote For 1

	TOTAL	VOTE %		Election Day	Early Voting	Ballot By Mail	Provisional Ballots	Limited Ballots
REP Sid Miller	813	51.68%	<div><div></div></div>	213	582	16	2	0
DEM Susan Hays	760	48.32%	<div><div></div></div>	181	546	33	0	0
Total Votes Cast	1,573	100.00%	<div><div></div></div>	394	1,128	49	2	0
Overvotes	0			0	0	0	0	0
Undervotes	41			16	25	0	0	0
Contest Totals	1,614			410	1,153	49	2	0

Railroad Commissioner

Vote For 1

	TOTAL	VOTE %		Election Day	Early Voting	Ballot By Mail	Provisional Ballots	Limited Ballots
REP Wayne Christian	794	50.54%	<div><div></div></div>	206	571	15	2	0
DEM Luke Warford	724	46.09%	<div><div></div></div>	167	526	31	0	0
LIB Jaime Andres Diez	34	2.16%	<div><div></div></div>	15	19	0	0	0
GRN Hunter Wayne Crow	19	1.21%	<div><div></div></div>	6	11	2	0	0
Total Votes Cast	1,571	100.00%	<div><div></div></div>	394	1,127	48	2	0
Overvotes	0			0	0	0	0	0
Undervotes	43			16	26	1	0	0
Contest Totals	1,614			410	1,153	49	2	0

PCT 095

Justice, Supreme Court, Place 3

Vote For 1

	TOTAL	VOTE %		Election Day	Early Voting	Ballot By Mail	Provisional Ballots	Limited Ballots
REP Debra Lehrmann	798	51.12%	<div><div></div></div>	203	575	18	2	0
DEM Erin A. Nowell	733	46.96%	<div><div></div></div>	170	534	29	0	0
LIB Thomas Edward Oxford	30	1.92%	<div><div></div></div>	14	15	1	0	0
Total Votes Cast	1,561	100.00%	<div><div></div></div>	387	1,124	48	2	0
Overvotes	0			0	0	0	0	0
Undervotes	53			23	29	1	0	0
Contest Totals	1,614			410	1,153	49	2	0

Justice, Supreme Court, Place 5

Vote For 1

	TOTAL	VOTE %		Election Day	Early Voting	Ballot By Mail	Provisional Ballots	Limited Ballots
REP Rebeca Huddle	809	51.93%	<div><div></div></div>	208	581	18	2	0
DEM Amanda Reichel	749	48.07%	<div><div></div></div>	179	541	29	0	0
Total Votes Cast	1,558	100.00%	<div><div></div></div>	387	1,122	47	2	0
Overvotes	0			0	0	0	0	0
Undervotes	56			23	31	2	0	0
Contest Totals	1,614			410	1,153	49	2	0

Justice, Supreme Court, Place 9

Vote For 1

	TOTAL	VOTE %		Election Day	Early Voting	Ballot By Mail	Provisional Ballots	Limited Ballots
REP Evan Young	803	51.47%	<div><div></div></div>	207	576	18	2	0
DEM Julia Maldonado	757	48.53%	<div><div></div></div>	182	545	30	0	0
Total Votes Cast	1,560	100.00%	<div><div></div></div>	389	1,121	48	2	0
Overvotes	0			0	0	0	0	0
Undervotes	54			21	32	1	0	0
Contest Totals	1,614			410	1,153	49	2	0

Judge, Court of Criminal Appeals, Place 5

Vote For 1

	TOTAL	VOTE %		Election Day	Early Voting	Ballot By Mail	Provisional Ballots	Limited Ballots
REP Scott Walker	804	51.60%	<div><div></div></div>	206	577	19	2	0
DEM Dana Huffman	754	48.40%	<div><div></div></div>	181	544	29	0	0
Total Votes Cast	1,558	100.00%	<div><div></div></div>	387	1,121	48	2	0
Overvotes	0			0	0	0	0	0
Undervotes	56			23	32	1	0	0
Contest Totals	1,614			410	1,153	49	2	0

PCT 095

Judge, Court of Criminal Appeals, Place 6

Vote For 1

	TOTAL	VOTE %		Election Day	Early Voting	Ballot By Mail	Provisional Ballots	Limited Ballots
REP Jesse F. McClure, III	805	51.94%	<div><div></div></div>	208	575	20	2	0
DEM Robert Johnson	745	48.06%	<div><div></div></div>	177	540	28	0	0
Total Votes Cast	1,550	100.00%	<div><div></div></div>	385	1,115	48	2	0
Overvotes	0			0	0	0	0	0
Undervotes	64			25	38	1	0	0
Contest Totals	1,614			410	1,153	49	2	0

Member, State Board of Education, District 12 CCD

Vote For 1

	TOTAL	VOTE %		Election Day	Early Voting	Ballot By Mail	Provisional Ballots	Limited Ballots
REP Pam Little	785	50.39%	<div><div></div></div>	200	560	23	2	0
DEM Alex Cornwallis	720	46.21%	<div><div></div></div>	162	532	26	0	0
LIB Christy Mowrey	53	3.40%	<div><div></div></div>	23	30	0	0	0
Write-In Totals	0	0.00%	<div><div></div></div>	0	0	0	0	0
Total Votes Cast	1,558	100.00%	<div><div></div></div>	385	1,122	49	2	0
Overvotes	0			0	0	0	0	0
Undervotes	56			25	31	0	0	0
Contest Totals	1,614			410	1,153	49	2	0

State Senator, District 8

Vote For 1

	TOTAL	VOTE %		Election Day	Early Voting	Ballot By Mail	Provisional Ballots	Limited Ballots
REP Angela Paxton	755	48.46%	<div><div></div></div>	197	542	14	2	0
DEM Jonathan Cocks	752	48.27%	<div><div></div></div>	173	548	31	0	0
LIB Edward Kless	51	3.27%	<div><div></div></div>	21	28	2	0	0
Total Votes Cast	1,558	100.00%	<div><div></div></div>	391	1,118	47	2	0
Overvotes	0			0	0	0	0	0
Undervotes	56			19	35	2	0	0
Contest Totals	1,614			410	1,153	49	2	0

Justice, 5th Court of Appeals District, Place 4

Vote For 1

	TOTAL	VOTE %		Election Day	Early Voting	Ballot By Mail	Provisional Ballots	Limited Ballots
REP Emily A. Miskel	813	52.55%	<div><div></div></div>	210	582	19	2	0
DEM Maricela Moore	734	47.45%	<div><div></div></div>	174	531	29	0	0
Total Votes Cast	1,547	100.00%	<div><div></div></div>	384	1,113	48	2	0
Overvotes	0			0	0	0	0	0
Undervotes	67			26	40	1	0	0
Contest Totals	1,614			410	1,153	49	2	0

PCT 095

Justice, 5th Court of Appeals District, Place 7

Vote For 1

	TOTAL	VOTE %		Election Day	Early Voting	Ballot By Mail	Provisional Ballots	Limited Ballots
REP Kristina Williams	802	51.78%	<div><div></div></div>	207	574	19	2	0
DEM Nancy Kennedy	747	48.22%	<div><div></div></div>	177	540	30	0	0
Total Votes Cast	1,549	100.00%	<div><div></div></div>	384	1,114	49	2	0
Overvotes	0			0	0	0	0	0
Undervotes	65			26	39	0	0	0
Contest Totals	1,614			410	1,153	49	2	0

County Judge CCD

Vote For 1

	TOTAL	VOTE %		Election Day	Early Voting	Ballot By Mail	Provisional Ballots	Limited Ballots
REP Chris Hill	805	51.57%	<div><div></div></div>	210	575	18	2	0
DEM Joshua Murray	756	48.43%	<div><div></div></div>	180	548	28	0	0
Total Votes Cast	1,561	100.00%	<div><div></div></div>	390	1,123	46	2	0
Overvotes	0			0	0	0	0	0
Undervotes	53			20	30	3	0	0
Contest Totals	1,614			410	1,153	49	2	0

District Clerk CCD

Vote For 1

	TOTAL	VOTE %		Election Day	Early Voting	Ballot By Mail	Provisional Ballots	Limited Ballots
REP Mike Gould	818	52.84%	<div><div></div></div>	214	583	19	2	0
DEM David Brignac	730	47.16%	<div><div></div></div>	175	526	29	0	0
Total Votes Cast	1,548	100.00%	<div><div></div></div>	389	1,109	48	2	0
Overvotes	0			0	0	0	0	0
Undervotes	66			21	44	1	0	0
Contest Totals	1,614			410	1,153	49	2	0

Justice of the Peace, Precinct 3

Vote For 1

	TOTAL	VOTE %		Election Day	Early Voting	Ballot By Mail	Provisional Ballots	Limited Ballots
REP Mike Missildine	818	52.94%	<div><div></div></div>	212	582	22	2	0
DEM Irvin Lynn Barrett	727	47.06%	<div><div></div></div>	174	526	27	0	0
Total Votes Cast	1,545	100.00%	<div><div></div></div>	386	1,108	49	2	0
Overvotes	0			0	0	0	0	0
Undervotes	69			24	45	0	0	0
Contest Totals	1,614			410	1,153	49	2	0

PCT 096

U. S. Representative District 3

Vote For 1

	TOTAL	VOTE %		Election Day	Early Voting	Ballot By Mail	Provisional Ballots	Limited Ballots
REP Keith Self	278	54.19%	<div><div></div></div>	86	191	1	0	0
DEM Sandeep Srivastava	219	42.69%	<div><div></div></div>	71	143	3	2	0
LIB Christopher Claytor	16	3.12%	<div><div></div></div>	8	8	0	0	0
Total Votes Cast	513	100.00%	<div><div></div></div>	165	342	4	2	0
Overvotes	0			0	0	0	0	0
Undervotes	12			5	7	0	0	0
Contest Totals	525			170	349	4	2	0

Governor

Vote For 1

	TOTAL	VOTE %		Election Day	Early Voting	Ballot By Mail	Provisional Ballots	Limited Ballots
REP Greg Abbott	282	53.71%	<div><div></div></div>	85	196	1	0	0
DEM Beto O'Rourke	234	44.57%	<div><div></div></div>	81	148	3	2	0
LIB Mark Tippetts	8	1.52%	<div><div></div></div>	4	4	0	0	0
GRN Delilah Barrios	1	0.19%	<div><div></div></div>	0	1	0	0	0
Write-In Totals	0	0.00%	<div><div></div></div>	0	0	0	0	0
Total Votes Cast	525	100.00%	<div><div></div></div>	170	349	4	2	0
Overvotes	0			0	0	0	0	0
Undervotes	0			0	0	0	0	0
Contest Totals	525			170	349	4	2	0

Lieutenant Governor

Vote For 1

	TOTAL	VOTE %		Election Day	Early Voting	Ballot By Mail	Provisional Ballots	Limited Ballots
REP Dan Patrick	279	54.17%	<div><div></div></div>	87	191	1	0	0
DEM Mike Collier	217	42.14%	<div><div></div></div>	68	145	3	1	0
LIB Shanna Steele	19	3.69%	<div><div></div></div>	10	8	0	1	0
Total Votes Cast	515	100.00%	<div><div></div></div>	165	344	4	2	0
Overvotes	0			0	0	0	0	0
Undervotes	10			5	5	0	0	0
Contest Totals	525			170	349	4	2	0

Attorney General

Vote For 1

	TOTAL	VOTE %		Election Day	Early Voting	Ballot By Mail	Provisional Ballots	Limited Ballots
REP Ken Paxton	272	53.12%	<div><div></div></div>	85	186	1	0	0
DEM Rochelle Mercedes Garza	221	43.16%	<div><div></div></div>	71	145	3	2	0
LIB Mark Ash	19	3.71%	<div><div></div></div>	8	11	0	0	0
Total Votes Cast	512	100.00%	<div><div></div></div>	164	342	4	2	0
Overvotes	0			0	0	0	0	0
Undervotes	13			6	7	0	0	0
Contest Totals	525			170	349	4	2	0

PCT 096

Comptroller of Public Accounts

Vote For 1

	TOTAL	VOTE %		Election Day	Early Voting	Ballot By Mail	Provisional Ballots	Limited Ballots
REP Glenn Hegar	287	55.73%	<div><div></div></div>	86	200	1	0	0
DEM Janet T. Dudding	210	40.78%	<div><div></div></div>	69	136	3	2	0
LIB V. Alonzo Echevarria-Garza	18	3.50%	<div><div></div></div>	9	9	0	0	0
Total Votes Cast	515	100.00%	<div><div></div></div>	164	345	4	2	0
Overvotes	0			0	0	0	0	0
Undervotes	10			6	4	0	0	0
Contest Totals	525			170	349	4	2	0

Commissioner of the General Land Office

Vote For 1

	TOTAL	VOTE %		Election Day	Early Voting	Ballot By Mail	Provisional Ballots	Limited Ballots
REP Dawn Buckingham	290	56.97%	<div><div></div></div>	89	201	0	0	0
DEM Jay Kleberg	209	41.06%	<div><div></div></div>	65	139	3	2	0
GRN Alfred Molison, Jr	10	1.96%	<div><div></div></div>	7	2	1	0	0
Write-In Totals	0	0.00%	<div><div></div></div>	0	0	0	0	0
Total Votes Cast	509	100.00%	<div><div></div></div>	161	342	4	2	0
Overvotes	0			0	0	0	0	0
Undervotes	16			9	7	0	0	0
Contest Totals	525			170	349	4	2	0

Commissioner of Agriculture

Vote For 1

	TOTAL	VOTE %		Election Day	Early Voting	Ballot By Mail	Provisional Ballots	Limited Ballots
REP Sid Miller	296	58.27%	<div><div></div></div>	96	200	0	0	0
DEM Susan Hays	212	41.73%	<div><div></div></div>	66	140	4	2	0
Total Votes Cast	508	100.00%	<div><div></div></div>	162	340	4	2	0
Overvotes	0			0	0	0	0	0
Undervotes	17			8	9	0	0	0
Contest Totals	525			170	349	4	2	0

Railroad Commissioner

Vote For 1

	TOTAL	VOTE %		Election Day	Early Voting	Ballot By Mail	Provisional Ballots	Limited Ballots
REP Wayne Christian	280	54.90%	<div><div></div></div>	87	192	1	0	0
DEM Luke Warford	204	40.00%	<div><div></div></div>	63	136	3	2	0
LIB Jaime Andres Diez	20	3.92%	<div><div></div></div>	10	10	0	0	0
GRN Hunter Wayne Crow	6	1.18%	<div><div></div></div>	1	5	0	0	0
Total Votes Cast	510	100.00%	<div><div></div></div>	161	343	4	2	0
Overvotes	0			0	0	0	0	0
Undervotes	15			9	6	0	0	0
Contest Totals	525			170	349	4	2	0

PCT 096

Justice, Supreme Court, Place 3

Vote For 1

	TOTAL	VOTE %		Election Day	Early Voting	Ballot By Mail	Provisional Ballots	Limited Ballots
REP Debra Lehrmann	280	55.01%	<div><div></div></div>	86	193	1	0	0
DEM Erin A. Nowell	212	41.65%	<div><div></div></div>	65	142	3	2	0
LIB Thomas Edward Oxford	17	3.34%	<div><div></div></div>	9	8	0	0	0
Total Votes Cast	509	100.00%	<div><div></div></div>	160	343	4	2	0
Overvotes	0			0	0	0	0	0
Undervotes	16			10	6	0	0	0
Contest Totals	525			170	349	4	2	0

Justice, Supreme Court, Place 5

Vote For 1

	TOTAL	VOTE %		Election Day	Early Voting	Ballot By Mail	Provisional Ballots	Limited Ballots
REP Rebeca Huddle	288	56.92%	<div><div></div></div>	91	196	1	0	0
DEM Amanda Reichel	218	43.08%	<div><div></div></div>	69	145	2	2	0
Total Votes Cast	506	100.00%	<div><div></div></div>	160	341	3	2	0
Overvotes	0			0	0	0	0	0
Undervotes	19			10	8	1	0	0
Contest Totals	525			170	349	4	2	0

Justice, Supreme Court, Place 9

Vote For 1

	TOTAL	VOTE %		Election Day	Early Voting	Ballot By Mail	Provisional Ballots	Limited Ballots
REP Evan Young	286	56.08%	<div><div></div></div>	87	198	1	0	0
DEM Julia Maldonado	224	43.92%	<div><div></div></div>	76	143	3	2	0
Total Votes Cast	510	100.00%	<div><div></div></div>	163	341	4	2	0
Overvotes	0			0	0	0	0	0
Undervotes	15			7	8	0	0	0
Contest Totals	525			170	349	4	2	0

Judge, Court of Criminal Appeals, Place 5

Vote For 1

	TOTAL	VOTE %		Election Day	Early Voting	Ballot By Mail	Provisional Ballots	Limited Ballots
REP Scott Walker	287	56.39%	<div><div></div></div>	90	196	1	0	0
DEM Dana Huffman	222	43.61%	<div><div></div></div>	71	146	3	2	0
Total Votes Cast	509	100.00%	<div><div></div></div>	161	342	4	2	0
Overvotes	0			0	0	0	0	0
Undervotes	16			9	7	0	0	0
Contest Totals	525			170	349	4	2	0

PCT 096

Judge, Court of Criminal Appeals, Place 6

Vote For 1

	TOTAL	VOTE %		Election Day	Early Voting	Ballot By Mail	Provisional Ballots	Limited Ballots
REP Jesse F. McClure, III	288	56.80%	<div><div></div></div>	90	197	1	0	0
DEM Robert Johnson	219	43.20%	<div><div></div></div>	72	143	2	2	0
Total Votes Cast	507	100.00%	<div><div></div></div>	162	340	3	2	0
Overvotes	0			0	0	0	0	0
Undervotes	18			8	9	1	0	0
Contest Totals	525			170	349	4	2	0

Member, State Board of Education, District 12 CCD

Vote For 1

	TOTAL	VOTE %		Election Day	Early Voting	Ballot By Mail	Provisional Ballots	Limited Ballots
REP Pam Little	283	55.38%	<div><div></div></div>	87	195	1	0	0
DEM Alex Cornwallis	212	41.49%	<div><div></div></div>	67	140	3	2	0
LIB Christy Mowrey	16	3.13%	<div><div></div></div>	8	8	0	0	0
Write-In Totals	0	0.00%	<div><div></div></div>	0	0	0	0	0
Total Votes Cast	511	100.00%	<div><div></div></div>	162	343	4	2	0
Overvotes	0			0	0	0	0	0
Undervotes	14			8	6	0	0	0
Contest Totals	525			170	349	4	2	0

State Senator, District 8

Vote For 1

	TOTAL	VOTE %		Election Day	Early Voting	Ballot By Mail	Provisional Ballots	Limited Ballots
REP Angela Paxton	273	53.32%	<div><div></div></div>	88	184	1	0	0
DEM Jonathan Cocks	217	42.38%	<div><div></div></div>	69	143	3	2	0
LIB Edward Kless	22	4.30%	<div><div></div></div>	7	15	0	0	0
Total Votes Cast	512	100.00%	<div><div></div></div>	164	342	4	2	0
Overvotes	0			0	0	0	0	0
Undervotes	13			6	7	0	0	0
Contest Totals	525			170	349	4	2	0

State Representative, District 67

Vote For 1

	TOTAL	VOTE %		Election Day	Early Voting	Ballot By Mail	Provisional Ballots	Limited Ballots
REP Jeff Leach	288	56.58%	<div><div></div></div>	89	198	1	0	0
DEM Kevin Morris	221	43.42%	<div><div></div></div>	72	144	3	2	0
Total Votes Cast	509	100.00%	<div><div></div></div>	161	342	4	2	0
Overvotes	0			0	0	0	0	0
Undervotes	16			9	7	0	0	0
Contest Totals	525			170	349	4	2	0

PCT 096

Justice, 5th Court of Appeals District, Place 4

Vote For 1

	TOTAL	VOTE %		Election Day	Early Voting	Ballot By Mail	Provisional Ballots	Limited Ballots
REP Emily A. Miskel	287	57.06%	<div><div></div></div>	91	195	1	0	0
DEM Maricela Moore	216	42.94%	<div><div></div></div>	67	144	3	2	0
Total Votes Cast	503	100.00%	<div><div></div></div>	158	339	4	2	0
Overvotes	0			0	0	0	0	0
Undervotes	22			12	10	0	0	0
Contest Totals	525			170	349	4	2	0

Justice, 5th Court of Appeals District, Place 7

Vote For 1

	TOTAL	VOTE %		Election Day	Early Voting	Ballot By Mail	Provisional Ballots	Limited Ballots
REP Kristina Williams	283	56.04%	<div><div></div></div>	88	194	1	0	0
DEM Nancy Kennedy	222	43.96%	<div><div></div></div>	71	146	3	2	0
Total Votes Cast	505	100.00%	<div><div></div></div>	159	340	4	2	0
Overvotes	0			0	0	0	0	0
Undervotes	20			11	9	0	0	0
Contest Totals	525			170	349	4	2	0

County Judge CCD

Vote For 1

	TOTAL	VOTE %		Election Day	Early Voting	Ballot By Mail	Provisional Ballots	Limited Ballots
REP Chris Hill	294	57.87%	<div><div></div></div>	90	203	1	0	0
DEM Joshua Murray	214	42.13%	<div><div></div></div>	71	138	3	2	0
Total Votes Cast	508	100.00%	<div><div></div></div>	161	341	4	2	0
Overvotes	0			0	0	0	0	0
Undervotes	17			9	8	0	0	0
Contest Totals	525			170	349	4	2	0

District Clerk CCD

Vote For 1

	TOTAL	VOTE %		Election Day	Early Voting	Ballot By Mail	Provisional Ballots	Limited Ballots
REP Mike Gould	293	57.91%	<div><div></div></div>	94	198	1	0	0
DEM David Brignac	213	42.09%	<div><div></div></div>	66	142	3	2	0
Total Votes Cast	506	100.00%	<div><div></div></div>	160	340	4	2	0
Overvotes	0			0	0	0	0	0
Undervotes	19			10	9	0	0	0
Contest Totals	525			170	349	4	2	0

PCT 097

U. S. Representative District 3

Vote For 1

	TOTAL	VOTE %		Election Day	Early Voting	Ballot By Mail	Provisional Ballots	Limited Ballots
REP Keith Self	650	71.35%	<div><div></div></div>	138	479	33	0	0
DEM Sandeep Srivastava	241	26.45%	<div><div></div></div>	44	182	15	0	0
LIB Christopher Claytor	20	2.20%	<div><div></div></div>	3	17	0	0	0
Total Votes Cast	911	100.00%	<div><div></div></div>	185	678	48	0	0
Overvotes	0			0	0	0	0	0
Undervotes	16			1	11	4	0	0
Contest Totals	927			186	689	52	0	0

Governor

Vote For 1

	TOTAL	VOTE %		Election Day	Early Voting	Ballot By Mail	Provisional Ballots	Limited Ballots
REP Greg Abbott	644	69.62%	<div><div></div></div>	133	480	31	0	0
DEM Beto O'Rourke	270	29.19%	<div><div></div></div>	50	201	19	0	0
LIB Mark Tippetts	8	0.86%	<div><div></div></div>	2	6	0	0	0
GRN Delilah Barrios	1	0.11%	<div><div></div></div>	1	0	0	0	0
Write-In Totals	2	0.22%	<div><div></div></div>	0	1	1	0	0
Total Votes Cast	925	100.00%	<div><div></div></div>	186	688	51	0	0
Overvotes	0			0	0	0	0	0
Undervotes	2			0	1	1	0	0
Contest Totals	927			186	689	52	0	0

Lieutenant Governor

Vote For 1

	TOTAL	VOTE %		Election Day	Early Voting	Ballot By Mail	Provisional Ballots	Limited Ballots
REP Dan Patrick	623	67.79%	<div><div></div></div>	129	465	29	0	0
DEM Mike Collier	282	30.69%	<div><div></div></div>	52	208	22	0	0
LIB Shanna Steele	14	1.52%	<div><div></div></div>	5	8	1	0	0
Total Votes Cast	919	100.00%	<div><div></div></div>	186	681	52	0	0
Overvotes	0			0	0	0	0	0
Undervotes	8			0	8	0	0	0
Contest Totals	927			186	689	52	0	0

Attorney General

Vote For 1

	TOTAL	VOTE %		Election Day	Early Voting	Ballot By Mail	Provisional Ballots	Limited Ballots
REP Ken Paxton	587	65.29%	<div><div></div></div>	126	434	27	0	0
DEM Rochelle Mercedes Garza	283	31.48%	<div><div></div></div>	48	213	22	0	0
LIB Mark Ash	29	3.23%	<div><div></div></div>	10	18	1	0	0
Total Votes Cast	899	100.00%	<div><div></div></div>	184	665	50	0	0
Overvotes	0			0	0	0	0	0
Undervotes	28			2	24	2	0	0
Contest Totals	927			186	689	52	0	0

PCT 097

Comptroller of Public Accounts

Vote For 1

	TOTAL	VOTE %		Election Day	Early Voting	Ballot By Mail	Provisional Ballots	Limited Ballots
REP Glenn Hegar	662	73.23%	<div><div></div></div>	139	488	35	0	0
DEM Janet T. Dudding	232	25.66%	<div><div></div></div>	42	175	15	0	0
LIB V. Alonzo Echevarria-Garza	10	1.11%	<div><div></div></div>	2	8	0	0	0
Total Votes Cast	904	100.00%	<div><div></div></div>	183	671	50	0	0
Overvotes	0			0	0	0	0	0
Undervotes	23			3	18	2	0	0
Contest Totals	927			186	689	52	0	0

Commissioner of the General Land Office

Vote For 1

	TOTAL	VOTE %		Election Day	Early Voting	Ballot By Mail	Provisional Ballots	Limited Ballots
REP Dawn Buckingham	646	71.78%	<div><div></div></div>	135	479	32	0	0
DEM Jay Kleberg	246	27.33%	<div><div></div></div>	45	184	17	0	0
GRN Alfred Molison, Jr	7	0.78%	<div><div></div></div>	2	5	0	0	0
Write-In Totals	1	0.11%	<div><div></div></div>	0	1	0	0	0
Total Votes Cast	900	100.00%	<div><div></div></div>	182	669	49	0	0
Overvotes	0			0	0	0	0	0
Undervotes	27			4	20	3	0	0
Contest Totals	927			186	689	52	0	0

Commissioner of Agriculture

Vote For 1

	TOTAL	VOTE %		Election Day	Early Voting	Ballot By Mail	Provisional Ballots	Limited Ballots
REP Sid Miller	642	71.73%	<div><div></div></div>	135	476	31	0	0
DEM Susan Hays	253	28.27%	<div><div></div></div>	46	189	18	0	0
Total Votes Cast	895	100.00%	<div><div></div></div>	181	665	49	0	0
Overvotes	0			0	0	0	0	0
Undervotes	32			5	24	3	0	0
Contest Totals	927			186	689	52	0	0

Railroad Commissioner

Vote For 1

	TOTAL	VOTE %		Election Day	Early Voting	Ballot By Mail	Provisional Ballots	Limited Ballots
REP Wayne Christian	646	71.94%	<div><div></div></div>	135	478	33	0	0
DEM Luke Warford	237	26.39%	<div><div></div></div>	41	181	15	0	0
LIB Jaime Andres Diez	8	0.89%	<div><div></div></div>	4	3	1	0	0
GRN Hunter Wayne Crow	7	0.78%	<div><div></div></div>	2	5	0	0	0
Total Votes Cast	898	100.00%	<div><div></div></div>	182	667	49	0	0
Overvotes	0			0	0	0	0	0
Undervotes	29			4	22	3	0	0
Contest Totals	927			186	689	52	0	0

PCT 097

Justice, Supreme Court, Place 3

Vote For 1

	TOTAL	VOTE %		Election Day	Early Voting	Ballot By Mail	Provisional Ballots	Limited Ballots
REP Debra Lehrmann	645	71.99%	<div><div></div></div>	137	475	33	0	0
DEM Erin A. Nowell	236	26.34%	<div><div></div></div>	42	179	15	0	0
LIB Thomas Edward Oxford	15	1.67%	<div><div></div></div>	4	11	0	0	0
Total Votes Cast	896	100.00%	<div><div></div></div>	183	665	48	0	0
Overvotes	0			0	0	0	0	0
Undervotes	31			3	24	4	0	0
Contest Totals	927			186	689	52	0	0

Justice, Supreme Court, Place 5

Vote For 1

	TOTAL	VOTE %		Election Day	Early Voting	Ballot By Mail	Provisional Ballots	Limited Ballots
REP Rebeca Huddle	651	72.98%	<div><div></div></div>	140	479	32	0	0
DEM Amanda Reichel	241	27.02%	<div><div></div></div>	42	184	15	0	0
Total Votes Cast	892	100.00%	<div><div></div></div>	182	663	47	0	0
Overvotes	0			0	0	0	0	0
Undervotes	35			4	26	5	0	0
Contest Totals	927			186	689	52	0	0

Justice, Supreme Court, Place 9

Vote For 1

	TOTAL	VOTE %		Election Day	Early Voting	Ballot By Mail	Provisional Ballots	Limited Ballots
REP Evan Young	643	72.33%	<div><div></div></div>	137	474	32	0	0
DEM Julia Maldonado	246	27.67%	<div><div></div></div>	46	184	16	0	0
Total Votes Cast	889	100.00%	<div><div></div></div>	183	658	48	0	0
Overvotes	0			0	0	0	0	0
Undervotes	38			3	31	4	0	0
Contest Totals	927			186	689	52	0	0

Judge, Court of Criminal Appeals, Place 5

Vote For 1

	TOTAL	VOTE %		Election Day	Early Voting	Ballot By Mail	Provisional Ballots	Limited Ballots
REP Scott Walker	643	72.41%	<div><div></div></div>	136	476	31	0	0
DEM Dana Huffman	245	27.59%	<div><div></div></div>	46	183	16	0	0
Total Votes Cast	888	100.00%	<div><div></div></div>	182	659	47	0	0
Overvotes	0			0	0	0	0	0
Undervotes	39			4	30	5	0	0
Contest Totals	927			186	689	52	0	0

PCT 097

Judge, Court of Criminal Appeals, Place 6

Vote For 1

	TOTAL	VOTE %		Election Day	Early Voting	Ballot By Mail	Provisional Ballots	Limited Ballots
REP Jesse F. McClure, III	647	73.11%	<div><div></div></div>	137	478	32	0	0
DEM Robert Johnson	238	26.89%	<div><div></div></div>	41	181	16	0	0
Total Votes Cast	885	100.00%	<div><div></div></div>	178	659	48	0	0
Overvotes	0			0	0	0	0	0
Undervotes	42			8	30	4	0	0
Contest Totals	927			186	689	52	0	0

Member, State Board of Education, District 12 CCD

Vote For 1

	TOTAL	VOTE %		Election Day	Early Voting	Ballot By Mail	Provisional Ballots	Limited Ballots
REP Pam Little	632	70.77%	<div><div></div></div>	131	467	34	0	0
DEM Alex Cornwallis	240	26.88%	<div><div></div></div>	44	182	14	0	0
LIB Christy Mowrey	20	2.24%	<div><div></div></div>	7	11	2	0	0
Write-In Totals	1	0.11%	<div><div></div></div>	0	1	0	0	0
Total Votes Cast	893	100.00%	<div><div></div></div>	182	661	50	0	0
Overvotes	0			0	0	0	0	0
Undervotes	34			4	28	2	0	0
Contest Totals	927			186	689	52	0	0

State Senator, District 8

Vote For 1

	TOTAL	VOTE %		Election Day	Early Voting	Ballot By Mail	Provisional Ballots	Limited Ballots
REP Angela Paxton	586	65.77%	<div><div></div></div>	126	431	29	0	0
DEM Jonathan Cocks	273	30.64%	<div><div></div></div>	47	208	18	0	0
LIB Edward Kless	32	3.59%	<div><div></div></div>	10	21	1	0	0
Total Votes Cast	891	100.00%	<div><div></div></div>	183	660	48	0	0
Overvotes	0			0	0	0	0	0
Undervotes	36			3	29	4	0	0
Contest Totals	927			186	689	52	0	0

State Representative, District 61

Vote For 1

	TOTAL	VOTE %		Election Day	Early Voting	Ballot By Mail	Provisional Ballots	Limited Ballots
REP Frederick Frazier	651	71.70%	<div><div></div></div>	138	481	32	0	0
DEM Sheena King	257	28.30%	<div><div></div></div>	47	190	20	0	0
Total Votes Cast	908	100.00%	<div><div></div></div>	185	671	52	0	0
Overvotes	0			0	0	0	0	0
Undervotes	19			1	18	0	0	0
Contest Totals	927			186	689	52	0	0

PCT 097

Justice, 5th Court of Appeals District, Place 4

Vote For 1

	TOTAL	VOTE %		Election Day	Early Voting	Ballot By Mail	Provisional Ballots	Limited Ballots
REP Emily A. Miskel	645	73.13%	<div><div></div></div>	138	476	31	0	0
DEM Maricela Moore	237	26.87%	<div><div></div></div>	44	176	17	0	0
Total Votes Cast	882	100.00%	<div><div></div></div>	182	652	48	0	0
Overvotes	0			0	0	0	0	0
Undervotes	45			4	37	4	0	0
Contest Totals	927			186	689	52	0	0

Justice, 5th Court of Appeals District, Place 7

Vote For 1

	TOTAL	VOTE %		Election Day	Early Voting	Ballot By Mail	Provisional Ballots	Limited Ballots
REP Kristina Williams	641	72.51%	<div><div></div></div>	136	474	31	0	0
DEM Nancy Kennedy	243	27.49%	<div><div></div></div>	45	181	17	0	0
Total Votes Cast	884	100.00%	<div><div></div></div>	181	655	48	0	0
Overvotes	0			0	0	0	0	0
Undervotes	43			5	34	4	0	0
Contest Totals	927			186	689	52	0	0

County Judge CCD

Vote For 1

	TOTAL	VOTE %		Election Day	Early Voting	Ballot By Mail	Provisional Ballots	Limited Ballots
REP Chris Hill	642	71.33%	<div><div></div></div>	137	475	30	0	0
DEM Joshua Murray	258	28.67%	<div><div></div></div>	47	194	17	0	0
Total Votes Cast	900	100.00%	<div><div></div></div>	184	669	47	0	0
Overvotes	0			0	0	0	0	0
Undervotes	27			2	20	5	0	0
Contest Totals	927			186	689	52	0	0

District Clerk CCD

Vote For 1

	TOTAL	VOTE %		Election Day	Early Voting	Ballot By Mail	Provisional Ballots	Limited Ballots
REP Mike Gould	651	73.48%	<div><div></div></div>	139	479	33	0	0
DEM David Brignac	235	26.52%	<div><div></div></div>	42	178	15	0	0
Total Votes Cast	886	100.00%	<div><div></div></div>	181	657	48	0	0
Overvotes	0			0	0	0	0	0
Undervotes	41			5	32	4	0	0
Contest Totals	927			186	689	52	0	0

PCT 098

U. S. Representative District 3

Vote For 1

	TOTAL	VOTE %		Election Day	Early Voting	Ballot By Mail	Provisional Ballots	Limited Ballots
REP Keith Self	417	60.17%	<div><div></div></div>	101	259	57	0	0
DEM Sandeep Srivastava	254	36.65%	<div><div></div></div>	70	144	38	2	0
LIB Christopher Claytor	22	3.17%	<div><div></div></div>	9	12	1	0	0
Total Votes Cast	693	100.00%	<div><div></div></div>	180	415	96	2	0
Overvotes	0			0	0	0	0	0
Undervotes	18			7	10	1	0	0
Contest Totals	711			187	425	97	2	0

Governor

Vote For 1

	TOTAL	VOTE %		Election Day	Early Voting	Ballot By Mail	Provisional Ballots	Limited Ballots
REP Greg Abbott	408	57.71%	<div><div></div></div>	99	254	55	0	0
DEM Beto O'Rourke	286	40.45%	<div><div></div></div>	82	161	41	2	0
LIB Mark Tippetts	12	1.70%	<div><div></div></div>	6	5	1	0	0
GRN Delilah Barrios	1	0.14%	<div><div></div></div>	0	1	0	0	0
Write-In Totals	0	0.00%	<div><div></div></div>	0	0	0	0	0
Total Votes Cast	707	100.00%	<div><div></div></div>	187	421	97	2	0
Overvotes	0			0	0	0	0	0
Undervotes	4			0	4	0	0	0
Contest Totals	711			187	425	97	2	0

Lieutenant Governor

Vote For 1

	TOTAL	VOTE %		Election Day	Early Voting	Ballot By Mail	Provisional Ballots	Limited Ballots
REP Dan Patrick	391	56.18%	<div><div></div></div>	102	240	49	0	0
DEM Mike Collier	286	41.09%	<div><div></div></div>	77	165	42	2	0
LIB Shanna Steele	19	2.73%	<div><div></div></div>	5	9	5	0	0
Total Votes Cast	696	100.00%	<div><div></div></div>	184	414	96	2	0
Overvotes	0			0	0	0	0	0
Undervotes	15			3	11	1	0	0
Contest Totals	711			187	425	97	2	0

Attorney General

Vote For 1

	TOTAL	VOTE %		Election Day	Early Voting	Ballot By Mail	Provisional Ballots	Limited Ballots
REP Ken Paxton	378	54.70%	<div><div></div></div>	98	233	47	0	0
DEM Rochelle Mercedes Garza	279	40.38%	<div><div></div></div>	74	162	41	2	0
LIB Mark Ash	34	4.92%	<div><div></div></div>	8	19	7	0	0
Total Votes Cast	691	100.00%	<div><div></div></div>	180	414	95	2	0
Overvotes	0			0	0	0	0	0
Undervotes	20			7	11	2	0	0
Contest Totals	711			187	425	97	2	0

PCT 098

Comptroller of Public Accounts

Vote For 1

	TOTAL	VOTE %		Election Day	Early Voting	Ballot By Mail	Provisional Ballots	Limited Ballots
REP Glenn Hegar	422	61.07%	<div><div></div></div>	102	260	60	0	0
DEM Janet T. Dudding	256	37.05%	<div><div></div></div>	68	149	37	2	0
LIB V. Alonzo Echevarria-Garza	13	1.88%	<div><div></div></div>	10	3	0	0	0
Total Votes Cast	691	100.00%	<div><div></div></div>	180	412	97	2	0
Overvotes	0			0	0	0	0	0
Undervotes	20			7	13	0	0	0
Contest Totals	711			187	425	97	2	0

Commissioner of the General Land Office

Vote For 1

	TOTAL	VOTE %		Election Day	Early Voting	Ballot By Mail	Provisional Ballots	Limited Ballots
REP Dawn Buckingham	417	60.79%	<div><div></div></div>	103	256	58	0	0
DEM Jay Kleberg	258	37.61%	<div><div></div></div>	71	147	38	2	0
GRN Alfred Molison, Jr	11	1.60%	<div><div></div></div>	5	5	1	0	0
Write-In Totals	0	0.00%	<div><div></div></div>	0	0	0	0	0
Total Votes Cast	686	100.00%	<div><div></div></div>	179	408	97	2	0
Overvotes	0			0	0	0	0	0
Undervotes	25			8	17	0	0	0
Contest Totals	711			187	425	97	2	0

Commissioner of Agriculture

Vote For 1

	TOTAL	VOTE %		Election Day	Early Voting	Ballot By Mail	Provisional Ballots	Limited Ballots
REP Sid Miller	417	61.23%	<div><div></div></div>	103	257	57	0	0
DEM Susan Hays	264	38.77%	<div><div></div></div>	73	150	39	2	0
Total Votes Cast	681	100.00%	<div><div></div></div>	176	407	96	2	0
Overvotes	0			0	0	0	0	0
Undervotes	30			11	18	1	0	0
Contest Totals	711			187	425	97	2	0

Railroad Commissioner

Vote For 1

	TOTAL	VOTE %		Election Day	Early Voting	Ballot By Mail	Provisional Ballots	Limited Ballots
REP Wayne Christian	404	59.24%	<div><div></div></div>	95	254	55	0	0
DEM Luke Warford	254	37.24%	<div><div></div></div>	68	144	40	2	0
LIB Jaime Andres Diez	18	2.64%	<div><div></div></div>	13	5	0	0	0
GRN Hunter Wayne Crow	6	0.88%	<div><div></div></div>	3	2	1	0	0
Total Votes Cast	682	100.00%	<div><div></div></div>	179	405	96	2	0
Overvotes	0			0	0	0	0	0
Undervotes	29			8	20	1	0	0
Contest Totals	711			187	425	97	2	0

PCT 098

Justice, Supreme Court, Place 3

Vote For 1

	TOTAL	VOTE %		Election Day	Early Voting	Ballot By Mail	Provisional Ballots	Limited Ballots
REP Debra Lehrmann	415	60.76%	<div><div></div></div>	101	256	58	0	0
DEM Erin A. Nowell	259	37.92%	<div><div></div></div>	73	148	36	2	0
LIB Thomas Edward Oxford	9	1.32%	<div><div></div></div>	5	1	3	0	0
Total Votes Cast	683	100.00%	<div><div></div></div>	179	405	97	2	0
Overvotes	0			0	0	0	0	0
Undervotes	28			8	20	0	0	0
Contest Totals	711			187	425	97	2	0

Justice, Supreme Court, Place 5

Vote For 1

	TOTAL	VOTE %		Election Day	Early Voting	Ballot By Mail	Provisional Ballots	Limited Ballots
REP Rebeca Huddle	418	61.38%	<div><div></div></div>	104	257	57	0	0
DEM Amanda Reichel	263	38.62%	<div><div></div></div>	75	146	40	2	0
Total Votes Cast	681	100.00%	<div><div></div></div>	179	403	97	2	0
Overvotes	0			0	0	0	0	0
Undervotes	30			8	22	0	0	0
Contest Totals	711			187	425	97	2	0

Justice, Supreme Court, Place 9

Vote For 1

	TOTAL	VOTE %		Election Day	Early Voting	Ballot By Mail	Provisional Ballots	Limited Ballots
REP Evan Young	411	60.71%	<div><div></div></div>	101	252	58	0	0
DEM Julia Maldonado	266	39.29%	<div><div></div></div>	78	147	39	2	0
Total Votes Cast	677	100.00%	<div><div></div></div>	179	399	97	2	0
Overvotes	0			0	0	0	0	0
Undervotes	34			8	26	0	0	0
Contest Totals	711			187	425	97	2	0

Judge, Court of Criminal Appeals, Place 5

Vote For 1

	TOTAL	VOTE %		Election Day	Early Voting	Ballot By Mail	Provisional Ballots	Limited Ballots
REP Scott Walker	411	60.89%	<div><div></div></div>	101	252	58	0	0
DEM Dana Huffman	264	39.11%	<div><div></div></div>	77	146	39	2	0
Total Votes Cast	675	100.00%	<div><div></div></div>	178	398	97	2	0
Overvotes	0			0	0	0	0	0
Undervotes	36			9	27	0	0	0
Contest Totals	711			187	425	97	2	0

PCT 098

Judge, Court of Criminal Appeals, Place 6

Vote For 1

	TOTAL	VOTE %		Election Day	Early Voting	Ballot By Mail	Provisional Ballots	Limited Ballots
REP Jesse F. McClure, III	414	61.06%	<div><div></div></div>	101	254	59	0	0
DEM Robert Johnson	264	38.94%	<div><div></div></div>	78	146	38	2	0
Total Votes Cast	678	100.00%	<div><div></div></div>	179	400	97	2	0
Overvotes	0			0	0	0	0	0
Undervotes	33			8	25	0	0	0
Contest Totals	711			187	425	97	2	0

Member, State Board of Education, District 12 CCD

Vote For 1

	TOTAL	VOTE %		Election Day	Early Voting	Ballot By Mail	Provisional Ballots	Limited Ballots
REP Pam Little	407	60.66%	<div><div></div></div>	96	253	58	0	0
DEM Alex Cornwallis	247	36.81%	<div><div></div></div>	69	139	37	2	0
LIB Christy Mowrey	16	2.38%	<div><div></div></div>	10	5	1	0	0
Write-In Totals	1	0.15%	<div><div></div></div>	1	0	0	0	0
Total Votes Cast	671	100.00%	<div><div></div></div>	176	397	96	2	0
Overvotes	0			0	0	0	0	0
Undervotes	40			11	28	1	0	0
Contest Totals	711			187	425	97	2	0

State Senator, District 8

Vote For 1

	TOTAL	VOTE %		Election Day	Early Voting	Ballot By Mail	Provisional Ballots	Limited Ballots
REP Angela Paxton	385	56.87%	<div><div></div></div>	95	237	53	0	0
DEM Jonathan Cocks	268	39.59%	<div><div></div></div>	73	154	39	2	0
LIB Edward Kless	24	3.55%	<div><div></div></div>	8	12	4	0	0
Total Votes Cast	677	100.00%	<div><div></div></div>	176	403	96	2	0
Overvotes	0			0	0	0	0	0
Undervotes	34			11	22	1	0	0
Contest Totals	711			187	425	97	2	0

State Representative, District 67

Vote For 1

	TOTAL	VOTE %		Election Day	Early Voting	Ballot By Mail	Provisional Ballots	Limited Ballots
REP Jeff Leach	417	61.69%	<div><div></div></div>	103	257	57	0	0
DEM Kevin Morris	259	38.31%	<div><div></div></div>	74	143	40	2	0
Total Votes Cast	676	100.00%	<div><div></div></div>	177	400	97	2	0
Overvotes	0			0	0	0	0	0
Undervotes	35			10	25	0	0	0
Contest Totals	711			187	425	97	2	0

PCT 098

Justice, 5th Court of Appeals District, Place 4

Vote For 1

	TOTAL	VOTE %		Election Day	Early Voting	Ballot By Mail	Provisional Ballots	Limited Ballots
REP Emily A. Miskel	412	61.40%	<div><div></div></div>	98	255	59	0	0
DEM Maricela Moore	259	38.60%	<div><div></div></div>	79	140	38	2	0
Total Votes Cast	671	100.00%	<div><div></div></div>	177	395	97	2	0
Overvotes	0			0	0	0	0	0
Undervotes	40			10	30	0	0	0
Contest Totals	711			187	425	97	2	0

Justice, 5th Court of Appeals District, Place 7

Vote For 1

	TOTAL	VOTE %		Election Day	Early Voting	Ballot By Mail	Provisional Ballots	Limited Ballots
REP Kristina Williams	413	61.64%	<div><div></div></div>	103	254	56	0	0
DEM Nancy Kennedy	257	38.36%	<div><div></div></div>	73	141	41	2	0
Total Votes Cast	670	100.00%	<div><div></div></div>	176	395	97	2	0
Overvotes	0			0	0	0	0	0
Undervotes	41			11	30	0	0	0
Contest Totals	711			187	425	97	2	0

County Judge CCD

Vote For 1

	TOTAL	VOTE %		Election Day	Early Voting	Ballot By Mail	Provisional Ballots	Limited Ballots
REP Chris Hill	414	60.88%	<div><div></div></div>	98	258	58	0	0
DEM Joshua Murray	266	39.12%	<div><div></div></div>	81	145	38	2	0
Total Votes Cast	680	100.00%	<div><div></div></div>	179	403	96	2	0
Overvotes	0			0	0	0	0	0
Undervotes	31			8	22	1	0	0
Contest Totals	711			187	425	97	2	0

District Clerk CCD

Vote For 1

	TOTAL	VOTE %		Election Day	Early Voting	Ballot By Mail	Provisional Ballots	Limited Ballots
REP Mike Gould	419	61.80%	<div><div></div></div>	105	256	58	0	0
DEM David Brignac	259	38.20%	<div><div></div></div>	73	145	39	2	0
Total Votes Cast	678	100.00%	<div><div></div></div>	178	401	97	2	0
Overvotes	0			0	0	0	0	0
Undervotes	33			9	24	0	0	0
Contest Totals	711			187	425	97	2	0

PCT 099

U. S. Representative District 3

Vote For 1

	TOTAL	VOTE %		Election Day	Early Voting	Ballot By Mail	Provisional Ballots	Limited Ballots
REP Keith Self	44	35.20%	<div><div></div></div>	19	23	2	0	0
DEM Sandeep Srivastava	76	60.80%	<div><div></div></div>	27	46	3	0	0
LIB Christopher Claytor	5	4.00%	<div><div></div></div>	0	4	1	0	0
Total Votes Cast	125	100.00%	<div><div></div></div>	46	73	6	0	0
Overvotes	0			0	0	0	0	0
Undervotes	1			1	0	0	0	0
Contest Totals	126			47	73	6	0	0

Governor

Vote For 1

	TOTAL	VOTE %		Election Day	Early Voting	Ballot By Mail	Provisional Ballots	Limited Ballots
REP Greg Abbott	40	31.75%	<div><div></div></div>	18	20	2	0	0
DEM Beto O'Rourke	83	65.87%	<div><div></div></div>	28	51	4	0	0
LIB Mark Tippetts	1	0.79%	<div><div></div></div>	1	0	0	0	0
GRN Delilah Barrios	2	1.59%	<div><div></div></div>	0	2	0	0	0
Write-In Totals	0	0.00%	<div><div></div></div>	0	0	0	0	0
Total Votes Cast	126	100.00%	<div><div></div></div>	47	73	6	0	0
Overvotes	0			0	0	0	0	0
Undervotes	0			0	0	0	0	0
Contest Totals	126			47	73	6	0	0

Lieutenant Governor

Vote For 1

	TOTAL	VOTE %		Election Day	Early Voting	Ballot By Mail	Provisional Ballots	Limited Ballots
REP Dan Patrick	41	33.06%	<div><div></div></div>	17	22	2	0	0
DEM Mike Collier	79	63.71%	<div><div></div></div>	28	48	3	0	0
LIB Shanna Steele	4	3.23%	<div><div></div></div>	1	2	1	0	0
Total Votes Cast	124	100.00%	<div><div></div></div>	46	72	6	0	0
Overvotes	0			0	0	0	0	0
Undervotes	2			1	1	0	0	0
Contest Totals	126			47	73	6	0	0

Attorney General

Vote For 1

	TOTAL	VOTE %		Election Day	Early Voting	Ballot By Mail	Provisional Ballots	Limited Ballots
REP Ken Paxton	40	32.00%	<div><div></div></div>	17	21	2	0	0
DEM Rochelle Mercedes Garza	79	63.20%	<div><div></div></div>	26	49	4	0	0
LIB Mark Ash	6	4.80%	<div><div></div></div>	3	3	0	0	0
Total Votes Cast	125	100.00%	<div><div></div></div>	46	73	6	0	0
Overvotes	0			0	0	0	0	0
Undervotes	1			1	0	0	0	0
Contest Totals	126			47	73	6	0	0

PCT 099

Comptroller of Public Accounts

Vote For 1

	TOTAL	VOTE %		Election Day	Early Voting	Ballot By Mail	Provisional Ballots	Limited Ballots
REP Glenn Hegar	50	39.68%	<div><div></div></div>	20	27	3	0	0
DEM Janet T. Dudding	73	57.94%	<div><div></div></div>	25	45	3	0	0
LIB V. Alonzo Echevarria-Garza	3	2.38%	<div><div></div></div>	2	1	0	0	0
Total Votes Cast	126	100.00%	<div><div></div></div>	47	73	6	0	0
Overvotes	0			0	0	0	0	0
Undervotes	0			0	0	0	0	0
Contest Totals	126			47	73	6	0	0

Commissioner of the General Land Office

Vote For 1

	TOTAL	VOTE %		Election Day	Early Voting	Ballot By Mail	Provisional Ballots	Limited Ballots
REP Dawn Buckingham	41	32.80%	<div><div></div></div>	16	23	2	0	0
DEM Jay Kleberg	79	63.20%	<div><div></div></div>	27	49	3	0	0
GRN Alfred Molison, Jr	5	4.00%	<div><div></div></div>	3	1	1	0	0
Write-In Totals	0	0.00%	<div><div></div></div>	0	0	0	0	0
Total Votes Cast	125	100.00%	<div><div></div></div>	46	73	6	0	0
Overvotes	0			0	0	0	0	0
Undervotes	1			1	0	0	0	0
Contest Totals	126			47	73	6	0	0

Commissioner of Agriculture

Vote For 1

	TOTAL	VOTE %		Election Day	Early Voting	Ballot By Mail	Provisional Ballots	Limited Ballots
REP Sid Miller	45	36.00%	<div><div></div></div>	19	24	2	0	0
DEM Susan Hays	80	64.00%	<div><div></div></div>	27	49	4	0	0
Total Votes Cast	125	100.00%	<div><div></div></div>	46	73	6	0	0
Overvotes	0			0	0	0	0	0
Undervotes	1			1	0	0	0	0
Contest Totals	126			47	73	6	0	0

Railroad Commissioner

Vote For 1

	TOTAL	VOTE %		Election Day	Early Voting	Ballot By Mail	Provisional Ballots	Limited Ballots
REP Wayne Christian	41	32.80%	<div><div></div></div>	18	21	2	0	0
DEM Luke Warford	75	60.00%	<div><div></div></div>	25	47	3	0	0
LIB Jaime Andres Diez	7	5.60%	<div><div></div></div>	2	5	0	0	0
GRN Hunter Wayne Crow	2	1.60%	<div><div></div></div>	1	0	1	0	0
Total Votes Cast	125	100.00%	<div><div></div></div>	46	73	6	0	0
Overvotes	0			0	0	0	0	0
Undervotes	1			1	0	0	0	0
Contest Totals	126			47	73	6	0	0

PCT 099

Justice, Supreme Court, Place 3

Vote For 1

	TOTAL	VOTE %		Election Day	Early Voting	Ballot By Mail	Provisional Ballots	Limited Ballots
REP Debra Lehrmann	46	37.10%	<div><div></div></div>	21	23	2	0	0
DEM Erin A. Nowell	75	60.48%	<div><div></div></div>	23	49	3	0	0
LIB Thomas Edward Oxford	3	2.42%	<div><div></div></div>	2	0	1	0	0
Total Votes Cast	124	100.00%	<div><div></div></div>	46	72	6	0	0
Overvotes	0			0	0	0	0	0
Undervotes	2			1	1	0	0	0
Contest Totals	126			47	73	6	0	0

Justice, Supreme Court, Place 5

Vote For 1

	TOTAL	VOTE %		Election Day	Early Voting	Ballot By Mail	Provisional Ballots	Limited Ballots
REP Rebeca Huddle	45	36.29%	<div><div></div></div>	19	23	3	0	0
DEM Amanda Reichel	79	63.71%	<div><div></div></div>	27	49	3	0	0
Total Votes Cast	124	100.00%	<div><div></div></div>	46	72	6	0	0
Overvotes	0			0	0	0	0	0
Undervotes	2			1	1	0	0	0
Contest Totals	126			47	73	6	0	0

Justice, Supreme Court, Place 9

Vote For 1

	TOTAL	VOTE %		Election Day	Early Voting	Ballot By Mail	Provisional Ballots	Limited Ballots
REP Evan Young	44	35.48%	<div><div></div></div>	19	23	2	0	0
DEM Julia Maldonado	80	64.52%	<div><div></div></div>	27	49	4	0	0
Total Votes Cast	124	100.00%	<div><div></div></div>	46	72	6	0	0
Overvotes	0			0	0	0	0	0
Undervotes	2			1	1	0	0	0
Contest Totals	126			47	73	6	0	0

Judge, Court of Criminal Appeals, Place 5

Vote For 1

	TOTAL	VOTE %		Election Day	Early Voting	Ballot By Mail	Provisional Ballots	Limited Ballots
REP Scott Walker	43	34.68%	<div><div></div></div>	20	21	2	0	0
DEM Dana Huffman	81	65.32%	<div><div></div></div>	26	51	4	0	0
Total Votes Cast	124	100.00%	<div><div></div></div>	46	72	6	0	0
Overvotes	0			0	0	0	0	0
Undervotes	2			1	1	0	0	0
Contest Totals	126			47	73	6	0	0

PCT 099

Judge, Court of Criminal Appeals, Place 6

Vote For 1

	TOTAL	VOTE %		Election Day	Early Voting	Ballot By Mail	Provisional Ballots	Limited Ballots
REP Jesse F. McClure, III	42	33.87%	<div><div></div></div>	18	22	2	0	0
DEM Robert Johnson	82	66.13%	<div><div></div></div>	28	50	4	0	0
Total Votes Cast	124	100.00%	<div><div></div></div>	46	72	6	0	0
Overvotes	0			0	0	0	0	0
Undervotes	2			1	1	0	0	0
Contest Totals	126			47	73	6	0	0

Member, State Board of Education, District 12 CCD

Vote For 1

	TOTAL	VOTE %		Election Day	Early Voting	Ballot By Mail	Provisional Ballots	Limited Ballots
REP Pam Little	45	36.29%	<div><div></div></div>	20	22	3	0	0
DEM Alex Cornwallis	73	58.87%	<div><div></div></div>	24	46	3	0	0
LIB Christy Mowrey	6	4.84%	<div><div></div></div>	2	4	0	0	0
Write-In Totals	0	0.00%	<div><div></div></div>	0	0	0	0	0
Total Votes Cast	124	100.00%	<div><div></div></div>	46	72	6	0	0
Overvotes	0			0	0	0	0	0
Undervotes	2			1	1	0	0	0
Contest Totals	126			47	73	6	0	0

State Senator, District 8

Vote For 1

	TOTAL	VOTE %		Election Day	Early Voting	Ballot By Mail	Provisional Ballots	Limited Ballots
REP Angela Paxton	41	33.33%	<div><div></div></div>	17	22	2	0	0
DEM Jonathan Cocks	77	62.60%	<div><div></div></div>	25	49	3	0	0
LIB Edward Kless	5	4.06%	<div><div></div></div>	2	2	1	0	0
Total Votes Cast	123	100.00%	<div><div></div></div>	44	73	6	0	0
Overvotes	0			0	0	0	0	0
Undervotes	3			3	0	0	0	0
Contest Totals	126			47	73	6	0	0

State Representative, District 61

Vote For 1

	TOTAL	VOTE %		Election Day	Early Voting	Ballot By Mail	Provisional Ballots	Limited Ballots
REP Frederick Frazier	42	34.15%	<div><div></div></div>	18	22	2	0	0
DEM Sheena King	81	65.85%	<div><div></div></div>	27	50	4	0	0
Total Votes Cast	123	100.00%	<div><div></div></div>	45	72	6	0	0
Overvotes	0			0	0	0	0	0
Undervotes	3			2	1	0	0	0
Contest Totals	126			47	73	6	0	0

PCT 099

Justice, 5th Court of Appeals District, Place 4

Vote For 1

	TOTAL	VOTE %		Election Day	Early Voting	Ballot By Mail	Provisional Ballots	Limited Ballots
REP Emily A. Miskel	45	36.59%	<div><div></div></div>	19	24	2	0	0
DEM Maricela Moore	78	63.41%	<div><div></div></div>	26	48	4	0	0
Total Votes Cast	123	100.00%	<div><div></div></div>	45	72	6	0	0
Overvotes	0			0	0	0	0	0
Undervotes	3			2	1	0	0	0
Contest Totals	126			47	73	6	0	0

Justice, 5th Court of Appeals District, Place 7

Vote For 1

	TOTAL	VOTE %		Election Day	Early Voting	Ballot By Mail	Provisional Ballots	Limited Ballots
REP Kristina Williams	44	35.77%	<div><div></div></div>	19	22	3	0	0
DEM Nancy Kennedy	79	64.23%	<div><div></div></div>	26	50	3	0	0
Total Votes Cast	123	100.00%	<div><div></div></div>	45	72	6	0	0
Overvotes	0			0	0	0	0	0
Undervotes	3			2	1	0	0	0
Contest Totals	126			47	73	6	0	0

County Judge CCD

Vote For 1

	TOTAL	VOTE %		Election Day	Early Voting	Ballot By Mail	Provisional Ballots	Limited Ballots
REP Chris Hill	47	38.21%	<div><div></div></div>	19	25	3	0	0
DEM Joshua Murray	76	61.79%	<div><div></div></div>	26	47	3	0	0
Total Votes Cast	123	100.00%	<div><div></div></div>	45	72	6	0	0
Overvotes	0			0	0	0	0	0
Undervotes	3			2	1	0	0	0
Contest Totals	126			47	73	6	0	0

District Clerk CCD

Vote For 1

	TOTAL	VOTE %		Election Day	Early Voting	Ballot By Mail	Provisional Ballots	Limited Ballots
REP Mike Gould	47	38.21%	<div><div></div></div>	21	24	2	0	0
DEM David Brignac	76	61.79%	<div><div></div></div>	24	48	4	0	0
Total Votes Cast	123	100.00%	<div><div></div></div>	45	72	6	0	0
Overvotes	0			0	0	0	0	0
Undervotes	3			2	1	0	0	0
Contest Totals	126			47	73	6	0	0

PCT 100

U. S. Representative District 3

Vote For 1

	TOTAL	VOTE %		Election Day	Early Voting	Ballot By Mail	Provisional Ballots	Limited Ballots
REP Keith Self	3	60.00%	<div><div></div></div>	3	0	0	0	0
DEM Sandeep Srivastava	2	40.00%	<div><div></div></div>	1	1	0	0	0
LIB Christopher Claytor	0	0.00%	<div><div></div></div>	0	0	0	0	0
Total Votes Cast	5	100.00%	<div><div></div></div>	4	1	0	0	0
Overvotes	0			0	0	0	0	0
Undervotes	0			0	0	0	0	0
Contest Totals	5			4	1	0	0	0

Governor

Vote For 1

	TOTAL	VOTE %		Election Day	Early Voting	Ballot By Mail	Provisional Ballots	Limited Ballots
REP Greg Abbott	3	60.00%	<div><div></div></div>	3	0	0	0	0
DEM Beto O'Rourke	2	40.00%	<div><div></div></div>	1	1	0	0	0
LIB Mark Tippetts	0	0.00%	<div><div></div></div>	0	0	0	0	0
GRN Delilah Barrios	0	0.00%	<div><div></div></div>	0	0	0	0	0
Write-In Totals	0	0.00%	<div><div></div></div>	0	0	0	0	0
Total Votes Cast	5	100.00%	<div><div></div></div>	4	1	0	0	0
Overvotes	0			0	0	0	0	0
Undervotes	0			0	0	0	0	0
Contest Totals	5			4	1	0	0	0

Lieutenant Governor

Vote For 1

	TOTAL	VOTE %		Election Day	Early Voting	Ballot By Mail	Provisional Ballots	Limited Ballots
REP Dan Patrick	3	60.00%	<div><div></div></div>	3	0	0	0	0
DEM Mike Collier	2	40.00%	<div><div></div></div>	1	1	0	0	0
LIB Shanna Steele	0	0.00%	<div><div></div></div>	0	0	0	0	0
Total Votes Cast	5	100.00%	<div><div></div></div>	4	1	0	0	0
Overvotes	0			0	0	0	0	0
Undervotes	0			0	0	0	0	0
Contest Totals	5			4	1	0	0	0

Attorney General

Vote For 1

	TOTAL	VOTE %		Election Day	Early Voting	Ballot By Mail	Provisional Ballots	Limited Ballots
REP Ken Paxton	3	60.00%	<div><div></div></div>	3	0	0	0	0
DEM Rochelle Mercedes Garza	2	40.00%	<div><div></div></div>	1	1	0	0	0
LIB Mark Ash	0	0.00%	<div><div></div></div>	0	0	0	0	0
Total Votes Cast	5	100.00%	<div><div></div></div>	4	1	0	0	0
Overvotes	0			0	0	0	0	0
Undervotes	0			0	0	0	0	0
Contest Totals	5			4	1	0	0	0

PCT 100

Comptroller of Public Accounts

Vote For 1

	TOTAL	VOTE %		Election Day	Early Voting	Ballot By Mail	Provisional Ballots	Limited Ballots
REP Glenn Hegar	3	60.00%	<div><div></div></div>	3	0	0	0	0
DEM Janet T. Dudding	2	40.00%	<div><div></div></div>	1	1	0	0	0
LIB V. Alonzo Echevarria-Garza	0	0.00%	<div><div></div></div>	0	0	0	0	0
Total Votes Cast	5	100.00%	<div><div></div></div>	4	1	0	0	0
Overvotes	0			0	0	0	0	0
Undervotes	0			0	0	0	0	0
Contest Totals	5			4	1	0	0	0

Commissioner of the General Land Office

Vote For 1

	TOTAL	VOTE %		Election Day	Early Voting	Ballot By Mail	Provisional Ballots	Limited Ballots
REP Dawn Buckingham	3	60.00%	<div><div></div></div>	3	0	0	0	0
DEM Jay Kleberg	2	40.00%	<div><div></div></div>	1	1	0	0	0
GRN Alfred Molison, Jr	0	0.00%	<div><div></div></div>	0	0	0	0	0
Write-In Totals	0	0.00%	<div><div></div></div>	0	0	0	0	0
Total Votes Cast	5	100.00%	<div><div></div></div>	4	1	0	0	0
Overvotes	0			0	0	0	0	0
Undervotes	0			0	0	0	0	0
Contest Totals	5			4	1	0	0	0

Commissioner of Agriculture

Vote For 1

	TOTAL	VOTE %		Election Day	Early Voting	Ballot By Mail	Provisional Ballots	Limited Ballots
REP Sid Miller	3	60.00%	<div><div></div></div>	3	0	0	0	0
DEM Susan Hays	2	40.00%	<div><div></div></div>	1	1	0	0	0
Total Votes Cast	5	100.00%	<div><div></div></div>	4	1	0	0	0
Overvotes	0			0	0	0	0	0
Undervotes	0			0	0	0	0	0
Contest Totals	5			4	1	0	0	0

Railroad Commissioner

Vote For 1

	TOTAL	VOTE %		Election Day	Early Voting	Ballot By Mail	Provisional Ballots	Limited Ballots
REP Wayne Christian	3	60.00%	<div><div></div></div>	3	0	0	0	0
DEM Luke Warford	2	40.00%	<div><div></div></div>	1	1	0	0	0
LIB Jaime Andres Diez	0	0.00%	<div><div></div></div>	0	0	0	0	0
GRN Hunter Wayne Crow	0	0.00%	<div><div></div></div>	0	0	0	0	0
Total Votes Cast	5	100.00%	<div><div></div></div>	4	1	0	0	0
Overvotes	0			0	0	0	0	0
Undervotes	0			0	0	0	0	0
Contest Totals	5			4	1	0	0	0

PCT 100

Justice, Supreme Court, Place 3

Vote For 1

	TOTAL	VOTE %		Election Day	Early Voting	Ballot By Mail	Provisional Ballots	Limited Ballots
REP Debra Lehrmann	3	60.00%	<div><div></div></div>	3	0	0	0	0
DEM Erin A. Nowell	2	40.00%	<div><div></div></div>	1	1	0	0	0
LIB Thomas Edward Oxford	0	0.00%	<div><div></div></div>	0	0	0	0	0
Total Votes Cast	5	100.00%	<div><div></div></div>	4	1	0	0	0
Overvotes	0			0	0	0	0	0
Undervotes	0			0	0	0	0	0
Contest Totals	5			4	1	0	0	0

Justice, Supreme Court, Place 5

Vote For 1

	TOTAL	VOTE %		Election Day	Early Voting	Ballot By Mail	Provisional Ballots	Limited Ballots
REP Rebeca Huddle	3	60.00%	<div><div></div></div>	3	0	0	0	0
DEM Amanda Reichel	2	40.00%	<div><div></div></div>	1	1	0	0	0
Total Votes Cast	5	100.00%	<div><div></div></div>	4	1	0	0	0
Overvotes	0			0	0	0	0	0
Undervotes	0			0	0	0	0	0
Contest Totals	5			4	1	0	0	0

Justice, Supreme Court, Place 9

Vote For 1

	TOTAL	VOTE %		Election Day	Early Voting	Ballot By Mail	Provisional Ballots	Limited Ballots
REP Evan Young	3	60.00%	<div><div></div></div>	3	0	0	0	0
DEM Julia Maldonado	2	40.00%	<div><div></div></div>	1	1	0	0	0
Total Votes Cast	5	100.00%	<div><div></div></div>	4	1	0	0	0
Overvotes	0			0	0	0	0	0
Undervotes	0			0	0	0	0	0
Contest Totals	5			4	1	0	0	0

Judge, Court of Criminal Appeals, Place 5

Vote For 1

	TOTAL	VOTE %		Election Day	Early Voting	Ballot By Mail	Provisional Ballots	Limited Ballots
REP Scott Walker	3	60.00%	<div><div></div></div>	3	0	0	0	0
DEM Dana Huffman	2	40.00%	<div><div></div></div>	1	1	0	0	0
Total Votes Cast	5	100.00%	<div><div></div></div>	4	1	0	0	0
Overvotes	0			0	0	0	0	0
Undervotes	0			0	0	0	0	0
Contest Totals	5			4	1	0	0	0

PCT 100

Judge, Court of Criminal Appeals, Place 6

Vote For 1

	TOTAL	VOTE %		Election Day	Early Voting	Ballot By Mail	Provisional Ballots	Limited Ballots
REP Jesse F. McClure, III	3	60.00%	<div><div></div></div>	3	0	0	0	0
DEM Robert Johnson	2	40.00%	<div><div></div></div>	1	1	0	0	0
Total Votes Cast	5	100.00%	<div><div></div></div>	4	1	0	0	0
Overvotes	0			0	0	0	0	0
Undervotes	0			0	0	0	0	0
Contest Totals	5			4	1	0	0	0

Member, State Board of Education, District 12 CCD

Vote For 1

	TOTAL	VOTE %		Election Day	Early Voting	Ballot By Mail	Provisional Ballots	Limited Ballots
REP Pam Little	3	60.00%	<div><div></div></div>	3	0	0	0	0
DEM Alex Cornwallis	2	40.00%	<div><div></div></div>	1	1	0	0	0
LIB Christy Mowrey	0	0.00%	<div><div></div></div>	0	0	0	0	0
Write-In Totals	0	0.00%	<div><div></div></div>	0	0	0	0	0
Total Votes Cast	5	100.00%	<div><div></div></div>	4	1	0	0	0
Overvotes	0			0	0	0	0	0
Undervotes	0			0	0	0	0	0
Contest Totals	5			4	1	0	0	0

State Senator, District 8

Vote For 1

	TOTAL	VOTE %		Election Day	Early Voting	Ballot By Mail	Provisional Ballots	Limited Ballots
REP Angela Paxton	2	50.00%	<div><div></div></div>	2	0	0	0	0
DEM Jonathan Cocks	2	50.00%	<div><div></div></div>	1	1	0	0	0
LIB Edward Kless	0	0.00%	<div><div></div></div>	0	0	0	0	0
Total Votes Cast	4	100.00%	<div><div></div></div>	3	1	0	0	0
Overvotes	0			0	0	0	0	0
Undervotes	1			1	0	0	0	0
Contest Totals	5			4	1	0	0	0

State Representative, District 67

Vote For 1

	TOTAL	VOTE %		Election Day	Early Voting	Ballot By Mail	Provisional Ballots	Limited Ballots
REP Jeff Leach	2	50.00%	<div><div></div></div>	2	0	0	0	0
DEM Kevin Morris	2	50.00%	<div><div></div></div>	1	1	0	0	0
Total Votes Cast	4	100.00%	<div><div></div></div>	3	1	0	0	0
Overvotes	0			0	0	0	0	0
Undervotes	1			1	0	0	0	0
Contest Totals	5			4	1	0	0	0

PCT 100

Justice, 5th Court of Appeals District, Place 4

Vote For 1

	TOTAL	VOTE %		Election Day	Early Voting	Ballot By Mail	Provisional Ballots	Limited Ballots
REP Emily A. Miskel	3	60.00%	<div><div></div></div>	3	0	0	0	0
DEM Maricela Moore	2	40.00%	<div><div></div></div>	1	1	0	0	0
Total Votes Cast	5	100.00%	<div><div></div></div>	4	1	0	0	0
Overvotes	0			0	0	0	0	0
Undervotes	0			0	0	0	0	0
Contest Totals	5			4	1	0	0	0

Justice, 5th Court of Appeals District, Place 7

Vote For 1

	TOTAL	VOTE %		Election Day	Early Voting	Ballot By Mail	Provisional Ballots	Limited Ballots
REP Kristina Williams	3	60.00%	<div><div></div></div>	3	0	0	0	0
DEM Nancy Kennedy	2	40.00%	<div><div></div></div>	1	1	0	0	0
Total Votes Cast	5	100.00%	<div><div></div></div>	4	1	0	0	0
Overvotes	0			0	0	0	0	0
Undervotes	0			0	0	0	0	0
Contest Totals	5			4	1	0	0	0

County Judge CCD

Vote For 1

	TOTAL	VOTE %		Election Day	Early Voting	Ballot By Mail	Provisional Ballots	Limited Ballots
REP Chris Hill	3	60.00%	<div><div></div></div>	3	0	0	0	0
DEM Joshua Murray	2	40.00%	<div><div></div></div>	1	1	0	0	0
Total Votes Cast	5	100.00%	<div><div></div></div>	4	1	0	0	0
Overvotes	0			0	0	0	0	0
Undervotes	0			0	0	0	0	0
Contest Totals	5			4	1	0	0	0

District Clerk CCD

Vote For 1

	TOTAL	VOTE %		Election Day	Early Voting	Ballot By Mail	Provisional Ballots	Limited Ballots
REP Mike Gould	3	60.00%	<div><div></div></div>	3	0	0	0	0
DEM David Brignac	2	40.00%	<div><div></div></div>	1	1	0	0	0
Total Votes Cast	5	100.00%	<div><div></div></div>	4	1	0	0	0
Overvotes	0			0	0	0	0	0
Undervotes	0			0	0	0	0	0
Contest Totals	5			4	1	0	0	0

PCT 101

U. S. Representative District 3

Vote For 1

	TOTAL	VOTE %		Election Day	Early Voting	Ballot By Mail	Provisional Ballots	Limited Ballots
REP Keith Self	1,033	51.94%	<div><div></div></div>	307	711	15	0	0
DEM Sandeep Srivastava	908	45.65%	<div><div></div></div>	225	644	38	1	0
LIB Christopher Claytor	48	2.41%	<div><div></div></div>	20	28	0	0	0
Total Votes Cast	1,989	100.00%	<div><div></div></div>	552	1,383	53	1	0
Overvotes	0			0	0	0	0	0
Undervotes	33			17	15	1	0	0
Contest Totals	2,022			569	1,398	54	1	0

Governor

Vote For 1

	TOTAL	VOTE %		Election Day	Early Voting	Ballot By Mail	Provisional Ballots	Limited Ballots
REP Greg Abbott	998	49.38%	<div><div></div></div>	295	689	14	0	0
DEM Beto O'Rourke	993	49.13%	<div><div></div></div>	263	691	38	1	0
LIB Mark Tippetts	20	0.99%	<div><div></div></div>	8	12	0	0	0
GRN Delilah Barrios	7	0.35%	<div><div></div></div>	2	5	0	0	0
Write-In Totals	3	0.15%	<div><div></div></div>	1	0	2	0	0
Total Votes Cast	2,021	100.00%	<div><div></div></div>	569	1,397	54	1	0
Overvotes	0			0	0	0	0	0
Undervotes	1			0	1	0	0	0
Contest Totals	2,022			569	1,398	54	1	0

Lieutenant Governor

Vote For 1

	TOTAL	VOTE %		Election Day	Early Voting	Ballot By Mail	Provisional Ballots	Limited Ballots
REP Dan Patrick	990	49.57%	<div><div></div></div>	296	680	14	0	0
DEM Mike Collier	964	48.27%	<div><div></div></div>	244	680	39	1	0
LIB Shanna Steele	43	2.15%	<div><div></div></div>	18	25	0	0	0
Total Votes Cast	1,997	100.00%	<div><div></div></div>	558	1,385	53	1	0
Overvotes	0			0	0	0	0	0
Undervotes	25			11	13	1	0	0
Contest Totals	2,022			569	1,398	54	1	0

Attorney General

Vote For 1

	TOTAL	VOTE %		Election Day	Early Voting	Ballot By Mail	Provisional Ballots	Limited Ballots
REP Ken Paxton	964	48.44%	<div><div></div></div>	291	660	13	0	0
DEM Rochelle Mercedes Garza	960	48.24%	<div><div></div></div>	247	673	39	1	0
LIB Mark Ash	66	3.32%	<div><div></div></div>	19	47	0	0	0
Total Votes Cast	1,990	100.00%	<div><div></div></div>	557	1,380	52	1	0
Overvotes	0			0	0	0	0	0
Undervotes	32			12	18	2	0	0
Contest Totals	2,022			569	1,398	54	1	0

PCT 101

Comptroller of Public Accounts

Vote For 1

	TOTAL	VOTE %		Election Day	Early Voting	Ballot By Mail	Provisional Ballots	Limited Ballots
REP Glenn Hegar	1,048	52.82%	<div><div></div></div>	312	721	15	0	0
DEM Janet T. Dudding	899	45.31%	<div><div></div></div>	229	630	39	1	0
LIB V. Alonzo Echevarria-Garza	37	1.86%	<div><div></div></div>	10	27	0	0	0
Total Votes Cast	1,984	100.00%	<div><div></div></div>	551	1,378	54	1	0
Overvotes	0			0	0	0	0	0
Undervotes	38			18	20	0	0	0
Contest Totals	2,022			569	1,398	54	1	0

Commissioner of the General Land Office

Vote For 1

	TOTAL	VOTE %		Election Day	Early Voting	Ballot By Mail	Provisional Ballots	Limited Ballots
REP Dawn Buckingham	1,051	53.24%	<div><div></div></div>	321	717	13	0	0
DEM Jay Kleberg	896	45.39%	<div><div></div></div>	219	636	40	1	0
GRN Alfred Molison, Jr	25	1.27%	<div><div></div></div>	8	17	0	0	0
Write-In Totals	2	0.10%	<div><div></div></div>	1	0	1	0	0
Total Votes Cast	1,974	100.00%	<div><div></div></div>	549	1,370	54	1	0
Overvotes	0			0	0	0	0	0
Undervotes	48			20	28	0	0	0
Contest Totals	2,022			569	1,398	54	1	0

Commissioner of Agriculture

Vote For 1

	TOTAL	VOTE %		Election Day	Early Voting	Ballot By Mail	Provisional Ballots	Limited Ballots
REP Sid Miller	1,057	53.52%	<div><div></div></div>	316	726	15	0	0
DEM Susan Hays	918	46.48%	<div><div></div></div>	235	644	38	1	0
Total Votes Cast	1,975	100.00%	<div><div></div></div>	551	1,370	53	1	0
Overvotes	0			0	0	0	0	0
Undervotes	47			18	28	1	0	0
Contest Totals	2,022			569	1,398	54	1	0

Railroad Commissioner

Vote For 1

	TOTAL	VOTE %		Election Day	Early Voting	Ballot By Mail	Provisional Ballots	Limited Ballots
REP Wayne Christian	1,033	52.17%	<div><div></div></div>	307	711	15	0	0
DEM Luke Warford	882	44.55%	<div><div></div></div>	218	626	37	1	0
LIB Jaime Andres Diez	44	2.22%	<div><div></div></div>	18	25	1	0	0
GRN Hunter Wayne Crow	21	1.06%	<div><div></div></div>	8	13	0	0	0
Total Votes Cast	1,980	100.00%	<div><div></div></div>	551	1,375	53	1	0
Overvotes	0			0	0	0	0	0
Undervotes	42			18	23	1	0	0
Contest Totals	2,022			569	1,398	54	1	0

PCT 101

Justice, Supreme Court, Place 3

Vote For 1

	TOTAL	VOTE %		Election Day	Early Voting	Ballot By Mail	Provisional Ballots	Limited Ballots
REP Debra Lehrmann	1,045	52.75%	<div><div></div></div>	311	719	15	0	0
DEM Erin A. Nowell	896	45.23%	<div><div></div></div>	224	632	39	1	0
LIB Thomas Edward Oxford	40	2.02%	<div><div></div></div>	15	25	0	0	0
Total Votes Cast	1,981	100.00%	<div><div></div></div>	550	1,376	54	1	0
Overvotes	0			0	0	0	0	0
Undervotes	41			19	22	0	0	0
Contest Totals	2,022			569	1,398	54	1	0

Justice, Supreme Court, Place 5

Vote For 1

	TOTAL	VOTE %		Election Day	Early Voting	Ballot By Mail	Provisional Ballots	Limited Ballots
REP Rebeca Huddle	1,042	52.95%	<div><div></div></div>	310	717	15	0	0
DEM Amanda Reichel	926	47.05%	<div><div></div></div>	233	653	39	1	0
Total Votes Cast	1,968	100.00%	<div><div></div></div>	543	1,370	54	1	0
Overvotes	0			0	0	0	0	0
Undervotes	54			26	28	0	0	0
Contest Totals	2,022			569	1,398	54	1	0

Justice, Supreme Court, Place 9

Vote For 1

	TOTAL	VOTE %		Election Day	Early Voting	Ballot By Mail	Provisional Ballots	Limited Ballots
REP Evan Young	1,037	52.75%	<div><div></div></div>	309	714	14	0	0
DEM Julia Maldonado	929	47.25%	<div><div></div></div>	233	655	40	1	0
Total Votes Cast	1,966	100.00%	<div><div></div></div>	542	1,369	54	1	0
Overvotes	0			0	0	0	0	0
Undervotes	56			27	29	0	0	0
Contest Totals	2,022			569	1,398	54	1	0

Judge, Court of Criminal Appeals, Place 5

Vote For 1

	TOTAL	VOTE %		Election Day	Early Voting	Ballot By Mail	Provisional Ballots	Limited Ballots
REP Scott Walker	1,034	52.59%	<div><div></div></div>	307	714	13	0	0
DEM Dana Huffman	932	47.41%	<div><div></div></div>	238	653	40	1	0
Total Votes Cast	1,966	100.00%	<div><div></div></div>	545	1,367	53	1	0
Overvotes	0			0	0	0	0	0
Undervotes	56			24	31	1	0	0
Contest Totals	2,022			569	1,398	54	1	0

PCT 101

Judge, Court of Criminal Appeals, Place 6

Vote For 1

	TOTAL	VOTE %		Election Day	Early Voting	Ballot By Mail	Provisional Ballots	Limited Ballots
REP Jesse F. McClure, III	1,048	53.50%	<div><div></div></div>	312	721	15	0	0
DEM Robert Johnson	911	46.50%	<div><div></div></div>	229	643	38	1	0
Total Votes Cast	1,959	100.00%	<div><div></div></div>	541	1,364	53	1	0
Overvotes	0			0	0	0	0	0
Undervotes	63			28	34	1	0	0
Contest Totals	2,022			569	1,398	54	1	0

Member, State Board of Education, District 12 CCD

Vote For 1

	TOTAL	VOTE %		Election Day	Early Voting	Ballot By Mail	Provisional Ballots	Limited Ballots
REP Pam Little	1,024	51.80%	<div><div></div></div>	306	704	14	0	0
DEM Alex Cornwallis	882	44.61%	<div><div></div></div>	219	623	39	1	0
LIB Christy Mowrey	71	3.59%	<div><div></div></div>	23	47	1	0	0
Write-In Totals	0	0.00%	<div><div></div></div>	0	0	0	0	0
Total Votes Cast	1,977	100.00%	<div><div></div></div>	548	1,374	54	1	0
Overvotes	0			0	0	0	0	0
Undervotes	45			21	24	0	0	0
Contest Totals	2,022			569	1,398	54	1	0

State Representative, District 66

Vote For 1

	TOTAL	VOTE %		Election Day	Early Voting	Ballot By Mail	Provisional Ballots	Limited Ballots
REP Matt Shaheen	1,051	53.62%	<div><div></div></div>	317	718	16	0	0
DEM Jesse Ringness	909	46.38%	<div><div></div></div>	222	649	37	1	0
Total Votes Cast	1,960	100.00%	<div><div></div></div>	539	1,367	53	1	0
Overvotes	0			0	0	0	0	0
Undervotes	62			30	31	1	0	0
Contest Totals	2,022			569	1,398	54	1	0

Justice, 5th Court of Appeals District, Place 4

Vote For 1

	TOTAL	VOTE %		Election Day	Early Voting	Ballot By Mail	Provisional Ballots	Limited Ballots
REP Emily A. Miskel	1,039	53.28%	<div><div></div></div>	314	709	16	0	0
DEM Maricela Moore	911	46.72%	<div><div></div></div>	223	651	36	1	0
Total Votes Cast	1,950	100.00%	<div><div></div></div>	537	1,360	52	1	0
Overvotes	0			0	0	0	0	0
Undervotes	72			32	38	2	0	0
Contest Totals	2,022			569	1,398	54	1	0

PCT 101

Justice, 5th Court of Appeals District, Place 7

Vote For 1

	TOTAL	VOTE %		Election Day	Early Voting	Ballot By Mail	Provisional Ballots	Limited Ballots
REP Kristina Williams	1,033	52.95%	<div><div></div></div>	312	708	13	0	0
DEM Nancy Kennedy	918	47.05%	<div><div></div></div>	226	652	39	1	0
Total Votes Cast	1,951	100.00%	<div><div></div></div>	538	1,360	52	1	0
Overvotes	0			0	0	0	0	0
Undervotes	71			31	38	2	0	0
Contest Totals	2,022			569	1,398	54	1	0

County Judge CCD

Vote For 1

	TOTAL	VOTE %		Election Day	Early Voting	Ballot By Mail	Provisional Ballots	Limited Ballots
REP Chris Hill	1,045	53.21%	<div><div></div></div>	313	717	15	0	0
DEM Joshua Murray	919	46.79%	<div><div></div></div>	230	651	37	1	0
Total Votes Cast	1,964	100.00%	<div><div></div></div>	543	1,368	52	1	0
Overvotes	0			0	0	0	0	0
Undervotes	58			26	30	2	0	0
Contest Totals	2,022			569	1,398	54	1	0

District Clerk CCD

Vote For 1

	TOTAL	VOTE %		Election Day	Early Voting	Ballot By Mail	Provisional Ballots	Limited Ballots
REP Mike Gould	1,062	54.43%	<div><div></div></div>	322	726	14	0	0
DEM David Brignac	889	45.57%	<div><div></div></div>	215	636	37	1	0
Total Votes Cast	1,951	100.00%	<div><div></div></div>	537	1,362	51	1	0
Overvotes	0			0	0	0	0	0
Undervotes	71			32	36	3	0	0
Contest Totals	2,022			569	1,398	54	1	0

Justice of the Peace, Precinct 4

Vote For 1

	TOTAL	VOTE %		Election Day	Early Voting	Ballot By Mail	Provisional Ballots	Limited Ballots
REP Vincent Venegoni	1,044	53.68%	<div><div></div></div>	317	714	13	0	0
DEM Adam Kern	901	46.32%	<div><div></div></div>	218	644	38	1	0
Total Votes Cast	1,945	100.00%	<div><div></div></div>	535	1,358	51	1	0
Overvotes	0			0	0	0	0	0
Undervotes	77			34	40	3	0	0
Contest Totals	2,022			569	1,398	54	1	0

PCT 102

U. S. Representative District 3

Vote For 1

	TOTAL	VOTE %		Election Day	Early Voting	Ballot By Mail	Provisional Ballots	Limited Ballots
REP Keith Self	1,093	67.30%	<div><div></div></div>	277	773	43	0	0
DEM Sandeep Srivastava	490	30.17%	<div><div></div></div>	94	369	26	1	0
LIB Christopher Claytor	41	2.52%	<div><div></div></div>	10	31	0	0	0
Total Votes Cast	1,624	100.00%	<div><div></div></div>	381	1,173	69	1	0
Overvotes	0			0	0	0	0	0
Undervotes	30			7	18	5	0	0
Contest Totals	1,654			388	1,191	74	1	0

Governor

Vote For 1

	TOTAL	VOTE %		Election Day	Early Voting	Ballot By Mail	Provisional Ballots	Limited Ballots
REP Greg Abbott	1,082	65.70%	<div><div></div></div>	270	768	44	0	0
DEM Beto O'Rourke	541	32.85%	<div><div></div></div>	109	403	28	1	0
LIB Mark Tippetts	19	1.15%	<div><div></div></div>	6	13	0	0	0
GRN Delilah Barrios	4	0.24%	<div><div></div></div>	3	1	0	0	0
Write-In Totals	1	0.06%	<div><div></div></div>	0	1	0	0	0
Total Votes Cast	1,647	100.00%	<div><div></div></div>	388	1,186	72	1	0
Overvotes	0			0	0	0	0	0
Undervotes	7			0	5	2	0	0
Contest Totals	1,654			388	1,191	74	1	0

Lieutenant Governor

Vote For 1

	TOTAL	VOTE %		Election Day	Early Voting	Ballot By Mail	Provisional Ballots	Limited Ballots
REP Dan Patrick	1,028	62.80%	<div><div></div></div>	254	731	43	0	0
DEM Mike Collier	565	34.51%	<div><div></div></div>	113	423	28	1	0
LIB Shanna Steele	44	2.69%	<div><div></div></div>	13	31	0	0	0
Total Votes Cast	1,637	100.00%	<div><div></div></div>	380	1,185	71	1	0
Overvotes	0			0	0	0	0	0
Undervotes	17			8	6	3	0	0
Contest Totals	1,654			388	1,191	74	1	0

Attorney General

Vote For 1

	TOTAL	VOTE %		Election Day	Early Voting	Ballot By Mail	Provisional Ballots	Limited Ballots
REP Ken Paxton	1,004	61.94%	<div><div></div></div>	257	706	41	0	0
DEM Rochelle Mercedes Garza	547	33.74%	<div><div></div></div>	102	416	28	1	0
LIB Mark Ash	70	4.32%	<div><div></div></div>	19	50	1	0	0
Total Votes Cast	1,621	100.00%	<div><div></div></div>	378	1,172	70	1	0
Overvotes	0			0	0	0	0	0
Undervotes	33			10	19	4	0	0
Contest Totals	1,654			388	1,191	74	1	0

PCT 102

Comptroller of Public Accounts

Vote For 1

	TOTAL	VOTE %		Election Day	Early Voting	Ballot By Mail	Provisional Ballots	Limited Ballots
REP Glenn Hegar	1,118	69.18%	<div><div></div></div>	279	794	45	0	0
DEM Janet T. Dudding	465	28.77%	<div><div></div></div>	90	348	26	1	0
LIB V. Alonzo Echevarria-Garza	33	2.04%	<div><div></div></div>	9	24	0	0	0
Total Votes Cast	1,616	100.00%	<div><div></div></div>	378	1,166	71	1	0
Overvotes	0			0	0	0	0	0
Undervotes	38			10	25	3	0	0
Contest Totals	1,654			388	1,191	74	1	0

Commissioner of the General Land Office

Vote For 1

	TOTAL	VOTE %		Election Day	Early Voting	Ballot By Mail	Provisional Ballots	Limited Ballots
REP Dawn Buckingham	1,092	67.95%	<div><div></div></div>	274	774	44	0	0
DEM Jay Kleberg	496	30.86%	<div><div></div></div>	92	376	27	1	0
GRN Alfred Molison, Jr	18	1.12%	<div><div></div></div>	7	11	0	0	0
Write-In Totals	1	0.06%	<div><div></div></div>	1	0	0	0	0
Total Votes Cast	1,607	100.00%	<div><div></div></div>	374	1,161	71	1	0
Overvotes	0			0	0	0	0	0
Undervotes	47			14	30	3	0	0
Contest Totals	1,654			388	1,191	74	1	0

Commissioner of Agriculture

Vote For 1

	TOTAL	VOTE %		Election Day	Early Voting	Ballot By Mail	Provisional Ballots	Limited Ballots
REP Sid Miller	1,090	67.49%	<div><div></div></div>	267	779	44	0	0
DEM Susan Hays	525	32.51%	<div><div></div></div>	108	388	28	1	0
Total Votes Cast	1,615	100.00%	<div><div></div></div>	375	1,167	72	1	0
Overvotes	0			0	0	0	0	0
Undervotes	39			13	24	2	0	0
Contest Totals	1,654			388	1,191	74	1	0

Railroad Commissioner

Vote For 1

	TOTAL	VOTE %		Election Day	Early Voting	Ballot By Mail	Provisional Ballots	Limited Ballots
REP Wayne Christian	1,079	67.02%	<div><div></div></div>	268	766	45	0	0
DEM Luke Warford	476	29.57%	<div><div></div></div>	88	362	25	1	0
LIB Jaime Andres Diez	39	2.42%	<div><div></div></div>	13	26	0	0	0
GRN Hunter Wayne Crow	16	0.99%	<div><div></div></div>	6	9	1	0	0
Total Votes Cast	1,610	100.00%	<div><div></div></div>	375	1,163	71	1	0
Overvotes	0			0	0	0	0	0
Undervotes	44			13	28	3	0	0
Contest Totals	1,654			388	1,191	74	1	0

PCT 102

Justice, Supreme Court, Place 3

Vote For 1

	TOTAL	VOTE %		Election Day	Early Voting	Ballot By Mail	Provisional Ballots	Limited Ballots
REP Debra Lehrmann	1,090	67.79%	<div><div></div></div>	273	773	44	0	0
DEM Erin A. Nowell	494	30.72%	<div><div></div></div>	96	371	26	1	0
LIB Thomas Edward Oxford	24	1.49%	<div><div></div></div>	6	18	0	0	0
Total Votes Cast	1,608	100.00%	<div><div></div></div>	375	1,162	70	1	0
Overvotes	0			0	0	0	0	0
Undervotes	46			13	29	4	0	0
Contest Totals	1,654			388	1,191	74	1	0

Justice, Supreme Court, Place 5

Vote For 1

	TOTAL	VOTE %		Election Day	Early Voting	Ballot By Mail	Provisional Ballots	Limited Ballots
REP Rebeca Huddle	1,101	68.73%	<div><div></div></div>	278	778	45	0	0
DEM Amanda Reichel	501	31.27%	<div><div></div></div>	95	380	25	1	0
Total Votes Cast	1,602	100.00%	<div><div></div></div>	373	1,158	70	1	0
Overvotes	0			0	0	0	0	0
Undervotes	52			15	33	4	0	0
Contest Totals	1,654			388	1,191	74	1	0

Justice, Supreme Court, Place 9

Vote For 1

	TOTAL	VOTE %		Election Day	Early Voting	Ballot By Mail	Provisional Ballots	Limited Ballots
REP Evan Young	1,090	68.25%	<div><div></div></div>	273	772	45	0	0
DEM Julia Maldonado	507	31.75%	<div><div></div></div>	100	380	26	1	0
Total Votes Cast	1,597	100.00%	<div><div></div></div>	373	1,152	71	1	0
Overvotes	0			0	0	0	0	0
Undervotes	57			15	39	3	0	0
Contest Totals	1,654			388	1,191	74	1	0

Judge, Court of Criminal Appeals, Place 5

Vote For 1

	TOTAL	VOTE %		Election Day	Early Voting	Ballot By Mail	Provisional Ballots	Limited Ballots
REP Scott Walker	1,098	68.80%	<div><div></div></div>	274	779	45	0	0
DEM Dana Huffman	498	31.20%	<div><div></div></div>	96	375	26	1	0
Total Votes Cast	1,596	100.00%	<div><div></div></div>	370	1,154	71	1	0
Overvotes	0			0	0	0	0	0
Undervotes	58			18	37	3	0	0
Contest Totals	1,654			388	1,191	74	1	0

PCT 102

Judge, Court of Criminal Appeals, Place 6

Vote For 1

	TOTAL	VOTE %		Election Day	Early Voting	Ballot By Mail	Provisional Ballots	Limited Ballots
REP Jesse F. McClure, III	1,098	69.06%	<div><div></div></div>	275	778	45	0	0
DEM Robert Johnson	492	30.94%	<div><div></div></div>	93	372	26	1	0
Total Votes Cast	1,590	100.00%	<div><div></div></div>	368	1,150	71	1	0
Overvotes	0			0	0	0	0	0
Undervotes	64			20	41	3	0	0
Contest Totals	1,654			388	1,191	74	1	0

Member, State Board of Education, District 12 CCD

Vote For 1

	TOTAL	VOTE %		Election Day	Early Voting	Ballot By Mail	Provisional Ballots	Limited Ballots
REP Pam Little	1,081	67.39%	<div><div></div></div>	268	768	45	0	0
DEM Alex Cornwallis	484	30.17%	<div><div></div></div>	94	365	24	1	0
LIB Christy Mowrey	38	2.37%	<div><div></div></div>	11	25	2	0	0
Write-In Totals	1	0.06%	<div><div></div></div>	1	0	0	0	0
Total Votes Cast	1,604	100.00%	<div><div></div></div>	374	1,158	71	1	0
Overvotes	0			0	0	0	0	0
Undervotes	50			14	33	3	0	0
Contest Totals	1,654			388	1,191	74	1	0

State Senator, District 8

Vote For 1

	TOTAL	VOTE %		Election Day	Early Voting	Ballot By Mail	Provisional Ballots	Limited Ballots
REP Angela Paxton	1,034	64.02%	<div><div></div></div>	266	724	44	0	0
DEM Jonathan Cocks	532	32.94%	<div><div></div></div>	102	402	27	1	0
LIB Edward Kless	49	3.03%	<div><div></div></div>	12	37	0	0	0
Total Votes Cast	1,615	100.00%	<div><div></div></div>	380	1,163	71	1	0
Overvotes	0			0	0	0	0	0
Undervotes	39			8	28	3	0	0
Contest Totals	1,654			388	1,191	74	1	0

State Representative, District 61

Vote For 1

	TOTAL	VOTE %		Election Day	Early Voting	Ballot By Mail	Provisional Ballots	Limited Ballots
REP Frederick Frazier	1,077	67.19%	<div><div></div></div>	269	763	45	0	0
DEM Sheena King	526	32.81%	<div><div></div></div>	104	395	26	1	0
Total Votes Cast	1,603	100.00%	<div><div></div></div>	373	1,158	71	1	0
Overvotes	0			0	0	0	0	0
Undervotes	51			15	33	3	0	0
Contest Totals	1,654			388	1,191	74	1	0

PCT 102

Justice, 5th Court of Appeals District, Place 4

Vote For 1

	TOTAL	VOTE %		Election Day	Early Voting	Ballot By Mail	Provisional Ballots	Limited Ballots
REP Emily A. Miskel	1,100	69.40%	<div><div></div></div>	277	778	45	0	0
DEM Maricela Moore	485	30.60%	<div><div></div></div>	93	365	26	1	0
Total Votes Cast	1,585	100.00%	<div><div></div></div>	370	1,143	71	1	0
Overvotes	0			0	0	0	0	0
Undervotes	69			18	48	3	0	0
Contest Totals	1,654			388	1,191	74	1	0

Justice, 5th Court of Appeals District, Place 7

Vote For 1

	TOTAL	VOTE %		Election Day	Early Voting	Ballot By Mail	Provisional Ballots	Limited Ballots
REP Kristina Williams	1,086	68.60%	<div><div></div></div>	275	766	45	0	0
DEM Nancy Kennedy	497	31.40%	<div><div></div></div>	95	375	26	1	0
Total Votes Cast	1,583	100.00%	<div><div></div></div>	370	1,141	71	1	0
Overvotes	0			0	0	0	0	0
Undervotes	71			18	50	3	0	0
Contest Totals	1,654			388	1,191	74	1	0

County Judge CCD

Vote For 1

	TOTAL	VOTE %		Election Day	Early Voting	Ballot By Mail	Provisional Ballots	Limited Ballots
REP Chris Hill	1,096	68.07%	<div><div></div></div>	276	778	42	0	0
DEM Joshua Murray	514	31.93%	<div><div></div></div>	99	387	27	1	0
Total Votes Cast	1,610	100.00%	<div><div></div></div>	375	1,165	69	1	0
Overvotes	0			0	0	0	0	0
Undervotes	44			13	26	5	0	0
Contest Totals	1,654			388	1,191	74	1	0

District Clerk CCD

Vote For 1

	TOTAL	VOTE %		Election Day	Early Voting	Ballot By Mail	Provisional Ballots	Limited Ballots
REP Mike Gould	1,102	69.48%	<div><div></div></div>	275	782	45	0	0
DEM David Brignac	484	30.52%	<div><div></div></div>	97	360	26	1	0
Total Votes Cast	1,586	100.00%	<div><div></div></div>	372	1,142	71	1	0
Overvotes	0			0	0	0	0	0
Undervotes	68			16	49	3	0	0
Contest Totals	1,654			388	1,191	74	1	0

PCT 103

U. S. Representative, District 32

Vote For 1

	TOTAL	VOTE %		Election Day	Early Voting	Ballot By Mail	Provisional Ballots	Limited Ballots
REP Antonio Swad	248	44.21%	<div><div></div></div>	81	158	9	0	0
DEM Colin Allred	313	55.79%	<div><div></div></div>	95	204	14	0	0
Total Votes Cast	561	100.00%	<div><div></div></div>	176	362	23	0	0
Overvotes	0			0	0	0	0	0
Undervotes	9			4	5	0	0	0
Contest Totals	570			180	367	23	0	0

Governor

Vote For 1

	TOTAL	VOTE %		Election Day	Early Voting	Ballot By Mail	Provisional Ballots	Limited Ballots
REP Greg Abbott	246	43.16%	<div><div></div></div>	80	157	9	0	0
DEM Beto O'Rourke	313	54.91%	<div><div></div></div>	94	207	12	0	0
LIB Mark Tippetts	9	1.58%	<div><div></div></div>	5	2	2	0	0
GRN Delilah Barrios	1	0.18%	<div><div></div></div>	1	0	0	0	0
Write-In Totals	2	0.35%	<div><div></div></div>	0	2	0	0	0
Total Votes Cast	570	100.00%	<div><div></div></div>	180	367	23	0	0
Overvotes	0			0	0	0	0	0
Undervotes	0			0	0	0	0	0
Contest Totals	570			180	367	23	0	0

Lieutenant Governor

Vote For 1

	TOTAL	VOTE %		Election Day	Early Voting	Ballot By Mail	Provisional Ballots	Limited Ballots
REP Dan Patrick	240	43.01%	<div><div></div></div>	74	157	9	0	0
DEM Mike Collier	300	53.76%	<div><div></div></div>	86	201	13	0	0
LIB Shanna Steele	18	3.23%	<div><div></div></div>	13	4	1	0	0
Total Votes Cast	558	100.00%	<div><div></div></div>	173	362	23	0	0
Overvotes	0			0	0	0	0	0
Undervotes	12			7	5	0	0	0
Contest Totals	570			180	367	23	0	0

Attorney General

Vote For 1

	TOTAL	VOTE %		Election Day	Early Voting	Ballot By Mail	Provisional Ballots	Limited Ballots
REP Ken Paxton	242	43.14%	<div><div></div></div>	78	155	9	0	0
DEM Rochelle Mercedes Garza	294	52.41%	<div><div></div></div>	85	196	13	0	0
LIB Mark Ash	25	4.46%	<div><div></div></div>	12	12	1	0	0
Total Votes Cast	561	100.00%	<div><div></div></div>	175	363	23	0	0
Overvotes	0			0	0	0	0	0
Undervotes	9			5	4	0	0	0
Contest Totals	570			180	367	23	0	0

PCT 103

Comptroller of Public Accounts

Vote For 1

	TOTAL	VOTE %		Election Day	Early Voting	Ballot By Mail	Provisional Ballots	Limited Ballots
REP Glenn Hegar	246	44.57%	<div><div></div></div>	76	161	9	0	0
DEM Janet T. Dudding	291	52.72%	<div><div></div></div>	88	190	13	0	0
LIB V. Alonzo Echevarria-Garza	15	2.72%	<div><div></div></div>	10	5	0	0	0
Total Votes Cast	552	100.00%	<div><div></div></div>	174	356	22	0	0
Overvotes	0			0	0	0	0	0
Undervotes	18			6	11	1	0	0
Contest Totals	570			180	367	23	0	0

Commissioner of the General Land Office

Vote For 1

	TOTAL	VOTE %		Election Day	Early Voting	Ballot By Mail	Provisional Ballots	Limited Ballots
REP Dawn Buckingham	251	45.31%	<div><div></div></div>	82	160	9	0	0
DEM Jay Kleberg	287	51.81%	<div><div></div></div>	84	190	13	0	0
GRN Alfred Molison, Jr	16	2.89%	<div><div></div></div>	9	7	0	0	0
Write-In Totals	0	0.00%	<div><div></div></div>	0	0	0	0	0
Total Votes Cast	554	100.00%	<div><div></div></div>	175	357	22	0	0
Overvotes	0			0	0	0	0	0
Undervotes	16			5	10	1	0	0
Contest Totals	570			180	367	23	0	0

Commissioner of Agriculture

Vote For 1

	TOTAL	VOTE %		Election Day	Early Voting	Ballot By Mail	Provisional Ballots	Limited Ballots
REP Sid Miller	251	45.14%	<div><div></div></div>	81	161	9	0	0
DEM Susan Hays	305	54.86%	<div><div></div></div>	95	197	13	0	0
Total Votes Cast	556	100.00%	<div><div></div></div>	176	358	22	0	0
Overvotes	0			0	0	0	0	0
Undervotes	14			4	9	1	0	0
Contest Totals	570			180	367	23	0	0

Railroad Commissioner

Vote For 1

	TOTAL	VOTE %		Election Day	Early Voting	Ballot By Mail	Provisional Ballots	Limited Ballots
REP Wayne Christian	245	43.99%	<div><div></div></div>	79	157	9	0	0
DEM Luke Warford	282	50.63%	<div><div></div></div>	82	187	13	0	0
LIB Jaime Andres Diez	20	3.59%	<div><div></div></div>	10	10	0	0	0
GRN Hunter Wayne Crow	10	1.80%	<div><div></div></div>	5	5	0	0	0
Total Votes Cast	557	100.00%	<div><div></div></div>	176	359	22	0	0
Overvotes	0			0	0	0	0	0
Undervotes	13			4	8	1	0	0
Contest Totals	570			180	367	23	0	0

PCT 103

Justice, Supreme Court, Place 3

Vote For 1

	TOTAL	VOTE %		Election Day	Early Voting	Ballot By Mail	Provisional Ballots	Limited Ballots
REP Debra Lehrmann	245	43.91%	<div><div></div></div>	81	155	9	0	0
DEM Erin A. Nowell	305	54.66%	<div><div></div></div>	89	203	13	0	0
LIB Thomas Edward Oxford	8	1.43%	<div><div></div></div>	6	2	0	0	0
Total Votes Cast	558	100.00%	<div><div></div></div>	176	360	22	0	0
Overvotes	0			0	0	0	0	0
Undervotes	12			4	7	1	0	0
Contest Totals	570			180	367	23	0	0

Justice, Supreme Court, Place 5

Vote For 1

	TOTAL	VOTE %		Election Day	Early Voting	Ballot By Mail	Provisional Ballots	Limited Ballots
REP Rebeca Huddle	247	44.75%	<div><div></div></div>	82	156	9	0	0
DEM Amanda Reichel	305	55.25%	<div><div></div></div>	92	200	13	0	0
Total Votes Cast	552	100.00%	<div><div></div></div>	174	356	22	0	0
Overvotes	0			0	0	0	0	0
Undervotes	18			6	11	1	0	0
Contest Totals	570			180	367	23	0	0

Justice, Supreme Court, Place 9

Vote For 1

	TOTAL	VOTE %		Election Day	Early Voting	Ballot By Mail	Provisional Ballots	Limited Ballots
REP Evan Young	243	44.34%	<div><div></div></div>	79	155	9	0	0
DEM Julia Maldonado	305	55.66%	<div><div></div></div>	93	199	13	0	0
Total Votes Cast	548	100.00%	<div><div></div></div>	172	354	22	0	0
Overvotes	0			0	0	0	0	0
Undervotes	22			8	13	1	0	0
Contest Totals	570			180	367	23	0	0

Judge, Court of Criminal Appeals, Place 5

Vote For 1

	TOTAL	VOTE %		Election Day	Early Voting	Ballot By Mail	Provisional Ballots	Limited Ballots
REP Scott Walker	242	44.40%	<div><div></div></div>	79	153	10	0	0
DEM Dana Huffman	303	55.60%	<div><div></div></div>	93	198	12	0	0
Total Votes Cast	545	100.00%	<div><div></div></div>	172	351	22	0	0
Overvotes	0			0	0	0	0	0
Undervotes	25			8	16	1	0	0
Contest Totals	570			180	367	23	0	0

PCT 103

Judge, Court of Criminal Appeals, Place 6

Vote For 1

	TOTAL	VOTE %		Election Day	Early Voting	Ballot By Mail	Provisional Ballots	Limited Ballots
REP Jesse F. McClure, III	244	44.61%	<div><div></div></div>	78	157	9	0	0
DEM Robert Johnson	303	55.39%	<div><div></div></div>	94	196	13	0	0
Total Votes Cast	547	100.00%	<div><div></div></div>	172	353	22	0	0
Overvotes	0			0	0	0	0	0
Undervotes	23			8	14	1	0	0
Contest Totals	570			180	367	23	0	0

Member, State Board of Education, District 12 CCD

Vote For 1

	TOTAL	VOTE %		Election Day	Early Voting	Ballot By Mail	Provisional Ballots	Limited Ballots
REP Pam Little	243	44.26%	<div><div></div></div>	73	161	9	0	0
DEM Alex Cornwallis	288	52.46%	<div><div></div></div>	85	190	13	0	0
LIB Christy Mowrey	18	3.28%	<div><div></div></div>	14	4	0	0	0
Write-In Totals	0	0.00%	<div><div></div></div>	0	0	0	0	0
Total Votes Cast	549	100.00%	<div><div></div></div>	172	355	22	0	0
Overvotes	0			0	0	0	0	0
Undervotes	21			8	12	1	0	0
Contest Totals	570			180	367	23	0	0

State Senator, District 8

Vote For 1

	TOTAL	VOTE %		Election Day	Early Voting	Ballot By Mail	Provisional Ballots	Limited Ballots
REP Angela Paxton	237	43.01%	<div><div></div></div>	73	155	9	0	0
DEM Jonathan Cocks	295	53.54%	<div><div></div></div>	88	194	13	0	0
LIB Edward Kless	19	3.45%	<div><div></div></div>	10	8	1	0	0
Total Votes Cast	551	100.00%	<div><div></div></div>	171	357	23	0	0
Overvotes	0			0	0	0	0	0
Undervotes	19			9	10	0	0	0
Contest Totals	570			180	367	23	0	0

State Representative, District 33

Vote For 1

	TOTAL	VOTE %		Election Day	Early Voting	Ballot By Mail	Provisional Ballots	Limited Ballots
REP Justin Holland	246	45.14%	<div><div></div></div>	80	157	9	0	0
DEM Graeson Lynskey	299	54.86%	<div><div></div></div>	92	194	13	0	0
Total Votes Cast	545	100.00%	<div><div></div></div>	172	351	22	0	0
Overvotes	0			0	0	0	0	0
Undervotes	25			8	16	1	0	0
Contest Totals	570			180	367	23	0	0

PCT 103

Justice, 5th Court of Appeals District, Place 4

Vote For 1

	TOTAL	VOTE %		Election Day	Early Voting	Ballot By Mail	Provisional Ballots	Limited Ballots
REP Emily A. Miskel	251	45.80%	<div><div></div></div>	82	160	9	0	0
DEM Maricela Moore	297	54.20%	<div><div></div></div>	90	194	13	0	0
Total Votes Cast	548	100.00%	<div><div></div></div>	172	354	22	0	0
Overvotes	0			0	0	0	0	0
Undervotes	22			8	13	1	0	0
Contest Totals	570			180	367	23	0	0

Justice, 5th Court of Appeals District, Place 7

Vote For 1

	TOTAL	VOTE %		Election Day	Early Voting	Ballot By Mail	Provisional Ballots	Limited Ballots
REP Kristina Williams	246	45.22%	<div><div></div></div>	80	157	9	0	0
DEM Nancy Kennedy	298	54.78%	<div><div></div></div>	91	194	13	0	0
Total Votes Cast	544	100.00%	<div><div></div></div>	171	351	22	0	0
Overvotes	0			0	0	0	0	0
Undervotes	26			9	16	1	0	0
Contest Totals	570			180	367	23	0	0

County Judge CCD

Vote For 1

	TOTAL	VOTE %		Election Day	Early Voting	Ballot By Mail	Provisional Ballots	Limited Ballots
REP Chris Hill	249	45.36%	<div><div></div></div>	78	162	9	0	0
DEM Joshua Murray	300	54.64%	<div><div></div></div>	94	193	13	0	0
Total Votes Cast	549	100.00%	<div><div></div></div>	172	355	22	0	0
Overvotes	0			0	0	0	0	0
Undervotes	21			8	12	1	0	0
Contest Totals	570			180	367	23	0	0

District Clerk CCD

Vote For 1

	TOTAL	VOTE %		Election Day	Early Voting	Ballot By Mail	Provisional Ballots	Limited Ballots
REP Mike Gould	252	46.07%	<div><div></div></div>	80	163	9	0	0
DEM David Brignac	295	53.93%	<div><div></div></div>	91	191	13	0	0
Total Votes Cast	547	100.00%	<div><div></div></div>	171	354	22	0	0
Overvotes	0			0	0	0	0	0
Undervotes	23			9	13	1	0	0
Contest Totals	570			180	367	23	0	0

PCT 103

Justice of the Peace, Precinct 3

Vote For 1

	TOTAL	VOTE %		Election Day	Early Voting	Ballot By Mail	Provision al Ballots	Limited Ballots
REP Mike Missildine	251	45.72%	<div><div></div></div>	80	162	9	0	0
DEM Irvin Lynn Barrett	298	54.28%	<div><div></div></div>	92	193	13	0	0
Total Votes Cast	549	100.00%	<div><div></div></div>	172	355	22	0	0
Overvotes	0			0	0	0	0	0
Undervotes	21			8	12	1	0	0
Contest Totals	570			180	367	23	0	0

PCT 104

U. S. Representative, District 4

Vote For 1

	TOTAL	VOTE %		Election Day	Early Voting	Ballot By Mail	Provisional Ballots	Limited Ballots
REP Pat Fallon	274	32.74%	<div><div></div></div>	90	179	5	0	0
DEM Iro Omere	537	64.16%	<div><div></div></div>	162	357	18	0	0
LIB John Simmons	26	3.11%	<div><div></div></div>	9	17	0	0	0
Total Votes Cast	837	100.00%	<div><div></div></div>	261	553	23	0	0
Overvotes	0			0	0	0	0	0
Undervotes	10			6	4	0	0	0
Contest Totals	847			267	557	23	0	0

Governor

Vote For 1

	TOTAL	VOTE %		Election Day	Early Voting	Ballot By Mail	Provisional Ballots	Limited Ballots
REP Greg Abbott	264	31.24%	<div><div></div></div>	85	174	5	0	0
DEM Beto O'Rourke	574	67.93%	<div><div></div></div>	177	379	18	0	0
LIB Mark Tippetts	6	0.71%	<div><div></div></div>	3	3	0	0	0
GRN Delilah Barrios	1	0.12%	<div><div></div></div>	1	0	0	0	0
Write-In Totals	0	0.00%	<div><div></div></div>	0	0	0	0	0
Total Votes Cast	845	100.00%	<div><div></div></div>	266	556	23	0	0
Overvotes	0			0	0	0	0	0
Undervotes	2			1	1	0	0	0
Contest Totals	847			267	557	23	0	0

Lieutenant Governor

Vote For 1

	TOTAL	VOTE %		Election Day	Early Voting	Ballot By Mail	Provisional Ballots	Limited Ballots
REP Dan Patrick	252	29.96%	<div><div></div></div>	83	164	5	0	0
DEM Mike Collier	563	66.94%	<div><div></div></div>	168	378	17	0	0
LIB Shanna Steele	26	3.09%	<div><div></div></div>	12	13	1	0	0
Total Votes Cast	841	100.00%	<div><div></div></div>	263	555	23	0	0
Overvotes	0			0	0	0	0	0
Undervotes	6			4	2	0	0	0
Contest Totals	847			267	557	23	0	0

Attorney General

Vote For 1

	TOTAL	VOTE %		Election Day	Early Voting	Ballot By Mail	Provisional Ballots	Limited Ballots
REP Ken Paxton	251	29.99%	<div><div></div></div>	84	162	5	0	0
DEM Rochelle Mercedes Garza	561	67.03%	<div><div></div></div>	167	376	18	0	0
LIB Mark Ash	25	2.99%	<div><div></div></div>	11	14	0	0	0
Total Votes Cast	837	100.00%	<div><div></div></div>	262	552	23	0	0
Overvotes	0			0	0	0	0	0
Undervotes	10			5	5	0	0	0
Contest Totals	847			267	557	23	0	0

PCT 104

Comptroller of Public Accounts

Vote For 1

	TOTAL	VOTE %		Election Day	Early Voting	Ballot By Mail	Provisional Ballots	Limited Ballots
REP Glenn Hegar	284	33.93%	<div><div></div></div>	93	186	5	0	0
DEM Janet T. Dudding	529	63.20%	<div><div></div></div>	161	351	17	0	0
LIB V. Alonzo Echevarria-Garza	24	2.87%	<div><div></div></div>	8	15	1	0	0
Total Votes Cast	837	100.00%	<div><div></div></div>	262	552	23	0	0
Overvotes	0			0	0	0	0	0
Undervotes	10			5	5	0	0	0
Contest Totals	847			267	557	23	0	0

Commissioner of the General Land Office

Vote For 1

	TOTAL	VOTE %		Election Day	Early Voting	Ballot By Mail	Provisional Ballots	Limited Ballots
REP Dawn Buckingham	283	33.93%	<div><div></div></div>	89	187	7	0	0
DEM Jay Kleberg	531	63.67%	<div><div></div></div>	164	351	16	0	0
GRN Alfred Molison, Jr	20	2.40%	<div><div></div></div>	8	12	0	0	0
Write-In Totals	0	0.00%	<div><div></div></div>	0	0	0	0	0
Total Votes Cast	834	100.00%	<div><div></div></div>	261	550	23	0	0
Overvotes	0			0	0	0	0	0
Undervotes	13			6	7	0	0	0
Contest Totals	847			267	557	23	0	0

Commissioner of Agriculture

Vote For 1

	TOTAL	VOTE %		Election Day	Early Voting	Ballot By Mail	Provisional Ballots	Limited Ballots
REP Sid Miller	279	33.45%	<div><div></div></div>	90	184	5	0	0
DEM Susan Hays	555	66.55%	<div><div></div></div>	170	367	18	0	0
Total Votes Cast	834	100.00%	<div><div></div></div>	260	551	23	0	0
Overvotes	0			0	0	0	0	0
Undervotes	13			7	6	0	0	0
Contest Totals	847			267	557	23	0	0

Railroad Commissioner

Vote For 1

	TOTAL	VOTE %		Election Day	Early Voting	Ballot By Mail	Provisional Ballots	Limited Ballots
REP Wayne Christian	271	32.61%	<div><div></div></div>	85	180	6	0	0
DEM Luke Warford	524	63.06%	<div><div></div></div>	163	345	16	0	0
LIB Jaime Andres Diez	24	2.89%	<div><div></div></div>	9	14	1	0	0
GRN Hunter Wayne Crow	12	1.44%	<div><div></div></div>	3	9	0	0	0
Total Votes Cast	831	100.00%	<div><div></div></div>	260	548	23	0	0
Overvotes	0			0	0	0	0	0
Undervotes	16			7	9	0	0	0
Contest Totals	847			267	557	23	0	0

PCT 104

Justice, Supreme Court, Place 3

Vote For 1

	TOTAL	VOTE %		Election Day	Early Voting	Ballot By Mail	Provisional Ballots	Limited Ballots
REP Debra Lehrmann	277	33.70%	<div><div></div></div>	89	183	5	0	0
DEM Erin A. Nowell	525	63.87%	<div><div></div></div>	159	350	16	0	0
LIB Thomas Edward Oxford	20	2.43%	<div><div></div></div>	9	9	2	0	0
Total Votes Cast	822	100.00%	<div><div></div></div>	257	542	23	0	0
Overvotes	0			0	0	0	0	0
Undervotes	25			10	15	0	0	0
Contest Totals	847			267	557	23	0	0

Justice, Supreme Court, Place 5

Vote For 1

	TOTAL	VOTE %		Election Day	Early Voting	Ballot By Mail	Provisional Ballots	Limited Ballots
REP Rebeca Huddle	276	33.66%	<div><div></div></div>	88	182	6	0	0
DEM Amanda Reichel	544	66.34%	<div><div></div></div>	169	359	16	0	0
Total Votes Cast	820	100.00%	<div><div></div></div>	257	541	22	0	0
Overvotes	0			0	0	0	0	0
Undervotes	27			10	16	1	0	0
Contest Totals	847			267	557	23	0	0

Justice, Supreme Court, Place 9

Vote For 1

	TOTAL	VOTE %		Election Day	Early Voting	Ballot By Mail	Provisional Ballots	Limited Ballots
REP Evan Young	271	33.01%	<div><div></div></div>	88	177	6	0	0
DEM Julia Maldonado	550	66.99%	<div><div></div></div>	168	365	17	0	0
Total Votes Cast	821	100.00%	<div><div></div></div>	256	542	23	0	0
Overvotes	0			0	0	0	0	0
Undervotes	26			11	15	0	0	0
Contest Totals	847			267	557	23	0	0

Judge, Court of Criminal Appeals, Place 5

Vote For 1

	TOTAL	VOTE %		Election Day	Early Voting	Ballot By Mail	Provisional Ballots	Limited Ballots
REP Scott Walker	271	33.05%	<div><div></div></div>	89	176	6	0	0
DEM Dana Huffman	549	66.95%	<div><div></div></div>	167	365	17	0	0
Total Votes Cast	820	100.00%	<div><div></div></div>	256	541	23	0	0
Overvotes	0			0	0	0	0	0
Undervotes	27			11	16	0	0	0
Contest Totals	847			267	557	23	0	0

PCT 104

Judge, Court of Criminal Appeals, Place 6

Vote For 1

	TOTAL	VOTE %		Election Day	Early Voting	Ballot By Mail	Provisional Ballots	Limited Ballots
REP Jesse F. McClure, III	274	33.66%	<div><div></div></div>	89	179	6	0	0
DEM Robert Johnson	540	66.34%	<div><div></div></div>	164	359	17	0	0
Total Votes Cast	814	100.00%	<div><div></div></div>	253	538	23	0	0
Overvotes	0			0	0	0	0	0
Undervotes	33			14	19	0	0	0
Contest Totals	847			267	557	23	0	0

Member, State Board of Education, District 12 CCD

Vote For 1

	TOTAL	VOTE %		Election Day	Early Voting	Ballot By Mail	Provisional Ballots	Limited Ballots
REP Pam Little	267	32.60%	<div><div></div></div>	85	177	5	0	0
DEM Alex Cornwallis	524	63.98%	<div><div></div></div>	159	347	18	0	0
LIB Christy Mowrey	28	3.42%	<div><div></div></div>	11	17	0	0	0
Write-In Totals	0	0.00%	<div><div></div></div>	0	0	0	0	0
Total Votes Cast	819	100.00%	<div><div></div></div>	255	541	23	0	0
Overvotes	0			0	0	0	0	0
Undervotes	28			12	16	0	0	0
Contest Totals	847			267	557	23	0	0

State Senator, District 2

Vote For 1

	TOTAL	VOTE %		Election Day	Early Voting	Ballot By Mail	Provisional Ballots	Limited Ballots
REP Bob Hall	274	33.58%	<div><div></div></div>	89	179	6	0	0
DEM Prince S. Giadolor	542	66.42%	<div><div></div></div>	165	360	17	0	0
Total Votes Cast	816	100.00%	<div><div></div></div>	254	539	23	0	0
Overvotes	0			0	0	0	0	0
Undervotes	31			13	18	0	0	0
Contest Totals	847			267	557	23	0	0

State Representative, District 70

Vote For 1

	TOTAL	VOTE %		Election Day	Early Voting	Ballot By Mail	Provisional Ballots	Limited Ballots
REP Jamee Jolly	275	33.62%	<div><div></div></div>	88	181	6	0	0
DEM Mihaela Elizabeth Plesa	543	66.38%	<div><div></div></div>	167	359	17	0	0
Total Votes Cast	818	100.00%	<div><div></div></div>	255	540	23	0	0
Overvotes	0			0	0	0	0	0
Undervotes	29			12	17	0	0	0
Contest Totals	847			267	557	23	0	0

PCT 104

Justice, 5th Court of Appeals District, Place 4

Vote For 1

	TOTAL	VOTE %		Election Day	Early Voting	Ballot By Mail	Provisional Ballots	Limited Ballots
REP Emily A. Miskel	275	33.70%	<div><div></div></div>	90	180	5	0	0
DEM Maricela Moore	541	66.30%	<div><div></div></div>	164	359	18	0	0
Total Votes Cast	816	100.00%	<div><div></div></div>	254	539	23	0	0
Overvotes	0			0	0	0	0	0
Undervotes	31			13	18	0	0	0
Contest Totals	847			267	557	23	0	0

Justice, 5th Court of Appeals District, Place 7

Vote For 1

	TOTAL	VOTE %		Election Day	Early Voting	Ballot By Mail	Provisional Ballots	Limited Ballots
REP Kristina Williams	273	33.46%	<div><div></div></div>	89	179	5	0	0
DEM Nancy Kennedy	543	66.54%	<div><div></div></div>	166	359	18	0	0
Total Votes Cast	816	100.00%	<div><div></div></div>	255	538	23	0	0
Overvotes	0			0	0	0	0	0
Undervotes	31			12	19	0	0	0
Contest Totals	847			267	557	23	0	0

County Judge CCD

Vote For 1

	TOTAL	VOTE %		Election Day	Early Voting	Ballot By Mail	Provisional Ballots	Limited Ballots
REP Chris Hill	274	33.37%	<div><div></div></div>	91	178	5	0	0
DEM Joshua Murray	547	66.63%	<div><div></div></div>	165	364	18	0	0
Total Votes Cast	821	100.00%	<div><div></div></div>	256	542	23	0	0
Overvotes	0			0	0	0	0	0
Undervotes	26			11	15	0	0	0
Contest Totals	847			267	557	23	0	0

District Clerk CCD

Vote For 1

	TOTAL	VOTE %		Election Day	Early Voting	Ballot By Mail	Provisional Ballots	Limited Ballots
REP Mike Gould	276	33.74%	<div><div></div></div>	90	180	6	0	0
DEM David Brignac	542	66.26%	<div><div></div></div>	166	359	17	0	0
Total Votes Cast	818	100.00%	<div><div></div></div>	256	539	23	0	0
Overvotes	0			0	0	0	0	0
Undervotes	29			11	18	0	0	0
Contest Totals	847			267	557	23	0	0

PCT 104

County Commissioner, Precinct 4

Vote For 1

	TOTAL	VOTE %		Election Day	Early Voting	Ballot By Mail	Provision al Ballots	Limited Ballots
REP Duncan Webb	285	34.80%	<div><div></div></div>	95	185	5	0	0
DEM Jeffrey Williams	534	65.20%	<div><div></div></div>	161	356	17	0	0
Total Votes Cast	819	100.00%	<div><div></div></div>	256	541	22	0	0
Overvotes	0			0	0	0	0	0
Undervotes	28			11	16	1	0	0
Contest Totals	847			267	557	23	0	0

Justice of the Peace, Precinct 3

Vote For 1

	TOTAL	VOTE %		Election Day	Early Voting	Ballot By Mail	Provision al Ballots	Limited Ballots
REP Mike Missildine	275	33.50%	<div><div></div></div>	90	180	5	0	0
DEM Irvin Lynn Barrett	546	66.50%	<div><div></div></div>	167	361	18	0	0
Total Votes Cast	821	100.00%	<div><div></div></div>	257	541	23	0	0
Overvotes	0			0	0	0	0	0
Undervotes	26			10	16	0	0	0
Contest Totals	847			267	557	23	0	0

PCT 105

U. S. Representative, District 4

Vote For 1

	TOTAL	VOTE %		Election Day	Early Voting	Ballot By Mail	Provisional Ballots	Limited Ballots
REP Pat Fallon	2	50.00%	<div><div></div></div>	0	2	0	0	0
DEM Iro Omere	2	50.00%	<div><div></div></div>	0	2	0	0	0
LIB John Simmons	0	0.00%	<div><div></div></div>	0	0	0	0	0
Total Votes Cast	4	100.00%	<div><div></div></div>	0	4	0	0	0
Overvotes	0			0	0	0	0	0
Undervotes	0			0	0	0	0	0
Contest Totals	4			0	4	0	0	0

Governor

Vote For 1

	TOTAL	VOTE %		Election Day	Early Voting	Ballot By Mail	Provisional Ballots	Limited Ballots
REP Greg Abbott	2	50.00%	<div><div></div></div>	0	2	0	0	0
DEM Beto O'Rourke	2	50.00%	<div><div></div></div>	0	2	0	0	0
LIB Mark Tippetts	0	0.00%	<div><div></div></div>	0	0	0	0	0
GRN Delilah Barrios	0	0.00%	<div><div></div></div>	0	0	0	0	0
Write-In Totals	0	0.00%	<div><div></div></div>	0	0	0	0	0
Total Votes Cast	4	100.00%	<div><div></div></div>	0	4	0	0	0
Overvotes	0			0	0	0	0	0
Undervotes	0			0	0	0	0	0
Contest Totals	4			0	4	0	0	0

Lieutenant Governor

Vote For 1

	TOTAL	VOTE %		Election Day	Early Voting	Ballot By Mail	Provisional Ballots	Limited Ballots
REP Dan Patrick	2	50.00%	<div><div></div></div>	0	2	0	0	0
DEM Mike Collier	2	50.00%	<div><div></div></div>	0	2	0	0	0
LIB Shanna Steele	0	0.00%	<div><div></div></div>	0	0	0	0	0
Total Votes Cast	4	100.00%	<div><div></div></div>	0	4	0	0	0
Overvotes	0			0	0	0	0	0
Undervotes	0			0	0	0	0	0
Contest Totals	4			0	4	0	0	0

Attorney General

Vote For 1

	TOTAL	VOTE %		Election Day	Early Voting	Ballot By Mail	Provisional Ballots	Limited Ballots
REP Ken Paxton	2	50.00%	<div><div></div></div>	0	2	0	0	0
DEM Rochelle Mercedes Garza	2	50.00%	<div><div></div></div>	0	2	0	0	0
LIB Mark Ash	0	0.00%	<div><div></div></div>	0	0	0	0	0
Total Votes Cast	4	100.00%	<div><div></div></div>	0	4	0	0	0
Overvotes	0			0	0	0	0	0
Undervotes	0			0	0	0	0	0
Contest Totals	4			0	4	0	0	0

PCT 105

Comptroller of Public Accounts

Vote For 1

	TOTAL	VOTE %		Election Day	Early Voting	Ballot By Mail	Provisional Ballots	Limited Ballots
REP Glenn Hegar	2	50.00%	<div><div></div></div>	0	2	0	0	0
DEM Janet T. Dudding	2	50.00%	<div><div></div></div>	0	2	0	0	0
LIB V. Alonzo Echevarria-Garza	0	0.00%	<div><div></div></div>	0	0	0	0	0
Total Votes Cast	4	100.00%	<div><div></div></div>	0	4	0	0	0
Overvotes	0			0	0	0	0	0
Undervotes	0			0	0	0	0	0
Contest Totals	4			0	4	0	0	0

Commissioner of the General Land Office

Vote For 1

	TOTAL	VOTE %		Election Day	Early Voting	Ballot By Mail	Provisional Ballots	Limited Ballots
REP Dawn Buckingham	2	50.00%	<div><div></div></div>	0	2	0	0	0
DEM Jay Kleberg	2	50.00%	<div><div></div></div>	0	2	0	0	0
GRN Alfred Molison, Jr	0	0.00%	<div><div></div></div>	0	0	0	0	0
Write-In Totals	0	0.00%	<div><div></div></div>	0	0	0	0	0
Total Votes Cast	4	100.00%	<div><div></div></div>	0	4	0	0	0
Overvotes	0			0	0	0	0	0
Undervotes	0			0	0	0	0	0
Contest Totals	4			0	4	0	0	0

Commissioner of Agriculture

Vote For 1

	TOTAL	VOTE %		Election Day	Early Voting	Ballot By Mail	Provisional Ballots	Limited Ballots
REP Sid Miller	2	50.00%	<div><div></div></div>	0	2	0	0	0
DEM Susan Hays	2	50.00%	<div><div></div></div>	0	2	0	0	0
Total Votes Cast	4	100.00%	<div><div></div></div>	0	4	0	0	0
Overvotes	0			0	0	0	0	0
Undervotes	0			0	0	0	0	0
Contest Totals	4			0	4	0	0	0

Railroad Commissioner

Vote For 1

	TOTAL	VOTE %		Election Day	Early Voting	Ballot By Mail	Provisional Ballots	Limited Ballots
REP Wayne Christian	2	50.00%	<div><div></div></div>	0	2	0	0	0
DEM Luke Warford	2	50.00%	<div><div></div></div>	0	2	0	0	0
LIB Jaime Andres Diez	0	0.00%	<div><div></div></div>	0	0	0	0	0
GRN Hunter Wayne Crow	0	0.00%	<div><div></div></div>	0	0	0	0	0
Total Votes Cast	4	100.00%	<div><div></div></div>	0	4	0	0	0
Overvotes	0			0	0	0	0	0
Undervotes	0			0	0	0	0	0
Contest Totals	4			0	4	0	0	0

PCT 105

Justice, Supreme Court, Place 3

Vote For 1

	TOTAL	VOTE %		Election Day	Early Voting	Ballot By Mail	Provisional Ballots	Limited Ballots
REP Debra Lehrmann	2	50.00%	<div><div></div></div>	0	2	0	0	0
DEM Erin A. Nowell	2	50.00%	<div><div></div></div>	0	2	0	0	0
LIB Thomas Edward Oxford	0	0.00%	<div><div></div></div>	0	0	0	0	0
Total Votes Cast	4	100.00%	<div><div></div></div>	0	4	0	0	0
Overvotes	0			0	0	0	0	0
Undervotes	0			0	0	0	0	0
Contest Totals	4			0	4	0	0	0

Justice, Supreme Court, Place 5

Vote For 1

	TOTAL	VOTE %		Election Day	Early Voting	Ballot By Mail	Provisional Ballots	Limited Ballots
REP Rebeca Huddle	2	50.00%	<div><div></div></div>	0	2	0	0	0
DEM Amanda Reichel	2	50.00%	<div><div></div></div>	0	2	0	0	0
Total Votes Cast	4	100.00%	<div><div></div></div>	0	4	0	0	0
Overvotes	0			0	0	0	0	0
Undervotes	0			0	0	0	0	0
Contest Totals	4			0	4	0	0	0

Justice, Supreme Court, Place 9

Vote For 1

	TOTAL	VOTE %		Election Day	Early Voting	Ballot By Mail	Provisional Ballots	Limited Ballots
REP Evan Young	2	50.00%	<div><div></div></div>	0	2	0	0	0
DEM Julia Maldonado	2	50.00%	<div><div></div></div>	0	2	0	0	0
Total Votes Cast	4	100.00%	<div><div></div></div>	0	4	0	0	0
Overvotes	0			0	0	0	0	0
Undervotes	0			0	0	0	0	0
Contest Totals	4			0	4	0	0	0

Judge, Court of Criminal Appeals, Place 5

Vote For 1

	TOTAL	VOTE %		Election Day	Early Voting	Ballot By Mail	Provisional Ballots	Limited Ballots
REP Scott Walker	2	50.00%	<div><div></div></div>	0	2	0	0	0
DEM Dana Huffman	2	50.00%	<div><div></div></div>	0	2	0	0	0
Total Votes Cast	4	100.00%	<div><div></div></div>	0	4	0	0	0
Overvotes	0			0	0	0	0	0
Undervotes	0			0	0	0	0	0
Contest Totals	4			0	4	0	0	0

PCT 105

Judge, Court of Criminal Appeals, Place 6

Vote For 1

	TOTAL	VOTE %		Election Day	Early Voting	Ballot By Mail	Provisional Ballots	Limited Ballots
REP Jesse F. McClure, III	2	50.00%	<div><div></div></div>	0	2	0	0	0
DEM Robert Johnson	2	50.00%	<div><div></div></div>	0	2	0	0	0
Total Votes Cast	4	100.00%	<div><div></div></div>	0	4	0	0	0
Overvotes	0			0	0	0	0	0
Undervotes	0			0	0	0	0	0
Contest Totals	4			0	4	0	0	0

Member, State Board of Education, District 12 CCD

Vote For 1

	TOTAL	VOTE %		Election Day	Early Voting	Ballot By Mail	Provisional Ballots	Limited Ballots
REP Pam Little	2	50.00%	<div><div></div></div>	0	2	0	0	0
DEM Alex Cornwallis	2	50.00%	<div><div></div></div>	0	2	0	0	0
LIB Christy Mowrey	0	0.00%	<div><div></div></div>	0	0	0	0	0
Write-In Totals	0	0.00%	<div><div></div></div>	0	0	0	0	0
Total Votes Cast	4	100.00%	<div><div></div></div>	0	4	0	0	0
Overvotes	0			0	0	0	0	0
Undervotes	0			0	0	0	0	0
Contest Totals	4			0	4	0	0	0

State Senator, District 8

Vote For 1

	TOTAL	VOTE %		Election Day	Early Voting	Ballot By Mail	Provisional Ballots	Limited Ballots
REP Angela Paxton	2	50.00%	<div><div></div></div>	0	2	0	0	0
DEM Jonathan Cocks	2	50.00%	<div><div></div></div>	0	2	0	0	0
LIB Edward Kless	0	0.00%	<div><div></div></div>	0	0	0	0	0
Total Votes Cast	4	100.00%	<div><div></div></div>	0	4	0	0	0
Overvotes	0			0	0	0	0	0
Undervotes	0			0	0	0	0	0
Contest Totals	4			0	4	0	0	0

State Representative, District 66

Vote For 1

	TOTAL	VOTE %		Election Day	Early Voting	Ballot By Mail	Provisional Ballots	Limited Ballots
REP Matt Shaheen	2	50.00%	<div><div></div></div>	0	2	0	0	0
DEM Jesse Ringness	2	50.00%	<div><div></div></div>	0	2	0	0	0
Total Votes Cast	4	100.00%	<div><div></div></div>	0	4	0	0	0
Overvotes	0			0	0	0	0	0
Undervotes	0			0	0	0	0	0
Contest Totals	4			0	4	0	0	0

PCT 105

Justice, 5th Court of Appeals District, Place 4

Vote For 1

	TOTAL	VOTE %		Election Day	Early Voting	Ballot By Mail	Provisional Ballots	Limited Ballots
REP Emily A. Miskel	2	50.00%	<div><div></div></div>	0	2	0	0	0
DEM Maricela Moore	2	50.00%	<div><div></div></div>	0	2	0	0	0
Total Votes Cast	4	100.00%	<div><div></div></div>	0	4	0	0	0
Overvotes	0			0	0	0	0	0
Undervotes	0			0	0	0	0	0
Contest Totals	4			0	4	0	0	0

Justice, 5th Court of Appeals District, Place 7

Vote For 1

	TOTAL	VOTE %		Election Day	Early Voting	Ballot By Mail	Provisional Ballots	Limited Ballots
REP Kristina Williams	2	50.00%	<div><div></div></div>	0	2	0	0	0
DEM Nancy Kennedy	2	50.00%	<div><div></div></div>	0	2	0	0	0
Total Votes Cast	4	100.00%	<div><div></div></div>	0	4	0	0	0
Overvotes	0			0	0	0	0	0
Undervotes	0			0	0	0	0	0
Contest Totals	4			0	4	0	0	0

County Judge CCD

Vote For 1

	TOTAL	VOTE %		Election Day	Early Voting	Ballot By Mail	Provisional Ballots	Limited Ballots
REP Chris Hill	2	50.00%	<div><div></div></div>	0	2	0	0	0
DEM Joshua Murray	2	50.00%	<div><div></div></div>	0	2	0	0	0
Total Votes Cast	4	100.00%	<div><div></div></div>	0	4	0	0	0
Overvotes	0			0	0	0	0	0
Undervotes	0			0	0	0	0	0
Contest Totals	4			0	4	0	0	0

District Clerk CCD

Vote For 1

	TOTAL	VOTE %		Election Day	Early Voting	Ballot By Mail	Provisional Ballots	Limited Ballots
REP Mike Gould	2	50.00%	<div><div></div></div>	0	2	0	0	0
DEM David Brignac	2	50.00%	<div><div></div></div>	0	2	0	0	0
Total Votes Cast	4	100.00%	<div><div></div></div>	0	4	0	0	0
Overvotes	0			0	0	0	0	0
Undervotes	0			0	0	0	0	0
Contest Totals	4			0	4	0	0	0

PCT 105

County Commissioner, Precinct 4

Vote For 1

	TOTAL	VOTE %		Election Day	Early Voting	Ballot By Mail	Provision al Ballots	Limited Ballots
REP Duncan Webb	2	50.00%	<div><div></div></div>	0	2	0	0	0
DEM Jeffrey Williams	2	50.00%	<div><div></div></div>	0	2	0	0	0
Total Votes Cast	4	100.00%	<div><div></div></div>	0	4	0	0	0
Overvotes	0			0	0	0	0	0
Undervotes	0			0	0	0	0	0
Contest Totals	4			0	4	0	0	0

Justice of the Peace, Precinct 4

Vote For 1

	TOTAL	VOTE %		Election Day	Early Voting	Ballot By Mail	Provision al Ballots	Limited Ballots
REP Vincent Venegoni	2	50.00%	<div><div></div></div>	0	2	0	0	0
DEM Adam Kern	2	50.00%	<div><div></div></div>	0	2	0	0	0
Total Votes Cast	4	100.00%	<div><div></div></div>	0	4	0	0	0
Overvotes	0			0	0	0	0	0
Undervotes	0			0	0	0	0	0
Contest Totals	4			0	4	0	0	0

PCT 106

U. S. Representative District 3

Vote For 1

	TOTAL	VOTE %		Election Day	Early Voting	Ballot By Mail	Provisional Ballots	Limited Ballots
REP Keith Self	485	48.89%	<div><div></div></div>	128	343	13	1	0
DEM Sandeep Srivastava	463	46.67%	<div><div></div></div>	94	349	20	0	0
LIB Christopher Claytor	44	4.44%	<div><div></div></div>	10	34	0	0	0
Total Votes Cast	992	100.00%	<div><div></div></div>	232	726	33	1	0
Overvotes	0			0	0	0	0	0
Undervotes	11			2	9	0	0	0
Contest Totals	1,003			234	735	33	1	0

Governor

Vote For 1

	TOTAL	VOTE %		Election Day	Early Voting	Ballot By Mail	Provisional Ballots	Limited Ballots
REP Greg Abbott	475	47.50%	<div><div></div></div>	124	338	12	1	0
DEM Beto O'Rourke	500	50.00%	<div><div></div></div>	105	375	20	0	0
LIB Mark Tippetts	21	2.10%	<div><div></div></div>	4	17	0	0	0
GRN Delilah Barrios	4	0.40%	<div><div></div></div>	0	4	0	0	0
Write-In Totals	0	0.00%	<div><div></div></div>	0	0	0	0	0
Total Votes Cast	1,000	100.00%	<div><div></div></div>	233	734	32	1	0
Overvotes	0			0	0	0	0	0
Undervotes	3			1	1	1	0	0
Contest Totals	1,003			234	735	33	1	0

Lieutenant Governor

Vote For 1

	TOTAL	VOTE %		Election Day	Early Voting	Ballot By Mail	Provisional Ballots	Limited Ballots
REP Dan Patrick	451	45.60%	<div><div></div></div>	119	320	11	1	0
DEM Mike Collier	498	50.35%	<div><div></div></div>	100	377	21	0	0
LIB Shanna Steele	40	4.04%	<div><div></div></div>	11	28	1	0	0
Total Votes Cast	989	100.00%	<div><div></div></div>	230	725	33	1	0
Overvotes	0			0	0	0	0	0
Undervotes	14			4	10	0	0	0
Contest Totals	1,003			234	735	33	1	0

Attorney General

Vote For 1

	TOTAL	VOTE %		Election Day	Early Voting	Ballot By Mail	Provisional Ballots	Limited Ballots
REP Ken Paxton	450	45.69%	<div><div></div></div>	125	314	10	1	0
DEM Rochelle Mercedes Garza	484	49.14%	<div><div></div></div>	94	371	19	0	0
LIB Mark Ash	51	5.18%	<div><div></div></div>	12	38	1	0	0
Total Votes Cast	985	100.00%	<div><div></div></div>	231	723	30	1	0
Overvotes	0			0	0	0	0	0
Undervotes	18			3	12	3	0	0
Contest Totals	1,003			234	735	33	1	0

PCT 106

Comptroller of Public Accounts

Vote For 1

	TOTAL	VOTE %		Election Day	Early Voting	Ballot By Mail	Provisional Ballots	Limited Ballots
REP Glenn Hegar	487	49.49%	<div><div></div></div>	126	348	12	1	0
DEM Janet T. Dudding	462	46.95%	<div><div></div></div>	94	349	19	0	0
LIB V. Alonzo Echevarria-Garza	35	3.56%	<div><div></div></div>	8	26	1	0	0
Total Votes Cast	984	100.00%	<div><div></div></div>	228	723	32	1	0
Overvotes	0			0	0	0	0	0
Undervotes	19			6	12	1	0	0
Contest Totals	1,003			234	735	33	1	0

Commissioner of the General Land Office

Vote For 1

	TOTAL	VOTE %		Election Day	Early Voting	Ballot By Mail	Provisional Ballots	Limited Ballots
REP Dawn Buckingham	494	50.20%	<div><div></div></div>	134	347	12	1	0
DEM Jay Kleberg	474	48.17%	<div><div></div></div>	90	363	21	0	0
GRN Alfred Molison, Jr	15	1.52%	<div><div></div></div>	2	13	0	0	0
Write-In Totals	1	0.10%	<div><div></div></div>	1	0	0	0	0
Total Votes Cast	984	100.00%	<div><div></div></div>	227	723	33	1	0
Overvotes	0			0	0	0	0	0
Undervotes	19			7	12	0	0	0
Contest Totals	1,003			234	735	33	1	0

Commissioner of Agriculture

Vote For 1

	TOTAL	VOTE %		Election Day	Early Voting	Ballot By Mail	Provisional Ballots	Limited Ballots
REP Sid Miller	481	49.13%	<div><div></div></div>	129	341	10	1	0
DEM Susan Hays	498	50.87%	<div><div></div></div>	98	377	23	0	0
Total Votes Cast	979	100.00%	<div><div></div></div>	227	718	33	1	0
Overvotes	0			0	0	0	0	0
Undervotes	24			7	17	0	0	0
Contest Totals	1,003			234	735	33	1	0

Railroad Commissioner

Vote For 1

	TOTAL	VOTE %		Election Day	Early Voting	Ballot By Mail	Provisional Ballots	Limited Ballots
REP Wayne Christian	470	47.76%	<div><div></div></div>	127	330	12	1	0
DEM Luke Warford	460	46.75%	<div><div></div></div>	89	353	18	0	0
LIB Jaime Andres Diez	37	3.76%	<div><div></div></div>	10	26	1	0	0
GRN Hunter Wayne Crow	17	1.73%	<div><div></div></div>	1	14	2	0	0
Total Votes Cast	984	100.00%	<div><div></div></div>	227	723	33	1	0
Overvotes	0			0	0	0	0	0
Undervotes	19			7	12	0	0	0
Contest Totals	1,003			234	735	33	1	0

PCT 106

Justice, Supreme Court, Place 3

Vote For 1

	TOTAL	VOTE %		Election Day	Early Voting	Ballot By Mail	Provisional Ballots	Limited Ballots
REP Debra Lehrmann	480	48.98%	<div><div></div></div>	122	344	13	1	0
DEM Erin A. Nowell	471	48.06%	<div><div></div></div>	95	358	18	0	0
LIB Thomas Edward Oxford	29	2.96%	<div><div></div></div>	8	20	1	0	0
Total Votes Cast	980	100.00%	<div><div></div></div>	225	722	32	1	0
Overvotes	0			0	0	0	0	0
Undervotes	23			9	13	1	0	0
Contest Totals	1,003			234	735	33	1	0

Justice, Supreme Court, Place 5

Vote For 1

	TOTAL	VOTE %		Election Day	Early Voting	Ballot By Mail	Provisional Ballots	Limited Ballots
REP Rebeca Huddle	500	51.12%	<div><div></div></div>	127	359	13	1	0
DEM Amanda Reichel	478	48.88%	<div><div></div></div>	97	362	19	0	0
Total Votes Cast	978	100.00%	<div><div></div></div>	224	721	32	1	0
Overvotes	0			0	0	0	0	0
Undervotes	25			10	14	1	0	0
Contest Totals	1,003			234	735	33	1	0

Justice, Supreme Court, Place 9

Vote For 1

	TOTAL	VOTE %		Election Day	Early Voting	Ballot By Mail	Provisional Ballots	Limited Ballots
REP Evan Young	493	50.46%	<div><div></div></div>	129	350	13	1	0
DEM Julia Maldonado	484	49.54%	<div><div></div></div>	95	370	19	0	0
Total Votes Cast	977	100.00%	<div><div></div></div>	224	720	32	1	0
Overvotes	0			0	0	0	0	0
Undervotes	26			10	15	1	0	0
Contest Totals	1,003			234	735	33	1	0

Judge, Court of Criminal Appeals, Place 5

Vote For 1

	TOTAL	VOTE %		Election Day	Early Voting	Ballot By Mail	Provisional Ballots	Limited Ballots
REP Scott Walker	485	49.79%	<div><div></div></div>	127	343	14	1	0
DEM Dana Huffman	489	50.21%	<div><div></div></div>	98	374	17	0	0
Total Votes Cast	974	100.00%	<div><div></div></div>	225	717	31	1	0
Overvotes	0			0	0	0	0	0
Undervotes	29			9	18	2	0	0
Contest Totals	1,003			234	735	33	1	0

PCT 106

Judge, Court of Criminal Appeals, Place 6

Vote For 1

	TOTAL	VOTE %		Election Day	Early Voting	Ballot By Mail	Provisional Ballots	Limited Ballots
REP Jesse F. McClure, III	496	50.92%	<div><div></div></div>	128	353	14	1	0
DEM Robert Johnson	478	49.08%	<div><div></div></div>	96	364	18	0	0
Total Votes Cast	974	100.00%	<div><div></div></div>	224	717	32	1	0
Overvotes	0			0	0	0	0	0
Undervotes	29			10	18	1	0	0
Contest Totals	1,003			234	735	33	1	0

Member, State Board of Education, District 12 CCD

Vote For 1

	TOTAL	VOTE %		Election Day	Early Voting	Ballot By Mail	Provisional Ballots	Limited Ballots
REP Pam Little	468	48.10%	<div><div></div></div>	116	337	14	1	0
DEM Alex Cornwallis	464	47.69%	<div><div></div></div>	95	350	19	0	0
LIB Christy Mowrey	41	4.21%	<div><div></div></div>	12	29	0	0	0
Write-In Totals	0	0.00%	<div><div></div></div>	0	0	0	0	0
Total Votes Cast	973	100.00%	<div><div></div></div>	223	716	33	1	0
Overvotes	0			0	0	0	0	0
Undervotes	30			11	19	0	0	0
Contest Totals	1,003			234	735	33	1	0

State Senator, District 8

Vote For 1

	TOTAL	VOTE %		Election Day	Early Voting	Ballot By Mail	Provisional Ballots	Limited Ballots
REP Angela Paxton	450	46.25%	<div><div></div></div>	121	320	9	0	0
DEM Jonathan Cocks	487	50.05%	<div><div></div></div>	95	372	20	0	0
LIB Edward Kless	36	3.70%	<div><div></div></div>	8	27	1	0	0
Total Votes Cast	973	100.00%	<div><div></div></div>	224	719	30	0	0
Overvotes	0			0	0	0	0	0
Undervotes	30			10	16	3	1	0
Contest Totals	1,003			234	735	33	1	0

Justice, 5th Court of Appeals District, Place 4

Vote For 1

	TOTAL	VOTE %		Election Day	Early Voting	Ballot By Mail	Provisional Ballots	Limited Ballots
REP Emily A. Miskel	505	51.79%	<div><div></div></div>	131	359	14	1	0
DEM Maricela Moore	470	48.21%	<div><div></div></div>	93	359	18	0	0
Total Votes Cast	975	100.00%	<div><div></div></div>	224	718	32	1	0
Overvotes	0			0	0	0	0	0
Undervotes	28			10	17	1	0	0
Contest Totals	1,003			234	735	33	1	0

PCT 106

Justice, 5th Court of Appeals District, Place 7

Vote For 1

	TOTAL	VOTE %		Election Day	Early Voting	Ballot By Mail	Provisional Ballots	Limited Ballots
REP Kristina Williams	492	50.51%	<div><div></div></div>	129	348	14	1	0
DEM Nancy Kennedy	482	49.49%	<div><div></div></div>	95	369	18	0	0
Total Votes Cast	974	100.00%	<div><div></div></div>	224	717	32	1	0
Overvotes	0			0	0	0	0	0
Undervotes	29			10	18	1	0	0
Contest Totals	1,003			234	735	33	1	0

County Judge CCD

Vote For 1

	TOTAL	VOTE %		Election Day	Early Voting	Ballot By Mail	Provisional Ballots	Limited Ballots
REP Chris Hill	481	49.23%	<div><div></div></div>	127	339	14	1	0
DEM Joshua Murray	496	50.77%	<div><div></div></div>	97	382	17	0	0
Total Votes Cast	977	100.00%	<div><div></div></div>	224	721	31	1	0
Overvotes	0			0	0	0	0	0
Undervotes	26			10	14	2	0	0
Contest Totals	1,003			234	735	33	1	0

District Clerk CCD

Vote For 1

	TOTAL	VOTE %		Election Day	Early Voting	Ballot By Mail	Provisional Ballots	Limited Ballots
REP Mike Gould	491	50.41%	<div><div></div></div>	129	348	13	1	0
DEM David Brignac	483	49.59%	<div><div></div></div>	95	370	18	0	0
Total Votes Cast	974	100.00%	<div><div></div></div>	224	718	31	1	0
Overvotes	0			0	0	0	0	0
Undervotes	29			10	17	2	0	0
Contest Totals	1,003			234	735	33	1	0

Justice of the Peace, Precinct 3

Vote For 1

	TOTAL	VOTE %		Election Day	Early Voting	Ballot By Mail	Provisional Ballots	Limited Ballots
REP Mike Missildine	497	50.92%	<div><div></div></div>	127	355	14	1	0
DEM Irvin Lynn Barrett	479	49.08%	<div><div></div></div>	96	365	18	0	0
Total Votes Cast	976	100.00%	<div><div></div></div>	223	720	32	1	0
Overvotes	0			0	0	0	0	0
Undervotes	27			11	15	1	0	0
Contest Totals	1,003			234	735	33	1	0

PCT 107

U. S. Representative District 3

Vote For 1

	TOTAL	VOTE %		Election Day	Early Voting	Ballot By Mail	Provisional Ballots	Limited Ballots
REP Keith Self	903	46.88%	<div><div></div></div>	193	674	36	0	0
DEM Sandeep Srivastava	964	50.05%	<div><div></div></div>	169	748	47	0	0
LIB Christopher Claytor	59	3.06%	<div><div></div></div>	19	39	1	0	0
Total Votes Cast	1,926	100.00%	<div><div></div></div>	381	1,461	84	0	0
Overvotes	0			0	0	0	0	0
Undervotes	25			12	11	2	0	0
Contest Totals	1,951			393	1,472	86	0	0

Governor

Vote For 1

	TOTAL	VOTE %		Election Day	Early Voting	Ballot By Mail	Provisional Ballots	Limited Ballots
REP Greg Abbott	880	45.22%	<div><div></div></div>	186	668	26	0	0
DEM Beto O'Rourke	1,029	52.88%	<div><div></div></div>	197	778	54	0	0
LIB Mark Tippetts	30	1.54%	<div><div></div></div>	8	17	5	0	0
GRN Delilah Barrios	3	0.15%	<div><div></div></div>	1	2	0	0	0
Write-In Totals	4	0.21%	<div><div></div></div>	0	4	0	0	0
Total Votes Cast	1,946	100.00%	<div><div></div></div>	392	1,469	85	0	0
Overvotes	0			0	0	0	0	0
Undervotes	5			1	3	1	0	0
Contest Totals	1,951			393	1,472	86	0	0

Lieutenant Governor

Vote For 1

	TOTAL	VOTE %		Election Day	Early Voting	Ballot By Mail	Provisional Ballots	Limited Ballots
REP Dan Patrick	844	43.78%	<div><div></div></div>	178	644	22	0	0
DEM Mike Collier	1,027	53.27%	<div><div></div></div>	183	784	60	0	0
LIB Shanna Steele	57	2.96%	<div><div></div></div>	23	32	2	0	0
Total Votes Cast	1,928	100.00%	<div><div></div></div>	384	1,460	84	0	0
Overvotes	0			0	0	0	0	0
Undervotes	23			9	12	2	0	0
Contest Totals	1,951			393	1,472	86	0	0

Attorney General

Vote For 1

	TOTAL	VOTE %		Election Day	Early Voting	Ballot By Mail	Provisional Ballots	Limited Ballots
REP Ken Paxton	815	42.87%	<div><div></div></div>	179	618	18	0	0
DEM Rochelle Mercedes Garza	1,015	53.39%	<div><div></div></div>	178	779	58	0	0
LIB Mark Ash	71	3.73%	<div><div></div></div>	22	45	4	0	0
Total Votes Cast	1,901	100.00%	<div><div></div></div>	379	1,442	80	0	0
Overvotes	0			0	0	0	0	0
Undervotes	50			14	30	6	0	0
Contest Totals	1,951			393	1,472	86	0	0

PCT 107

Comptroller of Public Accounts

Vote For 1

	TOTAL	VOTE %		Election Day	Early Voting	Ballot By Mail	Provisional Ballots	Limited Ballots
REP Glenn Hegar	940	49.24%	<div><div></div></div>	198	709	33	0	0
DEM Janet T. Dudding	934	48.93%	<div><div></div></div>	166	719	49	0	0
LIB V. Alonzo Echevarria-Garza	35	1.83%	<div><div></div></div>	16	19	0	0	0
Total Votes Cast	1,909	100.00%	<div><div></div></div>	380	1,447	82	0	0
Overvotes	0			0	0	0	0	0
Undervotes	42			13	25	4	0	0
Contest Totals	1,951			393	1,472	86	0	0

Commissioner of the General Land Office

Vote For 1

	TOTAL	VOTE %		Election Day	Early Voting	Ballot By Mail	Provisional Ballots	Limited Ballots
REP Dawn Buckingham	928	48.82%	<div><div></div></div>	201	693	34	0	0
DEM Jay Kleberg	951	50.03%	<div><div></div></div>	170	734	47	0	0
GRN Alfred Molison, Jr	19	1.00%	<div><div></div></div>	8	10	1	0	0
Write-In Totals	3	0.16%	<div><div></div></div>	0	3	0	0	0
Total Votes Cast	1,901	100.00%	<div><div></div></div>	379	1,440	82	0	0
Overvotes	0			0	0	0	0	0
Undervotes	50			14	32	4	0	0
Contest Totals	1,951			393	1,472	86	0	0

Commissioner of Agriculture

Vote For 1

	TOTAL	VOTE %		Election Day	Early Voting	Ballot By Mail	Provisional Ballots	Limited Ballots
REP Sid Miller	908	47.79%	<div><div></div></div>	195	684	29	0	0
DEM Susan Hays	992	52.21%	<div><div></div></div>	185	756	51	0	0
Total Votes Cast	1,900	100.00%	<div><div></div></div>	380	1,440	80	0	0
Overvotes	0			0	0	0	0	0
Undervotes	51			13	32	6	0	0
Contest Totals	1,951			393	1,472	86	0	0

Railroad Commissioner

Vote For 1

	TOTAL	VOTE %		Election Day	Early Voting	Ballot By Mail	Provisional Ballots	Limited Ballots
REP Wayne Christian	901	47.35%	<div><div></div></div>	194	677	30	0	0
DEM Luke Warford	934	49.08%	<div><div></div></div>	160	727	47	0	0
LIB Jaime Andres Diez	46	2.42%	<div><div></div></div>	19	26	1	0	0
GRN Hunter Wayne Crow	22	1.16%	<div><div></div></div>	6	16	0	0	0
Total Votes Cast	1,903	100.00%	<div><div></div></div>	379	1,446	78	0	0
Overvotes	0			0	0	0	0	0
Undervotes	48			14	26	8	0	0
Contest Totals	1,951			393	1,472	86	0	0

PCT 107

Justice, Supreme Court, Place 3

Vote For 1

	TOTAL	VOTE %		Election Day	Early Voting	Ballot By Mail	Provisional Ballots	Limited Ballots
REP Debra Lehrmann	929	48.72%	<div><div></div></div>	195	701	33	0	0
DEM Erin A. Nowell	941	49.34%	<div><div></div></div>	172	719	50	0	0
LIB Thomas Edward Oxford	37	1.94%	<div><div></div></div>	15	22	0	0	0
Total Votes Cast	1,907	100.00%	<div><div></div></div>	382	1,442	83	0	0
Overvotes	0			0	0	0	0	0
Undervotes	44			11	30	3	0	0
Contest Totals	1,951			393	1,472	86	0	0

Justice, Supreme Court, Place 5

Vote For 1

	TOTAL	VOTE %		Election Day	Early Voting	Ballot By Mail	Provisional Ballots	Limited Ballots
REP Rebeca Huddle	947	49.76%	<div><div></div></div>	204	710	33	0	0
DEM Amanda Reichel	956	50.24%	<div><div></div></div>	178	728	50	0	0
Total Votes Cast	1,903	100.00%	<div><div></div></div>	382	1,438	83	0	0
Overvotes	0			0	0	0	0	0
Undervotes	48			11	34	3	0	0
Contest Totals	1,951			393	1,472	86	0	0

Justice, Supreme Court, Place 9

Vote For 1

	TOTAL	VOTE %		Election Day	Early Voting	Ballot By Mail	Provisional Ballots	Limited Ballots
REP Evan Young	929	48.87%	<div><div></div></div>	196	700	33	0	0
DEM Julia Maldonado	972	51.13%	<div><div></div></div>	185	738	49	0	0
Total Votes Cast	1,901	100.00%	<div><div></div></div>	381	1,438	82	0	0
Overvotes	0			0	0	0	0	0
Undervotes	50			12	34	4	0	0
Contest Totals	1,951			393	1,472	86	0	0

Judge, Court of Criminal Appeals, Place 5

Vote For 1

	TOTAL	VOTE %		Election Day	Early Voting	Ballot By Mail	Provisional Ballots	Limited Ballots
REP Scott Walker	923	48.71%	<div><div></div></div>	201	691	31	0	0
DEM Dana Huffman	972	51.29%	<div><div></div></div>	178	742	52	0	0
Total Votes Cast	1,895	100.00%	<div><div></div></div>	379	1,433	83	0	0
Overvotes	0			0	0	0	0	0
Undervotes	56			14	39	3	0	0
Contest Totals	1,951			393	1,472	86	0	0

PCT 107

Judge, Court of Criminal Appeals, Place 6

Vote For 1

	TOTAL	VOTE %		Election Day	Early Voting	Ballot By Mail	Provisional Ballots	Limited Ballots
REP Jesse F. McClure, III	931	49.18%	<div><div></div></div>	201	697	33	0	0
DEM Robert Johnson	962	50.82%	<div><div></div></div>	179	733	50	0	0
Total Votes Cast	1,893	100.00%	<div><div></div></div>	380	1,430	83	0	0
Overvotes	0			0	0	0	0	0
Undervotes	58			13	42	3	0	0
Contest Totals	1,951			393	1,472	86	0	0

Member, State Board of Education, District 12 CCD

Vote For 1

	TOTAL	VOTE %		Election Day	Early Voting	Ballot By Mail	Provisional Ballots	Limited Ballots
REP Pam Little	913	48.18%	<div><div></div></div>	201	679	33	0	0
DEM Alex Cornwallis	916	48.34%	<div><div></div></div>	159	711	46	0	0
LIB Christy Mowrey	65	3.43%	<div><div></div></div>	21	42	2	0	0
Write-In Totals	2	0.11%	<div><div></div></div>	0	2	0	0	0
Total Votes Cast	1,895	100.00%	<div><div></div></div>	381	1,433	81	0	0
Overvotes	0			0	0	0	0	0
Undervotes	56			12	39	5	0	0
Contest Totals	1,951			393	1,472	86	0	0

State Senator, District 8

Vote For 1

	TOTAL	VOTE %		Election Day	Early Voting	Ballot By Mail	Provisional Ballots	Limited Ballots
REP Angela Paxton	850	44.81%	<div><div></div></div>	183	643	24	0	0
DEM Jonathan Cocks	979	51.61%	<div><div></div></div>	181	743	55	0	0
LIB Edward Kless	68	3.58%	<div><div></div></div>	17	47	4	0	0
Total Votes Cast	1,897	100.00%	<div><div></div></div>	381	1,433	83	0	0
Overvotes	0			0	0	0	0	0
Undervotes	54			12	39	3	0	0
Contest Totals	1,951			393	1,472	86	0	0

State Representative, District 70

Vote For 1

	TOTAL	VOTE %		Election Day	Early Voting	Ballot By Mail	Provisional Ballots	Limited Ballots
REP Jamee Jolly	939	49.42%	<div><div></div></div>	193	710	36	0	0
DEM Mihaela Elizabeth Plesa	961	50.58%	<div><div></div></div>	186	728	47	0	0
Total Votes Cast	1,900	100.00%	<div><div></div></div>	379	1,438	83	0	0
Overvotes	0			0	0	0	0	0
Undervotes	51			14	34	3	0	0
Contest Totals	1,951			393	1,472	86	0	0

PCT 107

Justice, 5th Court of Appeals District, Place 4

Vote For 1

	TOTAL	VOTE %		Election Day	Early Voting	Ballot By Mail	Provisional Ballots	Limited Ballots
REP Emily A. Miskel	935	49.68%	<div><div></div></div>	202	700	33	0	0
DEM Maricela Moore	947	50.32%	<div><div></div></div>	175	725	47	0	0
Total Votes Cast	1,882	100.00%	<div><div></div></div>	377	1,425	80	0	0
Overvotes	0			0	0	0	0	0
Undervotes	69			16	47	6	0	0
Contest Totals	1,951			393	1,472	86	0	0

Justice, 5th Court of Appeals District, Place 7

Vote For 1

	TOTAL	VOTE %		Election Day	Early Voting	Ballot By Mail	Provisional Ballots	Limited Ballots
REP Kristina Williams	917	48.75%	<div><div></div></div>	201	685	31	0	0
DEM Nancy Kennedy	964	51.25%	<div><div></div></div>	177	741	46	0	0
Total Votes Cast	1,881	100.00%	<div><div></div></div>	378	1,426	77	0	0
Overvotes	0			0	0	0	0	0
Undervotes	70			15	46	9	0	0
Contest Totals	1,951			393	1,472	86	0	0

County Judge CCD

Vote For 1

	TOTAL	VOTE %		Election Day	Early Voting	Ballot By Mail	Provisional Ballots	Limited Ballots
REP Chris Hill	928	49.05%	<div><div></div></div>	204	694	30	0	0
DEM Joshua Murray	964	50.95%	<div><div></div></div>	176	739	49	0	0
Total Votes Cast	1,892	100.00%	<div><div></div></div>	380	1,433	79	0	0
Overvotes	0			0	0	0	0	0
Undervotes	59			13	39	7	0	0
Contest Totals	1,951			393	1,472	86	0	0

District Clerk CCD

Vote For 1

	TOTAL	VOTE %		Election Day	Early Voting	Ballot By Mail	Provisional Ballots	Limited Ballots
REP Mike Gould	943	50.11%	<div><div></div></div>	205	704	34	0	0
DEM David Brignac	939	49.89%	<div><div></div></div>	175	721	43	0	0
Total Votes Cast	1,882	100.00%	<div><div></div></div>	380	1,425	77	0	0
Overvotes	0			0	0	0	0	0
Undervotes	69			13	47	9	0	0
Contest Totals	1,951			393	1,472	86	0	0

PCT 107

County Commissioner, Precinct 4

Vote For 1

	TOTAL	VOTE %		Election Day	Early Voting	Ballot By Mail	Provision al Ballots	Limited Ballots
REP Duncan Webb	940	50.08%	<div><div></div></div>	201	707	32	0	0
DEM Jeffrey Williams	937	49.92%	<div><div></div></div>	172	721	44	0	0
Total Votes Cast	1,877	100.00%	<div><div></div></div>	373	1,428	76	0	0
Overvotes	0			0	0	0	0	0
Undervotes	74			20	44	10	0	0
Contest Totals	1,951			393	1,472	86	0	0

Justice of the Peace, Precinct 3

Vote For 1

	TOTAL	VOTE %		Election Day	Early Voting	Ballot By Mail	Provision al Ballots	Limited Ballots
REP Mike Missildine	934	49.81%	<div><div></div></div>	200	699	35	0	0
DEM Irvin Lynn Barrett	941	50.19%	<div><div></div></div>	172	726	43	0	0
Total Votes Cast	1,875	100.00%	<div><div></div></div>	372	1,425	78	0	0
Overvotes	0			0	0	0	0	0
Undervotes	76			21	47	8	0	0
Contest Totals	1,951			393	1,472	86	0	0

PCT 108

U. S. Representative, District 4

Vote For 1

	TOTAL	VOTE %		Election Day	Early Voting	Ballot By Mail	Provisional Ballots	Limited Ballots
REP Pat Fallon	687	45.23%	<div><div></div></div>	165	503	18	1	0
DEM Iro Omere	795	52.34%	<div><div></div></div>	152	602	40	1	0
LIB John Simmons	37	2.44%	<div><div></div></div>	14	23	0	0	0
Total Votes Cast	1,519	100.00%	<div><div></div></div>	331	1,128	58	2	0
Overvotes	0			0	0	0	0	0
Undervotes	44			12	30	2	0	0
Contest Totals	1,563			343	1,158	60	2	0

Governor

Vote For 1

	TOTAL	VOTE %		Election Day	Early Voting	Ballot By Mail	Provisional Ballots	Limited Ballots
REP Greg Abbott	671	43.15%	<div><div></div></div>	160	489	20	2	0
DEM Beto O'Rourke	868	55.82%	<div><div></div></div>	176	652	40	0	0
LIB Mark Tippetts	13	0.84%	<div><div></div></div>	6	7	0	0	0
GRN Delilah Barrios	2	0.13%	<div><div></div></div>	0	2	0	0	0
Write-In Totals	2	0.13%	<div><div></div></div>	0	2	0	0	0
Total Votes Cast	1,555	100.00%	<div><div></div></div>	342	1,151	60	2	0
Overvotes	0			0	0	0	0	0
Undervotes	8			1	7	0	0	0
Contest Totals	1,563			343	1,158	60	2	0

Lieutenant Governor

Vote For 1

	TOTAL	VOTE %		Election Day	Early Voting	Ballot By Mail	Provisional Ballots	Limited Ballots
REP Dan Patrick	649	42.23%	<div><div></div></div>	152	477	19	1	0
DEM Mike Collier	854	55.56%	<div><div></div></div>	165	648	40	1	0
LIB Shanna Steele	34	2.21%	<div><div></div></div>	15	18	1	0	0
Total Votes Cast	1,537	100.00%	<div><div></div></div>	332	1,143	60	2	0
Overvotes	0			0	0	0	0	0
Undervotes	26			11	15	0	0	0
Contest Totals	1,563			343	1,158	60	2	0

Attorney General

Vote For 1

	TOTAL	VOTE %		Election Day	Early Voting	Ballot By Mail	Provisional Ballots	Limited Ballots
REP Ken Paxton	635	41.48%	<div><div></div></div>	149	468	17	1	0
DEM Rochelle Mercedes Garza	844	55.13%	<div><div></div></div>	166	634	43	1	0
LIB Mark Ash	52	3.40%	<div><div></div></div>	17	35	0	0	0
Total Votes Cast	1,531	100.00%	<div><div></div></div>	332	1,137	60	2	0
Overvotes	0			0	0	0	0	0
Undervotes	32			11	21	0	0	0
Contest Totals	1,563			343	1,158	60	2	0

PCT 108

Comptroller of Public Accounts

Vote For 1

	TOTAL	VOTE %		Election Day	Early Voting	Ballot By Mail	Provisional Ballots	Limited Ballots
REP Glenn Hegar	707	46.61%	<div><div></div></div>	165	522	19	1	0
DEM Janet T. Dudding	784	51.68%	<div><div></div></div>	148	595	40	1	0
LIB V. Alonzo Echevarria-Garza	26	1.71%	<div><div></div></div>	13	13	0	0	0
Total Votes Cast	1,517	100.00%	<div><div></div></div>	326	1,130	59	2	0
Overvotes	0			0	0	0	0	0
Undervotes	46			17	28	1	0	0
Contest Totals	1,563			343	1,158	60	2	0

Commissioner of the General Land Office

Vote For 1

	TOTAL	VOTE %		Election Day	Early Voting	Ballot By Mail	Provisional Ballots	Limited Ballots
REP Dawn Buckingham	691	45.79%	<div><div></div></div>	168	504	18	1	0
DEM Jay Kleberg	807	53.48%	<div><div></div></div>	156	612	38	1	0
GRN Alfred Molison, Jr	11	0.73%	<div><div></div></div>	3	8	0	0	0
Write-In Totals	0	0.00%	<div><div></div></div>	0	0	0	0	0
Total Votes Cast	1,509	100.00%	<div><div></div></div>	327	1,124	56	2	0
Overvotes	0			0	0	0	0	0
Undervotes	54			16	34	4	0	0
Contest Totals	1,563			343	1,158	60	2	0

Commissioner of Agriculture

Vote For 1

	TOTAL	VOTE %		Election Day	Early Voting	Ballot By Mail	Provisional Ballots	Limited Ballots
REP Sid Miller	689	45.60%	<div><div></div></div>	166	504	18	1	0
DEM Susan Hays	822	54.40%	<div><div></div></div>	161	620	40	1	0
Total Votes Cast	1,511	100.00%	<div><div></div></div>	327	1,124	58	2	0
Overvotes	0			0	0	0	0	0
Undervotes	52			16	34	2	0	0
Contest Totals	1,563			343	1,158	60	2	0

Railroad Commissioner

Vote For 1

	TOTAL	VOTE %		Election Day	Early Voting	Ballot By Mail	Provisional Ballots	Limited Ballots
REP Wayne Christian	683	45.38%	<div><div></div></div>	161	500	21	1	0
DEM Luke Warford	785	52.16%	<div><div></div></div>	149	599	36	1	0
LIB Jaime Andres Diez	30	1.99%	<div><div></div></div>	13	17	0	0	0
GRN Hunter Wayne Crow	7	0.47%	<div><div></div></div>	1	5	1	0	0
Total Votes Cast	1,505	100.00%	<div><div></div></div>	324	1,121	58	2	0
Overvotes	0			0	0	0	0	0
Undervotes	58			19	37	2	0	0
Contest Totals	1,563			343	1,158	60	2	0

PCT 108

Justice, Supreme Court, Place 3

Vote For 1

	TOTAL	VOTE %		Election Day	Early Voting	Ballot By Mail	Provisional Ballots	Limited Ballots
REP Debra Lehrmann	674	44.72%	<div><div></div></div>	156	498	19	1	0
DEM Erin A. Nowell	807	53.55%	<div><div></div></div>	163	605	39	0	0
LIB Thomas Edward Oxford	26	1.73%	<div><div></div></div>	11	15	0	0	0
Total Votes Cast	1,507	100.00%	<div><div></div></div>	330	1,118	58	1	0
Overvotes	0			0	0	0	0	0
Undervotes	56			13	40	2	1	0
Contest Totals	1,563			343	1,158	60	2	0

Justice, Supreme Court, Place 5

Vote For 1

	TOTAL	VOTE %		Election Day	Early Voting	Ballot By Mail	Provisional Ballots	Limited Ballots
REP Rebeca Huddle	687	45.71%	<div><div></div></div>	160	506	20	1	0
DEM Amanda Reichel	816	54.29%	<div><div></div></div>	165	613	37	1	0
Total Votes Cast	1,503	100.00%	<div><div></div></div>	325	1,119	57	2	0
Overvotes	0			0	0	0	0	0
Undervotes	60			18	39	3	0	0
Contest Totals	1,563			343	1,158	60	2	0

Justice, Supreme Court, Place 9

Vote For 1

	TOTAL	VOTE %		Election Day	Early Voting	Ballot By Mail	Provisional Ballots	Limited Ballots
REP Evan Young	693	45.92%	<div><div></div></div>	159	514	19	1	0
DEM Julia Maldonado	816	54.08%	<div><div></div></div>	168	608	39	1	0
Total Votes Cast	1,509	100.00%	<div><div></div></div>	327	1,122	58	2	0
Overvotes	0			0	0	0	0	0
Undervotes	54			16	36	2	0	0
Contest Totals	1,563			343	1,158	60	2	0

Judge, Court of Criminal Appeals, Place 5

Vote For 1

	TOTAL	VOTE %		Election Day	Early Voting	Ballot By Mail	Provisional Ballots	Limited Ballots
REP Scott Walker	676	45.13%	<div><div></div></div>	156	499	20	1	0
DEM Dana Huffman	822	54.87%	<div><div></div></div>	169	613	39	1	0
Total Votes Cast	1,498	100.00%	<div><div></div></div>	325	1,112	59	2	0
Overvotes	0			0	0	0	0	0
Undervotes	65			18	46	1	0	0
Contest Totals	1,563			343	1,158	60	2	0

PCT 108

Judge, Court of Criminal Appeals, Place 6

Vote For 1

	TOTAL	VOTE %		Election Day	Early Voting	Ballot By Mail	Provisional Ballots	Limited Ballots
REP Jesse F. McClure, III	691	46.13%	<div><div></div></div>	163	507	20	1	0
DEM Robert Johnson	807	53.87%	<div><div></div></div>	162	605	39	1	0
Total Votes Cast	1,498	100.00%	<div><div></div></div>	325	1,112	59	2	0
Overvotes	0			0	0	0	0	0
Undervotes	65			18	46	1	0	0
Contest Totals	1,563			343	1,158	60	2	0

Member, State Board of Education, District 12 CCD

Vote For 1

	TOTAL	VOTE %		Election Day	Early Voting	Ballot By Mail	Provisional Ballots	Limited Ballots
REP Pam Little	676	44.95%	<div><div></div></div>	165	491	19	1	0
DEM Alex Cornwallis	793	52.73%	<div><div></div></div>	149	605	38	1	0
LIB Christy Mowrey	35	2.33%	<div><div></div></div>	12	21	2	0	0
Write-In Totals	0	0.00%	<div><div></div></div>	0	0	0	0	0
Total Votes Cast	1,504	100.00%	<div><div></div></div>	326	1,117	59	2	0
Overvotes	0			0	0	0	0	0
Undervotes	59			17	41	1	0	0
Contest Totals	1,563			343	1,158	60	2	0

State Senator, District 8

Vote For 1

	TOTAL	VOTE %		Election Day	Early Voting	Ballot By Mail	Provisional Ballots	Limited Ballots
REP Angela Paxton	631	41.82%	<div><div></div></div>	147	465	18	1	0
DEM Jonathan Cocks	835	55.33%	<div><div></div></div>	164	631	39	1	0
LIB Edward Kless	43	2.85%	<div><div></div></div>	15	27	1	0	0
Total Votes Cast	1,509	100.00%	<div><div></div></div>	326	1,123	58	2	0
Overvotes	0			0	0	0	0	0
Undervotes	54			17	35	2	0	0
Contest Totals	1,563			343	1,158	60	2	0

State Representative, District 66

Vote For 1

	TOTAL	VOTE %		Election Day	Early Voting	Ballot By Mail	Provisional Ballots	Limited Ballots
REP Matt Shaheen	704	46.65%	<div><div></div></div>	161	522	20	1	0
DEM Jesse Ringness	805	53.35%	<div><div></div></div>	165	602	37	1	0
Total Votes Cast	1,509	100.00%	<div><div></div></div>	326	1,124	57	2	0
Overvotes	0			0	0	0	0	0
Undervotes	54			17	34	3	0	0
Contest Totals	1,563			343	1,158	60	2	0

PCT 108

Justice, 5th Court of Appeals District, Place 4

Vote For 1

	TOTAL	VOTE %		Election Day	Early Voting	Ballot By Mail	Provisional Ballots	Limited Ballots
REP Emily A. Miskel	684	45.69%	<div><div></div></div>	161	503	19	1	0
DEM Maricela Moore	813	54.31%	<div><div></div></div>	164	609	39	1	0
Total Votes Cast	1,497	100.00%	<div><div></div></div>	325	1,112	58	2	0
Overvotes	0			0	0	0	0	0
Undervotes	66			18	46	2	0	0
Contest Totals	1,563			343	1,158	60	2	0

Justice, 5th Court of Appeals District, Place 7

Vote For 1

	TOTAL	VOTE %		Election Day	Early Voting	Ballot By Mail	Provisional Ballots	Limited Ballots
REP Kristina Williams	670	44.91%	<div><div></div></div>	156	494	19	1	0
DEM Nancy Kennedy	822	55.09%	<div><div></div></div>	166	616	39	1	0
Total Votes Cast	1,492	100.00%	<div><div></div></div>	322	1,110	58	2	0
Overvotes	0			0	0	0	0	0
Undervotes	71			21	48	2	0	0
Contest Totals	1,563			343	1,158	60	2	0

County Judge CCD

Vote For 1

	TOTAL	VOTE %		Election Day	Early Voting	Ballot By Mail	Provisional Ballots	Limited Ballots
REP Chris Hill	687	45.77%	<div><div></div></div>	161	506	19	1	0
DEM Joshua Murray	814	54.23%	<div><div></div></div>	164	611	38	1	0
Total Votes Cast	1,501	100.00%	<div><div></div></div>	325	1,117	57	2	0
Overvotes	0			0	0	0	0	0
Undervotes	62			18	41	3	0	0
Contest Totals	1,563			343	1,158	60	2	0

District Clerk CCD

Vote For 1

	TOTAL	VOTE %		Election Day	Early Voting	Ballot By Mail	Provisional Ballots	Limited Ballots
REP Mike Gould	697	46.65%	<div><div></div></div>	162	514	20	1	0
DEM David Brignac	797	53.35%	<div><div></div></div>	158	601	37	1	0
Total Votes Cast	1,494	100.00%	<div><div></div></div>	320	1,115	57	2	0
Overvotes	0			0	0	0	0	0
Undervotes	69			23	43	3	0	0
Contest Totals	1,563			343	1,158	60	2	0

PCT 108

Justice of the Peace, Precinct 4

Vote For 1

	TOTAL	VOTE %		Election Day	Early Voting	Ballot By Mail	Provision al Ballots	Limited Ballots
REP Vincent Venegoni	687	46.17%	<div><div></div></div>	169	498	19	1	0
DEM Adam Kern	801	53.83%	<div><div></div></div>	156	608	36	1	0
Total Votes Cast	1,488	100.00%	<div><div></div></div>	325	1,106	55	2	0
Overvotes	0			0	0	0	0	0
Undervotes	75			18	52	5	0	0
Contest Totals	1,563			343	1,158	60	2	0

PCT 109

U. S. Representative, District 4

Vote For 1

	TOTAL	VOTE %		Election Day	Early Voting	Ballot By Mail	Provisional Ballots	Limited Ballots
REP Pat Fallon	1,371	57.01%	<div><div></div></div>	338	1,014	19	0	0
DEM Iro Omere	982	40.83%	<div><div></div></div>	214	736	32	0	0
LIB John Simmons	52	2.16%	<div><div></div></div>	18	34	0	0	0
Total Votes Cast	2,405	100.00%	<div><div></div></div>	570	1,784	51	0	0
Overvotes	0			0	0	0	0	0
Undervotes	48			16	32	0	0	0
Contest Totals	2,453			586	1,816	51	0	0

Governor

Vote For 1

	TOTAL	VOTE %		Election Day	Early Voting	Ballot By Mail	Provisional Ballots	Limited Ballots
REP Greg Abbott	1,333	54.54%	<div><div></div></div>	321	995	17	0	0
DEM Beto O'Rourke	1,085	44.39%	<div><div></div></div>	253	799	33	0	0
LIB Mark Tippetts	21	0.86%	<div><div></div></div>	7	13	1	0	0
GRN Delilah Barrios	4	0.16%	<div><div></div></div>	4	0	0	0	0
Write-In Totals	1	0.04%	<div><div></div></div>	0	1	0	0	0
Total Votes Cast	2,444	100.00%	<div><div></div></div>	585	1,808	51	0	0
Overvotes	0			0	0	0	0	0
Undervotes	9			1	8	0	0	0
Contest Totals	2,453			586	1,816	51	0	0

Lieutenant Governor

Vote For 1

	TOTAL	VOTE %		Election Day	Early Voting	Ballot By Mail	Provisional Ballots	Limited Ballots
REP Dan Patrick	1,281	53.02%	<div><div></div></div>	320	945	16	0	0
DEM Mike Collier	1,078	44.62%	<div><div></div></div>	236	810	32	0	0
LIB Shanna Steele	57	2.36%	<div><div></div></div>	20	35	2	0	0
Total Votes Cast	2,416	100.00%	<div><div></div></div>	576	1,790	50	0	0
Overvotes	0			0	0	0	0	0
Undervotes	37			10	26	1	0	0
Contest Totals	2,453			586	1,816	51	0	0

Attorney General

Vote For 1

	TOTAL	VOTE %		Election Day	Early Voting	Ballot By Mail	Provisional Ballots	Limited Ballots
REP Ken Paxton	1,245	51.85%	<div><div></div></div>	310	919	16	0	0
DEM Rochelle Mercedes Garza	1,081	45.02%	<div><div></div></div>	243	805	33	0	0
LIB Mark Ash	75	3.12%	<div><div></div></div>	22	51	2	0	0
Total Votes Cast	2,401	100.00%	<div><div></div></div>	575	1,775	51	0	0
Overvotes	0			0	0	0	0	0
Undervotes	52			11	41	0	0	0
Contest Totals	2,453			586	1,816	51	0	0

PCT 109

Comptroller of Public Accounts

Vote For 1

	TOTAL	VOTE %		Election Day	Early Voting	Ballot By Mail	Provisional Ballots	Limited Ballots
REP Glenn Hegar	1,404	58.79%	<div><div></div></div>	341	1,046	17	0	0
DEM Janet T. Dudding	950	39.78%	<div><div></div></div>	208	709	33	0	0
LIB V. Alonzo Echevarria-Garza	34	1.42%	<div><div></div></div>	13	21	0	0	0
Total Votes Cast	2,388	100.00%	<div><div></div></div>	562	1,776	50	0	0
Overvotes	0			0	0	0	0	0
Undervotes	65			24	40	1	0	0
Contest Totals	2,453			586	1,816	51	0	0

Commissioner of the General Land Office

Vote For 1

	TOTAL	VOTE %		Election Day	Early Voting	Ballot By Mail	Provisional Ballots	Limited Ballots
REP Dawn Buckingham	1,382	57.99%	<div><div></div></div>	341	1,022	19	0	0
DEM Jay Kleberg	983	41.25%	<div><div></div></div>	217	735	31	0	0
GRN Alfred Molison, Jr	18	0.76%	<div><div></div></div>	4	14	0	0	0
Write-In Totals	0	0.00%	<div><div></div></div>	0	0	0	0	0
Total Votes Cast	2,383	100.00%	<div><div></div></div>	562	1,771	50	0	0
Overvotes	0			0	0	0	0	0
Undervotes	70			24	45	1	0	0
Contest Totals	2,453			586	1,816	51	0	0

Commissioner of Agriculture

Vote For 1

	TOTAL	VOTE %		Election Day	Early Voting	Ballot By Mail	Provisional Ballots	Limited Ballots
REP Sid Miller	1,365	57.38%	<div><div></div></div>	341	1,006	18	0	0
DEM Susan Hays	1,014	42.62%	<div><div></div></div>	217	766	31	0	0
Total Votes Cast	2,379	100.00%	<div><div></div></div>	558	1,772	49	0	0
Overvotes	0			0	0	0	0	0
Undervotes	74			28	44	2	0	0
Contest Totals	2,453			586	1,816	51	0	0

Railroad Commissioner

Vote For 1

	TOTAL	VOTE %		Election Day	Early Voting	Ballot By Mail	Provisional Ballots	Limited Ballots
REP Wayne Christian	1,340	56.30%	<div><div></div></div>	329	994	17	0	0
DEM Luke Warford	965	40.55%	<div><div></div></div>	207	727	31	0	0
LIB Jaime Andres Diez	59	2.48%	<div><div></div></div>	20	39	0	0	0
GRN Hunter Wayne Crow	16	0.67%	<div><div></div></div>	5	11	0	0	0
Total Votes Cast	2,380	100.00%	<div><div></div></div>	561	1,771	48	0	0
Overvotes	0			0	0	0	0	0
Undervotes	73			25	45	3	0	0
Contest Totals	2,453			586	1,816	51	0	0

PCT 109

Justice, Supreme Court, Place 3

Vote For 1

	TOTAL	VOTE %		Election Day	Early Voting	Ballot By Mail	Provisional Ballots	Limited Ballots
REP Debra Lehrmann	1,365	57.21%	<div><div></div></div>	330	1,018	17	0	0
DEM Erin A. Nowell	987	41.37%	<div><div></div></div>	224	732	31	0	0
LIB Thomas Edward Oxford	34	1.42%	<div><div></div></div>	14	20	0	0	0
Total Votes Cast	2,386	100.00%	<div><div></div></div>	568	1,770	48	0	0
Overvotes	0			0	0	0	0	0
Undervotes	67			18	46	3	0	0
Contest Totals	2,453			586	1,816	51	0	0

Justice, Supreme Court, Place 5

Vote For 1

	TOTAL	VOTE %		Election Day	Early Voting	Ballot By Mail	Provisional Ballots	Limited Ballots
REP Rebeca Huddle	1,376	58.01%	<div><div></div></div>	340	1,020	16	0	0
DEM Amanda Reichel	996	41.99%	<div><div></div></div>	222	744	30	0	0
Total Votes Cast	2,372	100.00%	<div><div></div></div>	562	1,764	46	0	0
Overvotes	0			0	0	0	0	0
Undervotes	81			24	52	5	0	0
Contest Totals	2,453			586	1,816	51	0	0

Justice, Supreme Court, Place 9

Vote For 1

	TOTAL	VOTE %		Election Day	Early Voting	Ballot By Mail	Provisional Ballots	Limited Ballots
REP Evan Young	1,370	57.56%	<div><div></div></div>	331	1,021	18	0	0
DEM Julia Maldonado	1,010	42.44%	<div><div></div></div>	233	747	30	0	0
Total Votes Cast	2,380	100.00%	<div><div></div></div>	564	1,768	48	0	0
Overvotes	0			0	0	0	0	0
Undervotes	73			22	48	3	0	0
Contest Totals	2,453			586	1,816	51	0	0

Judge, Court of Criminal Appeals, Place 5

Vote For 1

	TOTAL	VOTE %		Election Day	Early Voting	Ballot By Mail	Provisional Ballots	Limited Ballots
REP Scott Walker	1,351	57.34%	<div><div></div></div>	331	1,003	17	0	0
DEM Dana Huffman	1,005	42.66%	<div><div></div></div>	227	746	32	0	0
Total Votes Cast	2,356	100.00%	<div><div></div></div>	558	1,749	49	0	0
Overvotes	0			0	0	0	0	0
Undervotes	97			28	67	2	0	0
Contest Totals	2,453			586	1,816	51	0	0

PCT 109

Judge, Court of Criminal Appeals, Place 6

Vote For 1

	TOTAL	VOTE %		Election Day	Early Voting	Ballot By Mail	Provisional Ballots	Limited Ballots
REP Jesse F. McClure, III	1,366	58.05%	<div><div></div></div>	339	1,010	17	0	0
DEM Robert Johnson	987	41.95%	<div><div></div></div>	218	738	31	0	0
Total Votes Cast	2,353	100.00%	<div><div></div></div>	557	1,748	48	0	0
Overvotes	0			0	0	0	0	0
Undervotes	100			29	68	3	0	0
Contest Totals	2,453			586	1,816	51	0	0

Member, State Board of Education, District 12 CCD

Vote For 1

	TOTAL	VOTE %		Election Day	Early Voting	Ballot By Mail	Provisional Ballots	Limited Ballots
REP Pam Little	1,331	56.47%	<div><div></div></div>	330	984	17	0	0
DEM Alex Cornwallis	964	40.90%	<div><div></div></div>	210	722	32	0	0
LIB Christy Mowrey	60	2.55%	<div><div></div></div>	16	44	0	0	0
Write-In Totals	4	0.17%	<div><div></div></div>	2	2	0	0	0
Total Votes Cast	2,357	100.00%	<div><div></div></div>	557	1,751	49	0	0
Overvotes	0			0	0	0	0	0
Undervotes	96			29	65	2	0	0
Contest Totals	2,453			586	1,816	51	0	0

State Senator, District 8

Vote For 1

	TOTAL	VOTE %		Election Day	Early Voting	Ballot By Mail	Provisional Ballots	Limited Ballots
REP Angela Paxton	1,282	54.21%	<div><div></div></div>	320	947	15	0	0
DEM Jonathan Cocks	1,033	43.68%	<div><div></div></div>	224	775	34	0	0
LIB Edward Kless	50	2.11%	<div><div></div></div>	17	31	2	0	0
Total Votes Cast	2,365	100.00%	<div><div></div></div>	561	1,753	51	0	0
Overvotes	0			0	0	0	0	0
Undervotes	88			25	63	0	0	0
Contest Totals	2,453			586	1,816	51	0	0

State Representative, District 66

Vote For 1

	TOTAL	VOTE %		Election Day	Early Voting	Ballot By Mail	Provisional Ballots	Limited Ballots
REP Matt Shaheen	1,391	58.77%	<div><div></div></div>	348	1,024	19	0	0
DEM Jesse Ringness	976	41.23%	<div><div></div></div>	210	734	32	0	0
Total Votes Cast	2,367	100.00%	<div><div></div></div>	558	1,758	51	0	0
Overvotes	0			0	0	0	0	0
Undervotes	86			28	58	0	0	0
Contest Totals	2,453			586	1,816	51	0	0

PCT 109

Justice, 5th Court of Appeals District, Place 4

Vote For 1

	TOTAL	VOTE %		Election Day	Early Voting	Ballot By Mail	Provisional Ballots	Limited Ballots
REP Emily A. Miskel	1,373	58.63%	<div><div></div></div>	339	1,018	16	0	0
DEM Maricela Moore	969	41.37%	<div><div></div></div>	211	725	33	0	0
Total Votes Cast	2,342	100.00%	<div><div></div></div>	550	1,743	49	0	0
Overvotes	0			0	0	0	0	0
Undervotes	111			36	73	2	0	0
Contest Totals	2,453			586	1,816	51	0	0

Justice, 5th Court of Appeals District, Place 7

Vote For 1

	TOTAL	VOTE %		Election Day	Early Voting	Ballot By Mail	Provisional Ballots	Limited Ballots
REP Kristina Williams	1,343	57.44%	<div><div></div></div>	330	997	16	0	0
DEM Nancy Kennedy	995	42.56%	<div><div></div></div>	218	745	32	0	0
Total Votes Cast	2,338	100.00%	<div><div></div></div>	548	1,742	48	0	0
Overvotes	0			0	0	0	0	0
Undervotes	115			38	74	3	0	0
Contest Totals	2,453			586	1,816	51	0	0

County Judge CCD

Vote For 1

	TOTAL	VOTE %		Election Day	Early Voting	Ballot By Mail	Provisional Ballots	Limited Ballots
REP Chris Hill	1,377	58.30%	<div><div></div></div>	337	1,023	17	0	0
DEM Joshua Murray	985	41.70%	<div><div></div></div>	216	737	32	0	0
Total Votes Cast	2,362	100.00%	<div><div></div></div>	553	1,760	49	0	0
Overvotes	0			0	0	0	0	0
Undervotes	91			33	56	2	0	0
Contest Totals	2,453			586	1,816	51	0	0

District Clerk CCD

Vote For 1

	TOTAL	VOTE %		Election Day	Early Voting	Ballot By Mail	Provisional Ballots	Limited Ballots
REP Mike Gould	1,369	58.45%	<div><div></div></div>	331	1,020	18	0	0
DEM David Brignac	973	41.55%	<div><div></div></div>	219	723	31	0	0
Total Votes Cast	2,342	100.00%	<div><div></div></div>	550	1,743	49	0	0
Overvotes	0			0	0	0	0	0
Undervotes	111			36	73	2	0	0
Contest Totals	2,453			586	1,816	51	0	0

PCT 109

County Commissioner, Precinct 4

Vote For 1

	TOTAL	VOTE %		Election Day	Early Voting	Ballot By Mail	Provision al Ballots	Limited Ballots
REP Duncan Webb	1,384	58.97%	<div><div></div></div>	337	1,030	17	0	0
DEM Jeffrey Williams	963	41.03%	<div><div></div></div>	215	717	31	0	0
Total Votes Cast	2,347	100.00%	<div><div></div></div>	552	1,747	48	0	0
Overvotes	0			0	0	0	0	0
Undervotes	106			34	69	3	0	0
Contest Totals	2,453			586	1,816	51	0	0

Justice of the Peace, Precinct 4

Vote For 1

	TOTAL	VOTE %		Election Day	Early Voting	Ballot By Mail	Provision al Ballots	Limited Ballots
REP Vincent Venegoni	1,350	58.19%	<div><div></div></div>	335	1,000	15	0	0
DEM Adam Kern	970	41.81%	<div><div></div></div>	214	724	32	0	0
Total Votes Cast	2,320	100.00%	<div><div></div></div>	549	1,724	47	0	0
Overvotes	0			0	0	0	0	0
Undervotes	133			37	92	4	0	0
Contest Totals	2,453			586	1,816	51	0	0

PCT 110

U. S. Representative, District 32

Vote For 1

	TOTAL	VOTE %		Election Day	Early Voting	Ballot By Mail	Provisional Ballots	Limited Ballots
REP Antonio Swad	793	51.33%	<div><div></div></div>	219	538	36	0	0
DEM Colin Allred	752	48.67%	<div><div></div></div>	152	564	32	4	0
Total Votes Cast	1,545	100.00%	<div><div></div></div>	371	1,102	68	4	0
Overvotes	0			0	0	0	0	0
Undervotes	18			6	10	2	0	0
Contest Totals	1,563			377	1,112	70	4	0

Governor

Vote For 1

	TOTAL	VOTE %		Election Day	Early Voting	Ballot By Mail	Provisional Ballots	Limited Ballots
REP Greg Abbott	793	50.77%	<div><div></div></div>	212	544	37	0	0
DEM Beto O'Rourke	743	47.57%	<div><div></div></div>	153	554	32	4	0
LIB Mark Tippetts	17	1.09%	<div><div></div></div>	6	10	1	0	0
GRN Delilah Barrios	7	0.45%	<div><div></div></div>	4	3	0	0	0
Write-In Totals	4	0.26%	<div><div></div></div>	4	0	0	0	0
Total Votes Cast	1,562	100.00%	<div><div></div></div>	377	1,111	70	4	0
Overvotes	0			0	0	0	0	0
Undervotes	1			0	1	0	0	0
Contest Totals	1,563			377	1,112	70	4	0

Lieutenant Governor

Vote For 1

	TOTAL	VOTE %		Election Day	Early Voting	Ballot By Mail	Provisional Ballots	Limited Ballots
REP Dan Patrick	752	48.52%	<div><div></div></div>	207	510	35	0	0
DEM Mike Collier	761	49.10%	<div><div></div></div>	148	574	35	4	0
LIB Shanna Steele	37	2.39%	<div><div></div></div>	19	18	0	0	0
Total Votes Cast	1,550	100.00%	<div><div></div></div>	374	1,102	70	4	0
Overvotes	0			0	0	0	0	0
Undervotes	13			3	10	0	0	0
Contest Totals	1,563			377	1,112	70	4	0

Attorney General

Vote For 1

	TOTAL	VOTE %		Election Day	Early Voting	Ballot By Mail	Provisional Ballots	Limited Ballots
REP Ken Paxton	741	48.12%	<div><div></div></div>	207	498	35	1	0
DEM Rochelle Mercedes Garza	736	47.79%	<div><div></div></div>	147	552	34	3	0
LIB Mark Ash	63	4.09%	<div><div></div></div>	20	42	1	0	0
Total Votes Cast	1,540	100.00%	<div><div></div></div>	374	1,092	70	4	0
Overvotes	0			0	0	0	0	0
Undervotes	23			3	20	0	0	0
Contest Totals	1,563			377	1,112	70	4	0

PCT 110

Comptroller of Public Accounts

Vote For 1

	TOTAL	VOTE %		Election Day	Early Voting	Ballot By Mail	Provisional Ballots	Limited Ballots
REP Glenn Hegar	838	54.63%	<div><div></div></div>	224	576	37	1	0
DEM Janet T. Dudding	666	43.42%	<div><div></div></div>	132	500	31	3	0
LIB V. Alonzo Echevarria-Garza	30	1.96%	<div><div></div></div>	12	18	0	0	0
Total Votes Cast	1,534	100.00%	<div><div></div></div>	368	1,094	68	4	0
Overvotes	0			0	0	0	0	0
Undervotes	29			9	18	2	0	0
Contest Totals	1,563			377	1,112	70	4	0

Commissioner of the General Land Office

Vote For 1

	TOTAL	VOTE %		Election Day	Early Voting	Ballot By Mail	Provisional Ballots	Limited Ballots
REP Dawn Buckingham	813	53.21%	<div><div></div></div>	223	554	35	1	0
DEM Jay Kleberg	696	45.55%	<div><div></div></div>	134	528	31	3	0
GRN Alfred Molison, Jr	18	1.18%	<div><div></div></div>	9	9	0	0	0
Write-In Totals	1	0.07%	<div><div></div></div>	1	0	0	0	0
Total Votes Cast	1,528	100.00%	<div><div></div></div>	367	1,091	66	4	0
Overvotes	0			0	0	0	0	0
Undervotes	35			10	21	4	0	0
Contest Totals	1,563			377	1,112	70	4	0

Commissioner of Agriculture

Vote For 1

	TOTAL	VOTE %		Election Day	Early Voting	Ballot By Mail	Provisional Ballots	Limited Ballots
REP Sid Miller	796	52.30%	<div><div></div></div>	223	538	34	1	0
DEM Susan Hays	726	47.70%	<div><div></div></div>	143	548	32	3	0
Total Votes Cast	1,522	100.00%	<div><div></div></div>	366	1,086	66	4	0
Overvotes	0			0	0	0	0	0
Undervotes	41			11	26	4	0	0
Contest Totals	1,563			377	1,112	70	4	0

Railroad Commissioner

Vote For 1

	TOTAL	VOTE %		Election Day	Early Voting	Ballot By Mail	Provisional Ballots	Limited Ballots
REP Wayne Christian	792	51.83%	<div><div></div></div>	213	545	34	0	0
DEM Luke Warford	689	45.09%	<div><div></div></div>	134	519	32	4	0
LIB Jaime Andres Diez	31	2.03%	<div><div></div></div>	14	17	0	0	0
GRN Hunter Wayne Crow	16	1.05%	<div><div></div></div>	8	8	0	0	0
Total Votes Cast	1,528	100.00%	<div><div></div></div>	369	1,089	66	4	0
Overvotes	0			0	0	0	0	0
Undervotes	35			8	23	4	0	0
Contest Totals	1,563			377	1,112	70	4	0

PCT 110

Justice, Supreme Court, Place 3

Vote For 1

	TOTAL	VOTE %		Election Day	Early Voting	Ballot By Mail	Provisional Ballots	Limited Ballots
REP Debra Lehrmann	821	53.84%	<div><div></div></div>	221	564	36	0	0
DEM Erin A. Nowell	687	45.05%	<div><div></div></div>	137	516	30	4	0
LIB Thomas Edward Oxford	17	1.11%	<div><div></div></div>	8	9	0	0	0
Total Votes Cast	1,525	100.00%	<div><div></div></div>	366	1,089	66	4	0
Overvotes	0			0	0	0	0	0
Undervotes	38			11	23	4	0	0
Contest Totals	1,563			377	1,112	70	4	0

Justice, Supreme Court, Place 5

Vote For 1

	TOTAL	VOTE %		Election Day	Early Voting	Ballot By Mail	Provisional Ballots	Limited Ballots
REP Rebeca Huddle	828	54.62%	<div><div></div></div>	228	566	34	0	0
DEM Amanda Reichel	688	45.38%	<div><div></div></div>	137	517	31	3	0
Total Votes Cast	1,516	100.00%	<div><div></div></div>	365	1,083	65	3	0
Overvotes	0			0	0	0	0	0
Undervotes	47			12	29	5	1	0
Contest Totals	1,563			377	1,112	70	4	0

Justice, Supreme Court, Place 9

Vote For 1

	TOTAL	VOTE %		Election Day	Early Voting	Ballot By Mail	Provisional Ballots	Limited Ballots
REP Evan Young	819	54.06%	<div><div></div></div>	225	559	35	0	0
DEM Julia Maldonado	696	45.94%	<div><div></div></div>	136	526	30	4	0
Total Votes Cast	1,515	100.00%	<div><div></div></div>	361	1,085	65	4	0
Overvotes	0			0	0	0	0	0
Undervotes	48			16	27	5	0	0
Contest Totals	1,563			377	1,112	70	4	0

Judge, Court of Criminal Appeals, Place 5

Vote For 1

	TOTAL	VOTE %		Election Day	Early Voting	Ballot By Mail	Provisional Ballots	Limited Ballots
REP Scott Walker	803	52.97%	<div><div></div></div>	221	546	36	0	0
DEM Dana Huffman	713	47.03%	<div><div></div></div>	142	538	29	4	0
Total Votes Cast	1,516	100.00%	<div><div></div></div>	363	1,084	65	4	0
Overvotes	0			0	0	0	0	0
Undervotes	47			14	28	5	0	0
Contest Totals	1,563			377	1,112	70	4	0

PCT 110

Judge, Court of Criminal Appeals, Place 6

Vote For 1

	TOTAL	VOTE %		Election Day	Early Voting	Ballot By Mail	Provisional Ballots	Limited Ballots
REP Jesse F. McClure, III	821	54.41%	<div><div></div></div>	226	559	35	1	0
DEM Robert Johnson	688	45.59%	<div><div></div></div>	133	521	31	3	0
Total Votes Cast	1,509	100.00%	<div><div></div></div>	359	1,080	66	4	0
Overvotes	0			0	0	0	0	0
Undervotes	54			18	32	4	0	0
Contest Totals	1,563			377	1,112	70	4	0

Member, State Board of Education, District 12 CCD

Vote For 1

	TOTAL	VOTE %		Election Day	Early Voting	Ballot By Mail	Provisional Ballots	Limited Ballots
REP Pam Little	795	52.51%	<div><div></div></div>	209	551	35	0	0
DEM Alex Cornwallis	670	44.25%	<div><div></div></div>	130	505	31	4	0
LIB Christy Mowrey	49	3.24%	<div><div></div></div>	23	26	0	0	0
Write-In Totals	0	0.00%	<div><div></div></div>	0	0	0	0	0
Total Votes Cast	1,514	100.00%	<div><div></div></div>	362	1,082	66	4	0
Overvotes	0			0	0	0	0	0
Undervotes	49			15	30	4	0	0
Contest Totals	1,563			377	1,112	70	4	0

State Senator, District 2

Vote For 1

	TOTAL	VOTE %		Election Day	Early Voting	Ballot By Mail	Provisional Ballots	Limited Ballots
REP Bob Hall	822	54.55%	<div><div></div></div>	225	561	35	1	0
DEM Prince S. Giadolor	685	45.45%	<div><div></div></div>	130	522	31	2	0
Total Votes Cast	1,507	100.00%	<div><div></div></div>	355	1,083	66	3	0
Overvotes	0			0	0	0	0	0
Undervotes	56			22	29	4	1	0
Contest Totals	1,563			377	1,112	70	4	0

State Representative, District 33

Vote For 1

	TOTAL	VOTE %		Election Day	Early Voting	Ballot By Mail	Provisional Ballots	Limited Ballots
REP Justin Holland	815	53.90%	<div><div></div></div>	225	554	36	0	0
DEM Graeson Lynskey	697	46.10%	<div><div></div></div>	133	531	30	3	0
Total Votes Cast	1,512	100.00%	<div><div></div></div>	358	1,085	66	3	0
Overvotes	0			0	0	0	0	0
Undervotes	51			19	27	4	1	0
Contest Totals	1,563			377	1,112	70	4	0

PCT 110

Justice, 5th Court of Appeals District, Place 4

Vote For 1

	TOTAL	VOTE %		Election Day	Early Voting	Ballot By Mail	Provisional Ballots	Limited Ballots
REP Emily A. Miskel	817	54.25%	<div><div></div></div>	226	555	36	0	0
DEM Maricela Moore	689	45.75%	<div><div></div></div>	132	525	28	4	0
Total Votes Cast	1,506	100.00%	<div><div></div></div>	358	1,080	64	4	0
Overvotes	0			0	0	0	0	0
Undervotes	57			19	32	6	0	0
Contest Totals	1,563			377	1,112	70	4	0

Justice, 5th Court of Appeals District, Place 7

Vote For 1

	TOTAL	VOTE %		Election Day	Early Voting	Ballot By Mail	Provisional Ballots	Limited Ballots
REP Kristina Williams	804	53.49%	<div><div></div></div>	221	547	36	0	0
DEM Nancy Kennedy	699	46.51%	<div><div></div></div>	137	530	28	4	0
Total Votes Cast	1,503	100.00%	<div><div></div></div>	358	1,077	64	4	0
Overvotes	0			0	0	0	0	0
Undervotes	60			19	35	6	0	0
Contest Totals	1,563			377	1,112	70	4	0

County Judge CCD

Vote For 1

	TOTAL	VOTE %		Election Day	Early Voting	Ballot By Mail	Provisional Ballots	Limited Ballots
REP Chris Hill	820	54.09%	<div><div></div></div>	223	562	35	0	0
DEM Joshua Murray	696	45.91%	<div><div></div></div>	137	527	29	3	0
Total Votes Cast	1,516	100.00%	<div><div></div></div>	360	1,089	64	3	0
Overvotes	0			0	0	0	0	0
Undervotes	47			17	23	6	1	0
Contest Totals	1,563			377	1,112	70	4	0

District Clerk CCD

Vote For 1

	TOTAL	VOTE %		Election Day	Early Voting	Ballot By Mail	Provisional Ballots	Limited Ballots
REP Mike Gould	817	54.39%	<div><div></div></div>	220	560	35	2	0
DEM David Brignac	685	45.61%	<div><div></div></div>	138	518	28	1	0
Total Votes Cast	1,502	100.00%	<div><div></div></div>	358	1,078	63	3	0
Overvotes	0			0	0	0	0	0
Undervotes	61			19	34	7	1	0
Contest Totals	1,563			377	1,112	70	4	0

PCT 110

Justice of the Peace, Precinct 3

Vote For 1

	TOTAL	VOTE %		Election Day	Early Voting	Ballot By Mail	Provision al Ballots	Limited Ballots
REP Mike Missildine	814	54.23%	<div><div></div></div>	219	558	36	1	0
DEM Irvin Lynn Barrett	687	45.77%	<div><div></div></div>	139	517	28	3	0
Total Votes Cast	1,501	100.00%	<div><div></div></div>	358	1,075	64	4	0
Overvotes	0			0	0	0	0	0
Undervotes	62			19	37	6	0	0
Contest Totals	1,563			377	1,112	70	4	0

PCT 111

U. S. Representative, District 4

Vote For 1

	TOTAL	VOTE %		Election Day	Early Voting	Ballot By Mail	Provisional Ballots	Limited Ballots
REP Pat Fallon	1,105	68.72%	<div><div></div></div>	320	755	29	1	0
DEM Iro Omere	474	29.48%	<div><div></div></div>	134	313	26	1	0
LIB John Simmons	29	1.80%	<div><div></div></div>	13	16	0	0	0
Total Votes Cast	1,608	100.00%	<div><div></div></div>	467	1,084	55	2	0
Overvotes	0			0	0	0	0	0
Undervotes	23			8	13	2	0	0
Contest Totals	1,631			475	1,097	57	2	0

Governor

Vote For 1

	TOTAL	VOTE %		Election Day	Early Voting	Ballot By Mail	Provisional Ballots	Limited Ballots
REP Greg Abbott	1,092	67.08%	<div><div></div></div>	317	743	31	1	0
DEM Beto O'Rourke	514	31.57%	<div><div></div></div>	148	340	25	1	0
LIB Mark Tippetts	18	1.11%	<div><div></div></div>	8	10	0	0	0
GRN Delilah Barrios	3	0.18%	<div><div></div></div>	1	2	0	0	0
Write-In Totals	1	0.06%	<div><div></div></div>	1	0	0	0	0
Total Votes Cast	1,628	100.00%	<div><div></div></div>	475	1,095	56	2	0
Overvotes	0			0	0	0	0	0
Undervotes	3			0	2	1	0	0
Contest Totals	1,631			475	1,097	57	2	0

Lieutenant Governor

Vote For 1

	TOTAL	VOTE %		Election Day	Early Voting	Ballot By Mail	Provisional Ballots	Limited Ballots
REP Dan Patrick	1,054	65.26%	<div><div></div></div>	304	721	28	1	0
DEM Mike Collier	531	32.88%	<div><div></div></div>	151	351	28	1	0
LIB Shanna Steele	30	1.86%	<div><div></div></div>	14	16	0	0	0
Total Votes Cast	1,615	100.00%	<div><div></div></div>	469	1,088	56	2	0
Overvotes	0			0	0	0	0	0
Undervotes	16			6	9	1	0	0
Contest Totals	1,631			475	1,097	57	2	0

Attorney General

Vote For 1

	TOTAL	VOTE %		Election Day	Early Voting	Ballot By Mail	Provisional Ballots	Limited Ballots
REP Ken Paxton	1,027	64.11%	<div><div></div></div>	297	701	28	1	0
DEM Rochelle Mercedes Garza	524	32.71%	<div><div></div></div>	148	348	27	1	0
LIB Mark Ash	51	3.18%	<div><div></div></div>	18	32	1	0	0
Total Votes Cast	1,602	100.00%	<div><div></div></div>	463	1,081	56	2	0
Overvotes	0			0	0	0	0	0
Undervotes	29			12	16	1	0	0
Contest Totals	1,631			475	1,097	57	2	0

PCT 111

Comptroller of Public Accounts

Vote For 1

	TOTAL	VOTE %		Election Day	Early Voting	Ballot By Mail	Provisional Ballots	Limited Ballots
REP Glenn Hegar	1,136	70.82%	<div><div></div></div>	329	775	31	1	0
DEM Janet T. Dudding	445	27.74%	<div><div></div></div>	122	299	23	1	0
LIB V. Alonzo Echevarria-Garza	23	1.43%	<div><div></div></div>	12	11	0	0	0
Total Votes Cast	1,604	100.00%	<div><div></div></div>	463	1,085	54	2	0
Overvotes	0			0	0	0	0	0
Undervotes	27			12	12	3	0	0
Contest Totals	1,631			475	1,097	57	2	0

Commissioner of the General Land Office

Vote For 1

	TOTAL	VOTE %		Election Day	Early Voting	Ballot By Mail	Provisional Ballots	Limited Ballots
REP Dawn Buckingham	1,124	70.21%	<div><div></div></div>	328	765	29	2	0
DEM Jay Kleberg	466	29.11%	<div><div></div></div>	129	312	25	0	0
GRN Alfred Molison, Jr	11	0.69%	<div><div></div></div>	4	7	0	0	0
Write-In Totals	0	0.00%	<div><div></div></div>	0	0	0	0	0
Total Votes Cast	1,601	100.00%	<div><div></div></div>	461	1,084	54	2	0
Overvotes	0			0	0	0	0	0
Undervotes	30			14	13	3	0	0
Contest Totals	1,631			475	1,097	57	2	0

Commissioner of Agriculture

Vote For 1

	TOTAL	VOTE %		Election Day	Early Voting	Ballot By Mail	Provisional Ballots	Limited Ballots
REP Sid Miller	1,107	69.40%	<div><div></div></div>	331	745	29	2	0
DEM Susan Hays	488	30.60%	<div><div></div></div>	129	334	25	0	0
Total Votes Cast	1,595	100.00%	<div><div></div></div>	460	1,079	54	2	0
Overvotes	0			0	0	0	0	0
Undervotes	36			15	18	3	0	0
Contest Totals	1,631			475	1,097	57	2	0

Railroad Commissioner

Vote For 1

	TOTAL	VOTE %		Election Day	Early Voting	Ballot By Mail	Provisional Ballots	Limited Ballots
REP Wayne Christian	1,097	68.69%	<div><div></div></div>	322	743	31	1	0
DEM Luke Warford	457	28.62%	<div><div></div></div>	124	309	23	1	0
LIB Jaime Andres Diez	34	2.13%	<div><div></div></div>	14	20	0	0	0
GRN Hunter Wayne Crow	9	0.56%	<div><div></div></div>	2	7	0	0	0
Total Votes Cast	1,597	100.00%	<div><div></div></div>	462	1,079	54	2	0
Overvotes	0			0	0	0	0	0
Undervotes	34			13	18	3	0	0
Contest Totals	1,631			475	1,097	57	2	0

PCT 111

Justice, Supreme Court, Place 3

Vote For 1

	TOTAL	VOTE %		Election Day	Early Voting	Ballot By Mail	Provisional Ballots	Limited Ballots
REP Debra Lehrmann	1,117	69.64%	<div><div></div></div>	323	762	31	1	0
DEM Erin A. Nowell	466	29.05%	<div><div></div></div>	129	312	24	1	0
LIB Thomas Edward Oxford	21	1.31%	<div><div></div></div>	12	9	0	0	0
Total Votes Cast	1,604	100.00%	<div><div></div></div>	464	1,083	55	2	0
Overvotes	0			0	0	0	0	0
Undervotes	27			11	14	2	0	0
Contest Totals	1,631			475	1,097	57	2	0

Justice, Supreme Court, Place 5

Vote For 1

	TOTAL	VOTE %		Election Day	Early Voting	Ballot By Mail	Provisional Ballots	Limited Ballots
REP Rebeca Huddle	1,120	69.83%	<div><div></div></div>	326	762	31	1	0
DEM Amanda Reichel	484	30.17%	<div><div></div></div>	137	323	23	1	0
Total Votes Cast	1,604	100.00%	<div><div></div></div>	463	1,085	54	2	0
Overvotes	0			0	0	0	0	0
Undervotes	27			12	12	3	0	0
Contest Totals	1,631			475	1,097	57	2	0

Justice, Supreme Court, Place 9

Vote For 1

	TOTAL	VOTE %		Election Day	Early Voting	Ballot By Mail	Provisional Ballots	Limited Ballots
REP Evan Young	1,116	69.62%	<div><div></div></div>	326	758	31	1	0
DEM Julia Maldonado	487	30.38%	<div><div></div></div>	137	325	24	1	0
Total Votes Cast	1,603	100.00%	<div><div></div></div>	463	1,083	55	2	0
Overvotes	0			0	0	0	0	0
Undervotes	28			12	14	2	0	0
Contest Totals	1,631			475	1,097	57	2	0

Judge, Court of Criminal Appeals, Place 5

Vote For 1

	TOTAL	VOTE %		Election Day	Early Voting	Ballot By Mail	Provisional Ballots	Limited Ballots
REP Scott Walker	1,116	69.84%	<div><div></div></div>	325	759	31	1	0
DEM Dana Huffman	482	30.16%	<div><div></div></div>	137	320	24	1	0
Total Votes Cast	1,598	100.00%	<div><div></div></div>	462	1,079	55	2	0
Overvotes	0			0	0	0	0	0
Undervotes	33			13	18	2	0	0
Contest Totals	1,631			475	1,097	57	2	0

PCT 111

Judge, Court of Criminal Appeals, Place 6

Vote For 1

	TOTAL	VOTE %		Election Day	Early Voting	Ballot By Mail	Provisional Ballots	Limited Ballots
REP Jesse F. McClure, III	1,123	70.45%	<div><div></div></div>	327	763	32	1	0
DEM Robert Johnson	471	29.55%	<div><div></div></div>	132	315	23	1	0
Total Votes Cast	1,594	100.00%	<div><div></div></div>	459	1,078	55	2	0
Overvotes	0			0	0	0	0	0
Undervotes	37			16	19	2	0	0
Contest Totals	1,631			475	1,097	57	2	0

Member, State Board of Education, District 12 CCD

Vote For 1

	TOTAL	VOTE %		Election Day	Early Voting	Ballot By Mail	Provisional Ballots	Limited Ballots
REP Pam Little	1,104	69.22%	<div><div></div></div>	321	753	29	1	0
DEM Alex Cornwallis	454	28.46%	<div><div></div></div>	124	307	22	1	0
LIB Christy Mowrey	36	2.26%	<div><div></div></div>	15	18	3	0	0
Write-In Totals	1	0.06%	<div><div></div></div>	0	1	0	0	0
Total Votes Cast	1,595	100.00%	<div><div></div></div>	460	1,079	54	2	0
Overvotes	0			0	0	0	0	0
Undervotes	36			15	18	3	0	0
Contest Totals	1,631			475	1,097	57	2	0

State Representative, District 66

Vote For 1

	TOTAL	VOTE %		Election Day	Early Voting	Ballot By Mail	Provisional Ballots	Limited Ballots
REP Matt Shaheen	1,134	71.01%	<div><div></div></div>	333	769	31	1	0
DEM Jesse Ringness	463	28.99%	<div><div></div></div>	127	311	24	1	0
Total Votes Cast	1,597	100.00%	<div><div></div></div>	460	1,080	55	2	0
Overvotes	0			0	0	0	0	0
Undervotes	34			15	17	2	0	0
Contest Totals	1,631			475	1,097	57	2	0

Justice, 5th Court of Appeals District, Place 4

Vote For 1

	TOTAL	VOTE %		Election Day	Early Voting	Ballot By Mail	Provisional Ballots	Limited Ballots
REP Emily A. Miskel	1,113	70.27%	<div><div></div></div>	323	757	32	1	0
DEM Maricela Moore	471	29.73%	<div><div></div></div>	132	315	23	1	0
Total Votes Cast	1,584	100.00%	<div><div></div></div>	455	1,072	55	2	0
Overvotes	0			0	0	0	0	0
Undervotes	47			20	25	2	0	0
Contest Totals	1,631			475	1,097	57	2	0

PCT 111

Justice, 5th Court of Appeals District, Place 7

Vote For 1

	TOTAL	VOTE %		Election Day	Early Voting	Ballot By Mail	Provisional Ballots	Limited Ballots
REP Kristina Williams	1,113	70.04%	<div><div></div></div>	325	754	33	1	0
DEM Nancy Kennedy	476	29.96%	<div><div></div></div>	133	319	23	1	0
Total Votes Cast	1,589	100.00%	<div><div></div></div>	458	1,073	56	2	0
Overvotes	0			0	0	0	0	0
Undervotes	42			17	24	1	0	0
Contest Totals	1,631			475	1,097	57	2	0

County Judge CCD

Vote For 1

	TOTAL	VOTE %		Election Day	Early Voting	Ballot By Mail	Provisional Ballots	Limited Ballots
REP Chris Hill	1,122	70.34%	<div><div></div></div>	330	761	30	1	0
DEM Joshua Murray	473	29.66%	<div><div></div></div>	128	319	25	1	0
Total Votes Cast	1,595	100.00%	<div><div></div></div>	458	1,080	55	2	0
Overvotes	0			0	0	0	0	0
Undervotes	36			17	17	2	0	0
Contest Totals	1,631			475	1,097	57	2	0

District Clerk CCD

Vote For 1

	TOTAL	VOTE %		Election Day	Early Voting	Ballot By Mail	Provisional Ballots	Limited Ballots
REP Mike Gould	1,123	70.72%	<div><div></div></div>	327	764	31	1	0
DEM David Brignac	465	29.28%	<div><div></div></div>	127	314	23	1	0
Total Votes Cast	1,588	100.00%	<div><div></div></div>	454	1,078	54	2	0
Overvotes	0			0	0	0	0	0
Undervotes	43			21	19	3	0	0
Contest Totals	1,631			475	1,097	57	2	0

Justice of the Peace, Precinct 4

Vote For 1

	TOTAL	VOTE %		Election Day	Early Voting	Ballot By Mail	Provisional Ballots	Limited Ballots
REP Vincent Venegoni	1,120	70.62%	<div><div></div></div>	325	763	31	1	0
DEM Adam Kern	466	29.38%	<div><div></div></div>	130	312	23	1	0
Total Votes Cast	1,586	100.00%	<div><div></div></div>	455	1,075	54	2	0
Overvotes	0			0	0	0	0	0
Undervotes	45			20	22	3	0	0
Contest Totals	1,631			475	1,097	57	2	0

PCT 112

U. S. Representative District 3

Vote For 1

	TOTAL	VOTE %		Election Day	Early Voting	Ballot By Mail	Provisional Ballots	Limited Ballots
REP Keith Self	952	51.54%	<div><div></div></div>	185	723	42	2	0
DEM Sandeep Srivastava	864	46.78%	<div><div></div></div>	147	652	65	0	0
LIB Christopher Claytor	31	1.68%	<div><div></div></div>	6	24	1	0	0
Total Votes Cast	1,847	100.00%	<div><div></div></div>	338	1,399	108	2	0
Overvotes	0			0	0	0	0	0
Undervotes	25			5	16	3	1	0
Contest Totals	1,872			343	1,415	111	3	0

Governor

Vote For 1

	TOTAL	VOTE %		Election Day	Early Voting	Ballot By Mail	Provisional Ballots	Limited Ballots
REP Greg Abbott	922	49.41%	<div><div></div></div>	173	709	38	2	0
DEM Beto O'Rourke	919	49.25%	<div><div></div></div>	161	686	71	1	0
LIB Mark Tippetts	17	0.91%	<div><div></div></div>	6	10	1	0	0
GRN Delilah Barrios	6	0.32%	<div><div></div></div>	0	6	0	0	0
Write-In Totals	2	0.11%	<div><div></div></div>	0	1	1	0	0
Total Votes Cast	1,866	100.00%	<div><div></div></div>	340	1,412	111	3	0
Overvotes	0			0	0	0	0	0
Undervotes	6			3	3	0	0	0
Contest Totals	1,872			343	1,415	111	3	0

Lieutenant Governor

Vote For 1

	TOTAL	VOTE %		Election Day	Early Voting	Ballot By Mail	Provisional Ballots	Limited Ballots
REP Dan Patrick	888	48.00%	<div><div></div></div>	167	682	37	2	0
DEM Mike Collier	925	50.00%	<div><div></div></div>	158	695	71	1	0
LIB Shanna Steele	37	2.00%	<div><div></div></div>	9	27	1	0	0
Total Votes Cast	1,850	100.00%	<div><div></div></div>	334	1,404	109	3	0
Overvotes	0			0	0	0	0	0
Undervotes	22			9	11	2	0	0
Contest Totals	1,872			343	1,415	111	3	0

Attorney General

Vote For 1

	TOTAL	VOTE %		Election Day	Early Voting	Ballot By Mail	Provisional Ballots	Limited Ballots
REP Ken Paxton	859	46.63%	<div><div></div></div>	162	660	35	2	0
DEM Rochelle Mercedes Garza	922	50.05%	<div><div></div></div>	157	690	74	1	0
LIB Mark Ash	61	3.31%	<div><div></div></div>	13	47	1	0	0
Total Votes Cast	1,842	100.00%	<div><div></div></div>	332	1,397	110	3	0
Overvotes	0			0	0	0	0	0
Undervotes	30			11	18	1	0	0
Contest Totals	1,872			343	1,415	111	3	0

PCT 112

Comptroller of Public Accounts

Vote For 1

	TOTAL	VOTE %		Election Day	Early Voting	Ballot By Mail	Provisional Ballots	Limited Ballots
REP Glenn Hegar	998	54.54%	<div><div></div></div>	193	758	45	2	0
DEM Janet T. Dudding	797	43.55%	<div><div></div></div>	132	604	61	0	0
LIB V. Alonzo Echevarria-Garza	35	1.91%	<div><div></div></div>	8	26	1	0	0
Total Votes Cast	1,830	100.00%	<div><div></div></div>	333	1,388	107	2	0
Overvotes	0			0	0	0	0	0
Undervotes	42			10	27	4	1	0
Contest Totals	1,872			343	1,415	111	3	0

Commissioner of the General Land Office

Vote For 1

	TOTAL	VOTE %		Election Day	Early Voting	Ballot By Mail	Provisional Ballots	Limited Ballots
REP Dawn Buckingham	967	53.16%	<div><div></div></div>	192	733	40	2	0
DEM Jay Kleberg	831	45.68%	<div><div></div></div>	133	632	66	0	0
GRN Alfred Molison, Jr	18	0.99%	<div><div></div></div>	6	11	1	0	0
Write-In Totals	3	0.16%	<div><div></div></div>	0	3	0	0	0
Total Votes Cast	1,819	100.00%	<div><div></div></div>	331	1,379	107	2	0
Overvotes	0			0	0	0	0	0
Undervotes	53			12	36	4	1	0
Contest Totals	1,872			343	1,415	111	3	0

Commissioner of Agriculture

Vote For 1

	TOTAL	VOTE %		Election Day	Early Voting	Ballot By Mail	Provisional Ballots	Limited Ballots
REP Sid Miller	962	52.77%	<div><div></div></div>	183	735	42	2	0
DEM Susan Hays	861	47.23%	<div><div></div></div>	147	648	66	0	0
Total Votes Cast	1,823	100.00%	<div><div></div></div>	330	1,383	108	2	0
Overvotes	0			0	0	0	0	0
Undervotes	49			13	32	3	1	0
Contest Totals	1,872			343	1,415	111	3	0

Railroad Commissioner

Vote For 1

	TOTAL	VOTE %		Election Day	Early Voting	Ballot By Mail	Provisional Ballots	Limited Ballots
REP Wayne Christian	935	51.35%	<div><div></div></div>	182	708	43	2	0
DEM Luke Warford	837	45.96%	<div><div></div></div>	138	637	62	0	0
LIB Jaime Andres Diez	34	1.87%	<div><div></div></div>	9	23	2	0	0
GRN Hunter Wayne Crow	15	0.82%	<div><div></div></div>	3	12	0	0	0
Total Votes Cast	1,821	100.00%	<div><div></div></div>	332	1,380	107	2	0
Overvotes	0			0	0	0	0	0
Undervotes	51			11	35	4	1	0
Contest Totals	1,872			343	1,415	111	3	0

PCT 112

Justice, Supreme Court, Place 3

Vote For 1

	TOTAL	VOTE %		Election Day	Early Voting	Ballot By Mail	Provisional Ballots	Limited Ballots
REP Debra Lehrmann	979	53.64%	<div><div></div></div>	186	747	44	2	0
DEM Erin A. Nowell	820	44.93%	<div><div></div></div>	135	621	64	0	0
LIB Thomas Edward Oxford	26	1.42%	<div><div></div></div>	8	18	0	0	0
Total Votes Cast	1,825	100.00%	<div><div></div></div>	329	1,386	108	2	0
Overvotes	0			0	0	0	0	0
Undervotes	47			14	29	3	1	0
Contest Totals	1,872			343	1,415	111	3	0

Justice, Supreme Court, Place 5

Vote For 1

	TOTAL	VOTE %		Election Day	Early Voting	Ballot By Mail	Provisional Ballots	Limited Ballots
REP Rebeca Huddle	983	54.10%	<div><div></div></div>	188	750	43	2	0
DEM Amanda Reichel	834	45.90%	<div><div></div></div>	138	632	64	0	0
Total Votes Cast	1,817	100.00%	<div><div></div></div>	326	1,382	107	2	0
Overvotes	0			0	0	0	0	0
Undervotes	55			17	33	4	1	0
Contest Totals	1,872			343	1,415	111	3	0

Justice, Supreme Court, Place 9

Vote For 1

	TOTAL	VOTE %		Election Day	Early Voting	Ballot By Mail	Provisional Ballots	Limited Ballots
REP Evan Young	974	53.87%	<div><div></div></div>	191	742	39	2	0
DEM Julia Maldonado	834	46.13%	<div><div></div></div>	134	633	67	0	0
Total Votes Cast	1,808	100.00%	<div><div></div></div>	325	1,375	106	2	0
Overvotes	0			0	0	0	0	0
Undervotes	64			18	40	5	1	0
Contest Totals	1,872			343	1,415	111	3	0

Judge, Court of Criminal Appeals, Place 5

Vote For 1

	TOTAL	VOTE %		Election Day	Early Voting	Ballot By Mail	Provisional Ballots	Limited Ballots
REP Scott Walker	969	53.36%	<div><div></div></div>	185	740	42	2	0
DEM Dana Huffman	847	46.64%	<div><div></div></div>	140	641	66	0	0
Total Votes Cast	1,816	100.00%	<div><div></div></div>	325	1,381	108	2	0
Overvotes	0			0	0	0	0	0
Undervotes	56			18	34	3	1	0
Contest Totals	1,872			343	1,415	111	3	0

PCT 112

Judge, Court of Criminal Appeals, Place 6

Vote For 1

	TOTAL	VOTE %		Election Day	Early Voting	Ballot By Mail	Provisional Ballots	Limited Ballots
REP Jesse F. McClure, III	987	54.65%	<div><div></div></div>	189	754	42	2	0
DEM Robert Johnson	819	45.35%	<div><div></div></div>	135	618	66	0	0
Total Votes Cast	1,806	100.00%	<div><div></div></div>	324	1,372	108	2	0
Overvotes	0			0	0	0	0	0
Undervotes	66			19	43	3	1	0
Contest Totals	1,872			343	1,415	111	3	0

Member, State Board of Education, District 12 CCD

Vote For 1

	TOTAL	VOTE %		Election Day	Early Voting	Ballot By Mail	Provisional Ballots	Limited Ballots
REP Pam Little	963	53.03%	<div><div></div></div>	186	727	48	2	0
DEM Alex Cornwallis	819	45.10%	<div><div></div></div>	134	625	60	0	0
LIB Christy Mowrey	33	1.82%	<div><div></div></div>	9	24	0	0	0
Write-In Totals	1	0.06%	<div><div></div></div>	0	1	0	0	0
Total Votes Cast	1,816	100.00%	<div><div></div></div>	329	1,377	108	2	0
Overvotes	0			0	0	0	0	0
Undervotes	56			14	38	3	1	0
Contest Totals	1,872			343	1,415	111	3	0

State Senator, District 8

Vote For 1

	TOTAL	VOTE %		Election Day	Early Voting	Ballot By Mail	Provisional Ballots	Limited Ballots
REP Angela Paxton	892	48.82%	<div><div></div></div>	176	675	39	2	0
DEM Jonathan Cocks	888	48.60%	<div><div></div></div>	143	676	69	0	0
LIB Edward Kless	47	2.57%	<div><div></div></div>	11	35	1	0	0
Total Votes Cast	1,827	100.00%	<div><div></div></div>	330	1,386	109	2	0
Overvotes	0			0	0	0	0	0
Undervotes	45			13	29	2	1	0
Contest Totals	1,872			343	1,415	111	3	0

State Representative, District 66

Vote For 1

	TOTAL	VOTE %		Election Day	Early Voting	Ballot By Mail	Provisional Ballots	Limited Ballots
REP Matt Shaheen	994	54.50%	<div><div></div></div>	198	747	47	2	0
DEM Jesse Ringness	830	45.50%	<div><div></div></div>	132	637	61	0	0
Total Votes Cast	1,824	100.00%	<div><div></div></div>	330	1,384	108	2	0
Overvotes	0			0	0	0	0	0
Undervotes	48			13	31	3	1	0
Contest Totals	1,872			343	1,415	111	3	0

PCT 112

Justice, 5th Court of Appeals District, Place 4

Vote For 1

	TOTAL	VOTE %		Election Day	Early Voting	Ballot By Mail	Provisional Ballots	Limited Ballots
REP Emily A. Miskel	980	54.47%	<div><div></div></div>	186	752	40	2	0
DEM Maricela Moore	819	45.53%	<div><div></div></div>	137	619	63	0	0
Total Votes Cast	1,799	100.00%	<div><div></div></div>	323	1,371	103	2	0
Overvotes	0			0	0	0	0	0
Undervotes	73			20	44	8	1	0
Contest Totals	1,872			343	1,415	111	3	0

Justice, 5th Court of Appeals District, Place 7

Vote For 1

	TOTAL	VOTE %		Election Day	Early Voting	Ballot By Mail	Provisional Ballots	Limited Ballots
REP Kristina Williams	968	53.81%	<div><div></div></div>	185	742	39	2	0
DEM Nancy Kennedy	831	46.19%	<div><div></div></div>	138	630	63	0	0
Total Votes Cast	1,799	100.00%	<div><div></div></div>	323	1,372	102	2	0
Overvotes	0			0	0	0	0	0
Undervotes	73			20	43	9	1	0
Contest Totals	1,872			343	1,415	111	3	0

County Judge CCD

Vote For 1

	TOTAL	VOTE %		Election Day	Early Voting	Ballot By Mail	Provisional Ballots	Limited Ballots
REP Chris Hill	966	53.37%	<div><div></div></div>	188	736	40	2	0
DEM Joshua Murray	844	46.63%	<div><div></div></div>	138	642	64	0	0
Total Votes Cast	1,810	100.00%	<div><div></div></div>	326	1,378	104	2	0
Overvotes	0			0	0	0	0	0
Undervotes	62			17	37	7	1	0
Contest Totals	1,872			343	1,415	111	3	0

District Clerk CCD

Vote For 1

	TOTAL	VOTE %		Election Day	Early Voting	Ballot By Mail	Provisional Ballots	Limited Ballots
REP Mike Gould	973	54.39%	<div><div></div></div>	188	744	39	2	0
DEM David Brignac	816	45.61%	<div><div></div></div>	134	621	61	0	0
Total Votes Cast	1,789	100.00%	<div><div></div></div>	322	1,365	100	2	0
Overvotes	0			0	0	0	0	0
Undervotes	83			21	50	11	1	0
Contest Totals	1,872			343	1,415	111	3	0

PCT 112

County Commissioner, Precinct 4

Vote For 1

	TOTAL	VOTE %		Election Day	Early Voting	Ballot By Mail	Provision al Ballots	Limited Ballots
REP Duncan Webb	997	55.20%	<div><div></div></div>	191	764	40	2	0
DEM Jeffrey Williams	809	44.80%	<div><div></div></div>	135	612	62	0	0
Total Votes Cast	1,806	100.00%	<div><div></div></div>	326	1,376	102	2	0
Overvotes	0			0	0	0	0	0
Undervotes	66			17	39	9	1	0
Contest Totals	1,872			343	1,415	111	3	0

Justice of the Peace, Precinct 4

Vote For 1

	TOTAL	VOTE %		Election Day	Early Voting	Ballot By Mail	Provision al Ballots	Limited Ballots
REP Vincent Venegoni	972	54.51%	<div><div></div></div>	184	748	38	2	0
DEM Adam Kern	811	45.49%	<div><div></div></div>	137	612	62	0	0
Total Votes Cast	1,783	100.00%	<div><div></div></div>	321	1,360	100	2	0
Overvotes	0			0	0	0	0	0
Undervotes	89			22	55	11	1	0
Contest Totals	1,872			343	1,415	111	3	0

PCT 113

U. S. Representative District 3

Vote For 1

	TOTAL	VOTE %		Election Day	Early Voting	Ballot By Mail	Provisional Ballots	Limited Ballots
REP Keith Self	721	49.01%	<div><div></div></div>	213	485	23	0	0
DEM Sandeep Srivastava	698	47.45%	<div><div></div></div>	215	453	29	1	0
LIB Christopher Claytor	52	3.54%	<div><div></div></div>	24	27	1	0	0
Total Votes Cast	1,471	100.00%	<div><div></div></div>	452	965	53	1	0
Overvotes	0			0	0	0	0	0
Undervotes	35			16	11	8	0	0
Contest Totals	1,506			468	976	61	1	0

Governor

Vote For 1

	TOTAL	VOTE %		Election Day	Early Voting	Ballot By Mail	Provisional Ballots	Limited Ballots
REP Greg Abbott	706	46.97%	<div><div></div></div>	204	474	28	0	0
DEM Beto O'Rourke	758	50.43%	<div><div></div></div>	242	484	31	1	0
LIB Mark Tippetts	32	2.13%	<div><div></div></div>	18	12	2	0	0
GRN Delilah Barrios	7	0.47%	<div><div></div></div>	4	3	0	0	0
Write-In Totals	0	0.00%	<div><div></div></div>	0	0	0	0	0
Total Votes Cast	1,503	100.00%	<div><div></div></div>	468	973	61	1	0
Overvotes	0			0	0	0	0	0
Undervotes	3			0	3	0	0	0
Contest Totals	1,506			468	976	61	1	0

Lieutenant Governor

Vote For 1

	TOTAL	VOTE %		Election Day	Early Voting	Ballot By Mail	Provisional Ballots	Limited Ballots
REP Dan Patrick	680	45.73%	<div><div></div></div>	206	455	19	0	0
DEM Mike Collier	749	50.37%	<div><div></div></div>	225	487	36	1	0
LIB Shanna Steele	58	3.90%	<div><div></div></div>	24	29	5	0	0
Total Votes Cast	1,487	100.00%	<div><div></div></div>	455	971	60	1	0
Overvotes	0			0	0	0	0	0
Undervotes	19			13	5	1	0	0
Contest Totals	1,506			468	976	61	1	0

Attorney General

Vote For 1

	TOTAL	VOTE %		Election Day	Early Voting	Ballot By Mail	Provisional Ballots	Limited Ballots
REP Ken Paxton	673	45.38%	<div><div></div></div>	206	448	19	0	0
DEM Rochelle Mercedes Garza	741	49.97%	<div><div></div></div>	221	483	36	1	0
LIB Mark Ash	69	4.65%	<div><div></div></div>	29	34	6	0	0
Total Votes Cast	1,483	100.00%	<div><div></div></div>	456	965	61	1	0
Overvotes	0			0	0	0	0	0
Undervotes	23			12	11	0	0	0
Contest Totals	1,506			468	976	61	1	0

PCT 113

Comptroller of Public Accounts

Vote For 1

	TOTAL	VOTE %		Election Day	Early Voting	Ballot By Mail	Provisional Ballots	Limited Ballots
REP Glenn Hegar	735	50.03%	<div><div></div></div>	222	484	29	0	0
DEM Janet T. Dudding	674	45.88%	<div><div></div></div>	195	449	29	1	0
LIB V. Alonzo Echevarria-Garza	60	4.08%	<div><div></div></div>	31	29	0	0	0
Total Votes Cast	1,469	100.00%	<div><div></div></div>	448	962	58	1	0
Overvotes	0			0	0	0	0	0
Undervotes	37			20	14	3	0	0
Contest Totals	1,506			468	976	61	1	0

Commissioner of the General Land Office

Vote For 1

	TOTAL	VOTE %		Election Day	Early Voting	Ballot By Mail	Provisional Ballots	Limited Ballots
REP Dawn Buckingham	740	50.62%	<div><div></div></div>	223	490	27	0	0
DEM Jay Kleberg	684	46.79%	<div><div></div></div>	206	447	30	1	0
GRN Alfred Molison, Jr	38	2.60%	<div><div></div></div>	17	21	0	0	0
Write-In Totals	0	0.00%	<div><div></div></div>	0	0	0	0	0
Total Votes Cast	1,462	100.00%	<div><div></div></div>	446	958	57	1	0
Overvotes	0			0	0	0	0	0
Undervotes	44			22	18	4	0	0
Contest Totals	1,506			468	976	61	1	0

Commissioner of Agriculture

Vote For 1

	TOTAL	VOTE %		Election Day	Early Voting	Ballot By Mail	Provisional Ballots	Limited Ballots
REP Sid Miller	731	50.31%	<div><div></div></div>	231	478	22	0	0
DEM Susan Hays	722	49.69%	<div><div></div></div>	211	475	35	1	0
Total Votes Cast	1,453	100.00%	<div><div></div></div>	442	953	57	1	0
Overvotes	0			0	0	0	0	0
Undervotes	53			26	23	4	0	0
Contest Totals	1,506			468	976	61	1	0

Railroad Commissioner

Vote For 1

	TOTAL	VOTE %		Election Day	Early Voting	Ballot By Mail	Provisional Ballots	Limited Ballots
REP Wayne Christian	700	48.18%	<div><div></div></div>	213	465	22	0	0
DEM Luke Warford	666	45.84%	<div><div></div></div>	185	445	35	1	0
LIB Jaime Andres Diez	66	4.54%	<div><div></div></div>	36	30	0	0	0
GRN Hunter Wayne Crow	21	1.45%	<div><div></div></div>	7	14	0	0	0
Total Votes Cast	1,453	100.00%	<div><div></div></div>	441	954	57	1	0
Overvotes	0			0	0	0	0	0
Undervotes	53			27	22	4	0	0
Contest Totals	1,506			468	976	61	1	0

PCT 113

Justice, Supreme Court, Place 3

Vote For 1

	TOTAL	VOTE %		Election Day	Early Voting	Ballot By Mail	Provisional Ballots	Limited Ballots
REP Debra Lehrmann	730	50.00%	<div><div></div></div>	213	490	27	0	0
DEM Erin A. Nowell	680	46.58%	<div><div></div></div>	202	450	27	1	0
LIB Thomas Edward Oxford	50	3.42%	<div><div></div></div>	29	18	3	0	0
Total Votes Cast	1,460	100.00%	<div><div></div></div>	444	958	57	1	0
Overvotes	0			0	0	0	0	0
Undervotes	46			24	18	4	0	0
Contest Totals	1,506			468	976	61	1	0

Justice, Supreme Court, Place 5

Vote For 1

	TOTAL	VOTE %		Election Day	Early Voting	Ballot By Mail	Provisional Ballots	Limited Ballots
REP Rebeca Huddle	747	51.38%	<div><div></div></div>	224	494	29	0	0
DEM Amanda Reichel	707	48.62%	<div><div></div></div>	220	458	28	1	0
Total Votes Cast	1,454	100.00%	<div><div></div></div>	444	952	57	1	0
Overvotes	0			0	0	0	0	0
Undervotes	52			24	24	4	0	0
Contest Totals	1,506			468	976	61	1	0

Justice, Supreme Court, Place 9

Vote For 1

	TOTAL	VOTE %		Election Day	Early Voting	Ballot By Mail	Provisional Ballots	Limited Ballots
REP Evan Young	732	50.38%	<div><div></div></div>	221	485	26	0	0
DEM Julia Maldonado	721	49.62%	<div><div></div></div>	221	468	31	1	0
Total Votes Cast	1,453	100.00%	<div><div></div></div>	442	953	57	1	0
Overvotes	0			0	0	0	0	0
Undervotes	53			26	23	4	0	0
Contest Totals	1,506			468	976	61	1	0

Judge, Court of Criminal Appeals, Place 5

Vote For 1

	TOTAL	VOTE %		Election Day	Early Voting	Ballot By Mail	Provisional Ballots	Limited Ballots
REP Scott Walker	740	50.93%	<div><div></div></div>	222	493	25	0	0
DEM Dana Huffman	713	49.07%	<div><div></div></div>	220	460	32	1	0
Total Votes Cast	1,453	100.00%	<div><div></div></div>	442	953	57	1	0
Overvotes	0			0	0	0	0	0
Undervotes	53			26	23	4	0	0
Contest Totals	1,506			468	976	61	1	0

PCT 113

Judge, Court of Criminal Appeals, Place 6

Vote For 1

	TOTAL	VOTE %		Election Day	Early Voting	Ballot By Mail	Provisional Ballots	Limited Ballots
REP Jesse F. McClure, III	735	50.90%	<div><div></div></div>	219	488	28	0	0
DEM Robert Johnson	709	49.10%	<div><div></div></div>	222	457	29	1	0
Total Votes Cast	1,444	100.00%	<div><div></div></div>	441	945	57	1	0
Overvotes	0			0	0	0	0	0
Undervotes	62			27	31	4	0	0
Contest Totals	1,506			468	976	61	1	0

Member, State Board of Education, District 12 CCD

Vote For 1

	TOTAL	VOTE %		Election Day	Early Voting	Ballot By Mail	Provisional Ballots	Limited Ballots
REP Pam Little	710	49.07%	<div><div></div></div>	214	471	25	0	0
DEM Alex Cornwallis	663	45.82%	<div><div></div></div>	193	442	27	1	0
LIB Christy Mowrey	71	4.91%	<div><div></div></div>	33	34	4	0	0
Write-In Totals	3	0.21%	<div><div></div></div>	2	1	0	0	0
Total Votes Cast	1,447	100.00%	<div><div></div></div>	442	948	56	1	0
Overvotes	0			0	0	0	0	0
Undervotes	59			26	28	5	0	0
Contest Totals	1,506			468	976	61	1	0

State Senator, District 8

Vote For 1

	TOTAL	VOTE %		Election Day	Early Voting	Ballot By Mail	Provisional Ballots	Limited Ballots
REP Angela Paxton	685	47.18%	<div><div></div></div>	212	453	20	0	0
DEM Jonathan Cocks	715	49.24%	<div><div></div></div>	207	470	37	1	0
LIB Edward Kless	52	3.58%	<div><div></div></div>	25	25	2	0	0
Total Votes Cast	1,452	100.00%	<div><div></div></div>	444	948	59	1	0
Overvotes	0			0	0	0	0	0
Undervotes	54			24	28	2	0	0
Contest Totals	1,506			468	976	61	1	0

Justice, 5th Court of Appeals District, Place 4

Vote For 1

	TOTAL	VOTE %		Election Day	Early Voting	Ballot By Mail	Provisional Ballots	Limited Ballots
REP Emily A. Miskel	743	51.45%	<div><div></div></div>	225	487	31	0	0
DEM Maricela Moore	701	48.55%	<div><div></div></div>	217	456	27	1	0
Total Votes Cast	1,444	100.00%	<div><div></div></div>	442	943	58	1	0
Overvotes	0			0	0	0	0	0
Undervotes	62			26	33	3	0	0
Contest Totals	1,506			468	976	61	1	0

PCT 113

Justice, 5th Court of Appeals District, Place 7

Vote For 1

	TOTAL	VOTE %		Election Day	Early Voting	Ballot By Mail	Provisional Ballots	Limited Ballots
REP Kristina Williams	722	50.10%	<div><div></div></div>	219	478	25	0	0
DEM Nancy Kennedy	719	49.90%	<div><div></div></div>	220	467	31	1	0
Total Votes Cast	1,441	100.00%	<div><div></div></div>	439	945	56	1	0
Overvotes	0			0	0	0	0	0
Undervotes	65			29	31	5	0	0
Contest Totals	1,506			468	976	61	1	0

County Judge CCD

Vote For 1

	TOTAL	VOTE %		Election Day	Early Voting	Ballot By Mail	Provisional Ballots	Limited Ballots
REP Chris Hill	732	50.31%	<div><div></div></div>	226	480	26	0	0
DEM Joshua Murray	723	49.69%	<div><div></div></div>	217	474	31	1	0
Total Votes Cast	1,455	100.00%	<div><div></div></div>	443	954	57	1	0
Overvotes	0			0	0	0	0	0
Undervotes	51			25	22	4	0	0
Contest Totals	1,506			468	976	61	1	0

District Clerk CCD

Vote For 1

	TOTAL	VOTE %		Election Day	Early Voting	Ballot By Mail	Provisional Ballots	Limited Ballots
REP Mike Gould	736	51.22%	<div><div></div></div>	225	483	28	0	0
DEM David Brignac	701	48.78%	<div><div></div></div>	216	455	29	1	0
Total Votes Cast	1,437	100.00%	<div><div></div></div>	441	938	57	1	0
Overvotes	0			0	0	0	0	0
Undervotes	69			27	38	4	0	0
Contest Totals	1,506			468	976	61	1	0

Justice of the Peace, Precinct 3

Vote For 1

	TOTAL	VOTE %		Election Day	Early Voting	Ballot By Mail	Provisional Ballots	Limited Ballots
REP Mike Missildine	749	51.76%	<div><div></div></div>	227	497	25	0	0
DEM Irvin Lynn Barrett	698	48.24%	<div><div></div></div>	215	450	32	1	0
Total Votes Cast	1,447	100.00%	<div><div></div></div>	442	947	57	1	0
Overvotes	0			0	0	0	0	0
Undervotes	59			26	29	4	0	0
Contest Totals	1,506			468	976	61	1	0

PCT 114

U. S. Representative District 3

Vote For 1

	TOTAL	VOTE %		Election Day	Early Voting	Ballot By Mail	Provisional Ballots	Limited Ballots
REP Keith Self	880	64.37%	<div><div></div></div>	382	474	21	3	0
DEM Sandeep Srivastava	452	33.07%	<div><div></div></div>	146	285	19	2	0
LIB Christopher Claytor	35	2.56%	<div><div></div></div>	19	15	0	1	0
Total Votes Cast	1,367	100.00%	<div><div></div></div>	547	774	40	6	0
Overvotes	0			0	0	0	0	0
Undervotes	29			16	13	0	0	0
Contest Totals	1,396			563	787	40	6	0

Governor

Vote For 1

	TOTAL	VOTE %		Election Day	Early Voting	Ballot By Mail	Provisional Ballots	Limited Ballots
REP Greg Abbott	873	62.67%	<div><div></div></div>	389	461	21	2	0
DEM Beto O'Rourke	502	36.04%	<div><div></div></div>	164	316	19	3	0
LIB Mark Tippetts	15	1.08%	<div><div></div></div>	7	7	0	1	0
GRN Delilah Barrios	2	0.14%	<div><div></div></div>	1	1	0	0	0
Write-In Totals	1	0.07%	<div><div></div></div>	0	1	0	0	0
Total Votes Cast	1,393	100.00%	<div><div></div></div>	561	786	40	6	0
Overvotes	0			0	0	0	0	0
Undervotes	3			2	1	0	0	0
Contest Totals	1,396			563	787	40	6	0

Lieutenant Governor

Vote For 1

	TOTAL	VOTE %		Election Day	Early Voting	Ballot By Mail	Provisional Ballots	Limited Ballots
REP Dan Patrick	850	61.82%	<div><div></div></div>	378	448	22	2	0
DEM Mike Collier	495	36.00%	<div><div></div></div>	159	315	18	3	0
LIB Shanna Steele	30	2.18%	<div><div></div></div>	18	11	0	1	0
Total Votes Cast	1,375	100.00%	<div><div></div></div>	555	774	40	6	0
Overvotes	0			0	0	0	0	0
Undervotes	21			8	13	0	0	0
Contest Totals	1,396			563	787	40	6	0

Attorney General

Vote For 1

	TOTAL	VOTE %		Election Day	Early Voting	Ballot By Mail	Provisional Ballots	Limited Ballots
REP Ken Paxton	843	61.58%	<div><div></div></div>	377	443	21	2	0
DEM Rochelle Mercedes Garza	477	34.84%	<div><div></div></div>	156	299	19	3	0
LIB Mark Ash	49	3.58%	<div><div></div></div>	18	30	0	1	0
Total Votes Cast	1,369	100.00%	<div><div></div></div>	551	772	40	6	0
Overvotes	0			0	0	0	0	0
Undervotes	27			12	15	0	0	0
Contest Totals	1,396			563	787	40	6	0

PCT 114

Comptroller of Public Accounts

Vote For 1

	TOTAL	VOTE %		Election Day	Early Voting	Ballot By Mail	Provisional Ballots	Limited Ballots
REP Glenn Hegar	876	64.13%	<div><div></div></div>	388	463	22	3	0
DEM Janet T. Dudding	451	33.02%	<div><div></div></div>	142	289	18	2	0
LIB V. Alonzo Echevarria-Garza	39	2.86%	<div><div></div></div>	18	20	0	1	0
Total Votes Cast	1,366	100.00%	<div><div></div></div>	548	772	40	6	0
Overvotes	0			0	0	0	0	0
Undervotes	30			15	15	0	0	0
Contest Totals	1,396			563	787	40	6	0

Commissioner of the General Land Office

Vote For 1

	TOTAL	VOTE %		Election Day	Early Voting	Ballot By Mail	Provisional Ballots	Limited Ballots
REP Dawn Buckingham	885	65.17%	<div><div></div></div>	400	461	21	3	0
DEM Jay Kleberg	459	33.80%	<div><div></div></div>	139	298	19	3	0
GRN Alfred Molison, Jr	14	1.03%	<div><div></div></div>	6	8	0	0	0
Write-In Totals	0	0.00%	<div><div></div></div>	0	0	0	0	0
Total Votes Cast	1,358	100.00%	<div><div></div></div>	545	767	40	6	0
Overvotes	0			0	0	0	0	0
Undervotes	38			18	20	0	0	0
Contest Totals	1,396			563	787	40	6	0

Commissioner of Agriculture

Vote For 1

	TOTAL	VOTE %		Election Day	Early Voting	Ballot By Mail	Provisional Ballots	Limited Ballots
REP Sid Miller	897	66.20%	<div><div></div></div>	399	474	21	3	0
DEM Susan Hays	458	33.80%	<div><div></div></div>	145	291	19	3	0
Total Votes Cast	1,355	100.00%	<div><div></div></div>	544	765	40	6	0
Overvotes	0			0	0	0	0	0
Undervotes	41			19	22	0	0	0
Contest Totals	1,396			563	787	40	6	0

Railroad Commissioner

Vote For 1

	TOTAL	VOTE %		Election Day	Early Voting	Ballot By Mail	Provisional Ballots	Limited Ballots
REP Wayne Christian	869	64.04%	<div><div></div></div>	384	461	22	2	0
DEM Luke Warford	436	32.13%	<div><div></div></div>	136	280	18	2	0
LIB Jaime Andres Diez	40	2.95%	<div><div></div></div>	18	21	0	1	0
GRN Hunter Wayne Crow	12	0.88%	<div><div></div></div>	5	6	0	1	0
Total Votes Cast	1,357	100.00%	<div><div></div></div>	543	768	40	6	0
Overvotes	0			0	0	0	0	0
Undervotes	39			20	19	0	0	0
Contest Totals	1,396			563	787	40	6	0

PCT 114

Justice, Supreme Court, Place 3

Vote For 1

	TOTAL	VOTE %		Election Day	Early Voting	Ballot By Mail	Provisional Ballots	Limited Ballots
REP Debra Lehrmann	875	64.53%	<div><div></div></div>	382	468	22	3	0
DEM Erin A. Nowell	450	33.19%	<div><div></div></div>	144	285	18	3	0
LIB Thomas Edward Oxford	31	2.29%	<div><div></div></div>	15	16	0	0	0
Total Votes Cast	1,356	100.00%	<div><div></div></div>	541	769	40	6	0
Overvotes	0			0	0	0	0	0
Undervotes	40			22	18	0	0	0
Contest Totals	1,396			563	787	40	6	0

Justice, Supreme Court, Place 5

Vote For 1

	TOTAL	VOTE %		Election Day	Early Voting	Ballot By Mail	Provisional Ballots	Limited Ballots
REP Rebeca Huddle	890	65.83%	<div><div></div></div>	391	474	22	3	0
DEM Amanda Reichel	462	34.17%	<div><div></div></div>	150	291	18	3	0
Total Votes Cast	1,352	100.00%	<div><div></div></div>	541	765	40	6	0
Overvotes	0			0	0	0	0	0
Undervotes	44			22	22	0	0	0
Contest Totals	1,396			563	787	40	6	0

Justice, Supreme Court, Place 9

Vote For 1

	TOTAL	VOTE %		Election Day	Early Voting	Ballot By Mail	Provisional Ballots	Limited Ballots
REP Evan Young	874	64.64%	<div><div></div></div>	389	461	22	2	0
DEM Julia Maldonado	478	35.36%	<div><div></div></div>	153	303	18	4	0
Total Votes Cast	1,352	100.00%	<div><div></div></div>	542	764	40	6	0
Overvotes	0			0	0	0	0	0
Undervotes	44			21	23	0	0	0
Contest Totals	1,396			563	787	40	6	0

Judge, Court of Criminal Appeals, Place 5

Vote For 1

	TOTAL	VOTE %		Election Day	Early Voting	Ballot By Mail	Provisional Ballots	Limited Ballots
REP Scott Walker	879	65.16%	<div><div></div></div>	385	470	22	2	0
DEM Dana Huffman	470	34.84%	<div><div></div></div>	153	295	18	4	0
Total Votes Cast	1,349	100.00%	<div><div></div></div>	538	765	40	6	0
Overvotes	0			0	0	0	0	0
Undervotes	47			25	22	0	0	0
Contest Totals	1,396			563	787	40	6	0

PCT 114

Judge, Court of Criminal Appeals, Place 6

Vote For 1

	TOTAL	VOTE %		Election Day	Early Voting	Ballot By Mail	Provisional Ballots	Limited Ballots
REP Jesse F. McClure, III	880	65.33%	<div><div></div></div>	383	473	21	3	0
DEM Robert Johnson	467	34.67%	<div><div></div></div>	153	292	19	3	0
Total Votes Cast	1,347	100.00%	<div><div></div></div>	536	765	40	6	0
Overvotes	0			0	0	0	0	0
Undervotes	49			27	22	0	0	0
Contest Totals	1,396			563	787	40	6	0

Member, State Board of Education, District 12 CCD

Vote For 1

	TOTAL	VOTE %		Election Day	Early Voting	Ballot By Mail	Provisional Ballots	Limited Ballots
REP Pam Little	850	62.64%	<div><div></div></div>	374	452	22	2	0
DEM Alex Cornwallis	457	33.68%	<div><div></div></div>	145	292	17	3	0
LIB Christy Mowrey	49	3.61%	<div><div></div></div>	24	23	1	1	0
Write-In Totals	1	0.07%	<div><div></div></div>	1	0	0	0	0
Total Votes Cast	1,357	100.00%	<div><div></div></div>	544	767	40	6	0
Overvotes	0			0	0	0	0	0
Undervotes	39			19	20	0	0	0
Contest Totals	1,396			563	787	40	6	0

State Senator, District 8

Vote For 1

	TOTAL	VOTE %		Election Day	Early Voting	Ballot By Mail	Provisional Ballots	Limited Ballots
REP Angela Paxton	840	62.18%	<div><div></div></div>	372	444	21	3	0
DEM Jonathan Cocks	470	34.79%	<div><div></div></div>	152	298	18	2	0
LIB Edward Kless	41	3.03%	<div><div></div></div>	14	25	1	1	0
Total Votes Cast	1,351	100.00%	<div><div></div></div>	538	767	40	6	0
Overvotes	0			0	0	0	0	0
Undervotes	45			25	20	0	0	0
Contest Totals	1,396			563	787	40	6	0

Justice, 5th Court of Appeals District, Place 4

Vote For 1

	TOTAL	VOTE %		Election Day	Early Voting	Ballot By Mail	Provisional Ballots	Limited Ballots
REP Emily A. Miskel	884	65.72%	<div><div></div></div>	387	472	22	3	0
DEM Maricela Moore	461	34.28%	<div><div></div></div>	148	292	18	3	0
Total Votes Cast	1,345	100.00%	<div><div></div></div>	535	764	40	6	0
Overvotes	0			0	0	0	0	0
Undervotes	51			28	23	0	0	0
Contest Totals	1,396			563	787	40	6	0

PCT 114

Justice, 5th Court of Appeals District, Place 7

Vote For 1

	TOTAL	VOTE %		Election Day	Early Voting	Ballot By Mail	Provisional Ballots	Limited Ballots
REP Kristina Williams	871	65.05%	<div><div></div></div>	381	466	22	2	0
DEM Nancy Kennedy	468	34.95%	<div><div></div></div>	151	296	18	3	0
Total Votes Cast	1,339	100.00%	<div><div></div></div>	532	762	40	5	0
Overvotes	0			0	0	0	0	0
Undervotes	57			31	25	0	1	0
Contest Totals	1,396			563	787	40	6	0

County Judge CCD

Vote For 1

	TOTAL	VOTE %		Election Day	Early Voting	Ballot By Mail	Provisional Ballots	Limited Ballots
REP Chris Hill	873	64.57%	<div><div></div></div>	380	467	23	3	0
DEM Joshua Murray	479	35.43%	<div><div></div></div>	158	301	17	3	0
Total Votes Cast	1,352	100.00%	<div><div></div></div>	538	768	40	6	0
Overvotes	0			0	0	0	0	0
Undervotes	44			25	19	0	0	0
Contest Totals	1,396			563	787	40	6	0

District Clerk CCD

Vote For 1

	TOTAL	VOTE %		Election Day	Early Voting	Ballot By Mail	Provisional Ballots	Limited Ballots
REP Mike Gould	885	65.80%	<div><div></div></div>	389	472	22	2	0
DEM David Brignac	460	34.20%	<div><div></div></div>	149	290	18	3	0
Total Votes Cast	1,345	100.00%	<div><div></div></div>	538	762	40	5	0
Overvotes	0			0	0	0	0	0
Undervotes	51			25	25	0	1	0
Contest Totals	1,396			563	787	40	6	0

Justice of the Peace, Precinct 3

Vote For 1

	TOTAL	VOTE %		Election Day	Early Voting	Ballot By Mail	Provisional Ballots	Limited Ballots
REP Mike Missildine	883	65.65%	<div><div></div></div>	388	472	21	2	0
DEM Irvin Lynn Barrett	462	34.35%	<div><div></div></div>	149	290	19	4	0
Total Votes Cast	1,345	100.00%	<div><div></div></div>	537	762	40	6	0
Overvotes	0			0	0	0	0	0
Undervotes	51			26	25	0	0	0
Contest Totals	1,396			563	787	40	6	0

PCT 115

U. S. Representative, District 4

Vote For 1

	TOTAL	VOTE %		Election Day	Early Voting	Ballot By Mail	Provisional Ballots	Limited Ballots
REP Pat Fallon	784	47.09%	<div><div></div></div>	163	599	22	0	0
DEM Iro Omere	850	51.05%	<div><div></div></div>	134	671	45	0	0
LIB John Simmons	31	1.86%	<div><div></div></div>	9	19	3	0	0
Total Votes Cast	1,665	100.00%	<div><div></div></div>	306	1,289	70	0	0
Overvotes	0			0	0	0	0	0
Undervotes	64			26	36	2	0	0
Contest Totals	1,729			332	1,325	72	0	0

Governor

Vote For 1

	TOTAL	VOTE %		Election Day	Early Voting	Ballot By Mail	Provisional Ballots	Limited Ballots
REP Greg Abbott	756	44.08%	<div><div></div></div>	149	587	20	0	0
DEM Beto O'Rourke	934	54.46%	<div><div></div></div>	169	716	49	0	0
LIB Mark Tippetts	17	0.99%	<div><div></div></div>	7	8	2	0	0
GRN Delilah Barrios	3	0.17%	<div><div></div></div>	2	1	0	0	0
Write-In Totals	5	0.29%	<div><div></div></div>	1	4	0	0	0
Total Votes Cast	1,715	100.00%	<div><div></div></div>	328	1,316	71	0	0
Overvotes	0			0	0	0	0	0
Undervotes	14			4	9	1	0	0
Contest Totals	1,729			332	1,325	72	0	0

Lieutenant Governor

Vote For 1

	TOTAL	VOTE %		Election Day	Early Voting	Ballot By Mail	Provisional Ballots	Limited Ballots
REP Dan Patrick	711	41.80%	<div><div></div></div>	153	540	18	0	0
DEM Mike Collier	945	55.56%	<div><div></div></div>	155	740	50	0	0
LIB Shanna Steele	45	2.65%	<div><div></div></div>	11	31	3	0	0
Total Votes Cast	1,701	100.00%	<div><div></div></div>	319	1,311	71	0	0
Overvotes	0			0	0	0	0	0
Undervotes	28			13	14	1	0	0
Contest Totals	1,729			332	1,325	72	0	0

Attorney General

Vote For 1

	TOTAL	VOTE %		Election Day	Early Voting	Ballot By Mail	Provisional Ballots	Limited Ballots
REP Ken Paxton	687	40.70%	<div><div></div></div>	144	525	18	0	0
DEM Rochelle Mercedes Garza	930	55.09%	<div><div></div></div>	155	725	50	0	0
LIB Mark Ash	71	4.21%	<div><div></div></div>	17	51	3	0	0
Total Votes Cast	1,688	100.00%	<div><div></div></div>	316	1,301	71	0	0
Overvotes	0			0	0	0	0	0
Undervotes	41			16	24	1	0	0
Contest Totals	1,729			332	1,325	72	0	0

PCT 115

Comptroller of Public Accounts

Vote For 1

	TOTAL	VOTE %		Election Day	Early Voting	Ballot By Mail	Provisional Ballots	Limited Ballots
REP Glenn Hegar	838	49.82%	<div><div></div></div>	172	640	26	0	0
DEM Janet T. Dudding	809	48.10%	<div><div></div></div>	133	633	43	0	0
LIB V. Alonzo Echevarria-Garza	35	2.08%	<div><div></div></div>	10	23	2	0	0
Total Votes Cast	1,682	100.00%	<div><div></div></div>	315	1,296	71	0	0
Overvotes	0			0	0	0	0	0
Undervotes	47			17	29	1	0	0
Contest Totals	1,729			332	1,325	72	0	0

Commissioner of the General Land Office

Vote For 1

	TOTAL	VOTE %		Election Day	Early Voting	Ballot By Mail	Provisional Ballots	Limited Ballots
REP Dawn Buckingham	786	47.04%	<div><div></div></div>	162	602	22	0	0
DEM Jay Kleberg	870	52.06%	<div><div></div></div>	139	683	48	0	0
GRN Alfred Molison, Jr	14	0.84%	<div><div></div></div>	8	5	1	0	0
Write-In Totals	1	0.06%	<div><div></div></div>	0	1	0	0	0
Total Votes Cast	1,671	100.00%	<div><div></div></div>	309	1,291	71	0	0
Overvotes	0			0	0	0	0	0
Undervotes	58			23	34	1	0	0
Contest Totals	1,729			332	1,325	72	0	0

Commissioner of Agriculture

Vote For 1

	TOTAL	VOTE %		Election Day	Early Voting	Ballot By Mail	Provisional Ballots	Limited Ballots
REP Sid Miller	786	47.04%	<div><div></div></div>	161	602	23	0	0
DEM Susan Hays	885	52.96%	<div><div></div></div>	148	690	47	0	0
Total Votes Cast	1,671	100.00%	<div><div></div></div>	309	1,292	70	0	0
Overvotes	0			0	0	0	0	0
Undervotes	58			23	33	2	0	0
Contest Totals	1,729			332	1,325	72	0	0

Railroad Commissioner

Vote For 1

	TOTAL	VOTE %		Election Day	Early Voting	Ballot By Mail	Provisional Ballots	Limited Ballots
REP Wayne Christian	771	46.08%	<div><div></div></div>	160	590	21	0	0
DEM Luke Warford	855	51.11%	<div><div></div></div>	137	672	46	0	0
LIB Jaime Andres Diez	41	2.45%	<div><div></div></div>	11	28	2	0	0
GRN Hunter Wayne Crow	6	0.36%	<div><div></div></div>	2	4	0	0	0
Total Votes Cast	1,673	100.00%	<div><div></div></div>	310	1,294	69	0	0
Overvotes	0			0	0	0	0	0
Undervotes	56			22	31	3	0	0
Contest Totals	1,729			332	1,325	72	0	0

PCT 115

Justice, Supreme Court, Place 3

Vote For 1

	TOTAL	VOTE %		Election Day	Early Voting	Ballot By Mail	Provisional Ballots	Limited Ballots
REP Debra Lehrmann	794	47.49%	<div><div></div></div>	172	599	23	0	0
DEM Erin A. Nowell	852	50.96%	<div><div></div></div>	138	671	43	0	0
LIB Thomas Edward Oxford	26	1.56%	<div><div></div></div>	7	17	2	0	0
Total Votes Cast	1,672	100.00%	<div><div></div></div>	317	1,287	68	0	0
Overvotes	0			0	0	0	0	0
Undervotes	57			15	38	4	0	0
Contest Totals	1,729			332	1,325	72	0	0

Justice, Supreme Court, Place 5

Vote For 1

	TOTAL	VOTE %		Election Day	Early Voting	Ballot By Mail	Provisional Ballots	Limited Ballots
REP Rebeca Huddle	798	48.10%	<div><div></div></div>	171	604	23	0	0
DEM Amanda Reichel	861	51.90%	<div><div></div></div>	139	678	44	0	0
Total Votes Cast	1,659	100.00%	<div><div></div></div>	310	1,282	67	0	0
Overvotes	0			0	0	0	0	0
Undervotes	70			22	43	5	0	0
Contest Totals	1,729			332	1,325	72	0	0

Justice, Supreme Court, Place 9

Vote For 1

	TOTAL	VOTE %		Election Day	Early Voting	Ballot By Mail	Provisional Ballots	Limited Ballots
REP Evan Young	793	47.74%	<div><div></div></div>	165	603	25	0	0
DEM Julia Maldonado	868	52.26%	<div><div></div></div>	146	677	45	0	0
Total Votes Cast	1,661	100.00%	<div><div></div></div>	311	1,280	70	0	0
Overvotes	0			0	0	0	0	0
Undervotes	68			21	45	2	0	0
Contest Totals	1,729			332	1,325	72	0	0

Judge, Court of Criminal Appeals, Place 5

Vote For 1

	TOTAL	VOTE %		Election Day	Early Voting	Ballot By Mail	Provisional Ballots	Limited Ballots
REP Scott Walker	785	47.49%	<div><div></div></div>	163	600	22	0	0
DEM Dana Huffman	868	52.51%	<div><div></div></div>	148	674	46	0	0
Total Votes Cast	1,653	100.00%	<div><div></div></div>	311	1,274	68	0	0
Overvotes	0			0	0	0	0	0
Undervotes	76			21	51	4	0	0
Contest Totals	1,729			332	1,325	72	0	0

PCT 115

Judge, Court of Criminal Appeals, Place 6

Vote For 1

	TOTAL	VOTE %		Election Day	Early Voting	Ballot By Mail	Provisional Ballots	Limited Ballots
REP Jesse F. McClure, III	782	47.65%	<div><div></div></div>	159	601	22	0	0
DEM Robert Johnson	859	52.35%	<div><div></div></div>	143	671	45	0	0
Total Votes Cast	1,641	100.00%	<div><div></div></div>	302	1,272	67	0	0
Overvotes	0			0	0	0	0	0
Undervotes	88			30	53	5	0	0
Contest Totals	1,729			332	1,325	72	0	0

Member, State Board of Education, District 12 CCD

Vote For 1

	TOTAL	VOTE %		Election Day	Early Voting	Ballot By Mail	Provisional Ballots	Limited Ballots
REP Pam Little	775	46.88%	<div><div></div></div>	157	592	26	0	0
DEM Alex Cornwallis	833	50.39%	<div><div></div></div>	134	657	42	0	0
LIB Christy Mowrey	44	2.66%	<div><div></div></div>	13	30	1	0	0
Write-In Totals	1	0.06%	<div><div></div></div>	0	1	0	0	0
Total Votes Cast	1,653	100.00%	<div><div></div></div>	304	1,280	69	0	0
Overvotes	0			0	0	0	0	0
Undervotes	76			28	45	3	0	0
Contest Totals	1,729			332	1,325	72	0	0

State Senator, District 2

Vote For 1

	TOTAL	VOTE %		Election Day	Early Voting	Ballot By Mail	Provisional Ballots	Limited Ballots
REP Bob Hall	797	48.51%	<div><div></div></div>	165	609	23	0	0
DEM Prince S. Giadolor	846	51.49%	<div><div></div></div>	139	663	44	0	0
Total Votes Cast	1,643	100.00%	<div><div></div></div>	304	1,272	67	0	0
Overvotes	0			0	0	0	0	0
Undervotes	86			28	53	5	0	0
Contest Totals	1,729			332	1,325	72	0	0

State Representative, District 70

Vote For 1

	TOTAL	VOTE %		Election Day	Early Voting	Ballot By Mail	Provisional Ballots	Limited Ballots
REP Jamee Jolly	800	48.11%	<div><div></div></div>	168	608	24	0	0
DEM Mihaela Elizabeth Plesa	863	51.89%	<div><div></div></div>	142	675	46	0	0
Total Votes Cast	1,663	100.00%	<div><div></div></div>	310	1,283	70	0	0
Overvotes	0			0	0	0	0	0
Undervotes	66			22	42	2	0	0
Contest Totals	1,729			332	1,325	72	0	0

PCT 115

Justice, 5th Court of Appeals District, Place 4

Vote For 1

	TOTAL	VOTE %		Election Day	Early Voting	Ballot By Mail	Provisional Ballots	Limited Ballots
REP Emily A. Miskel	788	48.05%	<div><div></div></div>	163	603	22	0	0
DEM Maricela Moore	852	51.95%	<div><div></div></div>	142	664	46	0	0
Total Votes Cast	1,640	100.00%	<div><div></div></div>	305	1,267	68	0	0
Overvotes	0			0	0	0	0	0
Undervotes	89			27	58	4	0	0
Contest Totals	1,729			332	1,325	72	0	0

Justice, 5th Court of Appeals District, Place 7

Vote For 1

	TOTAL	VOTE %		Election Day	Early Voting	Ballot By Mail	Provisional Ballots	Limited Ballots
REP Kristina Williams	779	47.70%	<div><div></div></div>	163	593	23	0	0
DEM Nancy Kennedy	854	52.30%	<div><div></div></div>	140	670	44	0	0
Total Votes Cast	1,633	100.00%	<div><div></div></div>	303	1,263	67	0	0
Overvotes	0			0	0	0	0	0
Undervotes	96			29	62	5	0	0
Contest Totals	1,729			332	1,325	72	0	0

County Judge CCD

Vote For 1

	TOTAL	VOTE %		Election Day	Early Voting	Ballot By Mail	Provisional Ballots	Limited Ballots
REP Chris Hill	804	48.58%	<div><div></div></div>	170	612	22	0	0
DEM Joshua Murray	851	51.42%	<div><div></div></div>	141	663	47	0	0
Total Votes Cast	1,655	100.00%	<div><div></div></div>	311	1,275	69	0	0
Overvotes	0			0	0	0	0	0
Undervotes	74			21	50	3	0	0
Contest Totals	1,729			332	1,325	72	0	0

District Clerk CCD

Vote For 1

	TOTAL	VOTE %		Election Day	Early Voting	Ballot By Mail	Provisional Ballots	Limited Ballots
REP Mike Gould	800	48.90%	<div><div></div></div>	170	608	22	0	0
DEM David Brignac	836	51.10%	<div><div></div></div>	133	660	43	0	0
Total Votes Cast	1,636	100.00%	<div><div></div></div>	303	1,268	65	0	0
Overvotes	0			0	0	0	0	0
Undervotes	93			29	57	7	0	0
Contest Totals	1,729			332	1,325	72	0	0

PCT 115

County Commissioner, Precinct 4

Vote For 1

	TOTAL	VOTE %		Election Day	Early Voting	Ballot By Mail	Provision al Ballots	Limited Ballots
REP Duncan Webb	794	48.56%	<div><div></div></div>	163	606	25	0	0
DEM Jeffrey Williams	841	51.44%	<div><div></div></div>	136	663	42	0	0
Total Votes Cast	1,635	100.00%	<div><div></div></div>	299	1,269	67	0	0
Overvotes	0			0	0	0	0	0
Undervotes	94			33	56	5	0	0
Contest Totals	1,729			332	1,325	72	0	0

Justice of the Peace, Precinct 3

Vote For 1

	TOTAL	VOTE %		Election Day	Early Voting	Ballot By Mail	Provision al Ballots	Limited Ballots
REP Mike Missildine	772	47.54%	<div><div></div></div>	160	590	22	0	0
DEM Irvin Lynn Barrett	852	52.46%	<div><div></div></div>	139	670	43	0	0
Total Votes Cast	1,624	100.00%	<div><div></div></div>	299	1,260	65	0	0
Overvotes	0			0	0	0	0	0
Undervotes	105			33	65	7	0	0
Contest Totals	1,729			332	1,325	72	0	0

PCT 116

U. S. Representative District 3

Vote For 1

	TOTAL	VOTE %		Election Day	Early Voting	Ballot By Mail	Provisional Ballots	Limited Ballots
REP Keith Self	1,505	55.91%	<div><div></div></div>	332	1,138	33	2	0
DEM Sandeep Srivastava	1,126	41.83%	<div><div></div></div>	236	819	70	1	0
LIB Christopher Claytor	61	2.27%	<div><div></div></div>	16	41	4	0	0
Total Votes Cast	2,692	100.00%	<div><div></div></div>	584	1,998	107	3	0
Overvotes	0			0	0	0	0	0
Undervotes	56			13	41	2	0	0
Contest Totals	2,748			597	2,039	109	3	0

Governor

Vote For 1

	TOTAL	VOTE %		Election Day	Early Voting	Ballot By Mail	Provisional Ballots	Limited Ballots
REP Greg Abbott	1,487	54.33%	<div><div></div></div>	319	1,133	34	1	0
DEM Beto O'Rourke	1,216	44.43%	<div><div></div></div>	261	879	74	2	0
LIB Mark Tippetts	26	0.95%	<div><div></div></div>	11	15	0	0	0
GRN Delilah Barrios	5	0.18%	<div><div></div></div>	2	3	0	0	0
Write-In Totals	3	0.11%	<div><div></div></div>	2	1	0	0	0
Total Votes Cast	2,737	100.00%	<div><div></div></div>	595	2,031	108	3	0
Overvotes	0			0	0	0	0	0
Undervotes	11			2	8	1	0	0
Contest Totals	2,748			597	2,039	109	3	0

Lieutenant Governor

Vote For 1

	TOTAL	VOTE %		Election Day	Early Voting	Ballot By Mail	Provisional Ballots	Limited Ballots
REP Dan Patrick	1,407	51.98%	<div><div></div></div>	311	1,065	30	1	0
DEM Mike Collier	1,247	46.07%	<div><div></div></div>	260	910	76	1	0
LIB Shanna Steele	53	1.96%	<div><div></div></div>	15	37	0	1	0
Total Votes Cast	2,707	100.00%	<div><div></div></div>	586	2,012	106	3	0
Overvotes	0			0	0	0	0	0
Undervotes	41			11	27	3	0	0
Contest Totals	2,748			597	2,039	109	3	0

Attorney General

Vote For 1

	TOTAL	VOTE %		Election Day	Early Voting	Ballot By Mail	Provisional Ballots	Limited Ballots
REP Ken Paxton	1,371	51.06%	<div><div></div></div>	306	1,033	30	2	0
DEM Rochelle Mercedes Garza	1,220	45.44%	<div><div></div></div>	252	892	75	1	0
LIB Mark Ash	94	3.50%	<div><div></div></div>	26	67	1	0	0
Total Votes Cast	2,685	100.00%	<div><div></div></div>	584	1,992	106	3	0
Overvotes	0			0	0	0	0	0
Undervotes	63			13	47	3	0	0
Contest Totals	2,748			597	2,039	109	3	0

PCT 116

Comptroller of Public Accounts

Vote For 1

	TOTAL	VOTE %		Election Day	Early Voting	Ballot By Mail	Provisional Ballots	Limited Ballots
REP Glenn Hegar	1,567	58.36%	<div><div></div></div>	348	1,179	39	1	0
DEM Janet T. Dudding	1,083	40.34%	<div><div></div></div>	222	792	67	2	0
LIB V. Alonzo Echevarria-Garza	35	1.30%	<div><div></div></div>	11	24	0	0	0
Total Votes Cast	2,685	100.00%	<div><div></div></div>	581	1,995	106	3	0
Overvotes	0			0	0	0	0	0
Undervotes	63			16	44	3	0	0
Contest Totals	2,748			597	2,039	109	3	0

Commissioner of the General Land Office

Vote For 1

	TOTAL	VOTE %		Election Day	Early Voting	Ballot By Mail	Provisional Ballots	Limited Ballots
REP Dawn Buckingham	1,508	56.54%	<div><div></div></div>	337	1,134	36	1	0
DEM Jay Kleberg	1,142	42.82%	<div><div></div></div>	232	838	70	2	0
GRN Alfred Molison, Jr	14	0.52%	<div><div></div></div>	6	8	0	0	0
Write-In Totals	3	0.11%	<div><div></div></div>	1	2	0	0	0
Total Votes Cast	2,667	100.00%	<div><div></div></div>	576	1,982	106	3	0
Overvotes	0			0	0	0	0	0
Undervotes	81			21	57	3	0	0
Contest Totals	2,748			597	2,039	109	3	0

Commissioner of Agriculture

Vote For 1

	TOTAL	VOTE %		Election Day	Early Voting	Ballot By Mail	Provisional Ballots	Limited Ballots
REP Sid Miller	1,493	56.11%	<div><div></div></div>	337	1,122	33	1	0
DEM Susan Hays	1,168	43.89%	<div><div></div></div>	235	857	74	2	0
Total Votes Cast	2,661	100.00%	<div><div></div></div>	572	1,979	107	3	0
Overvotes	0			0	0	0	0	0
Undervotes	87			25	60	2	0	0
Contest Totals	2,748			597	2,039	109	3	0

Railroad Commissioner

Vote For 1

	TOTAL	VOTE %		Election Day	Early Voting	Ballot By Mail	Provisional Ballots	Limited Ballots
REP Wayne Christian	1,492	55.90%	<div><div></div></div>	329	1,130	32	1	0
DEM Luke Warford	1,117	41.85%	<div><div></div></div>	232	811	74	0	0
LIB Jaime Andres Diez	44	1.65%	<div><div></div></div>	8	33	1	2	0
GRN Hunter Wayne Crow	16	0.60%	<div><div></div></div>	6	10	0	0	0
Total Votes Cast	2,669	100.00%	<div><div></div></div>	575	1,984	107	3	0
Overvotes	0			0	0	0	0	0
Undervotes	79			22	55	2	0	0
Contest Totals	2,748			597	2,039	109	3	0

PCT 116

Justice, Supreme Court, Place 3

Vote For 1

	TOTAL	VOTE %		Election Day	Early Voting	Ballot By Mail	Provisional Ballots	Limited Ballots
REP Debra Lehrmann	1,519	57.04%	<div><div></div></div>	316	1,161	41	1	0
DEM Erin A. Nowell	1,118	41.98%	<div><div></div></div>	242	810	65	1	0
LIB Thomas Edward Oxford	26	0.98%	<div><div></div></div>	9	16	0	1	0
Total Votes Cast	2,663	100.00%	<div><div></div></div>	567	1,987	106	3	0
Overvotes	0			0	0	0	0	0
Undervotes	85			30	52	3	0	0
Contest Totals	2,748			597	2,039	109	3	0

Justice, Supreme Court, Place 5

Vote For 1

	TOTAL	VOTE %		Election Day	Early Voting	Ballot By Mail	Provisional Ballots	Limited Ballots
REP Rebeca Huddle	1,522	57.50%	<div><div></div></div>	315	1,164	42	1	0
DEM Amanda Reichel	1,125	42.50%	<div><div></div></div>	250	811	63	1	0
Total Votes Cast	2,647	100.00%	<div><div></div></div>	565	1,975	105	2	0
Overvotes	0			0	0	0	0	0
Undervotes	101			32	64	4	1	0
Contest Totals	2,748			597	2,039	109	3	0

Justice, Supreme Court, Place 9

Vote For 1

	TOTAL	VOTE %		Election Day	Early Voting	Ballot By Mail	Provisional Ballots	Limited Ballots
REP Evan Young	1,520	57.38%	<div><div></div></div>	320	1,158	41	1	0
DEM Julia Maldonado	1,129	42.62%	<div><div></div></div>	245	818	64	2	0
Total Votes Cast	2,649	100.00%	<div><div></div></div>	565	1,976	105	3	0
Overvotes	1			0	0	1	0	0
Undervotes	98			32	63	3	0	0
Contest Totals	2,748			597	2,039	109	3	0

Judge, Court of Criminal Appeals, Place 5

Vote For 1

	TOTAL	VOTE %		Election Day	Early Voting	Ballot By Mail	Provisional Ballots	Limited Ballots
REP Scott Walker	1,516	57.40%	<div><div></div></div>	321	1,154	39	2	0
DEM Dana Huffman	1,125	42.60%	<div><div></div></div>	242	814	68	1	0
Total Votes Cast	2,641	100.00%	<div><div></div></div>	563	1,968	107	3	0
Overvotes	0			0	0	0	0	0
Undervotes	107			34	71	2	0	0
Contest Totals	2,748			597	2,039	109	3	0

PCT 116

Judge, Court of Criminal Appeals, Place 6

Vote For 1

	TOTAL	VOTE %		Election Day	Early Voting	Ballot By Mail	Provisional Ballots	Limited Ballots
REP Jesse F. McClure, III	1,522	57.74%	<div><div></div></div>	325	1,155	41	1	0
DEM Robert Johnson	1,114	42.26%	<div><div></div></div>	239	809	65	1	0
Total Votes Cast	2,636	100.00%	<div><div></div></div>	564	1,964	106	2	0
Overvotes	0			0	0	0	0	0
Undervotes	112			33	75	3	1	0
Contest Totals	2,748			597	2,039	109	3	0

Member, State Board of Education, District 12 CCD

Vote For 1

	TOTAL	VOTE %		Election Day	Early Voting	Ballot By Mail	Provisional Ballots	Limited Ballots
REP Pam Little	1,505	56.81%	<div><div></div></div>	318	1,144	42	1	0
DEM Alex Cornwallis	1,090	41.15%	<div><div></div></div>	230	796	63	1	0
LIB Christy Mowrey	53	2.00%	<div><div></div></div>	16	35	1	1	0
Write-In Totals	1	0.04%	<div><div></div></div>	1	0	0	0	0
Total Votes Cast	2,649	100.00%	<div><div></div></div>	565	1,975	106	3	0
Overvotes	0			0	0	0	0	0
Undervotes	99			32	64	3	0	0
Contest Totals	2,748			597	2,039	109	3	0

State Senator, District 8

Vote For 1

	TOTAL	VOTE %		Election Day	Early Voting	Ballot By Mail	Provisional Ballots	Limited Ballots
REP Angela Paxton	1,404	52.86%	<div><div></div></div>	307	1,063	32	2	0
DEM Jonathan Cocks	1,185	44.62%	<div><div></div></div>	251	861	72	1	0
LIB Edward Kless	67	2.52%	<div><div></div></div>	18	48	1	0	0
Total Votes Cast	2,656	100.00%	<div><div></div></div>	576	1,972	105	3	0
Overvotes	0			0	0	0	0	0
Undervotes	92			21	67	4	0	0
Contest Totals	2,748			597	2,039	109	3	0

State Representative, District 66

Vote For 1

	TOTAL	VOTE %		Election Day	Early Voting	Ballot By Mail	Provisional Ballots	Limited Ballots
REP Matt Shaheen	1,559	58.70%	<div><div></div></div>	343	1,172	43	1	0
DEM Jesse Ringness	1,097	41.30%	<div><div></div></div>	232	800	63	2	0
Total Votes Cast	2,656	100.00%	<div><div></div></div>	575	1,972	106	3	0
Overvotes	0			0	0	0	0	0
Undervotes	92			22	67	3	0	0
Contest Totals	2,748			597	2,039	109	3	0

PCT 116

Justice, 5th Court of Appeals District, Place 4

Vote For 1

	TOTAL	VOTE %		Election Day	Early Voting	Ballot By Mail	Provisional Ballots	Limited Ballots
REP Emily A. Miskel	1,522	57.78%	<div><div></div></div>	327	1,155	39	1	0
DEM Maricela Moore	1,112	42.22%	<div><div></div></div>	236	808	66	2	0
Total Votes Cast	2,634	100.00%	<div><div></div></div>	563	1,963	105	3	0
Overvotes	0			0	0	0	0	0
Undervotes	114			34	76	4	0	0
Contest Totals	2,748			597	2,039	109	3	0

Justice, 5th Court of Appeals District, Place 7

Vote For 1

	TOTAL	VOTE %		Election Day	Early Voting	Ballot By Mail	Provisional Ballots	Limited Ballots
REP Kristina Williams	1,499	57.06%	<div><div></div></div>	322	1,139	37	1	0
DEM Nancy Kennedy	1,128	42.94%	<div><div></div></div>	241	817	69	1	0
Total Votes Cast	2,627	100.00%	<div><div></div></div>	563	1,956	106	2	0
Overvotes	0			0	0	0	0	0
Undervotes	121			34	83	3	1	0
Contest Totals	2,748			597	2,039	109	3	0

County Judge CCD

Vote For 1

	TOTAL	VOTE %		Election Day	Early Voting	Ballot By Mail	Provisional Ballots	Limited Ballots
REP Chris Hill	1,515	57.34%	<div><div></div></div>	330	1,149	34	2	0
DEM Joshua Murray	1,127	42.66%	<div><div></div></div>	236	820	70	1	0
Total Votes Cast	2,642	100.00%	<div><div></div></div>	566	1,969	104	3	0
Overvotes	0			0	0	0	0	0
Undervotes	106			31	70	5	0	0
Contest Totals	2,748			597	2,039	109	3	0

District Clerk CCD

Vote For 1

	TOTAL	VOTE %		Election Day	Early Voting	Ballot By Mail	Provisional Ballots	Limited Ballots
REP Mike Gould	1,521	58.14%	<div><div></div></div>	329	1,153	38	1	0
DEM David Brignac	1,095	41.86%	<div><div></div></div>	231	797	66	1	0
Total Votes Cast	2,616	100.00%	<div><div></div></div>	560	1,950	104	2	0
Overvotes	0			0	0	0	0	0
Undervotes	132			37	89	5	1	0
Contest Totals	2,748			597	2,039	109	3	0

PCT 116

County Commissioner, Precinct 4

Vote For 1

	TOTAL	VOTE %		Election Day	Early Voting	Ballot By Mail	Provision al Ballots	Limited Ballots
REP Duncan Webb	1,557	59.13%	<div><div></div></div>	329	1,190	37	1	0
DEM Jeffrey Williams	1,076	40.87%	<div><div></div></div>	228	779	67	2	0
Total Votes Cast	2,633	100.00%	<div><div></div></div>	557	1,969	104	3	0
Overvotes	0			0	0	0	0	0
Undervotes	115			40	70	5	0	0
Contest Totals	2,748			597	2,039	109	3	0

Justice of the Peace, Precinct 4

Vote For 1

	TOTAL	VOTE %		Election Day	Early Voting	Ballot By Mail	Provision al Ballots	Limited Ballots
REP Vincent Venegoni	1,510	57.83%	<div><div></div></div>	323	1,150	36	1	0
DEM Adam Kern	1,101	42.17%	<div><div></div></div>	230	803	67	1	0
Total Votes Cast	2,611	100.00%	<div><div></div></div>	553	1,953	103	2	0
Overvotes	0			0	0	0	0	0
Undervotes	137			44	86	6	1	0
Contest Totals	2,748			597	2,039	109	3	0

PCT 117

U. S. Representative District 3

Vote For 1

	TOTAL	VOTE %		Election Day	Early Voting	Ballot By Mail	Provisional Ballots	Limited Ballots
REP Keith Self	1,044	50.19%	<div><div></div></div>	278	743	23	0	0
DEM Sandeep Srivastava	983	47.26%	<div><div></div></div>	232	717	33	1	0
LIB Christopher Claytor	53	2.55%	<div><div></div></div>	25	27	1	0	0
Total Votes Cast	2,080	100.00%	<div><div></div></div>	535	1,487	57	1	0
Overvotes	0			0	0	0	0	0
Undervotes	40			14	25	1	0	0
Contest Totals	2,120			549	1,512	58	1	0

Governor

Vote For 1

	TOTAL	VOTE %		Election Day	Early Voting	Ballot By Mail	Provisional Ballots	Limited Ballots
REP Greg Abbott	1,026	48.58%	<div><div></div></div>	273	730	23	0	0
DEM Beto O'Rourke	1,052	49.81%	<div><div></div></div>	259	757	35	1	0
LIB Mark Tippetts	23	1.09%	<div><div></div></div>	12	11	0	0	0
GRN Delilah Barrios	8	0.38%	<div><div></div></div>	4	4	0	0	0
Write-In Totals	3	0.14%	<div><div></div></div>	0	3	0	0	0
Total Votes Cast	2,112	100.00%	<div><div></div></div>	548	1,505	58	1	0
Overvotes	0			0	0	0	0	0
Undervotes	8			1	7	0	0	0
Contest Totals	2,120			549	1,512	58	1	0

Lieutenant Governor

Vote For 1

	TOTAL	VOTE %		Election Day	Early Voting	Ballot By Mail	Provisional Ballots	Limited Ballots
REP Dan Patrick	985	47.20%	<div><div></div></div>	265	698	22	0	0
DEM Mike Collier	1,051	50.36%	<div><div></div></div>	251	763	36	1	0
LIB Shanna Steele	51	2.44%	<div><div></div></div>	21	30	0	0	0
Total Votes Cast	2,087	100.00%	<div><div></div></div>	537	1,491	58	1	0
Overvotes	0			0	0	0	0	0
Undervotes	33			12	21	0	0	0
Contest Totals	2,120			549	1,512	58	1	0

Attorney General

Vote For 1

	TOTAL	VOTE %		Election Day	Early Voting	Ballot By Mail	Provisional Ballots	Limited Ballots
REP Ken Paxton	982	47.10%	<div><div></div></div>	264	696	22	0	0
DEM Rochelle Mercedes Garza	1,040	49.88%	<div><div></div></div>	252	752	35	1	0
LIB Mark Ash	63	3.02%	<div><div></div></div>	18	44	1	0	0
Total Votes Cast	2,085	100.00%	<div><div></div></div>	534	1,492	58	1	0
Overvotes	0			0	0	0	0	0
Undervotes	35			15	20	0	0	0
Contest Totals	2,120			549	1,512	58	1	0

PCT 117

Comptroller of Public Accounts

Vote For 1

	TOTAL	VOTE %		Election Day	Early Voting	Ballot By Mail	Provisional Ballots	Limited Ballots
REP Glenn Hegar	1,075	51.86%	<div><div></div></div>	287	763	25	0	0
DEM Janet T. Dudding	960	46.31%	<div><div></div></div>	223	705	31	1	0
LIB V. Alonzo Echevarria-Garza	38	1.83%	<div><div></div></div>	20	18	0	0	0
Total Votes Cast	2,073	100.00%	<div><div></div></div>	530	1,486	56	1	0
Overvotes	0			0	0	0	0	0
Undervotes	47			19	26	2	0	0
Contest Totals	2,120			549	1,512	58	1	0

Commissioner of the General Land Office

Vote For 1

	TOTAL	VOTE %		Election Day	Early Voting	Ballot By Mail	Provisional Ballots	Limited Ballots
REP Dawn Buckingham	1,054	51.09%	<div><div></div></div>	283	747	24	0	0
DEM Jay Kleberg	972	47.12%	<div><div></div></div>	233	709	29	1	0
GRN Alfred Molison, Jr	34	1.65%	<div><div></div></div>	15	19	0	0	0
Write-In Totals	3	0.15%	<div><div></div></div>	1	1	1	0	0
Total Votes Cast	2,063	100.00%	<div><div></div></div>	532	1,476	54	1	0
Overvotes	0			0	0	0	0	0
Undervotes	57			17	36	4	0	0
Contest Totals	2,120			549	1,512	58	1	0

Commissioner of Agriculture

Vote For 1

	TOTAL	VOTE %		Election Day	Early Voting	Ballot By Mail	Provisional Ballots	Limited Ballots
REP Sid Miller	1,058	51.56%	<div><div></div></div>	281	753	24	0	0
DEM Susan Hays	994	48.44%	<div><div></div></div>	243	720	30	1	0
Total Votes Cast	2,052	100.00%	<div><div></div></div>	524	1,473	54	1	0
Overvotes	0			0	0	0	0	0
Undervotes	68			25	39	4	0	0
Contest Totals	2,120			549	1,512	58	1	0

Railroad Commissioner

Vote For 1

	TOTAL	VOTE %		Election Day	Early Voting	Ballot By Mail	Provisional Ballots	Limited Ballots
REP Wayne Christian	1,047	50.60%	<div><div></div></div>	284	741	22	0	0
DEM Luke Warford	946	45.72%	<div><div></div></div>	222	694	29	1	0
LIB Jaime Andres Diez	52	2.51%	<div><div></div></div>	18	32	2	0	0
GRN Hunter Wayne Crow	24	1.16%	<div><div></div></div>	7	17	0	0	0
Total Votes Cast	2,069	100.00%	<div><div></div></div>	531	1,484	53	1	0
Overvotes	0			0	0	0	0	0
Undervotes	51			18	28	5	0	0
Contest Totals	2,120			549	1,512	58	1	0

PCT 117

Justice, Supreme Court, Place 3

Vote For 1

	TOTAL	VOTE %		Election Day	Early Voting	Ballot By Mail	Provisional Ballots	Limited Ballots
REP Debra Lehrmann	1,041	50.58%	<div><div></div></div>	278	741	22	0	0
DEM Erin A. Nowell	981	47.67%	<div><div></div></div>	242	707	31	1	0
LIB Thomas Edward Oxford	36	1.75%	<div><div></div></div>	11	25	0	0	0
Total Votes Cast	2,058	100.00%	<div><div></div></div>	531	1,473	53	1	0
Overvotes	0			0	0	0	0	0
Undervotes	62			18	39	5	0	0
Contest Totals	2,120			549	1,512	58	1	0

Justice, Supreme Court, Place 5

Vote For 1

	TOTAL	VOTE %		Election Day	Early Voting	Ballot By Mail	Provisional Ballots	Limited Ballots
REP Rebeca Huddle	1,051	51.29%	<div><div></div></div>	285	744	22	0	0
DEM Amanda Reichel	998	48.71%	<div><div></div></div>	241	726	30	1	0
Total Votes Cast	2,049	100.00%	<div><div></div></div>	526	1,470	52	1	0
Overvotes	0			0	0	0	0	0
Undervotes	71			23	42	6	0	0
Contest Totals	2,120			549	1,512	58	1	0

Justice, Supreme Court, Place 9

Vote For 1

	TOTAL	VOTE %		Election Day	Early Voting	Ballot By Mail	Provisional Ballots	Limited Ballots
REP Evan Young	1,041	50.78%	<div><div></div></div>	277	742	22	0	0
DEM Julia Maldonado	1,009	49.22%	<div><div></div></div>	249	728	31	1	0
Total Votes Cast	2,050	100.00%	<div><div></div></div>	526	1,470	53	1	0
Overvotes	0			0	0	0	0	0
Undervotes	70			23	42	5	0	0
Contest Totals	2,120			549	1,512	58	1	0

Judge, Court of Criminal Appeals, Place 5

Vote For 1

	TOTAL	VOTE %		Election Day	Early Voting	Ballot By Mail	Provisional Ballots	Limited Ballots
REP Scott Walker	1,043	51.03%	<div><div></div></div>	280	741	22	0	0
DEM Dana Huffman	1,001	48.97%	<div><div></div></div>	244	723	33	1	0
Total Votes Cast	2,044	100.00%	<div><div></div></div>	524	1,464	55	1	0
Overvotes	0			0	0	0	0	0
Undervotes	76			25	48	3	0	0
Contest Totals	2,120			549	1,512	58	1	0

PCT 117

Judge, Court of Criminal Appeals, Place 6

Vote For 1

	TOTAL	VOTE %		Election Day	Early Voting	Ballot By Mail	Provisional Ballots	Limited Ballots
REP Jesse F. McClure, III	1,053	51.52%	<div><div></div></div>	282	748	23	0	0
DEM Robert Johnson	991	48.48%	<div><div></div></div>	241	718	31	1	0
Total Votes Cast	2,044	100.00%	<div><div></div></div>	523	1,466	54	1	0
Overvotes	0			0	0	0	0	0
Undervotes	76			26	46	4	0	0
Contest Totals	2,120			549	1,512	58	1	0

Member, State Board of Education, District 12 CCD

Vote For 1

	TOTAL	VOTE %		Election Day	Early Voting	Ballot By Mail	Provisional Ballots	Limited Ballots
REP Pam Little	1,038	50.51%	<div><div></div></div>	276	736	26	0	0
DEM Alex Cornwallis	960	46.72%	<div><div></div></div>	227	702	30	1	0
LIB Christy Mowrey	56	2.73%	<div><div></div></div>	21	35	0	0	0
Write-In Totals	1	0.05%	<div><div></div></div>	0	0	1	0	0
Total Votes Cast	2,055	100.00%	<div><div></div></div>	524	1,473	57	1	0
Overvotes	0			0	0	0	0	0
Undervotes	65			25	39	1	0	0
Contest Totals	2,120			549	1,512	58	1	0

State Representative, District 66

Vote For 1

	TOTAL	VOTE %		Election Day	Early Voting	Ballot By Mail	Provisional Ballots	Limited Ballots
REP Matt Shaheen	1,059	51.73%	<div><div></div></div>	286	747	26	0	0
DEM Jesse Ringness	988	48.27%	<div><div></div></div>	241	716	30	1	0
Total Votes Cast	2,047	100.00%	<div><div></div></div>	527	1,463	56	1	0
Overvotes	0			0	0	0	0	0
Undervotes	73			22	49	2	0	0
Contest Totals	2,120			549	1,512	58	1	0

Justice, 5th Court of Appeals District, Place 4

Vote For 1

	TOTAL	VOTE %		Election Day	Early Voting	Ballot By Mail	Provisional Ballots	Limited Ballots
REP Emily A. Miskel	1,066	52.18%	<div><div></div></div>	290	754	22	0	0
DEM Maricela Moore	977	47.82%	<div><div></div></div>	235	708	33	1	0
Total Votes Cast	2,043	100.00%	<div><div></div></div>	525	1,462	55	1	0
Overvotes	0			0	0	0	0	0
Undervotes	77			24	50	3	0	0
Contest Totals	2,120			549	1,512	58	1	0

PCT 117

Justice, 5th Court of Appeals District, Place 7

Vote For 1

	TOTAL	VOTE %		Election Day	Early Voting	Ballot By Mail	Provisional Ballots	Limited Ballots
REP Kristina Williams	1,051	51.39%	<div><div></div></div>	282	747	22	0	0
DEM Nancy Kennedy	994	48.61%	<div><div></div></div>	242	718	33	1	0
Total Votes Cast	2,045	100.00%	<div><div></div></div>	524	1,465	55	1	0
Overvotes	0			0	0	0	0	0
Undervotes	75			25	47	3	0	0
Contest Totals	2,120			549	1,512	58	1	0

County Judge CCD

Vote For 1

	TOTAL	VOTE %		Election Day	Early Voting	Ballot By Mail	Provisional Ballots	Limited Ballots
REP Chris Hill	1,050	51.02%	<div><div></div></div>	279	747	24	0	0
DEM Joshua Murray	1,008	48.98%	<div><div></div></div>	250	727	30	1	0
Total Votes Cast	2,058	100.00%	<div><div></div></div>	529	1,474	54	1	0
Overvotes	0			0	0	0	0	0
Undervotes	62			20	38	4	0	0
Contest Totals	2,120			549	1,512	58	1	0

District Clerk CCD

Vote For 1

	TOTAL	VOTE %		Election Day	Early Voting	Ballot By Mail	Provisional Ballots	Limited Ballots
REP Mike Gould	1,060	51.86%	<div><div></div></div>	283	754	23	0	0
DEM David Brignac	984	48.14%	<div><div></div></div>	239	712	32	1	0
Total Votes Cast	2,044	100.00%	<div><div></div></div>	522	1,466	55	1	0
Overvotes	0			0	0	0	0	0
Undervotes	76			27	46	3	0	0
Contest Totals	2,120			549	1,512	58	1	0

Justice of the Peace, Precinct 4

Vote For 1

	TOTAL	VOTE %		Election Day	Early Voting	Ballot By Mail	Provisional Ballots	Limited Ballots
REP Vincent Venegoni	1,052	51.42%	<div><div></div></div>	284	747	21	0	0
DEM Adam Kern	994	48.58%	<div><div></div></div>	242	720	31	1	0
Total Votes Cast	2,046	100.00%	<div><div></div></div>	526	1,467	52	1	0
Overvotes	0			0	0	0	0	0
Undervotes	74			23	45	6	0	0
Contest Totals	2,120			549	1,512	58	1	0

PCT 118

U. S. Representative District 3

Vote For 1

	TOTAL	VOTE %		Election Day	Early Voting	Ballot By Mail	Provisional Ballots	Limited Ballots
REP Keith Self	1,288	57.37%	<div><div></div></div>	331	939	18	0	0
DEM Sandeep Srivastava	890	39.64%	<div><div></div></div>	221	636	30	3	0
LIB Christopher Claytor	67	2.98%	<div><div></div></div>	29	34	4	0	0
Total Votes Cast	2,245	100.00%	<div><div></div></div>	581	1,609	52	3	0
Overvotes	0			0	0	0	0	0
Undervotes	36			12	23	1	0	0
Contest Totals	2,281			593	1,632	53	3	0

Governor

Vote For 1

	TOTAL	VOTE %		Election Day	Early Voting	Ballot By Mail	Provisional Ballots	Limited Ballots
REP Greg Abbott	1,263	55.42%	<div><div></div></div>	314	932	17	0	0
DEM Beto O'Rourke	989	43.40%	<div><div></div></div>	265	687	34	3	0
LIB Mark Tippetts	15	0.66%	<div><div></div></div>	6	8	1	0	0
GRN Delilah Barrios	6	0.26%	<div><div></div></div>	5	1	0	0	0
Write-In Totals	6	0.26%	<div><div></div></div>	2	4	0	0	0
Total Votes Cast	2,279	100.00%	<div><div></div></div>	592	1,632	52	3	0
Overvotes	0			0	0	0	0	0
Undervotes	2			1	0	1	0	0
Contest Totals	2,281			593	1,632	53	3	0

Lieutenant Governor

Vote For 1

	TOTAL	VOTE %		Election Day	Early Voting	Ballot By Mail	Provisional Ballots	Limited Ballots
REP Dan Patrick	1,201	53.35%	<div><div></div></div>	307	880	14	0	0
DEM Mike Collier	987	43.85%	<div><div></div></div>	260	690	34	3	0
LIB Shanna Steele	63	2.80%	<div><div></div></div>	19	41	3	0	0
Total Votes Cast	2,251	100.00%	<div><div></div></div>	586	1,611	51	3	0
Overvotes	0			0	0	0	0	0
Undervotes	30			7	21	2	0	0
Contest Totals	2,281			593	1,632	53	3	0

Attorney General

Vote For 1

	TOTAL	VOTE %		Election Day	Early Voting	Ballot By Mail	Provisional Ballots	Limited Ballots
REP Ken Paxton	1,198	53.43%	<div><div></div></div>	309	872	17	0	0
DEM Rochelle Mercedes Garza	962	42.91%	<div><div></div></div>	255	673	31	3	0
LIB Mark Ash	82	3.66%	<div><div></div></div>	20	61	1	0	0
Total Votes Cast	2,242	100.00%	<div><div></div></div>	584	1,606	49	3	0
Overvotes	0			0	0	0	0	0
Undervotes	39			9	26	4	0	0
Contest Totals	2,281			593	1,632	53	3	0

PCT 118

Comptroller of Public Accounts

Vote For 1

	TOTAL	VOTE %		Election Day	Early Voting	Ballot By Mail	Provisional Ballots	Limited Ballots
REP Glenn Hegar	1,311	59.00%	<div><div></div></div>	337	954	20	0	0
DEM Janet T. Dudding	864	38.88%	<div><div></div></div>	220	615	26	3	0
LIB V. Alonzo Echevarria-Garza	47	2.12%	<div><div></div></div>	17	27	3	0	0
Total Votes Cast	2,222	100.00%	<div><div></div></div>	574	1,596	49	3	0
Overvotes	0			0	0	0	0	0
Undervotes	59			19	36	4	0	0
Contest Totals	2,281			593	1,632	53	3	0

Commissioner of the General Land Office

Vote For 1

	TOTAL	VOTE %		Election Day	Early Voting	Ballot By Mail	Provisional Ballots	Limited Ballots
REP Dawn Buckingham	1,293	58.32%	<div><div></div></div>	333	945	15	0	0
DEM Jay Kleberg	888	40.05%	<div><div></div></div>	224	629	32	3	0
GRN Alfred Molison, Jr	33	1.49%	<div><div></div></div>	15	16	2	0	0
Write-In Totals	3	0.14%	<div><div></div></div>	0	3	0	0	0
Total Votes Cast	2,217	100.00%	<div><div></div></div>	572	1,593	49	3	0
Overvotes	0			0	0	0	0	0
Undervotes	64			21	39	4	0	0
Contest Totals	2,281			593	1,632	53	3	0

Commissioner of Agriculture

Vote For 1

	TOTAL	VOTE %		Election Day	Early Voting	Ballot By Mail	Provisional Ballots	Limited Ballots
REP Sid Miller	1,277	57.68%	<div><div></div></div>	324	937	16	0	0
DEM Susan Hays	937	42.32%	<div><div></div></div>	250	652	32	3	0
Total Votes Cast	2,214	100.00%	<div><div></div></div>	574	1,589	48	3	0
Overvotes	0			0	0	0	0	0
Undervotes	67			19	43	5	0	0
Contest Totals	2,281			593	1,632	53	3	0

Railroad Commissioner

Vote For 1

	TOTAL	VOTE %		Election Day	Early Voting	Ballot By Mail	Provisional Ballots	Limited Ballots
REP Wayne Christian	1,260	57.09%	<div><div></div></div>	316	929	15	0	0
DEM Luke Warford	862	39.06%	<div><div></div></div>	219	609	31	3	0
LIB Jaime Andres Diez	59	2.67%	<div><div></div></div>	24	32	3	0	0
GRN Hunter Wayne Crow	26	1.18%	<div><div></div></div>	10	16	0	0	0
Total Votes Cast	2,207	100.00%	<div><div></div></div>	569	1,586	49	3	0
Overvotes	0			0	0	0	0	0
Undervotes	74			24	46	4	0	0
Contest Totals	2,281			593	1,632	53	3	0

PCT 118

Justice, Supreme Court, Place 3

Vote For 1

	TOTAL	VOTE %		Election Day	Early Voting	Ballot By Mail	Provisional Ballots	Limited Ballots
REP Debra Lehrmann	1,279	57.77%	<div><div></div></div>	329	933	17	0	0
DEM Erin A. Nowell	897	40.51%	<div><div></div></div>	227	635	32	3	0
LIB Thomas Edward Oxford	38	1.72%	<div><div></div></div>	13	23	2	0	0
Total Votes Cast	2,214	100.00%	<div><div></div></div>	569	1,591	51	3	0
Overvotes	0			0	0	0	0	0
Undervotes	67			24	41	2	0	0
Contest Totals	2,281			593	1,632	53	3	0

Justice, Supreme Court, Place 5

Vote For 1

	TOTAL	VOTE %		Election Day	Early Voting	Ballot By Mail	Provisional Ballots	Limited Ballots
REP Rebeca Huddle	1,296	58.59%	<div><div></div></div>	327	950	19	0	0
DEM Amanda Reichel	916	41.41%	<div><div></div></div>	242	640	31	3	0
Total Votes Cast	2,212	100.00%	<div><div></div></div>	569	1,590	50	3	0
Overvotes	0			0	0	0	0	0
Undervotes	69			24	42	3	0	0
Contest Totals	2,281			593	1,632	53	3	0

Justice, Supreme Court, Place 9

Vote For 1

	TOTAL	VOTE %		Election Day	Early Voting	Ballot By Mail	Provisional Ballots	Limited Ballots
REP Evan Young	1,278	57.83%	<div><div></div></div>	323	936	19	0	0
DEM Julia Maldonado	932	42.17%	<div><div></div></div>	245	652	32	3	0
Total Votes Cast	2,210	100.00%	<div><div></div></div>	568	1,588	51	3	0
Overvotes	0			0	0	0	0	0
Undervotes	71			25	44	2	0	0
Contest Totals	2,281			593	1,632	53	3	0

Judge, Court of Criminal Appeals, Place 5

Vote For 1

	TOTAL	VOTE %		Election Day	Early Voting	Ballot By Mail	Provisional Ballots	Limited Ballots
REP Scott Walker	1,279	58.06%	<div><div></div></div>	321	937	21	0	0
DEM Dana Huffman	924	41.94%	<div><div></div></div>	243	649	29	3	0
Total Votes Cast	2,203	100.00%	<div><div></div></div>	564	1,586	50	3	0
Overvotes	0			0	0	0	0	0
Undervotes	78			29	46	3	0	0
Contest Totals	2,281			593	1,632	53	3	0

PCT 118

Judge, Court of Criminal Appeals, Place 6

Vote For 1

	TOTAL	VOTE %		Election Day	Early Voting	Ballot By Mail	Provisional Ballots	Limited Ballots
REP Jesse F. McClure, III	1,292	58.78%	<div><div></div></div>	329	943	20	0	0
DEM Robert Johnson	906	41.22%	<div><div></div></div>	234	640	29	3	0
Total Votes Cast	2,198	100.00%	<div><div></div></div>	563	1,583	49	3	0
Overvotes	0			0	0	0	0	0
Undervotes	83			30	49	4	0	0
Contest Totals	2,281			593	1,632	53	3	0

Member, State Board of Education, District 12 CCD

Vote For 1

	TOTAL	VOTE %		Election Day	Early Voting	Ballot By Mail	Provisional Ballots	Limited Ballots
REP Pam Little	1,269	57.39%	<div><div></div></div>	327	923	19	0	0
DEM Alex Cornwallis	882	39.89%	<div><div></div></div>	219	629	31	3	0
LIB Christy Mowrey	58	2.62%	<div><div></div></div>	23	34	1	0	0
Write-In Totals	2	0.09%	<div><div></div></div>	0	2	0	0	0
Total Votes Cast	2,211	100.00%	<div><div></div></div>	569	1,588	51	3	0
Overvotes	0			0	0	0	0	0
Undervotes	70			24	44	2	0	0
Contest Totals	2,281			593	1,632	53	3	0

State Representative, District 66

Vote For 1

	TOTAL	VOTE %		Election Day	Early Voting	Ballot By Mail	Provisional Ballots	Limited Ballots
REP Matt Shaheen	1,304	59.06%	<div><div></div></div>	333	950	21	0	0
DEM Jesse Ringness	904	40.94%	<div><div></div></div>	230	642	29	3	0
Total Votes Cast	2,208	100.00%	<div><div></div></div>	563	1,592	50	3	0
Overvotes	0			0	0	0	0	0
Undervotes	73			30	40	3	0	0
Contest Totals	2,281			593	1,632	53	3	0

Justice, 5th Court of Appeals District, Place 4

Vote For 1

	TOTAL	VOTE %		Election Day	Early Voting	Ballot By Mail	Provisional Ballots	Limited Ballots
REP Emily A. Miskel	1,292	59.05%	<div><div></div></div>	334	938	20	0	0
DEM Maricela Moore	896	40.95%	<div><div></div></div>	226	638	29	3	0
Total Votes Cast	2,188	100.00%	<div><div></div></div>	560	1,576	49	3	0
Overvotes	0			0	0	0	0	0
Undervotes	93			33	56	4	0	0
Contest Totals	2,281			593	1,632	53	3	0

PCT 118

Justice, 5th Court of Appeals District, Place 7

Vote For 1

	TOTAL	VOTE %		Election Day	Early Voting	Ballot By Mail	Provisional Ballots	Limited Ballots
REP Kristina Williams	1,280	58.34%	<div><div></div></div>	325	937	18	0	0
DEM Nancy Kennedy	914	41.66%	<div><div></div></div>	234	645	32	3	0
Total Votes Cast	2,194	100.00%	<div><div></div></div>	559	1,582	50	3	0
Overvotes	0			0	0	0	0	0
Undervotes	87			34	50	3	0	0
Contest Totals	2,281			593	1,632	53	3	0

County Judge CCD

Vote For 1

	TOTAL	VOTE %		Election Day	Early Voting	Ballot By Mail	Provisional Ballots	Limited Ballots
REP Chris Hill	1,287	58.24%	<div><div></div></div>	329	939	19	0	0
DEM Joshua Murray	923	41.76%	<div><div></div></div>	238	651	31	3	0
Total Votes Cast	2,210	100.00%	<div><div></div></div>	567	1,590	50	3	0
Overvotes	0			0	0	0	0	0
Undervotes	71			26	42	3	0	0
Contest Totals	2,281			593	1,632	53	3	0

District Clerk CCD

Vote For 1

	TOTAL	VOTE %		Election Day	Early Voting	Ballot By Mail	Provisional Ballots	Limited Ballots
REP Mike Gould	1,304	59.49%	<div><div></div></div>	332	953	19	0	0
DEM David Brignac	888	40.51%	<div><div></div></div>	226	628	31	3	0
Total Votes Cast	2,192	100.00%	<div><div></div></div>	558	1,581	50	3	0
Overvotes	0			0	0	0	0	0
Undervotes	89			35	51	3	0	0
Contest Totals	2,281			593	1,632	53	3	0

Justice of the Peace, Precinct 4

Vote For 1

	TOTAL	VOTE %		Election Day	Early Voting	Ballot By Mail	Provisional Ballots	Limited Ballots
REP Vincent Venegoni	1,274	58.36%	<div><div></div></div>	318	938	18	0	0
DEM Adam Kern	909	41.64%	<div><div></div></div>	235	639	32	3	0
Total Votes Cast	2,183	100.00%	<div><div></div></div>	553	1,577	50	3	0
Overvotes	0			0	0	0	0	0
Undervotes	98			40	55	3	0	0
Contest Totals	2,281			593	1,632	53	3	0

PCT 119

U. S. Representative District 3

Vote For 1

	TOTAL	VOTE %		Election Day	Early Voting	Ballot By Mail	Provisional Ballots	Limited Ballots
REP Keith Self	716	51.44%	<div><div></div></div>	150	541	25	0	0
DEM Sandeep Srivastava	646	46.41%	<div><div></div></div>	109	491	45	1	0
LIB Christopher Claytor	30	2.16%	<div><div></div></div>	5	24	1	0	0
Total Votes Cast	1,392	100.00%	<div><div></div></div>	264	1,056	71	1	0
Overvotes	0			0	0	0	0	0
Undervotes	19			4	14	1	0	0
Contest Totals	1,411			268	1,070	72	1	0

Governor

Vote For 1

	TOTAL	VOTE %		Election Day	Early Voting	Ballot By Mail	Provisional Ballots	Limited Ballots
REP Greg Abbott	703	50.00%	<div><div></div></div>	137	542	24	0	0
DEM Beto O'Rourke	692	49.22%	<div><div></div></div>	126	518	47	1	0
LIB Mark Tippetts	8	0.57%	<div><div></div></div>	4	3	1	0	0
GRN Delilah Barrios	2	0.14%	<div><div></div></div>	1	1	0	0	0
Write-In Totals	2	0.14%	<div><div></div></div>	0	2	0	0	0
Total Votes Cast	1,406	100.00%	<div><div></div></div>	268	1,065	72	1	0
Overvotes	0			0	0	0	0	0
Undervotes	5			0	5	0	0	0
Contest Totals	1,411			268	1,070	72	1	0

Lieutenant Governor

Vote For 1

	TOTAL	VOTE %		Election Day	Early Voting	Ballot By Mail	Provisional Ballots	Limited Ballots
REP Dan Patrick	668	48.09%	<div><div></div></div>	132	513	23	0	0
DEM Mike Collier	699	50.32%	<div><div></div></div>	121	531	46	1	0
LIB Shanna Steele	22	1.58%	<div><div></div></div>	11	8	3	0	0
Total Votes Cast	1,389	100.00%	<div><div></div></div>	264	1,052	72	1	0
Overvotes	0			0	0	0	0	0
Undervotes	22			4	18	0	0	0
Contest Totals	1,411			268	1,070	72	1	0

Attorney General

Vote For 1

	TOTAL	VOTE %		Election Day	Early Voting	Ballot By Mail	Provisional Ballots	Limited Ballots
REP Ken Paxton	660	47.72%	<div><div></div></div>	138	499	23	0	0
DEM Rochelle Mercedes Garza	675	48.81%	<div><div></div></div>	114	515	45	1	0
LIB Mark Ash	48	3.47%	<div><div></div></div>	11	34	3	0	0
Total Votes Cast	1,383	100.00%	<div><div></div></div>	263	1,048	71	1	0
Overvotes	0			0	0	0	0	0
Undervotes	28			5	22	1	0	0
Contest Totals	1,411			268	1,070	72	1	0

PCT 119

Comptroller of Public Accounts

Vote For 1

	TOTAL	VOTE %		Election Day	Early Voting	Ballot By Mail	Provisional Ballots	Limited Ballots
REP Glenn Hegar	733	53.00%	<div><div></div></div>	147	560	26	0	0
DEM Janet T. Dudding	627	45.34%	<div><div></div></div>	106	476	44	1	0
LIB V. Alonzo Echevarria-Garza	23	1.66%	<div><div></div></div>	7	15	1	0	0
Total Votes Cast	1,383	100.00%	<div><div></div></div>	260	1,051	71	1	0
Overvotes	0			0	0	0	0	0
Undervotes	28			8	19	1	0	0
Contest Totals	1,411			268	1,070	72	1	0

Commissioner of the General Land Office

Vote For 1

	TOTAL	VOTE %		Election Day	Early Voting	Ballot By Mail	Provisional Ballots	Limited Ballots
REP Dawn Buckingham	715	52.11%	<div><div></div></div>	148	543	24	0	0
DEM Jay Kleberg	640	46.65%	<div><div></div></div>	105	489	45	1	0
GRN Alfred Molison, Jr	17	1.24%	<div><div></div></div>	6	10	1	0	0
Write-In Totals	0	0.00%	<div><div></div></div>	0	0	0	0	0
Total Votes Cast	1,372	100.00%	<div><div></div></div>	259	1,042	70	1	0
Overvotes	0			0	0	0	0	0
Undervotes	39			9	28	2	0	0
Contest Totals	1,411			268	1,070	72	1	0

Commissioner of Agriculture

Vote For 1

	TOTAL	VOTE %		Election Day	Early Voting	Ballot By Mail	Provisional Ballots	Limited Ballots
REP Sid Miller	722	52.89%	<div><div></div></div>	146	550	26	0	0
DEM Susan Hays	643	47.11%	<div><div></div></div>	108	491	43	1	0
Total Votes Cast	1,365	100.00%	<div><div></div></div>	254	1,041	69	1	0
Overvotes	0			0	0	0	0	0
Undervotes	46			14	29	3	0	0
Contest Totals	1,411			268	1,070	72	1	0

Railroad Commissioner

Vote For 1

	TOTAL	VOTE %		Election Day	Early Voting	Ballot By Mail	Provisional Ballots	Limited Ballots
REP Wayne Christian	700	51.02%	<div><div></div></div>	142	534	24	0	0
DEM Luke Warford	635	46.28%	<div><div></div></div>	107	480	47	1	0
LIB Jaime Andres Diez	29	2.11%	<div><div></div></div>	9	19	1	0	0
GRN Hunter Wayne Crow	8	0.58%	<div><div></div></div>	1	7	0	0	0
Total Votes Cast	1,372	100.00%	<div><div></div></div>	259	1,040	72	1	0
Overvotes	0			0	0	0	0	0
Undervotes	39			9	30	0	0	0
Contest Totals	1,411			268	1,070	72	1	0

PCT 119

Justice, Supreme Court, Place 3

Vote For 1

	TOTAL	VOTE %		Election Day	Early Voting	Ballot By Mail	Provisional Ballots	Limited Ballots
REP Debra Lehrmann	711	51.71%	<div><div></div></div>	139	547	25	0	0
DEM Erin A. Nowell	643	46.76%	<div><div></div></div>	110	486	46	1	0
LIB Thomas Edward Oxford	21	1.53%	<div><div></div></div>	8	12	1	0	0
Total Votes Cast	1,375	100.00%	<div><div></div></div>	257	1,045	72	1	0
Overvotes	0			0	0	0	0	0
Undervotes	36			11	25	0	0	0
Contest Totals	1,411			268	1,070	72	1	0

Justice, Supreme Court, Place 5

Vote For 1

	TOTAL	VOTE %		Election Day	Early Voting	Ballot By Mail	Provisional Ballots	Limited Ballots
REP Rebeca Huddle	722	52.78%	<div><div></div></div>	140	556	26	0	0
DEM Amanda Reichel	646	47.22%	<div><div></div></div>	115	484	46	1	0
Total Votes Cast	1,368	100.00%	<div><div></div></div>	255	1,040	72	1	0
Overvotes	0			0	0	0	0	0
Undervotes	43			13	30	0	0	0
Contest Totals	1,411			268	1,070	72	1	0

Justice, Supreme Court, Place 9

Vote For 1

	TOTAL	VOTE %		Election Day	Early Voting	Ballot By Mail	Provisional Ballots	Limited Ballots
REP Evan Young	719	52.67%	<div><div></div></div>	144	550	25	0	0
DEM Julia Maldonado	646	47.33%	<div><div></div></div>	112	487	46	1	0
Total Votes Cast	1,365	100.00%	<div><div></div></div>	256	1,037	71	1	0
Overvotes	0			0	0	0	0	0
Undervotes	46			12	33	1	0	0
Contest Totals	1,411			268	1,070	72	1	0

Judge, Court of Criminal Appeals, Place 5

Vote For 1

	TOTAL	VOTE %		Election Day	Early Voting	Ballot By Mail	Provisional Ballots	Limited Ballots
REP Scott Walker	713	52.46%	<div><div></div></div>	141	547	25	0	0
DEM Dana Huffman	646	47.54%	<div><div></div></div>	109	489	47	1	0
Total Votes Cast	1,359	100.00%	<div><div></div></div>	250	1,036	72	1	0
Overvotes	0			0	0	0	0	0
Undervotes	52			18	34	0	0	0
Contest Totals	1,411			268	1,070	72	1	0

PCT 119

Judge, Court of Criminal Appeals, Place 6

Vote For 1

	TOTAL	VOTE %		Election Day	Early Voting	Ballot By Mail	Provisional Ballots	Limited Ballots
REP Jesse F. McClure, III	719	52.98%	<div><div></div></div>	143	550	26	0	0
DEM Robert Johnson	638	47.02%	<div><div></div></div>	107	486	44	1	0
Total Votes Cast	1,357	100.00%	<div><div></div></div>	250	1,036	70	1	0
Overvotes	0			0	0	0	0	0
Undervotes	54			18	34	2	0	0
Contest Totals	1,411			268	1,070	72	1	0

Member, State Board of Education, District 12 CCD

Vote For 1

	TOTAL	VOTE %		Election Day	Early Voting	Ballot By Mail	Provisional Ballots	Limited Ballots
REP Pam Little	699	51.25%	<div><div></div></div>	137	538	24	0	0
DEM Alex Cornwallis	630	46.19%	<div><div></div></div>	110	476	43	1	0
LIB Christy Mowrey	33	2.42%	<div><div></div></div>	6	24	3	0	0
Write-In Totals	2	0.15%	<div><div></div></div>	0	2	0	0	0
Total Votes Cast	1,364	100.00%	<div><div></div></div>	253	1,040	70	1	0
Overvotes	0			0	0	0	0	0
Undervotes	47			15	30	2	0	0
Contest Totals	1,411			268	1,070	72	1	0

State Senator, District 8

Vote For 1

	TOTAL	VOTE %		Election Day	Early Voting	Ballot By Mail	Provisional Ballots	Limited Ballots
REP Angela Paxton	664	48.50%	<div><div></div></div>	138	504	22	0	0
DEM Jonathan Cocks	674	49.23%	<div><div></div></div>	112	513	48	1	0
LIB Edward Kless	31	2.26%	<div><div></div></div>	7	23	1	0	0
Total Votes Cast	1,369	100.00%	<div><div></div></div>	257	1,040	71	1	0
Overvotes	0			0	0	0	0	0
Undervotes	42			11	30	1	0	0
Contest Totals	1,411			268	1,070	72	1	0

State Representative, District 66

Vote For 1

	TOTAL	VOTE %		Election Day	Early Voting	Ballot By Mail	Provisional Ballots	Limited Ballots
REP Matt Shaheen	730	53.56%	<div><div></div></div>	147	558	25	0	0
DEM Jesse Ringness	633	46.44%	<div><div></div></div>	109	479	44	1	0
Total Votes Cast	1,363	100.00%	<div><div></div></div>	256	1,037	69	1	0
Overvotes	0			0	0	0	0	0
Undervotes	48			12	33	3	0	0
Contest Totals	1,411			268	1,070	72	1	0

PCT 119

Justice, 5th Court of Appeals District, Place 4

Vote For 1

	TOTAL	VOTE %		Election Day	Early Voting	Ballot By Mail	Provisional Ballots	Limited Ballots
REP Emily A. Miskel	723	53.12%	<div><div></div></div>	141	555	27	0	0
DEM Maricela Moore	638	46.88%	<div><div></div></div>	109	486	42	1	0
Total Votes Cast	1,361	100.00%	<div><div></div></div>	250	1,041	69	1	0
Overvotes	0			0	0	0	0	0
Undervotes	50			18	29	3	0	0
Contest Totals	1,411			268	1,070	72	1	0

Justice, 5th Court of Appeals District, Place 7

Vote For 1

	TOTAL	VOTE %		Election Day	Early Voting	Ballot By Mail	Provisional Ballots	Limited Ballots
REP Kristina Williams	717	52.84%	<div><div></div></div>	141	550	26	0	0
DEM Nancy Kennedy	640	47.16%	<div><div></div></div>	108	488	43	1	0
Total Votes Cast	1,357	100.00%	<div><div></div></div>	249	1,038	69	1	0
Overvotes	0			0	0	0	0	0
Undervotes	54			19	32	3	0	0
Contest Totals	1,411			268	1,070	72	1	0

County Judge CCD

Vote For 1

	TOTAL	VOTE %		Election Day	Early Voting	Ballot By Mail	Provisional Ballots	Limited Ballots
REP Chris Hill	705	51.72%	<div><div></div></div>	141	538	26	0	0
DEM Joshua Murray	658	48.28%	<div><div></div></div>	110	503	44	1	0
Total Votes Cast	1,363	100.00%	<div><div></div></div>	251	1,041	70	1	0
Overvotes	0			0	0	0	0	0
Undervotes	48			17	29	2	0	0
Contest Totals	1,411			268	1,070	72	1	0

District Clerk CCD

Vote For 1

	TOTAL	VOTE %		Election Day	Early Voting	Ballot By Mail	Provisional Ballots	Limited Ballots
REP Mike Gould	713	52.58%	<div><div></div></div>	140	547	26	0	0
DEM David Brignac	643	47.42%	<div><div></div></div>	110	489	43	1	0
Total Votes Cast	1,356	100.00%	<div><div></div></div>	250	1,036	69	1	0
Overvotes	0			0	0	0	0	0
Undervotes	55			18	34	3	0	0
Contest Totals	1,411			268	1,070	72	1	0

PCT 119

County Commissioner, Precinct 4

Vote For 1

	TOTAL	VOTE %		Election Day	Early Voting	Ballot By Mail	Provision al Ballots	Limited Ballots
REP Duncan Webb	721	53.05%	<div><div></div></div>	141	553	27	0	0
DEM Jeffrey Williams	638	46.95%	<div><div></div></div>	108	487	42	1	0
Total Votes Cast	1,359	100.00%	<div><div></div></div>	249	1,040	69	1	0
Overvotes	0			0	0	0	0	0
Undervotes	52			19	30	3	0	0
Contest Totals	1,411			268	1,070	72	1	0

Justice of the Peace, Precinct 3

Vote For 1

	TOTAL	VOTE %		Election Day	Early Voting	Ballot By Mail	Provision al Ballots	Limited Ballots
REP Mike Missildine	713	52.62%	<div><div></div></div>	138	547	28	0	0
DEM Irvin Lynn Barrett	642	47.38%	<div><div></div></div>	109	491	41	1	0
Total Votes Cast	1,355	100.00%	<div><div></div></div>	247	1,038	69	1	0
Overvotes	0			0	0	0	0	0
Undervotes	56			21	32	3	0	0
Contest Totals	1,411			268	1,070	72	1	0

PCT 120

U. S. Representative District 3

Vote For 1

	TOTAL	VOTE %		Election Day	Early Voting	Ballot By Mail	Provisional Ballots	Limited Ballots
REP Keith Self	1,236	59.17%	<div><div></div></div>	295	899	42	0	0
DEM Sandeep Srivastava	813	38.92%	<div><div></div></div>	188	585	39	1	0
LIB Christopher Claytor	40	1.91%	<div><div></div></div>	12	28	0	0	0
Total Votes Cast	2,089	100.00%	<div><div></div></div>	495	1,512	81	1	0
Overvotes	0			0	0	0	0	0
Undervotes	37			9	27	1	0	0
Contest Totals	2,126			504	1,539	82	1	0

Governor

Vote For 1

	TOTAL	VOTE %		Election Day	Early Voting	Ballot By Mail	Provisional Ballots	Limited Ballots
REP Greg Abbott	1,214	57.32%	<div><div></div></div>	290	881	43	0	0
DEM Beto O'Rourke	881	41.60%	<div><div></div></div>	204	637	39	1	0
LIB Mark Tippetts	17	0.80%	<div><div></div></div>	6	11	0	0	0
GRN Delilah Barrios	5	0.24%	<div><div></div></div>	3	2	0	0	0
Write-In Totals	1	0.05%	<div><div></div></div>	0	1	0	0	0
Total Votes Cast	2,118	100.00%	<div><div></div></div>	503	1,532	82	1	0
Overvotes	0			0	0	0	0	0
Undervotes	8			1	7	0	0	0
Contest Totals	2,126			504	1,539	82	1	0

Lieutenant Governor

Vote For 1

	TOTAL	VOTE %		Election Day	Early Voting	Ballot By Mail	Provisional Ballots	Limited Ballots
REP Dan Patrick	1,164	55.59%	<div><div></div></div>	284	840	40	0	0
DEM Mike Collier	895	42.74%	<div><div></div></div>	196	658	40	1	0
LIB Shanna Steele	35	1.67%	<div><div></div></div>	13	22	0	0	0
Total Votes Cast	2,094	100.00%	<div><div></div></div>	493	1,520	80	1	0
Overvotes	0			0	0	0	0	0
Undervotes	32			11	19	2	0	0
Contest Totals	2,126			504	1,539	82	1	0

Attorney General

Vote For 1

	TOTAL	VOTE %		Election Day	Early Voting	Ballot By Mail	Provisional Ballots	Limited Ballots
REP Ken Paxton	1,129	54.51%	<div><div></div></div>	272	819	38	0	0
DEM Rochelle Mercedes Garza	872	42.11%	<div><div></div></div>	196	638	37	1	0
LIB Mark Ash	70	3.38%	<div><div></div></div>	16	49	5	0	0
Total Votes Cast	2,071	100.00%	<div><div></div></div>	484	1,506	80	1	0
Overvotes	0			0	0	0	0	0
Undervotes	55			20	33	2	0	0
Contest Totals	2,126			504	1,539	82	1	0

PCT 120

Comptroller of Public Accounts

Vote For 1

	TOTAL	VOTE %		Election Day	Early Voting	Ballot By Mail	Provisional Ballots	Limited Ballots
REP Glenn Hegar	1,274	61.16%	<div><div></div></div>	309	922	43	0	0
DEM Janet T. Dudding	781	37.49%	<div><div></div></div>	173	570	37	1	0
LIB V. Alonzo Echevarria-Garza	28	1.34%	<div><div></div></div>	8	20	0	0	0
Total Votes Cast	2,083	100.00%	<div><div></div></div>	490	1,512	80	1	0
Overvotes	0			0	0	0	0	0
Undervotes	43			14	27	2	0	0
Contest Totals	2,126			504	1,539	82	1	0

Commissioner of the General Land Office

Vote For 1

	TOTAL	VOTE %		Election Day	Early Voting	Ballot By Mail	Provisional Ballots	Limited Ballots
REP Dawn Buckingham	1,240	59.76%	<div><div></div></div>	307	891	42	0	0
DEM Jay Kleberg	811	39.08%	<div><div></div></div>	177	596	37	1	0
GRN Alfred Molison, Jr	23	1.11%	<div><div></div></div>	4	17	2	0	0
Write-In Totals	1	0.05%	<div><div></div></div>	0	1	0	0	0
Total Votes Cast	2,075	100.00%	<div><div></div></div>	488	1,505	81	1	0
Overvotes	0			0	0	0	0	0
Undervotes	51			16	34	1	0	0
Contest Totals	2,126			504	1,539	82	1	0

Commissioner of Agriculture

Vote For 1

	TOTAL	VOTE %		Election Day	Early Voting	Ballot By Mail	Provisional Ballots	Limited Ballots
REP Sid Miller	1,245	60.06%	<div><div></div></div>	308	893	44	0	0
DEM Susan Hays	828	39.94%	<div><div></div></div>	182	609	36	1	0
Total Votes Cast	2,073	100.00%	<div><div></div></div>	490	1,502	80	1	0
Overvotes	0			0	0	0	0	0
Undervotes	53			14	37	2	0	0
Contest Totals	2,126			504	1,539	82	1	0

Railroad Commissioner

Vote For 1

	TOTAL	VOTE %		Election Day	Early Voting	Ballot By Mail	Provisional Ballots	Limited Ballots
REP Wayne Christian	1,218	58.73%	<div><div></div></div>	298	877	43	0	0
DEM Luke Warford	795	38.33%	<div><div></div></div>	174	583	37	1	0
LIB Jaime Andres Diez	44	2.12%	<div><div></div></div>	15	29	0	0	0
GRN Hunter Wayne Crow	17	0.82%	<div><div></div></div>	2	14	1	0	0
Total Votes Cast	2,074	100.00%	<div><div></div></div>	489	1,503	81	1	0
Overvotes	0			0	0	0	0	0
Undervotes	52			15	36	1	0	0
Contest Totals	2,126			504	1,539	82	1	0

PCT 120

Justice, Supreme Court, Place 3

Vote For 1

	TOTAL	VOTE %		Election Day	Early Voting	Ballot By Mail	Provisional Ballots	Limited Ballots
REP Debra Lehrmann	1,241	60.04%	<div><div></div></div>	295	903	43	0	0
DEM Erin A. Nowell	799	38.66%	<div><div></div></div>	181	580	37	1	0
LIB Thomas Edward Oxford	27	1.31%	<div><div></div></div>	11	16	0	0	0
Total Votes Cast	2,067	100.00%	<div><div></div></div>	487	1,499	80	1	0
Overvotes	0			0	0	0	0	0
Undervotes	59			17	40	2	0	0
Contest Totals	2,126			504	1,539	82	1	0

Justice, Supreme Court, Place 5

Vote For 1

	TOTAL	VOTE %		Election Day	Early Voting	Ballot By Mail	Provisional Ballots	Limited Ballots
REP Rebeca Huddle	1,274	61.69%	<div><div></div></div>	310	920	44	0	0
DEM Amanda Reichel	791	38.31%	<div><div></div></div>	175	580	35	1	0
Total Votes Cast	2,065	100.00%	<div><div></div></div>	485	1,500	79	1	0
Overvotes	0			0	0	0	0	0
Undervotes	61			19	39	3	0	0
Contest Totals	2,126			504	1,539	82	1	0

Justice, Supreme Court, Place 9

Vote For 1

	TOTAL	VOTE %		Election Day	Early Voting	Ballot By Mail	Provisional Ballots	Limited Ballots
REP Evan Young	1,250	60.53%	<div><div></div></div>	305	902	43	0	0
DEM Julia Maldonado	815	39.47%	<div><div></div></div>	178	598	38	1	0
Total Votes Cast	2,065	100.00%	<div><div></div></div>	483	1,500	81	1	0
Overvotes	0			0	0	0	0	0
Undervotes	61			21	39	1	0	0
Contest Totals	2,126			504	1,539	82	1	0

Judge, Court of Criminal Appeals, Place 5

Vote For 1

	TOTAL	VOTE %		Election Day	Early Voting	Ballot By Mail	Provisional Ballots	Limited Ballots
REP Scott Walker	1,249	60.51%	<div><div></div></div>	302	904	43	0	0
DEM Dana Huffman	815	39.49%	<div><div></div></div>	182	595	37	1	0
Total Votes Cast	2,064	100.00%	<div><div></div></div>	484	1,499	80	1	0
Overvotes	0			0	0	0	0	0
Undervotes	62			20	40	2	0	0
Contest Totals	2,126			504	1,539	82	1	0

PCT 120

Judge, Court of Criminal Appeals, Place 6

Vote For 1

	TOTAL	VOTE %		Election Day	Early Voting	Ballot By Mail	Provisional Ballots	Limited Ballots
REP Jesse F. McClure, III	1,243	60.43%	<div><div></div></div>	301	900	42	0	0
DEM Robert Johnson	814	39.57%	<div><div></div></div>	181	595	37	1	0
Total Votes Cast	2,057	100.00%	<div><div></div></div>	482	1,495	79	1	0
Overvotes	0			0	0	0	0	0
Undervotes	69			22	44	3	0	0
Contest Totals	2,126			504	1,539	82	1	0

Member, State Board of Education, District 12 CCD

Vote For 1

	TOTAL	VOTE %		Election Day	Early Voting	Ballot By Mail	Provisional Ballots	Limited Ballots
REP Pam Little	1,220	59.08%	<div><div></div></div>	304	874	42	0	0
DEM Alex Cornwallis	794	38.45%	<div><div></div></div>	167	588	38	1	0
LIB Christy Mowrey	49	2.37%	<div><div></div></div>	14	34	1	0	0
Write-In Totals	2	0.10%	<div><div></div></div>	0	2	0	0	0
Total Votes Cast	2,065	100.00%	<div><div></div></div>	485	1,498	81	1	0
Overvotes	0			0	0	0	0	0
Undervotes	61			19	41	1	0	0
Contest Totals	2,126			504	1,539	82	1	0

State Senator, District 8

Vote For 1

	TOTAL	VOTE %		Election Day	Early Voting	Ballot By Mail	Provisional Ballots	Limited Ballots
REP Angela Paxton	1,161	56.11%	<div><div></div></div>	289	832	40	0	0
DEM Jonathan Cocks	855	41.32%	<div><div></div></div>	178	638	38	1	0
LIB Edward Kless	53	2.56%	<div><div></div></div>	15	35	3	0	0
Total Votes Cast	2,069	100.00%	<div><div></div></div>	482	1,505	81	1	0
Overvotes	0			0	0	0	0	0
Undervotes	57			22	34	1	0	0
Contest Totals	2,126			504	1,539	82	1	0

State Representative, District 67

Vote For 1

	TOTAL	VOTE %		Election Day	Early Voting	Ballot By Mail	Provisional Ballots	Limited Ballots
REP Jeff Leach	1,293	62.22%	<div><div></div></div>	313	935	45	0	0
DEM Kevin Morris	785	37.78%	<div><div></div></div>	169	579	36	1	0
Total Votes Cast	2,078	100.00%	<div><div></div></div>	482	1,514	81	1	0
Overvotes	0			0	0	0	0	0
Undervotes	48			22	25	1	0	0
Contest Totals	2,126			504	1,539	82	1	0

PCT 120

Justice, 5th Court of Appeals District, Place 4

Vote For 1

	TOTAL	VOTE %		Election Day	Early Voting	Ballot By Mail	Provisional Ballots	Limited Ballots
REP Emily A. Miskel	1,260	61.46%	<div><div></div></div>	309	908	43	0	0
DEM Maricela Moore	790	38.54%	<div><div></div></div>	171	580	38	1	0
Total Votes Cast	2,050	100.00%	<div><div></div></div>	480	1,488	81	1	0
Overvotes	0			0	0	0	0	0
Undervotes	76			24	51	1	0	0
Contest Totals	2,126			504	1,539	82	1	0

Justice, 5th Court of Appeals District, Place 7

Vote For 1

	TOTAL	VOTE %		Election Day	Early Voting	Ballot By Mail	Provisional Ballots	Limited Ballots
REP Kristina Williams	1,243	60.63%	<div><div></div></div>	305	895	43	0	0
DEM Nancy Kennedy	807	39.37%	<div><div></div></div>	174	594	38	1	0
Total Votes Cast	2,050	100.00%	<div><div></div></div>	479	1,489	81	1	0
Overvotes	0			0	0	0	0	0
Undervotes	76			25	50	1	0	0
Contest Totals	2,126			504	1,539	82	1	0

County Judge CCD

Vote For 1

	TOTAL	VOTE %		Election Day	Early Voting	Ballot By Mail	Provisional Ballots	Limited Ballots
REP Chris Hill	1,257	60.72%	<div><div></div></div>	304	911	42	0	0
DEM Joshua Murray	813	39.28%	<div><div></div></div>	180	595	37	1	0
Total Votes Cast	2,070	100.00%	<div><div></div></div>	484	1,506	79	1	0
Overvotes	0			0	0	0	0	0
Undervotes	56			20	33	3	0	0
Contest Totals	2,126			504	1,539	82	1	0

District Clerk CCD

Vote For 1

	TOTAL	VOTE %		Election Day	Early Voting	Ballot By Mail	Provisional Ballots	Limited Ballots
REP Mike Gould	1,248	60.70%	<div><div></div></div>	304	902	42	0	0
DEM David Brignac	808	39.30%	<div><div></div></div>	177	593	37	1	0
Total Votes Cast	2,056	100.00%	<div><div></div></div>	481	1,495	79	1	0
Overvotes	0			0	0	0	0	0
Undervotes	70			23	44	3	0	0
Contest Totals	2,126			504	1,539	82	1	0

PCT 120

County Commissioner, Precinct 4

Vote For 1

	TOTAL	VOTE %		Election Day	Early Voting	Ballot By Mail	Provision al Ballots	Limited Ballots
REP Duncan Webb	1,257	61.26%	<div><div></div></div>	309	906	42	0	0
DEM Jeffrey Williams	795	38.74%	<div><div></div></div>	172	585	37	1	0
Total Votes Cast	2,052	100.00%	<div><div></div></div>	481	1,491	79	1	0
Overvotes	0			0	0	0	0	0
Undervotes	74			23	48	3	0	0
Contest Totals	2,126			504	1,539	82	1	0

Justice of the Peace, Precinct 3

Vote For 1

	TOTAL	VOTE %		Election Day	Early Voting	Ballot By Mail	Provision al Ballots	Limited Ballots
REP Mike Missildine	1,243	60.84%	<div><div></div></div>	306	896	41	0	0
DEM Irvin Lynn Barrett	800	39.16%	<div><div></div></div>	175	586	38	1	0
Total Votes Cast	2,043	100.00%	<div><div></div></div>	481	1,482	79	1	0
Overvotes	0			0	0	0	0	0
Undervotes	83			23	57	3	0	0
Contest Totals	2,126			504	1,539	82	1	0

PCT 121

U. S. Representative District 3

Vote For 1

	TOTAL	VOTE %		Election Day	Early Voting	Ballot By Mail	Provision al Ballots	Limited Ballots
REP Keith Self	571	37.66%	<div><div></div></div>	156	397	16	2	0
DEM Sandeep Srivastava	902	59.50%	<div><div></div></div>	182	683	35	2	0
LIB Christopher Claytor	43	2.84%	<div><div></div></div>	16	25	2	0	0
Total Votes Cast	1,516	100.00%	<div><div></div></div>	354	1,105	53	4	0
Overvotes	0			0	0	0	0	0
Undervotes	29			10	17	2	0	0
Contest Totals	1,545			364	1,122	55	4	0

Governor

Vote For 1

	TOTAL	VOTE %		Election Day	Early Voting	Ballot By Mail	Provision al Ballots	Limited Ballots
REP Greg Abbott	569	36.92%	<div><div></div></div>	156	394	17	2	0
DEM Beto O'Rourke	950	61.65%	<div><div></div></div>	200	710	38	2	0
LIB Mark Tippetts	16	1.04%	<div><div></div></div>	5	11	0	0	0
GRN Delilah Barrios	6	0.39%	<div><div></div></div>	2	4	0	0	0
Write-In Totals	0	0.00%	<div><div></div></div>	0	0	0	0	0
Total Votes Cast	1,541	100.00%	<div><div></div></div>	363	1,119	55	4	0
Overvotes	0			0	0	0	0	0
Undervotes	4			1	3	0	0	0
Contest Totals	1,545			364	1,122	55	4	0

Lieutenant Governor

Vote For 1

	TOTAL	VOTE %		Election Day	Early Voting	Ballot By Mail	Provision al Ballots	Limited Ballots
REP Dan Patrick	567	37.38%	<div><div></div></div>	156	393	17	1	0
DEM Mike Collier	925	60.98%	<div><div></div></div>	191	697	35	2	0
LIB Shanna Steele	25	1.65%	<div><div></div></div>	8	16	0	1	0
Total Votes Cast	1,517	100.00%	<div><div></div></div>	355	1,106	52	4	0
Overvotes	0			0	0	0	0	0
Undervotes	28			9	16	3	0	0
Contest Totals	1,545			364	1,122	55	4	0

Attorney General

Vote For 1

	TOTAL	VOTE %		Election Day	Early Voting	Ballot By Mail	Provision al Ballots	Limited Ballots
REP Ken Paxton	549	36.31%	<div><div></div></div>	153	379	15	2	0
DEM Rochelle Mercedes Garza	927	61.31%	<div><div></div></div>	187	702	36	2	0
LIB Mark Ash	36	2.38%	<div><div></div></div>	11	24	1	0	0
Total Votes Cast	1,512	100.00%	<div><div></div></div>	351	1,105	52	4	0
Overvotes	0			0	0	0	0	0
Undervotes	33			13	17	3	0	0
Contest Totals	1,545			364	1,122	55	4	0

PCT 121

Comptroller of Public Accounts

Vote For 1

	TOTAL	VOTE %		Election Day	Early Voting	Ballot By Mail	Provisional Ballots	Limited Ballots
REP Glenn Hegar	625	41.58%	<div><div></div></div>	172	434	17	2	0
DEM Janet T. Dudding	859	57.15%	<div><div></div></div>	170	653	34	2	0
LIB V. Alonzo Echevarria-Garza	19	1.26%	<div><div></div></div>	6	13	0	0	0
Total Votes Cast	1,503	100.00%	<div><div></div></div>	348	1,100	51	4	0
Overvotes	0			0	0	0	0	0
Undervotes	42			16	22	4	0	0
Contest Totals	1,545			364	1,122	55	4	0

Commissioner of the General Land Office

Vote For 1

	TOTAL	VOTE %		Election Day	Early Voting	Ballot By Mail	Provisional Ballots	Limited Ballots
REP Dawn Buckingham	614	40.93%	<div><div></div></div>	169	426	17	2	0
DEM Jay Kleberg	866	57.73%	<div><div></div></div>	170	658	36	2	0
GRN Alfred Molison, Jr	20	1.33%	<div><div></div></div>	7	13	0	0	0
Write-In Totals	0	0.00%	<div><div></div></div>	0	0	0	0	0
Total Votes Cast	1,500	100.00%	<div><div></div></div>	346	1,097	53	4	0
Overvotes	0			0	0	0	0	0
Undervotes	45			18	25	2	0	0
Contest Totals	1,545			364	1,122	55	4	0

Commissioner of Agriculture

Vote For 1

	TOTAL	VOTE %		Election Day	Early Voting	Ballot By Mail	Provisional Ballots	Limited Ballots
REP Sid Miller	606	40.37%	<div><div></div></div>	170	417	17	2	0
DEM Susan Hays	895	59.63%	<div><div></div></div>	177	680	36	2	0
Total Votes Cast	1,501	100.00%	<div><div></div></div>	347	1,097	53	4	0
Overvotes	0			0	0	0	0	0
Undervotes	44			17	25	2	0	0
Contest Totals	1,545			364	1,122	55	4	0

Railroad Commissioner

Vote For 1

	TOTAL	VOTE %		Election Day	Early Voting	Ballot By Mail	Provisional Ballots	Limited Ballots
REP Wayne Christian	582	38.85%	<div><div></div></div>	158	405	17	2	0
DEM Luke Warford	866	57.81%	<div><div></div></div>	172	657	35	2	0
LIB Jaime Andres Diez	31	2.07%	<div><div></div></div>	7	23	1	0	0
GRN Hunter Wayne Crow	19	1.27%	<div><div></div></div>	6	12	1	0	0
Total Votes Cast	1,498	100.00%	<div><div></div></div>	343	1,097	54	4	0
Overvotes	0			0	0	0	0	0
Undervotes	47			21	25	1	0	0
Contest Totals	1,545			364	1,122	55	4	0

PCT 121

Justice, Supreme Court, Place 3

Vote For 1

	TOTAL	VOTE %		Election Day	Early Voting	Ballot By Mail	Provisional Ballots	Limited Ballots
REP Debra Lehrmann	590	39.15%	<div><div></div></div>	161	411	16	2	0
DEM Erin A. Nowell	892	59.19%	<div><div></div></div>	173	682	35	2	0
LIB Thomas Edward Oxford	25	1.66%	<div><div></div></div>	13	12	0	0	0
Total Votes Cast	1,507	100.00%	<div><div></div></div>	347	1,105	51	4	0
Overvotes	0			0	0	0	0	0
Undervotes	38			17	17	4	0	0
Contest Totals	1,545			364	1,122	55	4	0

Justice, Supreme Court, Place 5

Vote For 1

	TOTAL	VOTE %		Election Day	Early Voting	Ballot By Mail	Provisional Ballots	Limited Ballots
REP Rebeca Huddle	600	39.89%	<div><div></div></div>	167	414	17	2	0
DEM Amanda Reichel	904	60.11%	<div><div></div></div>	179	688	35	2	0
Total Votes Cast	1,504	100.00%	<div><div></div></div>	346	1,102	52	4	0
Overvotes	0			0	0	0	0	0
Undervotes	41			18	20	3	0	0
Contest Totals	1,545			364	1,122	55	4	0

Justice, Supreme Court, Place 9

Vote For 1

	TOTAL	VOTE %		Election Day	Early Voting	Ballot By Mail	Provisional Ballots	Limited Ballots
REP Evan Young	593	39.48%	<div><div></div></div>	165	409	17	2	0
DEM Julia Maldonado	909	60.52%	<div><div></div></div>	181	691	35	2	0
Total Votes Cast	1,502	100.00%	<div><div></div></div>	346	1,100	52	4	0
Overvotes	0			0	0	0	0	0
Undervotes	43			18	22	3	0	0
Contest Totals	1,545			364	1,122	55	4	0

Judge, Court of Criminal Appeals, Place 5

Vote For 1

	TOTAL	VOTE %		Election Day	Early Voting	Ballot By Mail	Provisional Ballots	Limited Ballots
REP Scott Walker	593	39.45%	<div><div></div></div>	163	411	17	2	0
DEM Dana Huffman	910	60.55%	<div><div></div></div>	182	689	37	2	0
Total Votes Cast	1,503	100.00%	<div><div></div></div>	345	1,100	54	4	0
Overvotes	0			0	0	0	0	0
Undervotes	42			19	22	1	0	0
Contest Totals	1,545			364	1,122	55	4	0

PCT 121

Judge, Court of Criminal Appeals, Place 6

Vote For 1

	TOTAL	VOTE %		Election Day	Early Voting	Ballot By Mail	Provisional Ballots	Limited Ballots
REP Jesse F. McClure, III	594	39.68%	<div><div></div></div>	163	412	17	2	0
DEM Robert Johnson	903	60.32%	<div><div></div></div>	180	684	37	2	0
Total Votes Cast	1,497	100.00%	<div><div></div></div>	343	1,096	54	4	0
Overvotes	0			0	0	0	0	0
Undervotes	48			21	26	1	0	0
Contest Totals	1,545			364	1,122	55	4	0

Member, State Board of Education, District 12 CCD

Vote For 1

	TOTAL	VOTE %		Election Day	Early Voting	Ballot By Mail	Provisional Ballots	Limited Ballots
REP Pam Little	587	39.19%	<div><div></div></div>	161	407	17	2	0
DEM Alex Cornwallis	886	59.15%	<div><div></div></div>	173	674	37	2	0
LIB Christy Mowrey	25	1.67%	<div><div></div></div>	8	17	0	0	0
Write-In Totals	0	0.00%	<div><div></div></div>	0	0	0	0	0
Total Votes Cast	1,498	100.00%	<div><div></div></div>	342	1,098	54	4	0
Overvotes	0			0	0	0	0	0
Undervotes	47			22	24	1	0	0
Contest Totals	1,545			364	1,122	55	4	0

State Senator, District 8

Vote For 1

	TOTAL	VOTE %		Election Day	Early Voting	Ballot By Mail	Provisional Ballots	Limited Ballots
REP Angela Paxton	568	37.89%	<div><div></div></div>	160	392	14	2	0
DEM Jonathan Cocks	908	60.57%	<div><div></div></div>	178	692	36	2	0
LIB Edward Kless	23	1.53%	<div><div></div></div>	6	16	1	0	0
Total Votes Cast	1,499	100.00%	<div><div></div></div>	344	1,100	51	4	0
Overvotes	0			0	0	0	0	0
Undervotes	46			20	22	4	0	0
Contest Totals	1,545			364	1,122	55	4	0

State Representative, District 70

Vote For 1

	TOTAL	VOTE %		Election Day	Early Voting	Ballot By Mail	Provisional Ballots	Limited Ballots
REP Jamee Jolly	595	39.64%	<div><div></div></div>	169	407	17	2	0
DEM Mihaela Elizabeth Plesa	906	60.36%	<div><div></div></div>	177	692	35	2	0
Total Votes Cast	1,501	100.00%	<div><div></div></div>	346	1,099	52	4	0
Overvotes	0			0	0	0	0	0
Undervotes	44			18	23	3	0	0
Contest Totals	1,545			364	1,122	55	4	0

PCT 121

Justice, 5th Court of Appeals District, Place 4

Vote For 1

	TOTAL	VOTE %		Election Day	Early Voting	Ballot By Mail	Provisional Ballots	Limited Ballots
REP Emily A. Miskel	602	40.24%	<div><div></div></div>	163	420	17	2	0
DEM Maricela Moore	894	59.76%	<div><div></div></div>	180	677	35	2	0
Total Votes Cast	1,496	100.00%	<div><div></div></div>	343	1,097	52	4	0
Overvotes	0			0	0	0	0	0
Undervotes	49			21	25	3	0	0
Contest Totals	1,545			364	1,122	55	4	0

Justice, 5th Court of Appeals District, Place 7

Vote For 1

	TOTAL	VOTE %		Election Day	Early Voting	Ballot By Mail	Provisional Ballots	Limited Ballots
REP Kristina Williams	602	40.35%	<div><div></div></div>	167	417	17	1	0
DEM Nancy Kennedy	890	59.65%	<div><div></div></div>	177	676	35	2	0
Total Votes Cast	1,492	100.00%	<div><div></div></div>	344	1,093	52	3	0
Overvotes	0			0	0	0	0	0
Undervotes	53			20	29	3	1	0
Contest Totals	1,545			364	1,122	55	4	0

County Judge CCD

Vote For 1

	TOTAL	VOTE %		Election Day	Early Voting	Ballot By Mail	Provisional Ballots	Limited Ballots
REP Chris Hill	599	39.91%	<div><div></div></div>	166	414	17	2	0
DEM Joshua Murray	902	60.09%	<div><div></div></div>	180	686	34	2	0
Total Votes Cast	1,501	100.00%	<div><div></div></div>	346	1,100	51	4	0
Overvotes	0			0	0	0	0	0
Undervotes	44			18	22	4	0	0
Contest Totals	1,545			364	1,122	55	4	0

District Clerk CCD

Vote For 1

	TOTAL	VOTE %		Election Day	Early Voting	Ballot By Mail	Provisional Ballots	Limited Ballots
REP Mike Gould	610	40.97%	<div><div></div></div>	166	426	16	2	0
DEM David Brignac	879	59.03%	<div><div></div></div>	175	669	33	2	0
Total Votes Cast	1,489	100.00%	<div><div></div></div>	341	1,095	49	4	0
Overvotes	0			0	0	0	0	0
Undervotes	56			23	27	6	0	0
Contest Totals	1,545			364	1,122	55	4	0

PCT 121

Justice of the Peace, Precinct 4

Vote For 1

	TOTAL	VOTE %		Election Day	Early Voting	Ballot By Mail	Provision al Ballots	Limited Ballots
REP Vincent Venegoni	594	39.95%	<div><div></div></div>	161	416	15	2	0
DEM Adam Kern	893	60.05%	<div><div></div></div>	181	678	32	2	0
Total Votes Cast	1,487	100.00%	<div><div></div></div>	342	1,094	47	4	0
Overvotes	0			0	0	0	0	0
Undervotes	58			22	28	8	0	0
Contest Totals	1,545			364	1,122	55	4	0

PCT 122

U. S. Representative District 3

Vote For 1

	TOTAL	VOTE %		Election Day	Early Voting	Ballot By Mail	Provisional Ballots	Limited Ballots
REP Keith Self	1,996	67.50%	<div><div></div></div>	387	1,538	68	3	0
DEM Sandeep Srivastava	895	30.27%	<div><div></div></div>	179	656	59	1	0
LIB Christopher Claytor	66	2.23%	<div><div></div></div>	19	44	3	0	0
Total Votes Cast	2,957	100.00%	<div><div></div></div>	585	2,238	130	4	0
Overvotes	0			0	0	0	0	0
Undervotes	67			19	46	2	0	0
Contest Totals	3,024			604	2,284	132	4	0

Governor

Vote For 1

	TOTAL	VOTE %		Election Day	Early Voting	Ballot By Mail	Provisional Ballots	Limited Ballots
REP Greg Abbott	1,977	65.79%	<div><div></div></div>	378	1,528	69	2	0
DEM Beto O'Rourke	997	33.18%	<div><div></div></div>	213	724	59	1	0
LIB Mark Tippetts	26	0.87%	<div><div></div></div>	5	18	3	0	0
GRN Delilah Barrios	3	0.10%	<div><div></div></div>	3	0	0	0	0
Write-In Totals	2	0.07%	<div><div></div></div>	1	1	0	0	0
Total Votes Cast	3,005	100.00%	<div><div></div></div>	600	2,271	131	3	0
Overvotes	0			0	0	0	0	0
Undervotes	19			4	13	1	1	0
Contest Totals	3,024			604	2,284	132	4	0

Lieutenant Governor

Vote For 1

	TOTAL	VOTE %		Election Day	Early Voting	Ballot By Mail	Provisional Ballots	Limited Ballots
REP Dan Patrick	1,870	62.96%	<div><div></div></div>	369	1,437	61	3	0
DEM Mike Collier	1,035	34.85%	<div><div></div></div>	202	763	69	1	0
LIB Shanna Steele	65	2.19%	<div><div></div></div>	15	49	1	0	0
Total Votes Cast	2,970	100.00%	<div><div></div></div>	586	2,249	131	4	0
Overvotes	0			0	0	0	0	0
Undervotes	54			18	35	1	0	0
Contest Totals	3,024			604	2,284	132	4	0

Attorney General

Vote For 1

	TOTAL	VOTE %		Election Day	Early Voting	Ballot By Mail	Provisional Ballots	Limited Ballots
REP Ken Paxton	1,814	61.35%	<div><div></div></div>	351	1,400	60	3	0
DEM Rochelle Mercedes Garza	1,023	34.60%	<div><div></div></div>	205	750	67	1	0
LIB Mark Ash	120	4.06%	<div><div></div></div>	23	93	4	0	0
Total Votes Cast	2,957	100.00%	<div><div></div></div>	579	2,243	131	4	0
Overvotes	0			0	0	0	0	0
Undervotes	67			25	41	1	0	0
Contest Totals	3,024			604	2,284	132	4	0

PCT 122

Comptroller of Public Accounts

Vote For 1

	TOTAL	VOTE %		Election Day	Early Voting	Ballot By Mail	Provisional Ballots	Limited Ballots
REP Glenn Hegar	2,026	68.96%	<div><div></div></div>	389	1,560	74	3	0
DEM Janet T. Dudding	877	29.85%	<div><div></div></div>	177	643	56	1	0
LIB V. Alonzo Echevarria-Garza	35	1.19%	<div><div></div></div>	12	22	1	0	0
Total Votes Cast	2,938	100.00%	<div><div></div></div>	578	2,225	131	4	0
Overvotes	0			0	0	0	0	0
Undervotes	86			26	59	1	0	0
Contest Totals	3,024			604	2,284	132	4	0

Commissioner of the General Land Office

Vote For 1

	TOTAL	VOTE %		Election Day	Early Voting	Ballot By Mail	Provisional Ballots	Limited Ballots
REP Dawn Buckingham	1,993	68.14%	<div><div></div></div>	387	1,535	68	3	0
DEM Jay Kleberg	912	31.18%	<div><div></div></div>	180	670	61	1	0
GRN Alfred Molison, Jr	19	0.65%	<div><div></div></div>	5	13	1	0	0
Write-In Totals	1	0.03%	<div><div></div></div>	0	0	1	0	0
Total Votes Cast	2,925	100.00%	<div><div></div></div>	572	2,218	131	4	0
Overvotes	0			0	0	0	0	0
Undervotes	99			32	66	1	0	0
Contest Totals	3,024			604	2,284	132	4	0

Commissioner of Agriculture

Vote For 1

	TOTAL	VOTE %		Election Day	Early Voting	Ballot By Mail	Provisional Ballots	Limited Ballots
REP Sid Miller	1,998	68.12%	<div><div></div></div>	390	1,541	64	3	0
DEM Susan Hays	935	31.88%	<div><div></div></div>	185	684	65	1	0
Total Votes Cast	2,933	100.00%	<div><div></div></div>	575	2,225	129	4	0
Overvotes	0			0	0	0	0	0
Undervotes	91			29	59	3	0	0
Contest Totals	3,024			604	2,284	132	4	0

Railroad Commissioner

Vote For 1

	TOTAL	VOTE %		Election Day	Early Voting	Ballot By Mail	Provisional Ballots	Limited Ballots
REP Wayne Christian	1,966	67.17%	<div><div></div></div>	378	1,520	65	3	0
DEM Luke Warford	894	30.54%	<div><div></div></div>	176	653	64	1	0
LIB Jaime Andres Diez	51	1.74%	<div><div></div></div>	13	37	1	0	0
GRN Hunter Wayne Crow	16	0.55%	<div><div></div></div>	5	11	0	0	0
Total Votes Cast	2,927	100.00%	<div><div></div></div>	572	2,221	130	4	0
Overvotes	0			0	0	0	0	0
Undervotes	97			32	63	2	0	0
Contest Totals	3,024			604	2,284	132	4	0

PCT 122

Justice, Supreme Court, Place 3

Vote For 1

	TOTAL	VOTE %		Election Day	Early Voting	Ballot By Mail	Provisional Ballots	Limited Ballots
REP Debra Lehrmann	1,994	67.89%	<div><div></div></div>	384	1,538	69	3	0
DEM Erin A. Nowell	906	30.85%	<div><div></div></div>	183	662	60	1	0
LIB Thomas Edward Oxford	37	1.26%	<div><div></div></div>	13	23	1	0	0
Total Votes Cast	2,937	100.00%	<div><div></div></div>	580	2,223	130	4	0
Overvotes	0			0	0	0	0	0
Undervotes	87			24	61	2	0	0
Contest Totals	3,024			604	2,284	132	4	0

Justice, Supreme Court, Place 5

Vote For 1

	TOTAL	VOTE %		Election Day	Early Voting	Ballot By Mail	Provisional Ballots	Limited Ballots
REP Rebeca Huddle	2,010	68.84%	<div><div></div></div>	386	1,553	68	3	0
DEM Amanda Reichel	910	31.16%	<div><div></div></div>	188	661	60	1	0
Total Votes Cast	2,920	100.00%	<div><div></div></div>	574	2,214	128	4	0
Overvotes	0			0	0	0	0	0
Undervotes	104			30	70	4	0	0
Contest Totals	3,024			604	2,284	132	4	0

Justice, Supreme Court, Place 9

Vote For 1

	TOTAL	VOTE %		Election Day	Early Voting	Ballot By Mail	Provisional Ballots	Limited Ballots
REP Evan Young	2,001	68.55%	<div><div></div></div>	390	1,537	71	3	0
DEM Julia Maldonado	918	31.45%	<div><div></div></div>	183	676	58	1	0
Total Votes Cast	2,919	100.00%	<div><div></div></div>	573	2,213	129	4	0
Overvotes	0			0	0	0	0	0
Undervotes	105			31	71	3	0	0
Contest Totals	3,024			604	2,284	132	4	0

Judge, Court of Criminal Appeals, Place 5

Vote For 1

	TOTAL	VOTE %		Election Day	Early Voting	Ballot By Mail	Provisional Ballots	Limited Ballots
REP Scott Walker	2,011	69.13%	<div><div></div></div>	393	1,548	67	3	0
DEM Dana Huffman	898	30.87%	<div><div></div></div>	179	658	60	1	0
Total Votes Cast	2,909	100.00%	<div><div></div></div>	572	2,206	127	4	0
Overvotes	0			0	0	0	0	0
Undervotes	115			32	78	5	0	0
Contest Totals	3,024			604	2,284	132	4	0

PCT 122

Judge, Court of Criminal Appeals, Place 6

Vote For 1

	TOTAL	VOTE %		Election Day	Early Voting	Ballot By Mail	Provision al Ballots	Limited Ballots
REP Jesse F. McClure, III	2,012	69.31%	<div><div></div></div>	389	1,553	67	3	0
DEM Robert Johnson	891	30.69%	<div><div></div></div>	182	648	60	1	0
Total Votes Cast	2,903	100.00%	<div><div></div></div>	571	2,201	127	4	0
Overvotes	0			0	0	0	0	0
Undervotes	121			33	83	5	0	0
Contest Totals	3,024			604	2,284	132	4	0

Member, State Board of Education, District 12 CCD

Vote For 1

	TOTAL	VOTE %		Election Day	Early Voting	Ballot By Mail	Provision al Ballots	Limited Ballots
REP Pam Little	1,969	67.41%	<div><div></div></div>	382	1,513	71	3	0
DEM Alex Cornwallis	878	30.06%	<div><div></div></div>	171	649	57	1	0
LIB Christy Mowrey	74	2.53%	<div><div></div></div>	18	55	1	0	0
Write-In Totals	0	0.00%	<div><div></div></div>	0	0	0	0	0
Total Votes Cast	2,921	100.00%	<div><div></div></div>	571	2,217	129	4	0
Overvotes	0			0	0	0	0	0
Undervotes	103			33	67	3	0	0
Contest Totals	3,024			604	2,284	132	4	0

State Senator, District 8

Vote For 1

	TOTAL	VOTE %		Election Day	Early Voting	Ballot By Mail	Provision al Ballots	Limited Ballots
REP Angela Paxton	1,868	63.67%	<div><div></div></div>	369	1,437	59	3	0
DEM Jonathan Cocks	962	32.79%	<div><div></div></div>	187	707	67	1	0
LIB Edward Kless	104	3.54%	<div><div></div></div>	25	76	3	0	0
Total Votes Cast	2,934	100.00%	<div><div></div></div>	581	2,220	129	4	0
Overvotes	0			0	0	0	0	0
Undervotes	90			23	64	3	0	0
Contest Totals	3,024			604	2,284	132	4	0

State Representative, District 61

Vote For 1

	TOTAL	VOTE %		Election Day	Early Voting	Ballot By Mail	Provision al Ballots	Limited Ballots
REP Frederick Frazier	1,969	67.45%	<div><div></div></div>	390	1,509	67	3	0
DEM Sheena King	950	32.55%	<div><div></div></div>	187	699	63	1	0
Total Votes Cast	2,919	100.00%	<div><div></div></div>	577	2,208	130	4	0
Overvotes	0			0	0	0	0	0
Undervotes	105			27	76	2	0	0
Contest Totals	3,024			604	2,284	132	4	0

PCT 122

Justice, 5th Court of Appeals District, Place 4

Vote For 1

	TOTAL	VOTE %		Election Day	Early Voting	Ballot By Mail	Provisional Ballots	Limited Ballots
REP Emily A. Miskel	2,006	69.44%	<div><div></div></div>	396	1,540	67	3	0
DEM Maricela Moore	883	30.56%	<div><div></div></div>	172	651	59	1	0
Total Votes Cast	2,889	100.00%	<div><div></div></div>	568	2,191	126	4	0
Overvotes	0			0	0	0	0	0
Undervotes	135			36	93	6	0	0
Contest Totals	3,024			604	2,284	132	4	0

Justice, 5th Court of Appeals District, Place 7

Vote For 1

	TOTAL	VOTE %		Election Day	Early Voting	Ballot By Mail	Provisional Ballots	Limited Ballots
REP Kristina Williams	1,985	68.83%	<div><div></div></div>	386	1,530	66	3	0
DEM Nancy Kennedy	899	31.17%	<div><div></div></div>	180	658	60	1	0
Total Votes Cast	2,884	100.00%	<div><div></div></div>	566	2,188	126	4	0
Overvotes	0			0	0	0	0	0
Undervotes	140			38	96	6	0	0
Contest Totals	3,024			604	2,284	132	4	0

County Judge CCD

Vote For 1

	TOTAL	VOTE %		Election Day	Early Voting	Ballot By Mail	Provisional Ballots	Limited Ballots
REP Chris Hill	2,000	68.40%	<div><div></div></div>	383	1,543	71	3	0
DEM Joshua Murray	924	31.60%	<div><div></div></div>	191	676	56	1	0
Total Votes Cast	2,924	100.00%	<div><div></div></div>	574	2,219	127	4	0
Overvotes	0			0	0	0	0	0
Undervotes	100			30	65	5	0	0
Contest Totals	3,024			604	2,284	132	4	0

District Clerk CCD

Vote For 1

	TOTAL	VOTE %		Election Day	Early Voting	Ballot By Mail	Provisional Ballots	Limited Ballots
REP Mike Gould	2,022	69.77%	<div><div></div></div>	389	1,562	68	3	0
DEM David Brignac	876	30.23%	<div><div></div></div>	177	639	59	1	0
Total Votes Cast	2,898	100.00%	<div><div></div></div>	566	2,201	127	4	0
Overvotes	0			0	0	0	0	0
Undervotes	126			38	83	5	0	0
Contest Totals	3,024			604	2,284	132	4	0

PCT 122

Justice of the Peace, Precinct 4

Vote For 1

	TOTAL	VOTE %		Election Day	Early Voting	Ballot By Mail	Provision al Ballots	Limited Ballots
REP Vincent Venegoni	1,989	68.68%	<div><div></div></div>	391	1,528	67	3	0
DEM Adam Kern	907	31.32%	<div><div></div></div>	180	670	56	1	0
Total Votes Cast	2,896	100.00%	<div><div></div></div>	571	2,198	123	4	0
Overvotes	0			0	0	0	0	0
Undervotes	128			33	86	9	0	0
Contest Totals	3,024			604	2,284	132	4	0

PCT 123

U. S. Representative, District 4

Vote For 1

	TOTAL	VOTE %		Election Day	Early Voting	Ballot By Mail	Provisional Ballots	Limited Ballots
REP Pat Fallon	647	57.97%	<div><div></div></div>	124	505	14	4	0
DEM Iro Omere	441	39.52%	<div><div></div></div>	97	333	10	1	0
LIB John Simmons	28	2.51%	<div><div></div></div>	11	16	0	1	0
Total Votes Cast	1,116	100.00%	<div><div></div></div>	232	854	24	6	0
Overvotes	0			0	0	0	0	0
Undervotes	25			4	21	0	0	0
Contest Totals	1,141			236	875	24	6	0

Governor

Vote For 1

	TOTAL	VOTE %		Election Day	Early Voting	Ballot By Mail	Provisional Ballots	Limited Ballots
REP Greg Abbott	641	56.28%	<div><div></div></div>	116	508	14	3	0
DEM Beto O'Rourke	483	42.41%	<div><div></div></div>	111	359	10	3	0
LIB Mark Tippetts	12	1.05%	<div><div></div></div>	8	4	0	0	0
GRN Delilah Barrios	3	0.26%	<div><div></div></div>	1	2	0	0	0
Write-In Totals	0	0.00%	<div><div></div></div>	0	0	0	0	0
Total Votes Cast	1,139	100.00%	<div><div></div></div>	236	873	24	6	0
Overvotes	0			0	0	0	0	0
Undervotes	2			0	2	0	0	0
Contest Totals	1,141			236	875	24	6	0

Lieutenant Governor

Vote For 1

	TOTAL	VOTE %		Election Day	Early Voting	Ballot By Mail	Provisional Ballots	Limited Ballots
REP Dan Patrick	595	53.03%	<div><div></div></div>	111	469	13	2	0
DEM Mike Collier	493	43.94%	<div><div></div></div>	106	374	10	3	0
LIB Shanna Steele	34	3.03%	<div><div></div></div>	14	18	1	1	0
Total Votes Cast	1,122	100.00%	<div><div></div></div>	231	861	24	6	0
Overvotes	0			0	0	0	0	0
Undervotes	19			5	14	0	0	0
Contest Totals	1,141			236	875	24	6	0

Attorney General

Vote For 1

	TOTAL	VOTE %		Election Day	Early Voting	Ballot By Mail	Provisional Ballots	Limited Ballots
REP Ken Paxton	593	53.04%	<div><div></div></div>	111	467	12	3	0
DEM Rochelle Mercedes Garza	480	42.93%	<div><div></div></div>	107	360	10	3	0
LIB Mark Ash	45	4.02%	<div><div></div></div>	13	30	2	0	0
Total Votes Cast	1,118	100.00%	<div><div></div></div>	231	857	24	6	0
Overvotes	0			0	0	0	0	0
Undervotes	23			5	18	0	0	0
Contest Totals	1,141			236	875	24	6	0

PCT 123

Comptroller of Public Accounts

Vote For 1

	TOTAL	VOTE %		Election Day	Early Voting	Ballot By Mail	Provisional Ballots	Limited Ballots
REP Glenn Hegar	657	59.14%	<div><div></div></div>	121	518	13	5	0
DEM Janet T. Dudding	429	38.61%	<div><div></div></div>	98	319	11	1	0
LIB V. Alonzo Echevarria-Garza	25	2.25%	<div><div></div></div>	9	16	0	0	0
Total Votes Cast	1,111	100.00%	<div><div></div></div>	228	853	24	6	0
Overvotes	0			0	0	0	0	0
Undervotes	30			8	22	0	0	0
Contest Totals	1,141			236	875	24	6	0

Commissioner of the General Land Office

Vote For 1

	TOTAL	VOTE %		Election Day	Early Voting	Ballot By Mail	Provisional Ballots	Limited Ballots
REP Dawn Buckingham	663	59.78%	<div><div></div></div>	129	517	14	3	0
DEM Jay Kleberg	441	39.77%	<div><div></div></div>	97	331	10	3	0
GRN Alfred Molison, Jr	5	0.45%	<div><div></div></div>	2	3	0	0	0
Write-In Totals	0	0.00%	<div><div></div></div>	0	0	0	0	0
Total Votes Cast	1,109	100.00%	<div><div></div></div>	228	851	24	6	0
Overvotes	0			0	0	0	0	0
Undervotes	32			8	24	0	0	0
Contest Totals	1,141			236	875	24	6	0

Commissioner of Agriculture

Vote For 1

	TOTAL	VOTE %		Election Day	Early Voting	Ballot By Mail	Provisional Ballots	Limited Ballots
REP Sid Miller	660	59.67%	<div><div></div></div>	129	517	12	2	0
DEM Susan Hays	446	40.33%	<div><div></div></div>	99	332	11	4	0
Total Votes Cast	1,106	100.00%	<div><div></div></div>	228	849	23	6	0
Overvotes	0			0	0	0	0	0
Undervotes	35			8	26	1	0	0
Contest Totals	1,141			236	875	24	6	0

Railroad Commissioner

Vote For 1

	TOTAL	VOTE %		Election Day	Early Voting	Ballot By Mail	Provisional Ballots	Limited Ballots
REP Wayne Christian	648	58.43%	<div><div></div></div>	119	512	14	3	0
DEM Luke Warford	425	38.32%	<div><div></div></div>	92	321	10	2	0
LIB Jaime Andres Diez	30	2.71%	<div><div></div></div>	13	17	0	0	0
GRN Hunter Wayne Crow	6	0.54%	<div><div></div></div>	3	3	0	0	0
Total Votes Cast	1,109	100.00%	<div><div></div></div>	227	853	24	5	0
Overvotes	0			0	0	0	0	0
Undervotes	32			9	22	0	1	0
Contest Totals	1,141			236	875	24	6	0

PCT 123

Justice, Supreme Court, Place 3

Vote For 1

	TOTAL	VOTE %		Election Day	Early Voting	Ballot By Mail	Provisional Ballots	Limited Ballots
REP Debra Lehrmann	648	58.64%	<div><div></div></div>	119	512	13	4	0
DEM Erin A. Nowell	430	38.91%	<div><div></div></div>	97	322	11	0	0
LIB Thomas Edward Oxford	27	2.44%	<div><div></div></div>	11	15	0	1	0
Total Votes Cast	1,105	100.00%	<div><div></div></div>	227	849	24	5	0
Overvotes	0			0	0	0	0	0
Undervotes	36			9	26	0	1	0
Contest Totals	1,141			236	875	24	6	0

Justice, Supreme Court, Place 5

Vote For 1

	TOTAL	VOTE %		Election Day	Early Voting	Ballot By Mail	Provisional Ballots	Limited Ballots
REP Rebeca Huddle	663	60.05%	<div><div></div></div>	124	521	14	4	0
DEM Amanda Reichel	441	39.95%	<div><div></div></div>	102	329	9	1	0
Total Votes Cast	1,104	100.00%	<div><div></div></div>	226	850	23	5	0
Overvotes	0			0	0	0	0	0
Undervotes	37			10	25	1	1	0
Contest Totals	1,141			236	875	24	6	0

Justice, Supreme Court, Place 9

Vote For 1

	TOTAL	VOTE %		Election Day	Early Voting	Ballot By Mail	Provisional Ballots	Limited Ballots
REP Evan Young	652	59.17%	<div><div></div></div>	123	510	14	5	0
DEM Julia Maldonado	450	40.83%	<div><div></div></div>	102	338	10	0	0
Total Votes Cast	1,102	100.00%	<div><div></div></div>	225	848	24	5	0
Overvotes	0			0	0	0	0	0
Undervotes	39			11	27	0	1	0
Contest Totals	1,141			236	875	24	6	0

Judge, Court of Criminal Appeals, Place 5

Vote For 1

	TOTAL	VOTE %		Election Day	Early Voting	Ballot By Mail	Provisional Ballots	Limited Ballots
REP Scott Walker	656	59.58%	<div><div></div></div>	129	511	12	4	0
DEM Dana Huffman	445	40.42%	<div><div></div></div>	97	336	11	1	0
Total Votes Cast	1,101	100.00%	<div><div></div></div>	226	847	23	5	0
Overvotes	0			0	0	0	0	0
Undervotes	40			10	28	1	1	0
Contest Totals	1,141			236	875	24	6	0

PCT 123

Judge, Court of Criminal Appeals, Place 6

Vote For 1

	TOTAL	VOTE %		Election Day	Early Voting	Ballot By Mail	Provisional Ballots	Limited Ballots
REP Jesse F. McClure, III	661	60.15%	<div><div></div></div>	126	518	13	4	0
DEM Robert Johnson	438	39.85%	<div><div></div></div>	99	327	11	1	0
Total Votes Cast	1,099	100.00%	<div><div></div></div>	225	845	24	5	0
Overvotes	0			0	0	0	0	0
Undervotes	42			11	30	0	1	0
Contest Totals	1,141			236	875	24	6	0

Member, State Board of Education, District 12 CCD

Vote For 1

	TOTAL	VOTE %		Election Day	Early Voting	Ballot By Mail	Provisional Ballots	Limited Ballots
REP Pam Little	645	58.53%	<div><div></div></div>	115	512	13	5	0
DEM Alex Cornwallis	430	39.02%	<div><div></div></div>	98	321	11	0	0
LIB Christy Mowrey	27	2.45%	<div><div></div></div>	12	15	0	0	0
Write-In Totals	0	0.00%	<div><div></div></div>	0	0	0	0	0
Total Votes Cast	1,102	100.00%	<div><div></div></div>	225	848	24	5	0
Overvotes	0			0	0	0	0	0
Undervotes	39			11	27	0	1	0
Contest Totals	1,141			236	875	24	6	0

State Senator, District 8

Vote For 1

	TOTAL	VOTE %		Election Day	Early Voting	Ballot By Mail	Provisional Ballots	Limited Ballots
REP Angela Paxton	613	55.48%	<div><div></div></div>	119	480	13	1	0
DEM Jonathan Cocks	453	41.00%	<div><div></div></div>	98	343	10	2	0
LIB Edward Kless	39	3.53%	<div><div></div></div>	12	25	1	1	0
Total Votes Cast	1,105	100.00%	<div><div></div></div>	229	848	24	4	0
Overvotes	0			0	0	0	0	0
Undervotes	36			7	27	0	2	0
Contest Totals	1,141			236	875	24	6	0

State Representative, District 66

Vote For 1

	TOTAL	VOTE %		Election Day	Early Voting	Ballot By Mail	Provisional Ballots	Limited Ballots
REP Matt Shaheen	666	60.00%	<div><div></div></div>	126	524	12	4	0
DEM Jesse Ringness	444	40.00%	<div><div></div></div>	102	330	11	1	0
Total Votes Cast	1,110	100.00%	<div><div></div></div>	228	854	23	5	0
Overvotes	0			0	0	0	0	0
Undervotes	31			8	21	1	1	0
Contest Totals	1,141			236	875	24	6	0

PCT 123

Justice, 5th Court of Appeals District, Place 4

Vote For 1

	TOTAL	VOTE %		Election Day	Early Voting	Ballot By Mail	Provisional Ballots	Limited Ballots
REP Emily A. Miskel	655	59.76%	<div><div></div></div>	121	517	14	3	0
DEM Maricela Moore	441	40.24%	<div><div></div></div>	102	329	9	1	0
Total Votes Cast	1,096	100.00%	<div><div></div></div>	223	846	23	4	0
Overvotes	0			0	0	0	0	0
Undervotes	45			13	29	1	2	0
Contest Totals	1,141			236	875	24	6	0

Justice, 5th Court of Appeals District, Place 7

Vote For 1

	TOTAL	VOTE %		Election Day	Early Voting	Ballot By Mail	Provisional Ballots	Limited Ballots
REP Kristina Williams	659	60.13%	<div><div></div></div>	122	518	14	5	0
DEM Nancy Kennedy	437	39.87%	<div><div></div></div>	100	328	9	0	0
Total Votes Cast	1,096	100.00%	<div><div></div></div>	222	846	23	5	0
Overvotes	0			0	0	0	0	0
Undervotes	45			14	29	1	1	0
Contest Totals	1,141			236	875	24	6	0

County Judge CCD

Vote For 1

	TOTAL	VOTE %		Election Day	Early Voting	Ballot By Mail	Provisional Ballots	Limited Ballots
REP Chris Hill	656	59.31%	<div><div></div></div>	127	513	12	4	0
DEM Joshua Murray	450	40.69%	<div><div></div></div>	101	338	10	1	0
Total Votes Cast	1,106	100.00%	<div><div></div></div>	228	851	22	5	0
Overvotes	0			0	0	0	0	0
Undervotes	35			8	24	2	1	0
Contest Totals	1,141			236	875	24	6	0

District Clerk CCD

Vote For 1

	TOTAL	VOTE %		Election Day	Early Voting	Ballot By Mail	Provisional Ballots	Limited Ballots
REP Mike Gould	669	61.10%	<div><div></div></div>	129	522	14	4	0
DEM David Brignac	426	38.90%	<div><div></div></div>	95	322	9	0	0
Total Votes Cast	1,095	100.00%	<div><div></div></div>	224	844	23	4	0
Overvotes	0			0	0	0	0	0
Undervotes	46			12	31	1	2	0
Contest Totals	1,141			236	875	24	6	0

PCT 123

County Commissioner, Precinct 4

Vote For 1

	TOTAL	VOTE %		Election Day	Early Voting	Ballot By Mail	Provision al Ballots	Limited Ballots
REP Duncan Webb	664	60.75%	<div><div></div></div>	123	526	13	2	0
DEM Jeffrey Williams	429	39.25%	<div><div></div></div>	98	319	9	3	0
Total Votes Cast	1,093	100.00%	<div><div></div></div>	221	845	22	5	0
Overvotes	0			0	0	0	0	0
Undervotes	48			15	30	2	1	0
Contest Totals	1,141			236	875	24	6	0

Justice of the Peace, Precinct 4

Vote For 1

	TOTAL	VOTE %		Election Day	Early Voting	Ballot By Mail	Provision al Ballots	Limited Ballots
REP Vincent Venegoni	653	60.02%	<div><div></div></div>	125	511	13	4	0
DEM Adam Kern	435	39.98%	<div><div></div></div>	94	330	10	1	0
Total Votes Cast	1,088	100.00%	<div><div></div></div>	219	841	23	5	0
Overvotes	0			0	0	0	0	0
Undervotes	53			17	34	1	1	0
Contest Totals	1,141			236	875	24	6	0

PCT 124

U. S. Representative, District 4

Vote For 1

	TOTAL	VOTE %		Election Day	Early Voting	Ballot By Mail	Provisional Ballots	Limited Ballots
REP Pat Fallon	785	49.28%	<div><div></div></div>	180	546	59	0	0
DEM Iro Omere	770	48.34%	<div><div></div></div>	146	568	56	0	0
LIB John Simmons	38	2.39%	<div><div></div></div>	8	29	1	0	0
Total Votes Cast	1,593	100.00%	<div><div></div></div>	334	1,143	116	0	0
Overvotes	0			0	0	0	0	0
Undervotes	41			15	22	3	1	0
Contest Totals	1,634			349	1,165	119	1	0

Governor

Vote For 1

	TOTAL	VOTE %		Election Day	Early Voting	Ballot By Mail	Provisional Ballots	Limited Ballots
REP Greg Abbott	768	47.29%	<div><div></div></div>	175	536	56	1	0
DEM Beto O'Rourke	836	51.48%	<div><div></div></div>	168	607	61	0	0
LIB Mark Tippetts	16	0.99%	<div><div></div></div>	3	12	1	0	0
GRN Delilah Barrios	3	0.18%	<div><div></div></div>	1	2	0	0	0
Write-In Totals	1	0.06%	<div><div></div></div>	0	1	0	0	0
Total Votes Cast	1,624	100.00%	<div><div></div></div>	347	1,158	118	1	0
Overvotes	0			0	0	0	0	0
Undervotes	10			2	7	1	0	0
Contest Totals	1,634			349	1,165	119	1	0

Lieutenant Governor

Vote For 1

	TOTAL	VOTE %		Election Day	Early Voting	Ballot By Mail	Provisional Ballots	Limited Ballots
REP Dan Patrick	731	45.57%	<div><div></div></div>	168	509	53	1	0
DEM Mike Collier	844	52.62%	<div><div></div></div>	161	618	65	0	0
LIB Shanna Steele	29	1.81%	<div><div></div></div>	9	19	1	0	0
Total Votes Cast	1,604	100.00%	<div><div></div></div>	338	1,146	119	1	0
Overvotes	0			0	0	0	0	0
Undervotes	30			11	19	0	0	0
Contest Totals	1,634			349	1,165	119	1	0

Attorney General

Vote For 1

	TOTAL	VOTE %		Election Day	Early Voting	Ballot By Mail	Provisional Ballots	Limited Ballots
REP Ken Paxton	706	44.21%	<div><div></div></div>	167	488	51	0	0
DEM Rochelle Mercedes Garza	836	52.35%	<div><div></div></div>	162	608	66	0	0
LIB Mark Ash	55	3.44%	<div><div></div></div>	9	44	2	0	0
Total Votes Cast	1,597	100.00%	<div><div></div></div>	338	1,140	119	0	0
Overvotes	0			0	0	0	0	0
Undervotes	37			11	25	0	1	0
Contest Totals	1,634			349	1,165	119	1	0

PCT 124

Comptroller of Public Accounts

Vote For 1

	TOTAL	VOTE %		Election Day	Early Voting	Ballot By Mail	Provisional Ballots	Limited Ballots
REP Glenn Hegar	808	50.82%	<div><div></div></div>	178	569	60	1	0
DEM Janet T. Dudding	761	47.86%	<div><div></div></div>	149	555	57	0	0
LIB V. Alonzo Echevarria-Garza	21	1.32%	<div><div></div></div>	4	16	1	0	0
Total Votes Cast	1,590	100.00%	<div><div></div></div>	331	1,140	118	1	0
Overvotes	0			0	0	0	0	0
Undervotes	44			18	25	1	0	0
Contest Totals	1,634			349	1,165	119	1	0

Commissioner of the General Land Office

Vote For 1

	TOTAL	VOTE %		Election Day	Early Voting	Ballot By Mail	Provisional Ballots	Limited Ballots
REP Dawn Buckingham	777	49.15%	<div><div></div></div>	175	544	58	0	0
DEM Jay Kleberg	778	49.21%	<div><div></div></div>	146	572	60	0	0
GRN Alfred Molison, Jr	23	1.45%	<div><div></div></div>	8	15	0	0	0
Write-In Totals	3	0.19%	<div><div></div></div>	2	0	1	0	0
Total Votes Cast	1,581	100.00%	<div><div></div></div>	331	1,131	119	0	0
Overvotes	0			0	0	0	0	0
Undervotes	53			18	34	0	1	0
Contest Totals	1,634			349	1,165	119	1	0

Commissioner of Agriculture

Vote For 1

	TOTAL	VOTE %		Election Day	Early Voting	Ballot By Mail	Provisional Ballots	Limited Ballots
REP Sid Miller	770	48.73%	<div><div></div></div>	171	541	58	0	0
DEM Susan Hays	810	51.27%	<div><div></div></div>	156	594	60	0	0
Total Votes Cast	1,580	100.00%	<div><div></div></div>	327	1,135	118	0	0
Overvotes	0			0	0	0	0	0
Undervotes	54			22	30	1	1	0
Contest Totals	1,634			349	1,165	119	1	0

Railroad Commissioner

Vote For 1

	TOTAL	VOTE %		Election Day	Early Voting	Ballot By Mail	Provisional Ballots	Limited Ballots
REP Wayne Christian	771	48.58%	<div><div></div></div>	168	545	58	0	0
DEM Luke Warford	761	47.95%	<div><div></div></div>	147	556	58	0	0
LIB Jaime Andres Diez	37	2.33%	<div><div></div></div>	10	25	2	0	0
GRN Hunter Wayne Crow	18	1.13%	<div><div></div></div>	6	12	0	0	0
Total Votes Cast	1,587	100.00%	<div><div></div></div>	331	1,138	118	0	0
Overvotes	0			0	0	0	0	0
Undervotes	47			18	27	1	1	0
Contest Totals	1,634			349	1,165	119	1	0

PCT 124

Justice, Supreme Court, Place 3

Vote For 1

	TOTAL	VOTE %		Election Day	Early Voting	Ballot By Mail	Provisional Ballots	Limited Ballots
REP Debra Lehrmann	783	49.40%	<div><div></div></div>	175	548	60	0	0
DEM Erin A. Nowell	775	48.90%	<div><div></div></div>	150	567	58	0	0
LIB Thomas Edward Oxford	27	1.70%	<div><div></div></div>	8	18	1	0	0
Total Votes Cast	1,585	100.00%	<div><div></div></div>	333	1,133	119	0	0
Overvotes	0			0	0	0	0	0
Undervotes	49			16	32	0	1	0
Contest Totals	1,634			349	1,165	119	1	0

Justice, Supreme Court, Place 5

Vote For 1

	TOTAL	VOTE %		Election Day	Early Voting	Ballot By Mail	Provisional Ballots	Limited Ballots
REP Rebeca Huddle	788	50.16%	<div><div></div></div>	174	555	59	0	0
DEM Amanda Reichel	783	49.84%	<div><div></div></div>	155	569	59	0	0
Total Votes Cast	1,571	100.00%	<div><div></div></div>	329	1,124	118	0	0
Overvotes	0			0	0	0	0	0
Undervotes	63			20	41	1	1	0
Contest Totals	1,634			349	1,165	119	1	0

Justice, Supreme Court, Place 9

Vote For 1

	TOTAL	VOTE %		Election Day	Early Voting	Ballot By Mail	Provisional Ballots	Limited Ballots
REP Evan Young	790	50.16%	<div><div></div></div>	176	556	58	0	0
DEM Julia Maldonado	785	49.84%	<div><div></div></div>	155	571	59	0	0
Total Votes Cast	1,575	100.00%	<div><div></div></div>	331	1,127	117	0	0
Overvotes	0			0	0	0	0	0
Undervotes	59			18	38	2	1	0
Contest Totals	1,634			349	1,165	119	1	0

Judge, Court of Criminal Appeals, Place 5

Vote For 1

	TOTAL	VOTE %		Election Day	Early Voting	Ballot By Mail	Provisional Ballots	Limited Ballots
REP Scott Walker	778	49.68%	<div><div></div></div>	179	541	58	0	0
DEM Dana Huffman	788	50.32%	<div><div></div></div>	148	582	58	0	0
Total Votes Cast	1,566	100.00%	<div><div></div></div>	327	1,123	116	0	0
Overvotes	0			0	0	0	0	0
Undervotes	68			22	42	3	1	0
Contest Totals	1,634			349	1,165	119	1	0

PCT 124

Judge, Court of Criminal Appeals, Place 6

Vote For 1

	TOTAL	VOTE %		Election Day	Early Voting	Ballot By Mail	Provisional Ballots	Limited Ballots
REP Jesse F. McClure, III	781	49.81%	<div><div></div></div>	180	545	56	0	0
DEM Robert Johnson	787	50.19%	<div><div></div></div>	151	578	58	0	0
Total Votes Cast	1,568	100.00%	<div><div></div></div>	331	1,123	114	0	0
Overvotes	0			0	0	0	0	0
Undervotes	66			18	42	5	1	0
Contest Totals	1,634			349	1,165	119	1	0

Member, State Board of Education, District 12 CCD

Vote For 1

	TOTAL	VOTE %		Election Day	Early Voting	Ballot By Mail	Provisional Ballots	Limited Ballots
REP Pam Little	770	48.86%	<div><div></div></div>	171	540	59	0	0
DEM Alex Cornwallis	758	48.10%	<div><div></div></div>	148	555	55	0	0
LIB Christy Mowrey	45	2.86%	<div><div></div></div>	13	30	2	0	0
Write-In Totals	3	0.19%	<div><div></div></div>	2	0	1	0	0
Total Votes Cast	1,576	100.00%	<div><div></div></div>	334	1,125	117	0	0
Overvotes	0			0	0	0	0	0
Undervotes	58			15	40	2	1	0
Contest Totals	1,634			349	1,165	119	1	0

State Senator, District 8

Vote For 1

	TOTAL	VOTE %		Election Day	Early Voting	Ballot By Mail	Provisional Ballots	Limited Ballots
REP Angela Paxton	730	46.09%	<div><div></div></div>	172	506	52	0	0
DEM Jonathan Cocks	818	51.64%	<div><div></div></div>	154	599	65	0	0
LIB Edward Kless	36	2.27%	<div><div></div></div>	8	27	1	0	0
Total Votes Cast	1,584	100.00%	<div><div></div></div>	334	1,132	118	0	0
Overvotes	0			0	0	0	0	0
Undervotes	50			15	33	1	1	0
Contest Totals	1,634			349	1,165	119	1	0

State Representative, District 66

Vote For 1

	TOTAL	VOTE %		Election Day	Early Voting	Ballot By Mail	Provisional Ballots	Limited Ballots
REP Matt Shaheen	795	50.22%	<div><div></div></div>	181	555	59	0	0
DEM Jesse Ringness	788	49.78%	<div><div></div></div>	153	578	57	0	0
Total Votes Cast	1,583	100.00%	<div><div></div></div>	334	1,133	116	0	0
Overvotes	0			0	0	0	0	0
Undervotes	51			15	32	3	1	0
Contest Totals	1,634			349	1,165	119	1	0

PCT 124

Justice, 5th Court of Appeals District, Place 4

Vote For 1

	TOTAL	VOTE %		Election Day	Early Voting	Ballot By Mail	Provisional Ballots	Limited Ballots
REP Emily A. Miskel	776	49.84%	<div><div></div></div>	173	548	55	0	0
DEM Maricela Moore	781	50.16%	<div><div></div></div>	156	569	56	0	0
Total Votes Cast	1,557	100.00%	<div><div></div></div>	329	1,117	111	0	0
Overvotes	0			0	0	0	0	0
Undervotes	77			20	48	8	1	0
Contest Totals	1,634			349	1,165	119	1	0

Justice, 5th Court of Appeals District, Place 7

Vote For 1

	TOTAL	VOTE %		Election Day	Early Voting	Ballot By Mail	Provisional Ballots	Limited Ballots
REP Kristina Williams	771	49.58%	<div><div></div></div>	176	541	54	0	0
DEM Nancy Kennedy	784	50.42%	<div><div></div></div>	151	577	56	0	0
Total Votes Cast	1,555	100.00%	<div><div></div></div>	327	1,118	110	0	0
Overvotes	0			0	0	0	0	0
Undervotes	79			22	47	9	1	0
Contest Totals	1,634			349	1,165	119	1	0

County Judge CCD

Vote For 1

	TOTAL	VOTE %		Election Day	Early Voting	Ballot By Mail	Provisional Ballots	Limited Ballots
REP Chris Hill	767	49.01%	<div><div></div></div>	171	541	55	0	0
DEM Joshua Murray	798	50.99%	<div><div></div></div>	157	584	57	0	0
Total Votes Cast	1,565	100.00%	<div><div></div></div>	328	1,125	112	0	0
Overvotes	0			0	0	0	0	0
Undervotes	69			21	40	7	1	0
Contest Totals	1,634			349	1,165	119	1	0

District Clerk CCD

Vote For 1

	TOTAL	VOTE %		Election Day	Early Voting	Ballot By Mail	Provisional Ballots	Limited Ballots
REP Mike Gould	778	50.10%	<div><div></div></div>	177	547	54	0	0
DEM David Brignac	775	49.90%	<div><div></div></div>	149	570	56	0	0
Total Votes Cast	1,553	100.00%	<div><div></div></div>	326	1,117	110	0	0
Overvotes	0			0	0	0	0	0
Undervotes	81			23	48	9	1	0
Contest Totals	1,634			349	1,165	119	1	0

PCT 124

Justice of the Peace, Precinct 4

Vote For 1

	TOTAL	VOTE %		Election Day	Early Voting	Ballot By Mail	Provision al Ballots	Limited Ballots
REP Vincent Venegoni	781	50.35%	<div><div></div></div>	176	551	54	0	0
DEM Adam Kern	770	49.65%	<div><div></div></div>	152	563	55	0	0
Total Votes Cast	1,551	100.00%	<div><div></div></div>	328	1,114	109	0	0
Overvotes	0			0	0	0	0	0
Undervotes	83			21	51	10	1	0
Contest Totals	1,634			349	1,165	119	1	0

PCT 125

U. S. Representative, District 32

Vote For 1

	TOTAL	VOTE %		Election Day	Early Voting	Ballot By Mail	Provisional Ballots	Limited Ballots
REP Antonio Swad	1,143	43.56%	<div><div></div></div>	338	779	26	0	0
DEM Colin Allred	1,481	56.44%	<div><div></div></div>	464	970	47	0	0
Total Votes Cast	2,624	100.00%	<div><div></div></div>	802	1,749	73	0	0
Overvotes	0			0	0	0	0	0
Undervotes	50			23	27	0	0	0
Contest Totals	2,674			825	1,776	73	0	0

Governor

Vote For 1

	TOTAL	VOTE %		Election Day	Early Voting	Ballot By Mail	Provisional Ballots	Limited Ballots
REP Greg Abbott	1,136	42.63%	<div><div></div></div>	328	782	26	0	0
DEM Beto O'Rourke	1,489	55.87%	<div><div></div></div>	479	965	45	0	0
LIB Mark Tippetts	25	0.94%	<div><div></div></div>	8	15	2	0	0
GRN Delilah Barrios	10	0.38%	<div><div></div></div>	2	8	0	0	0
Write-In Totals	8	0.30%	<div><div></div></div>	2	6	0	0	0
Total Votes Cast	2,665	100.00%	<div><div></div></div>	818	1,774	73	0	0
Overvotes	0			0	0	0	0	0
Undervotes	9			7	2	0	0	0
Contest Totals	2,674			825	1,776	73	0	0

Lieutenant Governor

Vote For 1

	TOTAL	VOTE %		Election Day	Early Voting	Ballot By Mail	Provisional Ballots	Limited Ballots
REP Dan Patrick	1,088	41.29%	<div><div></div></div>	323	739	26	0	0
DEM Mike Collier	1,473	55.90%	<div><div></div></div>	457	971	45	0	0
LIB Shanna Steele	74	2.81%	<div><div></div></div>	28	45	1	0	0
Total Votes Cast	2,635	100.00%	<div><div></div></div>	808	1,755	72	0	0
Overvotes	0			0	0	0	0	0
Undervotes	39			17	21	1	0	0
Contest Totals	2,674			825	1,776	73	0	0

Attorney General

Vote For 1

	TOTAL	VOTE %		Election Day	Early Voting	Ballot By Mail	Provisional Ballots	Limited Ballots
REP Ken Paxton	1,072	40.78%	<div><div></div></div>	326	721	25	0	0
DEM Rochelle Mercedes Garza	1,455	55.34%	<div><div></div></div>	450	960	45	0	0
LIB Mark Ash	102	3.88%	<div><div></div></div>	30	70	2	0	0
Total Votes Cast	2,629	100.00%	<div><div></div></div>	806	1,751	72	0	0
Overvotes	0			0	0	0	0	0
Undervotes	45			19	25	1	0	0
Contest Totals	2,674			825	1,776	73	0	0

PCT 125

Comptroller of Public Accounts

Vote For 1

	TOTAL	VOTE %		Election Day	Early Voting	Ballot By Mail	Provisional Ballots	Limited Ballots
REP Glenn Hegar	1,195	45.89%	<div><div></div></div>	340	827	28	0	0
DEM Janet T. Dudding	1,349	51.80%	<div><div></div></div>	429	879	41	0	0
LIB V. Alonzo Echevarria-Garza	60	2.30%	<div><div></div></div>	25	33	2	0	0
Total Votes Cast	2,604	100.00%	<div><div></div></div>	794	1,739	71	0	0
Overvotes	0			0	0	0	0	0
Undervotes	70			31	37	2	0	0
Contest Totals	2,674			825	1,776	73	0	0

Commissioner of the General Land Office

Vote For 1

	TOTAL	VOTE %		Election Day	Early Voting	Ballot By Mail	Provisional Ballots	Limited Ballots
REP Dawn Buckingham	1,184	45.42%	<div><div></div></div>	345	816	23	0	0
DEM Jay Kleberg	1,372	52.63%	<div><div></div></div>	428	899	45	0	0
GRN Alfred Molison, Jr	49	1.88%	<div><div></div></div>	18	30	1	0	0
Write-In Totals	4	0.15%	<div><div></div></div>	2	2	0	0	0
Total Votes Cast	2,607	100.00%	<div><div></div></div>	792	1,746	69	0	0
Overvotes	0			0	0	0	0	0
Undervotes	67			33	30	4	0	0
Contest Totals	2,674			825	1,776	73	0	0

Commissioner of Agriculture

Vote For 1

	TOTAL	VOTE %		Election Day	Early Voting	Ballot By Mail	Provisional Ballots	Limited Ballots
REP Sid Miller	1,168	44.98%	<div><div></div></div>	342	801	25	0	0
DEM Susan Hays	1,429	55.02%	<div><div></div></div>	448	937	44	0	0
Total Votes Cast	2,597	100.00%	<div><div></div></div>	790	1,738	69	0	0
Overvotes	0			0	0	0	0	0
Undervotes	77			35	38	4	0	0
Contest Totals	2,674			825	1,776	73	0	0

Railroad Commissioner

Vote For 1

	TOTAL	VOTE %		Election Day	Early Voting	Ballot By Mail	Provisional Ballots	Limited Ballots
REP Wayne Christian	1,151	44.18%	<div><div></div></div>	336	790	25	0	0
DEM Luke Warford	1,351	51.86%	<div><div></div></div>	419	891	41	0	0
LIB Jaime Andres Diez	70	2.69%	<div><div></div></div>	22	46	2	0	0
GRN Hunter Wayne Crow	33	1.27%	<div><div></div></div>	14	18	1	0	0
Total Votes Cast	2,605	100.00%	<div><div></div></div>	791	1,745	69	0	0
Overvotes	0			0	0	0	0	0
Undervotes	69			34	31	4	0	0
Contest Totals	2,674			825	1,776	73	0	0

PCT 125

Justice, Supreme Court, Place 3

Vote For 1

	TOTAL	VOTE %		Election Day	Early Voting	Ballot By Mail	Provisional Ballots	Limited Ballots
REP Debra Lehrmann	1,185	45.21%	<div><div></div></div>	347	813	25	0	0
DEM Erin A. Nowell	1,383	52.77%	<div><div></div></div>	433	906	44	0	0
LIB Thomas Edward Oxford	53	2.02%	<div><div></div></div>	19	32	2	0	0
Total Votes Cast	2,621	100.00%	<div><div></div></div>	799	1,751	71	0	0
Overvotes	0			0	0	0	0	0
Undervotes	53			26	25	2	0	0
Contest Totals	2,674			825	1,776	73	0	0

Justice, Supreme Court, Place 5

Vote For 1

	TOTAL	VOTE %		Election Day	Early Voting	Ballot By Mail	Provisional Ballots	Limited Ballots
REP Rebeca Huddle	1,198	46.01%	<div><div></div></div>	344	824	30	0	0
DEM Amanda Reichel	1,406	53.99%	<div><div></div></div>	448	917	41	0	0
Total Votes Cast	2,604	100.00%	<div><div></div></div>	792	1,741	71	0	0
Overvotes	0			0	0	0	0	0
Undervotes	70			33	35	2	0	0
Contest Totals	2,674			825	1,776	73	0	0

Justice, Supreme Court, Place 9

Vote For 1

	TOTAL	VOTE %		Election Day	Early Voting	Ballot By Mail	Provisional Ballots	Limited Ballots
REP Evan Young	1,184	45.52%	<div><div></div></div>	344	811	29	0	0
DEM Julia Maldonado	1,417	54.48%	<div><div></div></div>	446	929	42	0	0
Total Votes Cast	2,601	100.00%	<div><div></div></div>	790	1,740	71	0	0
Overvotes	0			0	0	0	0	0
Undervotes	73			35	36	2	0	0
Contest Totals	2,674			825	1,776	73	0	0

Judge, Court of Criminal Appeals, Place 5

Vote For 1

	TOTAL	VOTE %		Election Day	Early Voting	Ballot By Mail	Provisional Ballots	Limited Ballots
REP Scott Walker	1,178	45.41%	<div><div></div></div>	341	810	27	0	0
DEM Dana Huffman	1,416	54.59%	<div><div></div></div>	447	927	42	0	0
Total Votes Cast	2,594	100.00%	<div><div></div></div>	788	1,737	69	0	0
Overvotes	0			0	0	0	0	0
Undervotes	80			37	39	4	0	0
Contest Totals	2,674			825	1,776	73	0	0

PCT 125

Judge, Court of Criminal Appeals, Place 6

Vote For 1

	TOTAL	VOTE %		Election Day	Early Voting	Ballot By Mail	Provisional Ballots	Limited Ballots
REP Jesse F. McClure, III	1,183	45.73%	<div><div></div></div>	336	819	28	0	0
DEM Robert Johnson	1,404	54.27%	<div><div></div></div>	448	915	41	0	0
Total Votes Cast	2,587	100.00%	<div><div></div></div>	784	1,734	69	0	0
Overvotes	0			0	0	0	0	0
Undervotes	87			41	42	4	0	0
Contest Totals	2,674			825	1,776	73	0	0

Member, State Board of Education, District 12 CCD

Vote For 1

	TOTAL	VOTE %		Election Day	Early Voting	Ballot By Mail	Provisional Ballots	Limited Ballots
REP Pam Little	1,145	44.19%	<div><div></div></div>	324	792	29	0	0
DEM Alex Cornwallis	1,355	52.30%	<div><div></div></div>	425	890	40	0	0
LIB Christy Mowrey	89	3.44%	<div><div></div></div>	39	49	1	0	0
Write-In Totals	4	0.15%	<div><div></div></div>	4	0	0	0	0
Total Votes Cast	2,591	100.00%	<div><div></div></div>	790	1,731	70	0	0
Overvotes	0			0	0	0	0	0
Undervotes	83			35	45	3	0	0
Contest Totals	2,674			825	1,776	73	0	0

State Senator, District 2

Vote For 1

	TOTAL	VOTE %		Election Day	Early Voting	Ballot By Mail	Provisional Ballots	Limited Ballots
REP Bob Hall	1,195	46.25%	<div><div></div></div>	351	815	29	0	0
DEM Prince S. Giadolor	1,389	53.75%	<div><div></div></div>	435	912	42	0	0
Total Votes Cast	2,584	100.00%	<div><div></div></div>	786	1,727	71	0	0
Overvotes	0			0	0	0	0	0
Undervotes	90			39	49	2	0	0
Contest Totals	2,674			825	1,776	73	0	0

State Representative, District 33

Vote For 1

	TOTAL	VOTE %		Election Day	Early Voting	Ballot By Mail	Provisional Ballots	Limited Ballots
REP Justin Holland	1,186	45.88%	<div><div></div></div>	347	811	28	0	0
DEM Graeson Lynskey	1,399	54.12%	<div><div></div></div>	438	919	42	0	0
Total Votes Cast	2,585	100.00%	<div><div></div></div>	785	1,730	70	0	0
Overvotes	0			0	0	0	0	0
Undervotes	89			40	46	3	0	0
Contest Totals	2,674			825	1,776	73	0	0

PCT 125

Justice, 5th Court of Appeals District, Place 4

Vote For 1

	TOTAL	VOTE %		Election Day	Early Voting	Ballot By Mail	Provisional Ballots	Limited Ballots
REP Emily A. Miskel	1,192	46.20%	<div><div></div></div>	342	824	26	0	0
DEM Maricela Moore	1,388	53.80%	<div><div></div></div>	438	908	42	0	0
Total Votes Cast	2,580	100.00%	<div><div></div></div>	780	1,732	68	0	0
Overvotes	0			0	0	0	0	0
Undervotes	94			45	44	5	0	0
Contest Totals	2,674			825	1,776	73	0	0

Justice, 5th Court of Appeals District, Place 7

Vote For 1

	TOTAL	VOTE %		Election Day	Early Voting	Ballot By Mail	Provisional Ballots	Limited Ballots
REP Kristina Williams	1,153	44.71%	<div><div></div></div>	329	799	25	0	0
DEM Nancy Kennedy	1,426	55.29%	<div><div></div></div>	450	933	43	0	0
Total Votes Cast	2,579	100.00%	<div><div></div></div>	779	1,732	68	0	0
Overvotes	0			0	0	0	0	0
Undervotes	95			46	44	5	0	0
Contest Totals	2,674			825	1,776	73	0	0

County Judge CCD

Vote For 1

	TOTAL	VOTE %		Election Day	Early Voting	Ballot By Mail	Provisional Ballots	Limited Ballots
REP Chris Hill	1,185	45.66%	<div><div></div></div>	344	813	28	0	0
DEM Joshua Murray	1,410	54.34%	<div><div></div></div>	445	923	42	0	0
Total Votes Cast	2,595	100.00%	<div><div></div></div>	789	1,736	70	0	0
Overvotes	0			0	0	0	0	0
Undervotes	79			36	40	3	0	0
Contest Totals	2,674			825	1,776	73	0	0

District Clerk CCD

Vote For 1

	TOTAL	VOTE %		Election Day	Early Voting	Ballot By Mail	Provisional Ballots	Limited Ballots
REP Mike Gould	1,189	46.26%	<div><div></div></div>	348	812	29	0	0
DEM David Brignac	1,381	53.74%	<div><div></div></div>	430	911	40	0	0
Total Votes Cast	2,570	100.00%	<div><div></div></div>	778	1,723	69	0	0
Overvotes	0			0	0	0	0	0
Undervotes	104			47	53	4	0	0
Contest Totals	2,674			825	1,776	73	0	0

PCT 125

Justice of the Peace, Precinct 2

Vote For 1

	TOTAL	VOTE %		Election Day	Early Voting	Ballot By Mail	Provision al Ballots	Limited Ballots
REP Ellen Skinner	1,179	45.77%	<div><div></div></div>	338	811	30	0	0
DEM Jennifer McKenzie	1,397	54.23%	<div><div></div></div>	444	915	38	0	0
Total Votes Cast	2,576	100.00%	<div><div></div></div>	782	1,726	68	0	0
Overvotes	0			0	0	0	0	0
Undervotes	98			43	50	5	0	0
Contest Totals	2,674			825	1,776	73	0	0

PCT 126

U. S. Representative District 3

Vote For 1

	TOTAL	VOTE %		Election Day	Early Voting	Ballot By Mail	Provisional Ballots	Limited Ballots
REP Keith Self	1,301	52.46%	<div><div></div></div>	318	947	35	1	0
DEM Sandeep Srivastava	1,115	44.96%	<div><div></div></div>	211	860	43	1	0
LIB Christopher Claytor	64	2.58%	<div><div></div></div>	22	40	2	0	0
Total Votes Cast	2,480	100.00%	<div><div></div></div>	551	1,847	80	2	0
Overvotes	0			0	0	0	0	0
Undervotes	41			19	19	3	0	0
Contest Totals	2,521			570	1,866	83	2	0

Governor

Vote For 1

	TOTAL	VOTE %		Election Day	Early Voting	Ballot By Mail	Provisional Ballots	Limited Ballots
REP Greg Abbott	1,279	50.83%	<div><div></div></div>	308	934	36	1	0
DEM Beto O'Rourke	1,212	48.17%	<div><div></div></div>	253	911	47	1	0
LIB Mark Tippetts	18	0.72%	<div><div></div></div>	6	12	0	0	0
GRN Delilah Barrios	7	0.28%	<div><div></div></div>	2	5	0	0	0
Write-In Totals	0	0.00%	<div><div></div></div>	0	0	0	0	0
Total Votes Cast	2,516	100.00%	<div><div></div></div>	569	1,862	83	2	0
Overvotes	0			0	0	0	0	0
Undervotes	5			1	4	0	0	0
Contest Totals	2,521			570	1,866	83	2	0

Lieutenant Governor

Vote For 1

	TOTAL	VOTE %		Election Day	Early Voting	Ballot By Mail	Provisional Ballots	Limited Ballots
REP Dan Patrick	1,240	49.70%	<div><div></div></div>	299	905	35	1	0
DEM Mike Collier	1,197	47.98%	<div><div></div></div>	236	914	46	1	0
LIB Shanna Steele	58	2.32%	<div><div></div></div>	22	36	0	0	0
Total Votes Cast	2,495	100.00%	<div><div></div></div>	557	1,855	81	2	0
Overvotes	0			0	0	0	0	0
Undervotes	26			13	11	2	0	0
Contest Totals	2,521			570	1,866	83	2	0

Attorney General

Vote For 1

	TOTAL	VOTE %		Election Day	Early Voting	Ballot By Mail	Provisional Ballots	Limited Ballots
REP Ken Paxton	1,190	48.10%	<div><div></div></div>	288	869	32	1	0
DEM Rochelle Mercedes Garza	1,187	47.98%	<div><div></div></div>	243	896	47	1	0
LIB Mark Ash	97	3.92%	<div><div></div></div>	22	75	0	0	0
Total Votes Cast	2,474	100.00%	<div><div></div></div>	553	1,840	79	2	0
Overvotes	0			0	0	0	0	0
Undervotes	47			17	26	4	0	0
Contest Totals	2,521			570	1,866	83	2	0

PCT 126

Comptroller of Public Accounts

Vote For 1

	TOTAL	VOTE %		Election Day	Early Voting	Ballot By Mail	Provisional Ballots	Limited Ballots
REP Glenn Hegar	1,321	53.63%	<div><div></div></div>	320	960	40	1	0
DEM Janet T. Dudding	1,090	44.26%	<div><div></div></div>	206	843	40	1	0
LIB V. Alonzo Echevarria-Garza	52	2.11%	<div><div></div></div>	18	34	0	0	0
Total Votes Cast	2,463	100.00%	<div><div></div></div>	544	1,837	80	2	0
Overvotes	0			0	0	0	0	0
Undervotes	58			26	29	3	0	0
Contest Totals	2,521			570	1,866	83	2	0

Commissioner of the General Land Office

Vote For 1

	TOTAL	VOTE %		Election Day	Early Voting	Ballot By Mail	Provisional Ballots	Limited Ballots
REP Dawn Buckingham	1,314	53.37%	<div><div></div></div>	321	956	36	1	0
DEM Jay Kleberg	1,115	45.29%	<div><div></div></div>	217	854	43	1	0
GRN Alfred Molison, Jr	32	1.30%	<div><div></div></div>	8	24	0	0	0
Write-In Totals	1	0.04%	<div><div></div></div>	0	1	0	0	0
Total Votes Cast	2,462	100.00%	<div><div></div></div>	546	1,835	79	2	0
Overvotes	1			0	0	1	0	0
Undervotes	58			24	31	3	0	0
Contest Totals	2,521			570	1,866	83	2	0

Commissioner of Agriculture

Vote For 1

	TOTAL	VOTE %		Election Day	Early Voting	Ballot By Mail	Provisional Ballots	Limited Ballots
REP Sid Miller	1,315	53.46%	<div><div></div></div>	317	959	38	1	0
DEM Susan Hays	1,145	46.54%	<div><div></div></div>	225	876	43	1	0
Total Votes Cast	2,460	100.00%	<div><div></div></div>	542	1,835	81	2	0
Overvotes	0			0	0	0	0	0
Undervotes	61			28	31	2	0	0
Contest Totals	2,521			570	1,866	83	2	0

Railroad Commissioner

Vote For 1

	TOTAL	VOTE %		Election Day	Early Voting	Ballot By Mail	Provisional Ballots	Limited Ballots
REP Wayne Christian	1,297	52.64%	<div><div></div></div>	319	940	37	1	0
DEM Luke Warford	1,077	43.71%	<div><div></div></div>	205	829	42	1	0
LIB Jaime Andres Diez	63	2.56%	<div><div></div></div>	14	47	2	0	0
GRN Hunter Wayne Crow	27	1.10%	<div><div></div></div>	6	21	0	0	0
Total Votes Cast	2,464	100.00%	<div><div></div></div>	544	1,837	81	2	0
Overvotes	0			0	0	0	0	0
Undervotes	57			26	29	2	0	0
Contest Totals	2,521			570	1,866	83	2	0

PCT 126

Justice, Supreme Court, Place 3

Vote For 1

	TOTAL	VOTE %		Election Day	Early Voting	Ballot By Mail	Provisional Ballots	Limited Ballots
REP Debra Lehrmann	1,289	52.14%	<div><div></div></div>	306	946	36	1	0
DEM Erin A. Nowell	1,134	45.87%	<div><div></div></div>	228	860	45	1	0
LIB Thomas Edward Oxford	49	1.98%	<div><div></div></div>	17	32	0	0	0
Total Votes Cast	2,472	100.00%	<div><div></div></div>	551	1,838	81	2	0
Overvotes	0			0	0	0	0	0
Undervotes	49			19	28	2	0	0
Contest Totals	2,521			570	1,866	83	2	0

Justice, Supreme Court, Place 5

Vote For 1

	TOTAL	VOTE %		Election Day	Early Voting	Ballot By Mail	Provisional Ballots	Limited Ballots
REP Rebeca Huddle	1,305	53.14%	<div><div></div></div>	312	956	36	1	0
DEM Amanda Reichel	1,151	46.86%	<div><div></div></div>	234	874	42	1	0
Total Votes Cast	2,456	100.00%	<div><div></div></div>	546	1,830	78	2	0
Overvotes	0			0	0	0	0	0
Undervotes	65			24	36	5	0	0
Contest Totals	2,521			570	1,866	83	2	0

Justice, Supreme Court, Place 9

Vote For 1

	TOTAL	VOTE %		Election Day	Early Voting	Ballot By Mail	Provisional Ballots	Limited Ballots
REP Evan Young	1,297	52.66%	<div><div></div></div>	316	945	35	1	0
DEM Julia Maldonado	1,166	47.34%	<div><div></div></div>	231	889	45	1	0
Total Votes Cast	2,463	100.00%	<div><div></div></div>	547	1,834	80	2	0
Overvotes	0			0	0	0	0	0
Undervotes	58			23	32	3	0	0
Contest Totals	2,521			570	1,866	83	2	0

Judge, Court of Criminal Appeals, Place 5

Vote For 1

	TOTAL	VOTE %		Election Day	Early Voting	Ballot By Mail	Provisional Ballots	Limited Ballots
REP Scott Walker	1,304	53.03%	<div><div></div></div>	314	952	37	1	0
DEM Dana Huffman	1,155	46.97%	<div><div></div></div>	231	880	43	1	0
Total Votes Cast	2,459	100.00%	<div><div></div></div>	545	1,832	80	2	0
Overvotes	0			0	0	0	0	0
Undervotes	62			25	34	3	0	0
Contest Totals	2,521			570	1,866	83	2	0

PCT 126

Judge, Court of Criminal Appeals, Place 6

Vote For 1

	TOTAL	VOTE %		Election Day	Early Voting	Ballot By Mail	Provisional Ballots	Limited Ballots
REP Jesse F. McClure, III	1,305	53.11%	<div><div></div></div>	314	953	37	1	0
DEM Robert Johnson	1,152	46.89%	<div><div></div></div>	231	877	43	1	0
Total Votes Cast	2,457	100.00%	<div><div></div></div>	545	1,830	80	2	0
Overvotes	0			0	0	0	0	0
Undervotes	64			25	36	3	0	0
Contest Totals	2,521			570	1,866	83	2	0

Member, State Board of Education, District 12 CCD

Vote For 1

	TOTAL	VOTE %		Election Day	Early Voting	Ballot By Mail	Provisional Ballots	Limited Ballots
REP Pam Little	1,268	51.44%	<div><div></div></div>	308	923	36	1	0
DEM Alex Cornwallis	1,115	45.23%	<div><div></div></div>	219	852	43	1	0
LIB Christy Mowrey	80	3.25%	<div><div></div></div>	19	59	2	0	0
Write-In Totals	2	0.08%	<div><div></div></div>	0	2	0	0	0
Total Votes Cast	2,465	100.00%	<div><div></div></div>	546	1,836	81	2	0
Overvotes	0			0	0	0	0	0
Undervotes	56			24	30	2	0	0
Contest Totals	2,521			570	1,866	83	2	0

State Senator, District 8

Vote For 1

	TOTAL	VOTE %		Election Day	Early Voting	Ballot By Mail	Provisional Ballots	Limited Ballots
REP Angela Paxton	1,227	49.86%	<div><div></div></div>	303	892	31	1	0
DEM Jonathan Cocks	1,158	47.05%	<div><div></div></div>	223	888	46	1	0
LIB Edward Kless	76	3.09%	<div><div></div></div>	21	54	1	0	0
Total Votes Cast	2,461	100.00%	<div><div></div></div>	547	1,834	78	2	0
Overvotes	0			0	0	0	0	0
Undervotes	60			23	32	5	0	0
Contest Totals	2,521			570	1,866	83	2	0

State Representative, District 61

Vote For 1

	TOTAL	VOTE %		Election Day	Early Voting	Ballot By Mail	Provisional Ballots	Limited Ballots
REP Frederick Frazier	1,287	52.57%	<div><div></div></div>	313	936	37	1	0
DEM Sheena King	1,161	47.43%	<div><div></div></div>	227	890	43	1	0
Total Votes Cast	2,448	100.00%	<div><div></div></div>	540	1,826	80	2	0
Overvotes	0			0	0	0	0	0
Undervotes	73			30	40	3	0	0
Contest Totals	2,521			570	1,866	83	2	0

PCT 126

Justice, 5th Court of Appeals District, Place 4

Vote For 1

	TOTAL	VOTE %		Election Day	Early Voting	Ballot By Mail	Provisional Ballots	Limited Ballots
REP Emily A. Miskel	1,310	53.49%	<div><div></div></div>	318	954	37	1	0
DEM Maricela Moore	1,139	46.51%	<div><div></div></div>	225	870	43	1	0
Total Votes Cast	2,449	100.00%	<div><div></div></div>	543	1,824	80	2	0
Overvotes	0			0	0	0	0	0
Undervotes	72			27	42	3	0	0
Contest Totals	2,521			570	1,866	83	2	0

Justice, 5th Court of Appeals District, Place 7

Vote For 1

	TOTAL	VOTE %		Election Day	Early Voting	Ballot By Mail	Provisional Ballots	Limited Ballots
REP Kristina Williams	1,297	52.94%	<div><div></div></div>	312	947	37	1	0
DEM Nancy Kennedy	1,153	47.06%	<div><div></div></div>	231	878	43	1	0
Total Votes Cast	2,450	100.00%	<div><div></div></div>	543	1,825	80	2	0
Overvotes	0			0	0	0	0	0
Undervotes	71			27	41	3	0	0
Contest Totals	2,521			570	1,866	83	2	0

County Judge CCD

Vote For 1

	TOTAL	VOTE %		Election Day	Early Voting	Ballot By Mail	Provisional Ballots	Limited Ballots
REP Chris Hill	1,314	53.31%	<div><div></div></div>	313	963	37	1	0
DEM Joshua Murray	1,151	46.69%	<div><div></div></div>	236	871	43	1	0
Total Votes Cast	2,465	100.00%	<div><div></div></div>	549	1,834	80	2	0
Overvotes	0			0	0	0	0	0
Undervotes	56			21	32	3	0	0
Contest Totals	2,521			570	1,866	83	2	0

District Clerk CCD

Vote For 1

	TOTAL	VOTE %		Election Day	Early Voting	Ballot By Mail	Provisional Ballots	Limited Ballots
REP Mike Gould	1,319	53.88%	<div><div></div></div>	321	958	39	1	0
DEM David Brignac	1,129	46.12%	<div><div></div></div>	221	867	40	1	0
Total Votes Cast	2,448	100.00%	<div><div></div></div>	542	1,825	79	2	0
Overvotes	0			0	0	0	0	0
Undervotes	73			28	41	4	0	0
Contest Totals	2,521			570	1,866	83	2	0

PCT 127

U. S. Representative District 3

Vote For 1

	TOTAL	VOTE %		Election Day	Early Voting	Ballot By Mail	Provisional Ballots	Limited Ballots
REP Keith Self	942	50.16%	<div><div></div></div>	271	655	15	1	0
DEM Sandeep Srivastava	875	46.59%	<div><div></div></div>	239	591	44	1	0
LIB Christopher Claytor	61	3.25%	<div><div></div></div>	26	34	1	0	0
Total Votes Cast	1,878	100.00%	<div><div></div></div>	536	1,280	60	2	0
Overvotes	0			0	0	0	0	0
Undervotes	34			15	17	2	0	0
Contest Totals	1,912			551	1,297	62	2	0

Governor

Vote For 1

	TOTAL	VOTE %		Election Day	Early Voting	Ballot By Mail	Provisional Ballots	Limited Ballots
REP Greg Abbott	928	48.66%	<div><div></div></div>	260	654	13	1	0
DEM Beto O'Rourke	962	50.45%	<div><div></div></div>	278	635	48	1	0
LIB Mark Tippetts	13	0.68%	<div><div></div></div>	8	4	1	0	0
GRN Delilah Barrios	2	0.10%	<div><div></div></div>	1	1	0	0	0
Write-In Totals	2	0.10%	<div><div></div></div>	1	1	0	0	0
Total Votes Cast	1,907	100.00%	<div><div></div></div>	548	1,295	62	2	0
Overvotes	0			0	0	0	0	0
Undervotes	5			3	2	0	0	0
Contest Totals	1,912			551	1,297	62	2	0

Lieutenant Governor

Vote For 1

	TOTAL	VOTE %		Election Day	Early Voting	Ballot By Mail	Provisional Ballots	Limited Ballots
REP Dan Patrick	904	47.91%	<div><div></div></div>	259	633	11	1	0
DEM Mike Collier	939	49.76%	<div><div></div></div>	261	627	50	1	0
LIB Shanna Steele	44	2.33%	<div><div></div></div>	17	26	1	0	0
Total Votes Cast	1,887	100.00%	<div><div></div></div>	537	1,286	62	2	0
Overvotes	0			0	0	0	0	0
Undervotes	25			14	11	0	0	0
Contest Totals	1,912			551	1,297	62	2	0

Attorney General

Vote For 1

	TOTAL	VOTE %		Election Day	Early Voting	Ballot By Mail	Provisional Ballots	Limited Ballots
REP Ken Paxton	887	47.23%	<div><div></div></div>	256	619	10	2	0
DEM Rochelle Mercedes Garza	927	49.36%	<div><div></div></div>	256	621	50	0	0
LIB Mark Ash	64	3.41%	<div><div></div></div>	21	43	0	0	0
Total Votes Cast	1,878	100.00%	<div><div></div></div>	533	1,283	60	2	0
Overvotes	0			0	0	0	0	0
Undervotes	34			18	14	2	0	0
Contest Totals	1,912			551	1,297	62	2	0

PCT 127

Comptroller of Public Accounts

Vote For 1

	TOTAL	VOTE %		Election Day	Early Voting	Ballot By Mail	Provisional Ballots	Limited Ballots
REP Glenn Hegar	952	51.35%	<div><div></div></div>	276	663	12	1	0
DEM Janet T. Dudding	864	46.60%	<div><div></div></div>	237	581	46	0	0
LIB V. Alonzo Echevarria-Garza	38	2.05%	<div><div></div></div>	16	21	1	0	0
Total Votes Cast	1,854	100.00%	<div><div></div></div>	529	1,265	59	1	0
Overvotes	0			0	0	0	0	0
Undervotes	58			22	32	3	1	0
Contest Totals	1,912			551	1,297	62	2	0

Commissioner of the General Land Office

Vote For 1

	TOTAL	VOTE %		Election Day	Early Voting	Ballot By Mail	Provisional Ballots	Limited Ballots
REP Dawn Buckingham	966	51.96%	<div><div></div></div>	280	671	14	1	0
DEM Jay Kleberg	865	46.53%	<div><div></div></div>	236	584	45	0	0
GRN Alfred Molison, Jr	25	1.34%	<div><div></div></div>	8	16	1	0	0
Write-In Totals	3	0.16%	<div><div></div></div>	2	1	0	0	0
Total Votes Cast	1,859	100.00%	<div><div></div></div>	526	1,272	60	1	0
Overvotes	0			0	0	0	0	0
Undervotes	53			25	25	2	1	0
Contest Totals	1,912			551	1,297	62	2	0

Commissioner of Agriculture

Vote For 1

	TOTAL	VOTE %		Election Day	Early Voting	Ballot By Mail	Provisional Ballots	Limited Ballots
REP Sid Miller	961	51.75%	<div><div></div></div>	279	668	13	1	0
DEM Susan Hays	896	48.25%	<div><div></div></div>	246	603	47	0	0
Total Votes Cast	1,857	100.00%	<div><div></div></div>	525	1,271	60	1	0
Overvotes	0			0	0	0	0	0
Undervotes	55			26	26	2	1	0
Contest Totals	1,912			551	1,297	62	2	0

Railroad Commissioner

Vote For 1

	TOTAL	VOTE %		Election Day	Early Voting	Ballot By Mail	Provisional Ballots	Limited Ballots
REP Wayne Christian	948	50.94%	<div><div></div></div>	275	660	12	1	0
DEM Luke Warford	849	45.62%	<div><div></div></div>	231	573	45	0	0
LIB Jaime Andres Diez	41	2.20%	<div><div></div></div>	13	26	2	0	0
GRN Hunter Wayne Crow	23	1.24%	<div><div></div></div>	8	15	0	0	0
Total Votes Cast	1,861	100.00%	<div><div></div></div>	527	1,274	59	1	0
Overvotes	0			0	0	0	0	0
Undervotes	51			24	23	3	1	0
Contest Totals	1,912			551	1,297	62	2	0

PCT 127

Justice, Supreme Court, Place 3

Vote For 1

	TOTAL	VOTE %		Election Day	Early Voting	Ballot By Mail	Provisional Ballots	Limited Ballots
REP Debra Lehrmann	943	50.73%	<div><div></div></div>	272	656	14	1	0
DEM Erin A. Nowell	882	47.44%	<div><div></div></div>	241	596	45	0	0
LIB Thomas Edward Oxford	34	1.83%	<div><div></div></div>	15	17	2	0	0
Total Votes Cast	1,859	100.00%	<div><div></div></div>	528	1,269	61	1	0
Overvotes	0			0	0	0	0	0
Undervotes	53			23	28	1	1	0
Contest Totals	1,912			551	1,297	62	2	0

Justice, Supreme Court, Place 5

Vote For 1

	TOTAL	VOTE %		Election Day	Early Voting	Ballot By Mail	Provisional Ballots	Limited Ballots
REP Rebeca Huddle	946	51.16%	<div><div></div></div>	271	661	13	1	0
DEM Amanda Reichel	903	48.84%	<div><div></div></div>	254	605	44	0	0
Total Votes Cast	1,849	100.00%	<div><div></div></div>	525	1,266	57	1	0
Overvotes	0			0	0	0	0	0
Undervotes	63			26	31	5	1	0
Contest Totals	1,912			551	1,297	62	2	0

Justice, Supreme Court, Place 9

Vote For 1

	TOTAL	VOTE %		Election Day	Early Voting	Ballot By Mail	Provisional Ballots	Limited Ballots
REP Evan Young	951	51.29%	<div><div></div></div>	270	664	16	1	0
DEM Julia Maldonado	903	48.71%	<div><div></div></div>	254	605	44	0	0
Total Votes Cast	1,854	100.00%	<div><div></div></div>	524	1,269	60	1	0
Overvotes	0			0	0	0	0	0
Undervotes	58			27	28	2	1	0
Contest Totals	1,912			551	1,297	62	2	0

Judge, Court of Criminal Appeals, Place 5

Vote For 1

	TOTAL	VOTE %		Election Day	Early Voting	Ballot By Mail	Provisional Ballots	Limited Ballots
REP Scott Walker	946	51.33%	<div><div></div></div>	277	655	13	1	0
DEM Dana Huffman	897	48.67%	<div><div></div></div>	248	603	46	0	0
Total Votes Cast	1,843	100.00%	<div><div></div></div>	525	1,258	59	1	0
Overvotes	0			0	0	0	0	0
Undervotes	69			26	39	3	1	0
Contest Totals	1,912			551	1,297	62	2	0

PCT 127

Judge, Court of Criminal Appeals, Place 6

Vote For 1

	TOTAL	VOTE %		Election Day	Early Voting	Ballot By Mail	Provisional Ballots	Limited Ballots
REP Jesse F. McClure, III	949	51.77%	<div><div></div></div>	275	662	11	1	0
DEM Robert Johnson	884	48.23%	<div><div></div></div>	244	594	46	0	0
Total Votes Cast	1,833	100.00%	<div><div></div></div>	519	1,256	57	1	0
Overvotes	0			0	0	0	0	0
Undervotes	79			32	41	5	1	0
Contest Totals	1,912			551	1,297	62	2	0

Member, State Board of Education, District 12 CCD

Vote For 1

	TOTAL	VOTE %		Election Day	Early Voting	Ballot By Mail	Provisional Ballots	Limited Ballots
REP Pam Little	932	50.41%	<div><div></div></div>	263	656	12	1	0
DEM Alex Cornwallis	869	47.00%	<div><div></div></div>	236	587	46	0	0
LIB Christy Mowrey	47	2.54%	<div><div></div></div>	22	24	1	0	0
Write-In Totals	1	0.05%	<div><div></div></div>	0	1	0	0	0
Total Votes Cast	1,849	100.00%	<div><div></div></div>	521	1,268	59	1	0
Overvotes	0			0	0	0	0	0
Undervotes	63			30	29	3	1	0
Contest Totals	1,912			551	1,297	62	2	0

State Representative, District 66

Vote For 1

	TOTAL	VOTE %		Election Day	Early Voting	Ballot By Mail	Provisional Ballots	Limited Ballots
REP Matt Shaheen	947	51.38%	<div><div></div></div>	272	658	16	1	0
DEM Jesse Ringness	896	48.62%	<div><div></div></div>	250	603	43	0	0
Total Votes Cast	1,843	100.00%	<div><div></div></div>	522	1,261	59	1	0
Overvotes	0			0	0	0	0	0
Undervotes	69			29	36	3	1	0
Contest Totals	1,912			551	1,297	62	2	0

Justice, 5th Court of Appeals District, Place 4

Vote For 1

	TOTAL	VOTE %		Election Day	Early Voting	Ballot By Mail	Provisional Ballots	Limited Ballots
REP Emily A. Miskel	949	51.77%	<div><div></div></div>	273	662	13	1	0
DEM Maricela Moore	884	48.23%	<div><div></div></div>	247	592	45	0	0
Total Votes Cast	1,833	100.00%	<div><div></div></div>	520	1,254	58	1	0
Overvotes	0			0	0	0	0	0
Undervotes	79			31	43	4	1	0
Contest Totals	1,912			551	1,297	62	2	0

PCT 127

Justice, 5th Court of Appeals District, Place 7

Vote For 1

	TOTAL	VOTE %		Election Day	Early Voting	Ballot By Mail	Provisional Ballots	Limited Ballots
REP Kristina Williams	947	51.72%	<div><div></div></div>	273	660	13	1	0
DEM Nancy Kennedy	884	48.28%	<div><div></div></div>	246	595	43	0	0
Total Votes Cast	1,831	100.00%	<div><div></div></div>	519	1,255	56	1	0
Overvotes	0			0	0	0	0	0
Undervotes	81			32	42	6	1	0
Contest Totals	1,912			551	1,297	62	2	0

County Judge CCD

Vote For 1

	TOTAL	VOTE %		Election Day	Early Voting	Ballot By Mail	Provisional Ballots	Limited Ballots
REP Chris Hill	952	51.49%	<div><div></div></div>	276	662	13	1	0
DEM Joshua Murray	897	48.51%	<div><div></div></div>	250	601	46	0	0
Total Votes Cast	1,849	100.00%	<div><div></div></div>	526	1,263	59	1	0
Overvotes	0			0	0	0	0	0
Undervotes	63			25	34	3	1	0
Contest Totals	1,912			551	1,297	62	2	0

District Clerk CCD

Vote For 1

	TOTAL	VOTE %		Election Day	Early Voting	Ballot By Mail	Provisional Ballots	Limited Ballots
REP Mike Gould	960	52.34%	<div><div></div></div>	279	668	12	1	0
DEM David Brignac	874	47.66%	<div><div></div></div>	241	588	45	0	0
Total Votes Cast	1,834	100.00%	<div><div></div></div>	520	1,256	57	1	0
Overvotes	0			0	0	0	0	0
Undervotes	78			31	41	5	1	0
Contest Totals	1,912			551	1,297	62	2	0

Justice of the Peace, Precinct 4

Vote For 1

	TOTAL	VOTE %		Election Day	Early Voting	Ballot By Mail	Provisional Ballots	Limited Ballots
REP Vincent Venegoni	944	51.56%	<div><div></div></div>	275	657	11	1	0
DEM Adam Kern	887	48.44%	<div><div></div></div>	245	597	45	0	0
Total Votes Cast	1,831	100.00%	<div><div></div></div>	520	1,254	56	1	0
Overvotes	0			0	0	0	0	0
Undervotes	81			31	43	6	1	0
Contest Totals	1,912			551	1,297	62	2	0

PCT 128

U. S. Representative District 3

Vote For 1

	TOTAL	VOTE %		Election Day	Early Voting	Ballot By Mail	Provisional Ballots	Limited Ballots
REP Keith Self	1,460	74.00%	<div><div></div></div>	390	1,039	29	2	0
DEM Sandeep Srivastava	462	23.42%	<div><div></div></div>	104	336	22	0	0
LIB Christopher Claytor	51	2.58%	<div><div></div></div>	15	33	3	0	0
Total Votes Cast	1,973	100.00%	<div><div></div></div>	509	1,408	54	2	0
Overvotes	0			0	0	0	0	0
Undervotes	26			10	15	1	0	0
Contest Totals	1,999			519	1,423	55	2	0

Governor

Vote For 1

	TOTAL	VOTE %		Election Day	Early Voting	Ballot By Mail	Provisional Ballots	Limited Ballots
REP Greg Abbott	1,445	72.54%	<div><div></div></div>	380	1,035	28	2	0
DEM Beto O'Rourke	514	25.80%	<div><div></div></div>	125	363	26	0	0
LIB Mark Tippetts	26	1.31%	<div><div></div></div>	9	16	1	0	0
GRN Delilah Barrios	5	0.25%	<div><div></div></div>	1	4	0	0	0
Write-In Totals	2	0.10%	<div><div></div></div>	0	2	0	0	0
Total Votes Cast	1,992	100.00%	<div><div></div></div>	515	1,420	55	2	0
Overvotes	0			0	0	0	0	0
Undervotes	7			4	3	0	0	0
Contest Totals	1,999			519	1,423	55	2	0

Lieutenant Governor

Vote For 1

	TOTAL	VOTE %		Election Day	Early Voting	Ballot By Mail	Provisional Ballots	Limited Ballots
REP Dan Patrick	1,374	69.60%	<div><div></div></div>	365	981	26	2	0
DEM Mike Collier	555	28.12%	<div><div></div></div>	133	395	27	0	0
LIB Shanna Steele	45	2.28%	<div><div></div></div>	14	29	2	0	0
Total Votes Cast	1,974	100.00%	<div><div></div></div>	512	1,405	55	2	0
Overvotes	0			0	0	0	0	0
Undervotes	25			7	18	0	0	0
Contest Totals	1,999			519	1,423	55	2	0

Attorney General

Vote For 1

	TOTAL	VOTE %		Election Day	Early Voting	Ballot By Mail	Provisional Ballots	Limited Ballots
REP Ken Paxton	1,345	68.76%	<div><div></div></div>	366	951	26	2	0
DEM Rochelle Mercedes Garza	535	27.35%	<div><div></div></div>	126	384	25	0	0
LIB Mark Ash	76	3.89%	<div><div></div></div>	15	60	1	0	0
Total Votes Cast	1,956	100.00%	<div><div></div></div>	507	1,395	52	2	0
Overvotes	0			0	0	0	0	0
Undervotes	43			12	28	3	0	0
Contest Totals	1,999			519	1,423	55	2	0

PCT 128

Comptroller of Public Accounts

Vote For 1

	TOTAL	VOTE %		Election Day	Early Voting	Ballot By Mail	Provisional Ballots	Limited Ballots
REP Glenn Hegar	1,485	76.04%	<div><div></div></div>	397	1,057	29	2	0
DEM Janet T. Dudding	436	22.32%	<div><div></div></div>	92	319	25	0	0
LIB V. Alonzo Echevarria-Garza	32	1.64%	<div><div></div></div>	13	19	0	0	0
Total Votes Cast	1,953	100.00%	<div><div></div></div>	502	1,395	54	2	0
Overvotes	0			0	0	0	0	0
Undervotes	46			17	28	1	0	0
Contest Totals	1,999			519	1,423	55	2	0

Commissioner of the General Land Office

Vote For 1

	TOTAL	VOTE %		Election Day	Early Voting	Ballot By Mail	Provisional Ballots	Limited Ballots
REP Dawn Buckingham	1,455	74.73%	<div><div></div></div>	387	1,037	29	2	0
DEM Jay Kleberg	477	24.50%	<div><div></div></div>	107	344	26	0	0
GRN Alfred Molison, Jr	15	0.77%	<div><div></div></div>	7	8	0	0	0
Write-In Totals	0	0.00%	<div><div></div></div>	0	0	0	0	0
Total Votes Cast	1,947	100.00%	<div><div></div></div>	501	1,389	55	2	0
Overvotes	0			0	0	0	0	0
Undervotes	52			18	34	0	0	0
Contest Totals	1,999			519	1,423	55	2	0

Commissioner of Agriculture

Vote For 1

	TOTAL	VOTE %		Election Day	Early Voting	Ballot By Mail	Provisional Ballots	Limited Ballots
REP Sid Miller	1,468	75.09%	<div><div></div></div>	387	1,050	29	2	0
DEM Susan Hays	487	24.91%	<div><div></div></div>	113	348	26	0	0
Total Votes Cast	1,955	100.00%	<div><div></div></div>	500	1,398	55	2	0
Overvotes	0			0	0	0	0	0
Undervotes	44			19	25	0	0	0
Contest Totals	1,999			519	1,423	55	2	0

Railroad Commissioner

Vote For 1

	TOTAL	VOTE %		Election Day	Early Voting	Ballot By Mail	Provisional Ballots	Limited Ballots
REP Wayne Christian	1,439	73.79%	<div><div></div></div>	379	1,030	28	2	0
DEM Luke Warford	461	23.64%	<div><div></div></div>	101	334	26	0	0
LIB Jaime Andres Diez	37	1.90%	<div><div></div></div>	14	22	1	0	0
GRN Hunter Wayne Crow	13	0.67%	<div><div></div></div>	8	5	0	0	0
Total Votes Cast	1,950	100.00%	<div><div></div></div>	502	1,391	55	2	0
Overvotes	0			0	0	0	0	0
Undervotes	49			17	32	0	0	0
Contest Totals	1,999			519	1,423	55	2	0

PCT 128

Justice, Supreme Court, Place 3

Vote For 1

	TOTAL	VOTE %		Election Day	Early Voting	Ballot By Mail	Provisional Ballots	Limited Ballots
REP Debra Lehrmann	1,455	74.77%	<div><div></div></div>	387	1,037	29	2	0
DEM Erin A. Nowell	463	23.79%	<div><div></div></div>	107	331	25	0	0
LIB Thomas Edward Oxford	28	1.44%	<div><div></div></div>	11	17	0	0	0
Total Votes Cast	1,946	100.00%	<div><div></div></div>	505	1,385	54	2	0
Overvotes	0			0	0	0	0	0
Undervotes	53			14	38	1	0	0
Contest Totals	1,999			519	1,423	55	2	0

Justice, Supreme Court, Place 5

Vote For 1

	TOTAL	VOTE %		Election Day	Early Voting	Ballot By Mail	Provisional Ballots	Limited Ballots
REP Rebeca Huddle	1,472	76.19%	<div><div></div></div>	395	1,046	29	2	0
DEM Amanda Reichel	460	23.81%	<div><div></div></div>	106	331	23	0	0
Total Votes Cast	1,932	100.00%	<div><div></div></div>	501	1,377	52	2	0
Overvotes	0			0	0	0	0	0
Undervotes	67			18	46	3	0	0
Contest Totals	1,999			519	1,423	55	2	0

Justice, Supreme Court, Place 9

Vote For 1

	TOTAL	VOTE %		Election Day	Early Voting	Ballot By Mail	Provisional Ballots	Limited Ballots
REP Evan Young	1,466	75.76%	<div><div></div></div>	391	1,044	29	2	0
DEM Julia Maldonado	469	24.24%	<div><div></div></div>	111	333	25	0	0
Total Votes Cast	1,935	100.00%	<div><div></div></div>	502	1,377	54	2	0
Overvotes	0			0	0	0	0	0
Undervotes	64			17	46	1	0	0
Contest Totals	1,999			519	1,423	55	2	0

Judge, Court of Criminal Appeals, Place 5

Vote For 1

	TOTAL	VOTE %		Election Day	Early Voting	Ballot By Mail	Provisional Ballots	Limited Ballots
REP Scott Walker	1,456	75.68%	<div><div></div></div>	389	1,036	29	2	0
DEM Dana Huffman	468	24.32%	<div><div></div></div>	107	336	25	0	0
Total Votes Cast	1,924	100.00%	<div><div></div></div>	496	1,372	54	2	0
Overvotes	0			0	0	0	0	0
Undervotes	75			23	51	1	0	0
Contest Totals	1,999			519	1,423	55	2	0

PCT 128

Judge, Court of Criminal Appeals, Place 6

Vote For 1

	TOTAL	VOTE %		Election Day	Early Voting	Ballot By Mail	Provisional Ballots	Limited Ballots
REP Jesse F. McClure, III	1,460	76.16%	<div><div></div></div>	390	1,041	27	2	0
DEM Robert Johnson	457	23.84%	<div><div></div></div>	107	325	25	0	0
Total Votes Cast	1,917	100.00%	<div><div></div></div>	497	1,366	52	2	0
Overvotes	0			0	0	0	0	0
Undervotes	82			22	57	3	0	0
Contest Totals	1,999			519	1,423	55	2	0

Member, State Board of Education, District 12 CCD

Vote For 1

	TOTAL	VOTE %		Election Day	Early Voting	Ballot By Mail	Provisional Ballots	Limited Ballots
REP Pam Little	1,422	73.45%	<div><div></div></div>	373	1,019	28	2	0
DEM Alex Cornwallis	460	23.76%	<div><div></div></div>	105	330	25	0	0
LIB Christy Mowrey	53	2.74%	<div><div></div></div>	22	30	1	0	0
Write-In Totals	1	0.05%	<div><div></div></div>	0	1	0	0	0
Total Votes Cast	1,936	100.00%	<div><div></div></div>	500	1,380	54	2	0
Overvotes	0			0	0	0	0	0
Undervotes	63			19	43	1	0	0
Contest Totals	1,999			519	1,423	55	2	0

State Senator, District 8

Vote For 1

	TOTAL	VOTE %		Election Day	Early Voting	Ballot By Mail	Provisional Ballots	Limited Ballots
REP Angela Paxton	1,358	70.33%	<div><div></div></div>	370	963	23	2	0
DEM Jonathan Cocks	505	26.15%	<div><div></div></div>	115	364	26	0	0
LIB Edward Kless	68	3.52%	<div><div></div></div>	16	48	4	0	0
Total Votes Cast	1,931	100.00%	<div><div></div></div>	501	1,375	53	2	0
Overvotes	0			0	0	0	0	0
Undervotes	68			18	48	2	0	0
Contest Totals	1,999			519	1,423	55	2	0

Justice, 5th Court of Appeals District, Place 4

Vote For 1

	TOTAL	VOTE %		Election Day	Early Voting	Ballot By Mail	Provisional Ballots	Limited Ballots
REP Emily A. Miskel	1,465	76.42%	<div><div></div></div>	391	1,043	29	2	0
DEM Maricela Moore	452	23.58%	<div><div></div></div>	105	322	25	0	0
Total Votes Cast	1,917	100.00%	<div><div></div></div>	496	1,365	54	2	0
Overvotes	0			0	0	0	0	0
Undervotes	82			23	58	1	0	0
Contest Totals	1,999			519	1,423	55	2	0

PCT 128

Justice, 5th Court of Appeals District, Place 7

Vote For 1

	TOTAL	VOTE %		Election Day	Early Voting	Ballot By Mail	Provisional Ballots	Limited Ballots
REP Kristina Williams	1,449	75.55%	<div><div></div></div>	386	1,032	29	2	0
DEM Nancy Kennedy	469	24.45%	<div><div></div></div>	110	334	25	0	0
Total Votes Cast	1,918	100.00%	<div><div></div></div>	496	1,366	54	2	0
Overvotes	0			0	0	0	0	0
Undervotes	81			23	57	1	0	0
Contest Totals	1,999			519	1,423	55	2	0

County Judge CCD

Vote For 1

	TOTAL	VOTE %		Election Day	Early Voting	Ballot By Mail	Provisional Ballots	Limited Ballots
REP Chris Hill	1,469	76.15%	<div><div></div></div>	395	1,043	29	2	0
DEM Joshua Murray	460	23.85%	<div><div></div></div>	106	329	25	0	0
Total Votes Cast	1,929	100.00%	<div><div></div></div>	501	1,372	54	2	0
Overvotes	0			0	0	0	0	0
Undervotes	70			18	51	1	0	0
Contest Totals	1,999			519	1,423	55	2	0

District Clerk CCD

Vote For 1

	TOTAL	VOTE %		Election Day	Early Voting	Ballot By Mail	Provisional Ballots	Limited Ballots
REP Mike Gould	1,460	76.32%	<div><div></div></div>	391	1,038	29	2	0
DEM David Brignac	453	23.68%	<div><div></div></div>	104	324	25	0	0
Total Votes Cast	1,913	100.00%	<div><div></div></div>	495	1,362	54	2	0
Overvotes	0			0	0	0	0	0
Undervotes	86			24	61	1	0	0
Contest Totals	1,999			519	1,423	55	2	0

Justice of the Peace, Precinct 3

Vote For 1

	TOTAL	VOTE %		Election Day	Early Voting	Ballot By Mail	Provisional Ballots	Limited Ballots
REP Mike Missildine	1,467	77.01%	<div><div></div></div>	394	1,044	27	2	0
DEM Irvin Lynn Barrett	438	22.99%	<div><div></div></div>	97	315	26	0	0
Total Votes Cast	1,905	100.00%	<div><div></div></div>	491	1,359	53	2	0
Overvotes	0			0	0	0	0	0
Undervotes	94			28	64	2	0	0
Contest Totals	1,999			519	1,423	55	2	0

PCT 129

U. S. Representative District 3

Vote For 1

	TOTAL	VOTE %		Election Day	Early Voting	Ballot By Mail	Provisional Ballots	Limited Ballots
REP Keith Self	1,260	54.97%	<div><div></div></div>	344	879	34	3	0
DEM Sandeep Srivastava	976	42.58%	<div><div></div></div>	271	675	29	1	0
LIB Christopher Claytor	56	2.44%	<div><div></div></div>	19	36	1	0	0
Total Votes Cast	2,292	100.00%	<div><div></div></div>	634	1,590	64	4	0
Overvotes	0			0	0	0	0	0
Undervotes	27			4	21	2	0	0
Contest Totals	2,319			638	1,611	66	4	0

Governor

Vote For 1

	TOTAL	VOTE %		Election Day	Early Voting	Ballot By Mail	Provisional Ballots	Limited Ballots
REP Greg Abbott	1,245	53.85%	<div><div></div></div>	337	872	33	3	0
DEM Beto O'Rourke	1,034	44.72%	<div><div></div></div>	283	718	32	1	0
LIB Mark Tippetts	29	1.25%	<div><div></div></div>	14	15	0	0	0
GRN Delilah Barrios	1	0.04%	<div><div></div></div>	1	0	0	0	0
Write-In Totals	3	0.13%	<div><div></div></div>	2	1	0	0	0
Total Votes Cast	2,312	100.00%	<div><div></div></div>	637	1,606	65	4	0
Overvotes	0			0	0	0	0	0
Undervotes	7			1	5	1	0	0
Contest Totals	2,319			638	1,611	66	4	0

Lieutenant Governor

Vote For 1

	TOTAL	VOTE %		Election Day	Early Voting	Ballot By Mail	Provisional Ballots	Limited Ballots
REP Dan Patrick	1,200	52.22%	<div><div></div></div>	324	843	30	3	0
DEM Mike Collier	1,036	45.08%	<div><div></div></div>	277	723	35	1	0
LIB Shanna Steele	62	2.70%	<div><div></div></div>	29	32	1	0	0
Total Votes Cast	2,298	100.00%	<div><div></div></div>	630	1,598	66	4	0
Overvotes	0			0	0	0	0	0
Undervotes	21			8	13	0	0	0
Contest Totals	2,319			638	1,611	66	4	0

Attorney General

Vote For 1

	TOTAL	VOTE %		Election Day	Early Voting	Ballot By Mail	Provisional Ballots	Limited Ballots
REP Ken Paxton	1,166	51.23%	<div><div></div></div>	328	806	29	3	0
DEM Rochelle Mercedes Garza	1,028	45.17%	<div><div></div></div>	274	717	36	1	0
LIB Mark Ash	82	3.60%	<div><div></div></div>	23	58	1	0	0
Total Votes Cast	2,276	100.00%	<div><div></div></div>	625	1,581	66	4	0
Overvotes	0			0	0	0	0	0
Undervotes	43			13	30	0	0	0
Contest Totals	2,319			638	1,611	66	4	0

PCT 129

Comptroller of Public Accounts

Vote For 1

	TOTAL	VOTE %		Election Day	Early Voting	Ballot By Mail	Provisional Ballots	Limited Ballots
REP Glenn Hegar	1,281	56.46%	<div><div></div></div>	345	897	36	3	0
DEM Janet T. Dudding	951	41.91%	<div><div></div></div>	258	663	29	1	0
LIB V. Alonzo Echevarria-Garza	37	1.63%	<div><div></div></div>	20	17	0	0	0
Total Votes Cast	2,269	100.00%	<div><div></div></div>	623	1,577	65	4	0
Overvotes	0			0	0	0	0	0
Undervotes	50			15	34	1	0	0
Contest Totals	2,319			638	1,611	66	4	0

Commissioner of the General Land Office

Vote For 1

	TOTAL	VOTE %		Election Day	Early Voting	Ballot By Mail	Provisional Ballots	Limited Ballots
REP Dawn Buckingham	1,258	55.61%	<div><div></div></div>	343	880	32	3	0
DEM Jay Kleberg	975	43.10%	<div><div></div></div>	271	673	30	1	0
GRN Alfred Molison, Jr	26	1.15%	<div><div></div></div>	7	17	2	0	0
Write-In Totals	3	0.13%	<div><div></div></div>	1	2	0	0	0
Total Votes Cast	2,262	100.00%	<div><div></div></div>	622	1,572	64	4	0
Overvotes	0			0	0	0	0	0
Undervotes	57			16	39	2	0	0
Contest Totals	2,319			638	1,611	66	4	0

Commissioner of Agriculture

Vote For 1

	TOTAL	VOTE %		Election Day	Early Voting	Ballot By Mail	Provisional Ballots	Limited Ballots
REP Sid Miller	1,264	55.95%	<div><div></div></div>	346	885	30	3	0
DEM Susan Hays	995	44.05%	<div><div></div></div>	272	690	32	1	0
Total Votes Cast	2,259	100.00%	<div><div></div></div>	618	1,575	62	4	0
Overvotes	0			0	0	0	0	0
Undervotes	60			20	36	4	0	0
Contest Totals	2,319			638	1,611	66	4	0

Railroad Commissioner

Vote For 1

	TOTAL	VOTE %		Election Day	Early Voting	Ballot By Mail	Provisional Ballots	Limited Ballots
REP Wayne Christian	1,236	54.62%	<div><div></div></div>	339	864	30	3	0
DEM Luke Warford	955	42.20%	<div><div></div></div>	257	668	29	1	0
LIB Jaime Andres Diez	48	2.12%	<div><div></div></div>	18	29	1	0	0
GRN Hunter Wayne Crow	24	1.06%	<div><div></div></div>	6	16	2	0	0
Total Votes Cast	2,263	100.00%	<div><div></div></div>	620	1,577	62	4	0
Overvotes	0			0	0	0	0	0
Undervotes	56			18	34	4	0	0
Contest Totals	2,319			638	1,611	66	4	0

PCT 129

Justice, Supreme Court, Place 3

Vote For 1

	TOTAL	VOTE %		Election Day	Early Voting	Ballot By Mail	Provisional Ballots	Limited Ballots
REP Debra Lehrmann	1,261	55.70%	<div><div></div></div>	338	886	34	3	0
DEM Erin A. Nowell	967	42.71%	<div><div></div></div>	271	667	28	1	0
LIB Thomas Edward Oxford	36	1.59%	<div><div></div></div>	11	25	0	0	0
Total Votes Cast	2,264	100.00%	<div><div></div></div>	620	1,578	62	4	0
Overvotes	0			0	0	0	0	0
Undervotes	55			18	33	4	0	0
Contest Totals	2,319			638	1,611	66	4	0

Justice, Supreme Court, Place 5

Vote For 1

	TOTAL	VOTE %		Election Day	Early Voting	Ballot By Mail	Provisional Ballots	Limited Ballots
REP Rebeca Huddle	1,271	56.19%	<div><div></div></div>	343	893	32	3	0
DEM Amanda Reichel	991	43.81%	<div><div></div></div>	278	681	31	1	0
Total Votes Cast	2,262	100.00%	<div><div></div></div>	621	1,574	63	4	0
Overvotes	0			0	0	0	0	0
Undervotes	57			17	37	3	0	0
Contest Totals	2,319			638	1,611	66	4	0

Justice, Supreme Court, Place 9

Vote For 1

	TOTAL	VOTE %		Election Day	Early Voting	Ballot By Mail	Provisional Ballots	Limited Ballots
REP Evan Young	1,255	55.53%	<div><div></div></div>	336	883	33	3	0
DEM Julia Maldonado	1,005	44.47%	<div><div></div></div>	287	687	30	1	0
Total Votes Cast	2,260	100.00%	<div><div></div></div>	623	1,570	63	4	0
Overvotes	0			0	0	0	0	0
Undervotes	59			15	41	3	0	0
Contest Totals	2,319			638	1,611	66	4	0

Judge, Court of Criminal Appeals, Place 5

Vote For 1

	TOTAL	VOTE %		Election Day	Early Voting	Ballot By Mail	Provisional Ballots	Limited Ballots
REP Scott Walker	1,251	55.45%	<div><div></div></div>	333	883	32	3	0
DEM Dana Huffman	1,005	44.55%	<div><div></div></div>	287	687	30	1	0
Total Votes Cast	2,256	100.00%	<div><div></div></div>	620	1,570	62	4	0
Overvotes	0			0	0	0	0	0
Undervotes	63			18	41	4	0	0
Contest Totals	2,319			638	1,611	66	4	0

PCT 129

Judge, Court of Criminal Appeals, Place 6

Vote For 1

	TOTAL	VOTE %		Election Day	Early Voting	Ballot By Mail	Provisional Ballots	Limited Ballots
REP Jesse F. McClure, III	1,262	56.21%	<div><div></div></div>	344	885	30	3	0
DEM Robert Johnson	983	43.79%	<div><div></div></div>	273	680	29	1	0
Total Votes Cast	2,245	100.00%	<div><div></div></div>	617	1,565	59	4	0
Overvotes	0			0	0	0	0	0
Undervotes	74			21	46	7	0	0
Contest Totals	2,319			638	1,611	66	4	0

Member, State Board of Education, District 12 CCD

Vote For 1

	TOTAL	VOTE %		Election Day	Early Voting	Ballot By Mail	Provisional Ballots	Limited Ballots
REP Pam Little	1,240	54.84%	<div><div></div></div>	330	873	34	3	0
DEM Alex Cornwallis	947	41.88%	<div><div></div></div>	261	656	29	1	0
LIB Christy Mowrey	72	3.18%	<div><div></div></div>	29	41	2	0	0
Write-In Totals	2	0.09%	<div><div></div></div>	0	2	0	0	0
Total Votes Cast	2,261	100.00%	<div><div></div></div>	620	1,572	65	4	0
Overvotes	0			0	0	0	0	0
Undervotes	58			18	39	1	0	0
Contest Totals	2,319			638	1,611	66	4	0

State Senator, District 8

Vote For 1

	TOTAL	VOTE %		Election Day	Early Voting	Ballot By Mail	Provisional Ballots	Limited Ballots
REP Angela Paxton	1,173	52.13%	<div><div></div></div>	322	818	30	3	0
DEM Jonathan Cocks	1,001	44.49%	<div><div></div></div>	267	699	34	1	0
LIB Edward Kless	76	3.38%	<div><div></div></div>	27	49	0	0	0
Total Votes Cast	2,250	100.00%	<div><div></div></div>	616	1,566	64	4	0
Overvotes	0			0	0	0	0	0
Undervotes	69			22	45	2	0	0
Contest Totals	2,319			638	1,611	66	4	0

State Representative, District 67

Vote For 1

	TOTAL	VOTE %		Election Day	Early Voting	Ballot By Mail	Provisional Ballots	Limited Ballots
REP Jeff Leach	1,280	56.59%	<div><div></div></div>	351	892	34	3	0
DEM Kevin Morris	982	43.41%	<div><div></div></div>	272	680	29	1	0
Total Votes Cast	2,262	100.00%	<div><div></div></div>	623	1,572	63	4	0
Overvotes	0			0	0	0	0	0
Undervotes	57			15	39	3	0	0
Contest Totals	2,319			638	1,611	66	4	0

PCT 129

Justice, 5th Court of Appeals District, Place 4

Vote For 1

	TOTAL	VOTE %		Election Day	Early Voting	Ballot By Mail	Provisional Ballots	Limited Ballots
REP Emily A. Miskel	1,258	56.14%	<div><div></div></div>	336	890	29	3	0
DEM Maricela Moore	983	43.86%	<div><div></div></div>	277	674	31	1	0
Total Votes Cast	2,241	100.00%	<div><div></div></div>	613	1,564	60	4	0
Overvotes	0			0	0	0	0	0
Undervotes	78			25	47	6	0	0
Contest Totals	2,319			638	1,611	66	4	0

Justice, 5th Court of Appeals District, Place 7

Vote For 1

	TOTAL	VOTE %		Election Day	Early Voting	Ballot By Mail	Provisional Ballots	Limited Ballots
REP Kristina Williams	1,244	55.59%	<div><div></div></div>	336	875	30	3	0
DEM Nancy Kennedy	994	44.41%	<div><div></div></div>	278	685	30	1	0
Total Votes Cast	2,238	100.00%	<div><div></div></div>	614	1,560	60	4	0
Overvotes	0			0	0	0	0	0
Undervotes	81			24	51	6	0	0
Contest Totals	2,319			638	1,611	66	4	0

County Judge CCD

Vote For 1

	TOTAL	VOTE %		Election Day	Early Voting	Ballot By Mail	Provisional Ballots	Limited Ballots
REP Chris Hill	1,252	55.57%	<div><div></div></div>	339	879	31	3	0
DEM Joshua Murray	1,001	44.43%	<div><div></div></div>	282	688	30	1	0
Total Votes Cast	2,253	100.00%	<div><div></div></div>	621	1,567	61	4	0
Overvotes	0			0	0	0	0	0
Undervotes	66			17	44	5	0	0
Contest Totals	2,319			638	1,611	66	4	0

District Clerk CCD

Vote For 1

	TOTAL	VOTE %		Election Day	Early Voting	Ballot By Mail	Provisional Ballots	Limited Ballots
REP Mike Gould	1,277	56.91%	<div><div></div></div>	348	895	31	3	0
DEM David Brignac	967	43.09%	<div><div></div></div>	269	668	29	1	0
Total Votes Cast	2,244	100.00%	<div><div></div></div>	617	1,563	60	4	0
Overvotes	0			0	0	0	0	0
Undervotes	75			21	48	6	0	0
Contest Totals	2,319			638	1,611	66	4	0

PCT 130

U. S. Representative District 3

Vote For 1

	TOTAL	VOTE %		Election Day	Early Voting	Ballot By Mail	Provisional Ballots	Limited Ballots
REP Keith Self	1,014	48.26%	<div><div></div></div>	270	722	22	0	0
DEM Sandeep Srivastava	1,030	49.02%	<div><div></div></div>	213	784	32	1	0
LIB Christopher Claytor	57	2.71%	<div><div></div></div>	22	35	0	0	0
Total Votes Cast	2,101	100.00%	<div><div></div></div>	505	1,541	54	1	0
Overvotes	0			0	0	0	0	0
Undervotes	37			15	21	1	0	0
Contest Totals	2,138			520	1,562	55	1	0

Governor

Vote For 1

	TOTAL	VOTE %		Election Day	Early Voting	Ballot By Mail	Provisional Ballots	Limited Ballots
REP Greg Abbott	972	45.63%	<div><div></div></div>	253	697	21	1	0
DEM Beto O'Rourke	1,120	52.58%	<div><div></div></div>	251	835	34	0	0
LIB Mark Tippetts	27	1.27%	<div><div></div></div>	12	15	0	0	0
GRN Delilah Barrios	11	0.52%	<div><div></div></div>	2	9	0	0	0
Write-In Totals	0	0.00%	<div><div></div></div>	0	0	0	0	0
Total Votes Cast	2,130	100.00%	<div><div></div></div>	518	1,556	55	1	0
Overvotes	0			0	0	0	0	0
Undervotes	8			2	6	0	0	0
Contest Totals	2,138			520	1,562	55	1	0

Lieutenant Governor

Vote For 1

	TOTAL	VOTE %		Election Day	Early Voting	Ballot By Mail	Provisional Ballots	Limited Ballots
REP Dan Patrick	949	45.10%	<div><div></div></div>	258	672	18	1	0
DEM Mike Collier	1,101	52.33%	<div><div></div></div>	225	840	36	0	0
LIB Shanna Steele	54	2.57%	<div><div></div></div>	24	30	0	0	0
Total Votes Cast	2,104	100.00%	<div><div></div></div>	507	1,542	54	1	0
Overvotes	0			0	0	0	0	0
Undervotes	34			13	20	1	0	0
Contest Totals	2,138			520	1,562	55	1	0

Attorney General

Vote For 1

	TOTAL	VOTE %		Election Day	Early Voting	Ballot By Mail	Provisional Ballots	Limited Ballots
REP Ken Paxton	935	44.69%	<div><div></div></div>	260	654	20	1	0
DEM Rochelle Mercedes Garza	1,071	51.20%	<div><div></div></div>	220	817	34	0	0
LIB Mark Ash	86	4.11%	<div><div></div></div>	23	63	0	0	0
Total Votes Cast	2,092	100.00%	<div><div></div></div>	503	1,534	54	1	0
Overvotes	0			0	0	0	0	0
Undervotes	46			17	28	1	0	0
Contest Totals	2,138			520	1,562	55	1	0

PCT 130

Comptroller of Public Accounts

Vote For 1

	TOTAL	VOTE %		Election Day	Early Voting	Ballot By Mail	Provisional Ballots	Limited Ballots
REP Glenn Hegar	1,054	50.72%	<div><div></div></div>	275	757	21	1	0
DEM Janet T. Dudding	983	47.31%	<div><div></div></div>	203	747	33	0	0
LIB V. Alonzo Echevarria-Garza	41	1.97%	<div><div></div></div>	20	21	0	0	0
Total Votes Cast	2,078	100.00%	<div><div></div></div>	498	1,525	54	1	0
Overvotes	0			0	0	0	0	0
Undervotes	60			22	37	1	0	0
Contest Totals	2,138			520	1,562	55	1	0

Commissioner of the General Land Office

Vote For 1

	TOTAL	VOTE %		Election Day	Early Voting	Ballot By Mail	Provisional Ballots	Limited Ballots
REP Dawn Buckingham	1,055	50.84%	<div><div></div></div>	279	753	22	1	0
DEM Jay Kleberg	987	47.57%	<div><div></div></div>	204	753	30	0	0
GRN Alfred Molison, Jr	33	1.59%	<div><div></div></div>	9	24	0	0	0
Write-In Totals	0	0.00%	<div><div></div></div>	0	0	0	0	0
Total Votes Cast	2,075	100.00%	<div><div></div></div>	492	1,530	52	1	0
Overvotes	0			0	0	0	0	0
Undervotes	63			28	32	3	0	0
Contest Totals	2,138			520	1,562	55	1	0

Commissioner of Agriculture

Vote For 1

	TOTAL	VOTE %		Election Day	Early Voting	Ballot By Mail	Provisional Ballots	Limited Ballots
REP Sid Miller	1,022	49.44%	<div><div></div></div>	276	723	22	1	0
DEM Susan Hays	1,045	50.56%	<div><div></div></div>	217	798	30	0	0
Total Votes Cast	2,067	100.00%	<div><div></div></div>	493	1,521	52	1	0
Overvotes	0			0	0	0	0	0
Undervotes	71			27	41	3	0	0
Contest Totals	2,138			520	1,562	55	1	0

Railroad Commissioner

Vote For 1

	TOTAL	VOTE %		Election Day	Early Voting	Ballot By Mail	Provisional Ballots	Limited Ballots
REP Wayne Christian	1,016	48.89%	<div><div></div></div>	270	724	21	1	0
DEM Luke Warford	969	46.63%	<div><div></div></div>	199	740	30	0	0
LIB Jaime Andres Diez	62	2.98%	<div><div></div></div>	23	39	0	0	0
GRN Hunter Wayne Crow	31	1.49%	<div><div></div></div>	5	26	0	0	0
Total Votes Cast	2,078	100.00%	<div><div></div></div>	497	1,529	51	1	0
Overvotes	0			0	0	0	0	0
Undervotes	60			23	33	4	0	0
Contest Totals	2,138			520	1,562	55	1	0

PCT 130

Justice, Supreme Court, Place 3

Vote For 1

	TOTAL	VOTE %		Election Day	Early Voting	Ballot By Mail	Provisional Ballots	Limited Ballots
REP Debra Lehrmann	1,026	49.52%	<div><div></div></div>	274	730	21	1	0
DEM Erin A. Nowell	1,005	48.50%	<div><div></div></div>	208	767	30	0	0
LIB Thomas Edward Oxford	41	1.98%	<div><div></div></div>	15	25	1	0	0
Total Votes Cast	2,072	100.00%	<div><div></div></div>	497	1,522	52	1	0
Overvotes	0			0	0	0	0	0
Undervotes	66			23	40	3	0	0
Contest Totals	2,138			520	1,562	55	1	0

Justice, Supreme Court, Place 5

Vote For 1

	TOTAL	VOTE %		Election Day	Early Voting	Ballot By Mail	Provisional Ballots	Limited Ballots
REP Rebeca Huddle	1,039	50.34%	<div><div></div></div>	283	734	21	1	0
DEM Amanda Reichel	1,025	49.66%	<div><div></div></div>	212	783	30	0	0
Total Votes Cast	2,064	100.00%	<div><div></div></div>	495	1,517	51	1	0
Overvotes	0			0	0	0	0	0
Undervotes	74			25	45	4	0	0
Contest Totals	2,138			520	1,562	55	1	0

Justice, Supreme Court, Place 9

Vote For 1

	TOTAL	VOTE %		Election Day	Early Voting	Ballot By Mail	Provisional Ballots	Limited Ballots
REP Evan Young	1,015	49.32%	<div><div></div></div>	267	724	23	1	0
DEM Julia Maldonado	1,043	50.68%	<div><div></div></div>	229	785	29	0	0
Total Votes Cast	2,058	100.00%	<div><div></div></div>	496	1,509	52	1	0
Overvotes	0			0	0	0	0	0
Undervotes	80			24	53	3	0	0
Contest Totals	2,138			520	1,562	55	1	0

Judge, Court of Criminal Appeals, Place 5

Vote For 1

	TOTAL	VOTE %		Election Day	Early Voting	Ballot By Mail	Provisional Ballots	Limited Ballots
REP Scott Walker	1,034	50.15%	<div><div></div></div>	278	734	21	1	0
DEM Dana Huffman	1,028	49.85%	<div><div></div></div>	218	780	30	0	0
Total Votes Cast	2,062	100.00%	<div><div></div></div>	496	1,514	51	1	0
Overvotes	1			0	0	1	0	0
Undervotes	75			24	48	3	0	0
Contest Totals	2,138			520	1,562	55	1	0

PCT 130

Judge, Court of Criminal Appeals, Place 6

Vote For 1

	TOTAL	VOTE %		Election Day	Early Voting	Ballot By Mail	Provisional Ballots	Limited Ballots
REP Jesse F. McClure, III	1,034	50.24%	<div><div></div></div>	276	737	20	1	0
DEM Robert Johnson	1,024	49.76%	<div><div></div></div>	215	777	32	0	0
Total Votes Cast	2,058	100.00%	<div><div></div></div>	491	1,514	52	1	0
Overvotes	0			0	0	0	0	0
Undervotes	80			29	48	3	0	0
Contest Totals	2,138			520	1,562	55	1	0

Member, State Board of Education, District 12 CCD

Vote For 1

	TOTAL	VOTE %		Election Day	Early Voting	Ballot By Mail	Provisional Ballots	Limited Ballots
REP Pam Little	1,018	49.27%	<div><div></div></div>	271	723	23	1	0
DEM Alex Cornwallis	993	48.06%	<div><div></div></div>	201	762	30	0	0
LIB Christy Mowrey	55	2.66%	<div><div></div></div>	24	31	0	0	0
Write-In Totals	0	0.00%	<div><div></div></div>	0	0	0	0	0
Total Votes Cast	2,066	100.00%	<div><div></div></div>	496	1,516	53	1	0
Overvotes	0			0	0	0	0	0
Undervotes	72			24	46	2	0	0
Contest Totals	2,138			520	1,562	55	1	0

State Senator, District 8

Vote For 1

	TOTAL	VOTE %		Election Day	Early Voting	Ballot By Mail	Provisional Ballots	Limited Ballots
REP Angela Paxton	952	46.01%	<div><div></div></div>	259	673	19	1	0
DEM Jonathan Cocks	1,053	50.89%	<div><div></div></div>	213	807	33	0	0
LIB Edward Kless	64	3.09%	<div><div></div></div>	23	40	1	0	0
Total Votes Cast	2,069	100.00%	<div><div></div></div>	495	1,520	53	1	0
Overvotes	0			0	0	0	0	0
Undervotes	69			25	42	2	0	0
Contest Totals	2,138			520	1,562	55	1	0

State Representative, District 67

Vote For 1

	TOTAL	VOTE %		Election Day	Early Voting	Ballot By Mail	Provisional Ballots	Limited Ballots
REP Jeff Leach	1,047	50.58%	<div><div></div></div>	275	750	21	1	0
DEM Kevin Morris	1,023	49.42%	<div><div></div></div>	219	771	33	0	0
Total Votes Cast	2,070	100.00%	<div><div></div></div>	494	1,521	54	1	0
Overvotes	0			0	0	0	0	0
Undervotes	68			26	41	1	0	0
Contest Totals	2,138			520	1,562	55	1	0

PCT 130

Justice, 5th Court of Appeals District, Place 4

Vote For 1

	TOTAL	VOTE %		Election Day	Early Voting	Ballot By Mail	Provisional Ballots	Limited Ballots
REP Emily A. Miskel	1,031	50.19%	<div><div></div></div>	275	733	22	1	0
DEM Maricela Moore	1,023	49.81%	<div><div></div></div>	213	780	30	0	0
Total Votes Cast	2,054	100.00%	<div><div></div></div>	488	1,513	52	1	0
Overvotes	0			0	0	0	0	0
Undervotes	84			32	49	3	0	0
Contest Totals	2,138			520	1,562	55	1	0

Justice, 5th Court of Appeals District, Place 7

Vote For 1

	TOTAL	VOTE %		Election Day	Early Voting	Ballot By Mail	Provisional Ballots	Limited Ballots
REP Kristina Williams	1,027	50.07%	<div><div></div></div>	274	732	20	1	0
DEM Nancy Kennedy	1,024	49.93%	<div><div></div></div>	215	777	32	0	0
Total Votes Cast	2,051	100.00%	<div><div></div></div>	489	1,509	52	1	0
Overvotes	0			0	0	0	0	0
Undervotes	87			31	53	3	0	0
Contest Totals	2,138			520	1,562	55	1	0

County Judge CCD

Vote For 1

	TOTAL	VOTE %		Election Day	Early Voting	Ballot By Mail	Provisional Ballots	Limited Ballots
REP Chris Hill	1,017	49.34%	<div><div></div></div>	278	716	22	1	0
DEM Joshua Murray	1,044	50.66%	<div><div></div></div>	213	798	33	0	0
Total Votes Cast	2,061	100.00%	<div><div></div></div>	491	1,514	55	1	0
Overvotes	0			0	0	0	0	0
Undervotes	77			29	48	0	0	0
Contest Totals	2,138			520	1,562	55	1	0

District Clerk CCD

Vote For 1

	TOTAL	VOTE %		Election Day	Early Voting	Ballot By Mail	Provisional Ballots	Limited Ballots
REP Mike Gould	1,048	50.97%	<div><div></div></div>	283	741	23	1	0
DEM David Brignac	1,008	49.03%	<div><div></div></div>	211	766	31	0	0
Total Votes Cast	2,056	100.00%	<div><div></div></div>	494	1,507	54	1	0
Overvotes	0			0	0	0	0	0
Undervotes	82			26	55	1	0	0
Contest Totals	2,138			520	1,562	55	1	0

PCT 130

County Commissioner, Precinct 4

Vote For 1

	TOTAL	VOTE %		Election Day	Early Voting	Ballot By Mail	Provision al Ballots	Limited Ballots
REP Duncan Webb	1,048	51.30%	<div><div></div></div>	279	747	21	1	0
DEM Jeffrey Williams	995	48.70%	<div><div></div></div>	207	757	31	0	0
Total Votes Cast	2,043	100.00%	<div><div></div></div>	486	1,504	52	1	0
Overvotes	0			0	0	0	0	0
Undervotes	95			34	58	3	0	0
Contest Totals	2,138			520	1,562	55	1	0

Justice of the Peace, Precinct 3

Vote For 1

	TOTAL	VOTE %		Election Day	Early Voting	Ballot By Mail	Provision al Ballots	Limited Ballots
REP Mike Missildine	1,036	50.76%	<div><div></div></div>	278	735	22	1	0
DEM Irvin Lynn Barrett	1,005	49.24%	<div><div></div></div>	209	764	32	0	0
Total Votes Cast	2,041	100.00%	<div><div></div></div>	487	1,499	54	1	0
Overvotes	0			0	0	0	0	0
Undervotes	97			33	63	1	0	0
Contest Totals	2,138			520	1,562	55	1	0

PCT 131

U. S. Representative District 3

Vote For 1

	TOTAL	VOTE %		Election Day	Early Voting	Ballot By Mail	Provision al Ballots	Limited Ballots
REP Keith Self	1,046	64.37%	<div><div></div></div>	253	759	31	3	0
DEM Sandeep Srivastava	545	33.54%	<div><div></div></div>	139	385	20	1	0
LIB Christopher Claytor	34	2.09%	<div><div></div></div>	14	19	1	0	0
Total Votes Cast	1,625	100.00%	<div><div></div></div>	406	1,163	52	4	0
Overvotes	0			0	0	0	0	0
Undervotes	22			10	12	0	0	0
Contest Totals	1,647			416	1,175	52	4	0

Governor

Vote For 1

	TOTAL	VOTE %		Election Day	Early Voting	Ballot By Mail	Provision al Ballots	Limited Ballots
REP Greg Abbott	1,035	63.03%	<div><div></div></div>	254	749	29	3	0
DEM Beto O'Rourke	585	35.63%	<div><div></div></div>	155	408	21	1	0
LIB Mark Tippetts	17	1.04%	<div><div></div></div>	4	11	2	0	0
GRN Delilah Barrios	4	0.24%	<div><div></div></div>	1	3	0	0	0
Write-In Totals	1	0.06%	<div><div></div></div>	0	1	0	0	0
Total Votes Cast	1,642	100.00%	<div><div></div></div>	414	1,172	52	4	0
Overvotes	0			0	0	0	0	0
Undervotes	5			2	3	0	0	0
Contest Totals	1,647			416	1,175	52	4	0

Lieutenant Governor

Vote For 1

	TOTAL	VOTE %		Election Day	Early Voting	Ballot By Mail	Provision al Ballots	Limited Ballots
REP Dan Patrick	991	61.02%	<div><div></div></div>	245	716	27	3	0
DEM Mike Collier	600	36.95%	<div><div></div></div>	143	432	24	1	0
LIB Shanna Steele	33	2.03%	<div><div></div></div>	18	14	1	0	0
Total Votes Cast	1,624	100.00%	<div><div></div></div>	406	1,162	52	4	0
Overvotes	0			0	0	0	0	0
Undervotes	23			10	13	0	0	0
Contest Totals	1,647			416	1,175	52	4	0

Attorney General

Vote For 1

	TOTAL	VOTE %		Election Day	Early Voting	Ballot By Mail	Provision al Ballots	Limited Ballots
REP Ken Paxton	950	59.23%	<div><div></div></div>	236	687	25	2	0
DEM Rochelle Mercedes Garza	594	37.03%	<div><div></div></div>	152	417	24	1	0
LIB Mark Ash	60	3.74%	<div><div></div></div>	16	42	1	1	0
Total Votes Cast	1,604	100.00%	<div><div></div></div>	404	1,146	50	4	0
Overvotes	0			0	0	0	0	0
Undervotes	43			12	29	2	0	0
Contest Totals	1,647			416	1,175	52	4	0

PCT 131

Comptroller of Public Accounts

Vote For 1

	TOTAL	VOTE %		Election Day	Early Voting	Ballot By Mail	Provisional Ballots	Limited Ballots
REP Glenn Hegar	1,059	65.78%	<div><div></div></div>	254	772	30	3	0
DEM Janet T. Dudding	522	32.42%	<div><div></div></div>	129	370	22	1	0
LIB V. Alonzo Echevarria-Garza	29	1.80%	<div><div></div></div>	16	13	0	0	0
Total Votes Cast	1,610	100.00%	<div><div></div></div>	399	1,155	52	4	0
Overvotes	0			0	0	0	0	0
Undervotes	37			17	20	0	0	0
Contest Totals	1,647			416	1,175	52	4	0

Commissioner of the General Land Office

Vote For 1

	TOTAL	VOTE %		Election Day	Early Voting	Ballot By Mail	Provisional Ballots	Limited Ballots
REP Dawn Buckingham	1,049	65.52%	<div><div></div></div>	259	756	31	3	0
DEM Jay Kleberg	542	33.85%	<div><div></div></div>	135	387	19	1	0
GRN Alfred Molison, Jr	9	0.56%	<div><div></div></div>	3	5	1	0	0
Write-In Totals	1	0.06%	<div><div></div></div>	1	0	0	0	0
Total Votes Cast	1,601	100.00%	<div><div></div></div>	398	1,148	51	4	0
Overvotes	0			0	0	0	0	0
Undervotes	46			18	27	1	0	0
Contest Totals	1,647			416	1,175	52	4	0

Commissioner of Agriculture

Vote For 1

	TOTAL	VOTE %		Election Day	Early Voting	Ballot By Mail	Provisional Ballots	Limited Ballots
REP Sid Miller	1,038	64.83%	<div><div></div></div>	256	749	30	3	0
DEM Susan Hays	563	35.17%	<div><div></div></div>	138	403	21	1	0
Total Votes Cast	1,601	100.00%	<div><div></div></div>	394	1,152	51	4	0
Overvotes	0			0	0	0	0	0
Undervotes	46			22	23	1	0	0
Contest Totals	1,647			416	1,175	52	4	0

Railroad Commissioner

Vote For 1

	TOTAL	VOTE %		Election Day	Early Voting	Ballot By Mail	Provisional Ballots	Limited Ballots
REP Wayne Christian	1,033	64.44%	<div><div></div></div>	249	750	31	3	0
DEM Luke Warford	516	32.19%	<div><div></div></div>	124	374	17	1	0
LIB Jaime Andres Diez	39	2.43%	<div><div></div></div>	17	21	1	0	0
GRN Hunter Wayne Crow	15	0.94%	<div><div></div></div>	8	5	2	0	0
Total Votes Cast	1,603	100.00%	<div><div></div></div>	398	1,150	51	4	0
Overvotes	0			0	0	0	0	0
Undervotes	44			18	25	1	0	0
Contest Totals	1,647			416	1,175	52	4	0

PCT 131

Justice, Supreme Court, Place 3

Vote For 1

	TOTAL	VOTE %		Election Day	Early Voting	Ballot By Mail	Provisional Ballots	Limited Ballots
REP Debra Lehrmann	1,036	64.75%	<div><div></div></div>	249	756	28	3	0
DEM Erin A. Nowell	531	33.19%	<div><div></div></div>	133	376	21	1	0
LIB Thomas Edward Oxford	33	2.06%	<div><div></div></div>	14	18	1	0	0
Total Votes Cast	1,600	100.00%	<div><div></div></div>	396	1,150	50	4	0
Overvotes	0			0	0	0	0	0
Undervotes	47			20	25	2	0	0
Contest Totals	1,647			416	1,175	52	4	0

Justice, Supreme Court, Place 5

Vote For 1

	TOTAL	VOTE %		Election Day	Early Voting	Ballot By Mail	Provisional Ballots	Limited Ballots
REP Rebeca Huddle	1,050	65.71%	<div><div></div></div>	256	762	29	3	0
DEM Amanda Reichel	548	34.29%	<div><div></div></div>	139	387	21	1	0
Total Votes Cast	1,598	100.00%	<div><div></div></div>	395	1,149	50	4	0
Overvotes	0			0	0	0	0	0
Undervotes	49			21	26	2	0	0
Contest Totals	1,647			416	1,175	52	4	0

Justice, Supreme Court, Place 9

Vote For 1

	TOTAL	VOTE %		Election Day	Early Voting	Ballot By Mail	Provisional Ballots	Limited Ballots
REP Evan Young	1,042	65.17%	<div><div></div></div>	251	759	29	3	0
DEM Julia Maldonado	557	34.83%	<div><div></div></div>	144	392	20	1	0
Total Votes Cast	1,599	100.00%	<div><div></div></div>	395	1,151	49	4	0
Overvotes	0			0	0	0	0	0
Undervotes	48			21	24	3	0	0
Contest Totals	1,647			416	1,175	52	4	0

Judge, Court of Criminal Appeals, Place 5

Vote For 1

	TOTAL	VOTE %		Election Day	Early Voting	Ballot By Mail	Provisional Ballots	Limited Ballots
REP Scott Walker	1,044	65.37%	<div><div></div></div>	249	761	31	3	0
DEM Dana Huffman	553	34.63%	<div><div></div></div>	146	386	20	1	0
Total Votes Cast	1,597	100.00%	<div><div></div></div>	395	1,147	51	4	0
Overvotes	0			0	0	0	0	0
Undervotes	50			21	28	1	0	0
Contest Totals	1,647			416	1,175	52	4	0

PCT 131

Judge, Court of Criminal Appeals, Place 6

Vote For 1

	TOTAL	VOTE %		Election Day	Early Voting	Ballot By Mail	Provisional Ballots	Limited Ballots
REP Jesse F. McClure, III	1,049	66.10%	<div><div></div></div>	251	765	30	3	0
DEM Robert Johnson	538	33.90%	<div><div></div></div>	140	378	19	1	0
Total Votes Cast	1,587	100.00%	<div><div></div></div>	391	1,143	49	4	0
Overvotes	0			0	0	0	0	0
Undervotes	60			25	32	3	0	0
Contest Totals	1,647			416	1,175	52	4	0

Member, State Board of Education, District 12 CCD

Vote For 1

	TOTAL	VOTE %		Election Day	Early Voting	Ballot By Mail	Provisional Ballots	Limited Ballots
REP Pam Little	1,027	64.51%	<div><div></div></div>	247	748	29	3	0
DEM Alex Cornwallis	524	32.91%	<div><div></div></div>	131	374	18	1	0
LIB Christy Mowrey	41	2.58%	<div><div></div></div>	17	21	3	0	0
Write-In Totals	0	0.00%	<div><div></div></div>	0	0	0	0	0
Total Votes Cast	1,592	100.00%	<div><div></div></div>	395	1,143	50	4	0
Overvotes	0			0	0	0	0	0
Undervotes	55			21	32	2	0	0
Contest Totals	1,647			416	1,175	52	4	0

State Senator, District 8

Vote For 1

	TOTAL	VOTE %		Election Day	Early Voting	Ballot By Mail	Provisional Ballots	Limited Ballots
REP Angela Paxton	971	60.92%	<div><div></div></div>	240	702	27	2	0
DEM Jonathan Cocks	566	35.51%	<div><div></div></div>	135	408	22	1	0
LIB Edward Kless	57	3.58%	<div><div></div></div>	19	36	1	1	0
Total Votes Cast	1,594	100.00%	<div><div></div></div>	394	1,146	50	4	0
Overvotes	0			0	0	0	0	0
Undervotes	53			22	29	2	0	0
Contest Totals	1,647			416	1,175	52	4	0

State Representative, District 61

Vote For 1

	TOTAL	VOTE %		Election Day	Early Voting	Ballot By Mail	Provisional Ballots	Limited Ballots
REP Frederick Frazier	1,029	64.64%	<div><div></div></div>	247	752	28	2	0
DEM Sheena King	563	35.36%	<div><div></div></div>	149	389	23	2	0
Total Votes Cast	1,592	100.00%	<div><div></div></div>	396	1,141	51	4	0
Overvotes	0			0	0	0	0	0
Undervotes	55			20	34	1	0	0
Contest Totals	1,647			416	1,175	52	4	0

PCT 131

Justice, 5th Court of Appeals District, Place 4

Vote For 1

	TOTAL	VOTE %		Election Day	Early Voting	Ballot By Mail	Provisional Ballots	Limited Ballots
REP Emily A. Miskel	1,047	66.02%	<div><div></div></div>	255	761	28	3	0
DEM Maricela Moore	539	33.98%	<div><div></div></div>	139	379	20	1	0
Total Votes Cast	1,586	100.00%	<div><div></div></div>	394	1,140	48	4	0
Overvotes	0			0	0	0	0	0
Undervotes	61			22	35	4	0	0
Contest Totals	1,647			416	1,175	52	4	0

Justice, 5th Court of Appeals District, Place 7

Vote For 1

	TOTAL	VOTE %		Election Day	Early Voting	Ballot By Mail	Provisional Ballots	Limited Ballots
REP Kristina Williams	1,039	65.43%	<div><div></div></div>	250	758	28	3	0
DEM Nancy Kennedy	549	34.57%	<div><div></div></div>	142	386	20	1	0
Total Votes Cast	1,588	100.00%	<div><div></div></div>	392	1,144	48	4	0
Overvotes	0			0	0	0	0	0
Undervotes	59			24	31	4	0	0
Contest Totals	1,647			416	1,175	52	4	0

County Judge CCD

Vote For 1

	TOTAL	VOTE %		Election Day	Early Voting	Ballot By Mail	Provisional Ballots	Limited Ballots
REP Chris Hill	1,054	66.12%	<div><div></div></div>	254	766	31	3	0
DEM Joshua Murray	540	33.88%	<div><div></div></div>	141	381	17	1	0
Total Votes Cast	1,594	100.00%	<div><div></div></div>	395	1,147	48	4	0
Overvotes	0			0	0	0	0	0
Undervotes	53			21	28	4	0	0
Contest Totals	1,647			416	1,175	52	4	0

District Clerk CCD

Vote For 1

	TOTAL	VOTE %		Election Day	Early Voting	Ballot By Mail	Provisional Ballots	Limited Ballots
REP Mike Gould	1,040	65.74%	<div><div></div></div>	252	756	29	3	0
DEM David Brignac	542	34.26%	<div><div></div></div>	141	382	18	1	0
Total Votes Cast	1,582	100.00%	<div><div></div></div>	393	1,138	47	4	0
Overvotes	0			0	0	0	0	0
Undervotes	65			23	37	5	0	0
Contest Totals	1,647			416	1,175	52	4	0

PCT 131

Justice of the Peace, Precinct 4

Vote For 1

	TOTAL	VOTE %		Election Day	Early Voting	Ballot By Mail	Provision al Ballots	Limited Ballots
REP Vincent Venegoni	1,042	65.95%	<div><div></div></div>	253	758	28	3	0
DEM Adam Kern	538	34.05%	<div><div></div></div>	141	379	18	0	0
Total Votes Cast	1,580	100.00%	<div><div></div></div>	394	1,137	46	3	0
Overvotes	0			0	0	0	0	0
Undervotes	67			22	38	6	1	0
Contest Totals	1,647			416	1,175	52	4	0

PCT 132

U. S. Representative, District 4

Vote For 1

	TOTAL	VOTE %		Election Day	Early Voting	Ballot By Mail	Provisional Ballots	Limited Ballots
REP Pat Fallon	695	43.99%	<div><div></div></div>	177	488	30	0	0
DEM Iro Omere	847	53.61%	<div><div></div></div>	150	648	48	1	0
LIB John Simmons	38	2.41%	<div><div></div></div>	13	24	1	0	0
Total Votes Cast	1,580	100.00%	<div><div></div></div>	340	1,160	79	1	0
Overvotes	0			0	0	0	0	0
Undervotes	25			8	14	3	0	0
Contest Totals	1,605			348	1,174	82	1	0

Governor

Vote For 1

	TOTAL	VOTE %		Election Day	Early Voting	Ballot By Mail	Provisional Ballots	Limited Ballots
REP Greg Abbott	676	42.17%	<div><div></div></div>	164	482	30	0	0
DEM Beto O'Rourke	905	56.46%	<div><div></div></div>	173	681	50	1	0
LIB Mark Tippetts	17	1.06%	<div><div></div></div>	6	10	1	0	0
GRN Delilah Barrios	4	0.25%	<div><div></div></div>	3	1	0	0	0
Write-In Totals	1	0.06%	<div><div></div></div>	1	0	0	0	0
Total Votes Cast	1,603	100.00%	<div><div></div></div>	347	1,174	81	1	0
Overvotes	0			0	0	0	0	0
Undervotes	2			1	0	1	0	0
Contest Totals	1,605			348	1,174	82	1	0

Lieutenant Governor

Vote For 1

	TOTAL	VOTE %		Election Day	Early Voting	Ballot By Mail	Provisional Ballots	Limited Ballots
REP Dan Patrick	649	40.82%	<div><div></div></div>	163	458	28	0	0
DEM Mike Collier	907	57.04%	<div><div></div></div>	166	690	50	1	0
LIB Shanna Steele	34	2.14%	<div><div></div></div>	12	20	2	0	0
Total Votes Cast	1,590	100.00%	<div><div></div></div>	341	1,168	80	1	0
Overvotes	0			0	0	0	0	0
Undervotes	15			7	6	2	0	0
Contest Totals	1,605			348	1,174	82	1	0

Attorney General

Vote For 1

	TOTAL	VOTE %		Election Day	Early Voting	Ballot By Mail	Provisional Ballots	Limited Ballots
REP Ken Paxton	635	40.29%	<div><div></div></div>	163	445	27	0	0
DEM Rochelle Mercedes Garza	889	56.41%	<div><div></div></div>	163	678	47	1	0
LIB Mark Ash	52	3.30%	<div><div></div></div>	14	35	3	0	0
Total Votes Cast	1,576	100.00%	<div><div></div></div>	340	1,158	77	1	0
Overvotes	0			0	0	0	0	0
Undervotes	29			8	16	5	0	0
Contest Totals	1,605			348	1,174	82	1	0

PCT 132

Comptroller of Public Accounts

Vote For 1

	TOTAL	VOTE %		Election Day	Early Voting	Ballot By Mail	Provisional Ballots	Limited Ballots
REP Glenn Hegar	721	45.95%	<div><div></div></div>	180	514	27	0	0
DEM Janet T. Dudding	812	51.75%	<div><div></div></div>	136	625	50	1	0
LIB V. Alonzo Echevarria-Garza	36	2.29%	<div><div></div></div>	16	18	2	0	0
Total Votes Cast	1,569	100.00%	<div><div></div></div>	332	1,157	79	1	0
Overvotes	0			0	0	0	0	0
Undervotes	36			16	17	3	0	0
Contest Totals	1,605			348	1,174	82	1	0

Commissioner of the General Land Office

Vote For 1

	TOTAL	VOTE %		Election Day	Early Voting	Ballot By Mail	Provisional Ballots	Limited Ballots
REP Dawn Buckingham	702	44.91%	<div><div></div></div>	179	493	30	0	0
DEM Jay Kleberg	840	53.74%	<div><div></div></div>	147	643	49	1	0
GRN Alfred Molison, Jr	21	1.34%	<div><div></div></div>	5	16	0	0	0
Write-In Totals	0	0.00%	<div><div></div></div>	0	0	0	0	0
Total Votes Cast	1,563	100.00%	<div><div></div></div>	331	1,152	79	1	0
Overvotes	0			0	0	0	0	0
Undervotes	42			17	22	3	0	0
Contest Totals	1,605			348	1,174	82	1	0

Commissioner of Agriculture

Vote For 1

	TOTAL	VOTE %		Election Day	Early Voting	Ballot By Mail	Provisional Ballots	Limited Ballots
REP Sid Miller	702	44.97%	<div><div></div></div>	181	489	32	0	0
DEM Susan Hays	859	55.03%	<div><div></div></div>	149	661	48	1	0
Total Votes Cast	1,561	100.00%	<div><div></div></div>	330	1,150	80	1	0
Overvotes	0			0	0	0	0	0
Undervotes	44			18	24	2	0	0
Contest Totals	1,605			348	1,174	82	1	0

Railroad Commissioner

Vote For 1

	TOTAL	VOTE %		Election Day	Early Voting	Ballot By Mail	Provisional Ballots	Limited Ballots
REP Wayne Christian	690	44.06%	<div><div></div></div>	174	489	27	0	0
DEM Luke Warford	805	51.40%	<div><div></div></div>	135	620	49	1	0
LIB Jaime Andres Diez	49	3.13%	<div><div></div></div>	16	29	4	0	0
GRN Hunter Wayne Crow	22	1.40%	<div><div></div></div>	7	15	0	0	0
Total Votes Cast	1,566	100.00%	<div><div></div></div>	332	1,153	80	1	0
Overvotes	0			0	0	0	0	0
Undervotes	39			16	21	2	0	0
Contest Totals	1,605			348	1,174	82	1	0

PCT 132

Justice, Supreme Court, Place 3

Vote For 1

	TOTAL	VOTE %		Election Day	Early Voting	Ballot By Mail	Provision al Ballots	Limited Ballots
REP Debra Lehrmann	712	45.44%	<div><div></div></div>	179	502	31	0	0
DEM Erin A. Nowell	823	52.52%	<div><div></div></div>	144	631	47	1	0
LIB Thomas Edward Oxford	32	2.04%	<div><div></div></div>	13	17	2	0	0
Total Votes Cast	1,567	100.00%	<div><div></div></div>	336	1,150	80	1	0
Overvotes	0			0	0	0	0	0
Undervotes	38			12	24	2	0	0
Contest Totals	1,605			348	1,174	82	1	0

Justice, Supreme Court, Place 5

Vote For 1

	TOTAL	VOTE %		Election Day	Early Voting	Ballot By Mail	Provision al Ballots	Limited Ballots
REP Rebeca Huddle	719	46.12%	<div><div></div></div>	182	507	30	0	0
DEM Amanda Reichel	840	53.88%	<div><div></div></div>	153	638	48	1	0
Total Votes Cast	1,559	100.00%	<div><div></div></div>	335	1,145	78	1	0
Overvotes	0			0	0	0	0	0
Undervotes	46			13	29	4	0	0
Contest Totals	1,605			348	1,174	82	1	0

Justice, Supreme Court, Place 9

Vote For 1

	TOTAL	VOTE %		Election Day	Early Voting	Ballot By Mail	Provision al Ballots	Limited Ballots
REP Evan Young	712	45.88%	<div><div></div></div>	178	502	32	0	0
DEM Julia Maldonado	840	54.12%	<div><div></div></div>	152	640	47	1	0
Total Votes Cast	1,552	100.00%	<div><div></div></div>	330	1,142	79	1	0
Overvotes	0			0	0	0	0	0
Undervotes	53			18	32	3	0	0
Contest Totals	1,605			348	1,174	82	1	0

Judge, Court of Criminal Appeals, Place 5

Vote For 1

	TOTAL	VOTE %		Election Day	Early Voting	Ballot By Mail	Provision al Ballots	Limited Ballots
REP Scott Walker	704	45.27%	<div><div></div></div>	174	498	32	0	0
DEM Dana Huffman	851	54.73%	<div><div></div></div>	157	645	48	1	0
Total Votes Cast	1,555	100.00%	<div><div></div></div>	331	1,143	80	1	0
Overvotes	0			0	0	0	0	0
Undervotes	50			17	31	2	0	0
Contest Totals	1,605			348	1,174	82	1	0

PCT 132

Judge, Court of Criminal Appeals, Place 6

Vote For 1

	TOTAL	VOTE %		Election Day	Early Voting	Ballot By Mail	Provisional Ballots	Limited Ballots
REP Jesse F. McClure, III	709	45.98%	<div><div></div></div>	179	500	30	0	0
DEM Robert Johnson	833	54.02%	<div><div></div></div>	146	637	49	1	0
Total Votes Cast	1,542	100.00%	<div><div></div></div>	325	1,137	79	1	0
Overvotes	0			0	0	0	0	0
Undervotes	63			23	37	3	0	0
Contest Totals	1,605			348	1,174	82	1	0

Member, State Board of Education, District 12 CCD

Vote For 1

	TOTAL	VOTE %		Election Day	Early Voting	Ballot By Mail	Provisional Ballots	Limited Ballots
REP Pam Little	697	44.82%	<div><div></div></div>	170	498	29	0	0
DEM Alex Cornwallis	805	51.77%	<div><div></div></div>	143	614	47	1	0
LIB Christy Mowrey	53	3.41%	<div><div></div></div>	16	34	3	0	0
Write-In Totals	0	0.00%	<div><div></div></div>	0	0	0	0	0
Total Votes Cast	1,555	100.00%	<div><div></div></div>	329	1,146	79	1	0
Overvotes	0			0	0	0	0	0
Undervotes	50			19	28	3	0	0
Contest Totals	1,605			348	1,174	82	1	0

State Senator, District 2

Vote For 1

	TOTAL	VOTE %		Election Day	Early Voting	Ballot By Mail	Provisional Ballots	Limited Ballots
REP Bob Hall	699	45.13%	<div><div></div></div>	174	493	32	0	0
DEM Prince S. Giadolor	850	54.87%	<div><div></div></div>	157	644	48	1	0
Total Votes Cast	1,549	100.00%	<div><div></div></div>	331	1,137	80	1	0
Overvotes	0			0	0	0	0	0
Undervotes	56			17	37	2	0	0
Contest Totals	1,605			348	1,174	82	1	0

State Representative, District 70

Vote For 1

	TOTAL	VOTE %		Election Day	Early Voting	Ballot By Mail	Provisional Ballots	Limited Ballots
REP Jamee Jolly	715	46.04%	<div><div></div></div>	178	506	31	0	0
DEM Mihaela Elizabeth Plesa	838	53.96%	<div><div></div></div>	152	636	49	1	0
Total Votes Cast	1,553	100.00%	<div><div></div></div>	330	1,142	80	1	0
Overvotes	0			0	0	0	0	0
Undervotes	52			18	32	2	0	0
Contest Totals	1,605			348	1,174	82	1	0

PCT 132

Justice, 5th Court of Appeals District, Place 4

Vote For 1

	TOTAL	VOTE %		Election Day	Early Voting	Ballot By Mail	Provisional Ballots	Limited Ballots
REP Emily A. Miskel	710	46.19%	<div><div></div></div>	184	494	32	0	0
DEM Maricela Moore	827	53.81%	<div><div></div></div>	143	638	45	1	0
Total Votes Cast	1,537	100.00%	<div><div></div></div>	327	1,132	77	1	0
Overvotes	0			0	0	0	0	0
Undervotes	68			21	42	5	0	0
Contest Totals	1,605			348	1,174	82	1	0

Justice, 5th Court of Appeals District, Place 7

Vote For 1

	TOTAL	VOTE %		Election Day	Early Voting	Ballot By Mail	Provisional Ballots	Limited Ballots
REP Kristina Williams	699	45.45%	<div><div></div></div>	177	492	30	0	0
DEM Nancy Kennedy	839	54.55%	<div><div></div></div>	152	639	47	1	0
Total Votes Cast	1,538	100.00%	<div><div></div></div>	329	1,131	77	1	0
Overvotes	0			0	0	0	0	0
Undervotes	67			19	43	5	0	0
Contest Totals	1,605			348	1,174	82	1	0

County Judge CCD

Vote For 1

	TOTAL	VOTE %		Election Day	Early Voting	Ballot By Mail	Provisional Ballots	Limited Ballots
REP Chris Hill	718	46.26%	<div><div></div></div>	181	506	31	0	0
DEM Joshua Murray	834	53.74%	<div><div></div></div>	151	636	46	1	0
Total Votes Cast	1,552	100.00%	<div><div></div></div>	332	1,142	77	1	0
Overvotes	0			0	0	0	0	0
Undervotes	53			16	32	5	0	0
Contest Totals	1,605			348	1,174	82	1	0

District Clerk CCD

Vote For 1

	TOTAL	VOTE %		Election Day	Early Voting	Ballot By Mail	Provisional Ballots	Limited Ballots
REP Mike Gould	724	46.98%	<div><div></div></div>	185	507	32	0	0
DEM David Brignac	817	53.02%	<div><div></div></div>	143	628	45	1	0
Total Votes Cast	1,541	100.00%	<div><div></div></div>	328	1,135	77	1	0
Overvotes	0			0	0	0	0	0
Undervotes	64			20	39	5	0	0
Contest Totals	1,605			348	1,174	82	1	0

PCT 132

County Commissioner, Precinct 4

Vote For 1

	TOTAL	VOTE %		Election Day	Early Voting	Ballot By Mail	Provision al Ballots	Limited Ballots
REP Duncan Webb	710	46.04%	<div><div></div></div>	180	499	31	0	0
DEM Jeffrey Williams	832	53.96%	<div><div></div></div>	148	638	45	1	0
Total Votes Cast	1,542	100.00%	<div><div></div></div>	328	1,137	76	1	0
Overvotes	0			0	0	0	0	0
Undervotes	63			20	37	6	0	0
Contest Totals	1,605			348	1,174	82	1	0

Justice of the Peace, Precinct 3

Vote For 1

	TOTAL	VOTE %		Election Day	Early Voting	Ballot By Mail	Provision al Ballots	Limited Ballots
REP Mike Missildine	709	46.07%	<div><div></div></div>	181	496	32	0	0
DEM Irvin Lynn Barrett	830	53.93%	<div><div></div></div>	145	639	45	1	0
Total Votes Cast	1,539	100.00%	<div><div></div></div>	326	1,135	77	1	0
Overvotes	0			0	0	0	0	0
Undervotes	66			22	39	5	0	0
Contest Totals	1,605			348	1,174	82	1	0

PCT 133

U. S. Representative District 3

Vote For 1

	TOTAL	VOTE %		Election Day	Early Voting	Ballot By Mail	Provisional Ballots	Limited Ballots
REP Keith Self	639	55.61%	<div><div></div></div>	196	425	17	1	0
DEM Sandeep Srivastava	473	41.17%	<div><div></div></div>	132	324	16	1	0
LIB Christopher Claytor	37	3.22%	<div><div></div></div>	14	23	0	0	0
Total Votes Cast	1,149	100.00%	<div><div></div></div>	342	772	33	2	0
Overvotes	0			0	0	0	0	0
Undervotes	28			10	16	2	0	0
Contest Totals	1,177			352	788	35	2	0

Governor

Vote For 1

	TOTAL	VOTE %		Election Day	Early Voting	Ballot By Mail	Provisional Ballots	Limited Ballots
REP Greg Abbott	634	54.05%	<div><div></div></div>	196	420	17	1	0
DEM Beto O'Rourke	519	44.25%	<div><div></div></div>	147	355	16	1	0
LIB Mark Tippetts	15	1.28%	<div><div></div></div>	6	9	0	0	0
GRN Delilah Barrios	4	0.34%	<div><div></div></div>	1	3	0	0	0
Write-In Totals	1	0.09%	<div><div></div></div>	1	0	0	0	0
Total Votes Cast	1,173	100.00%	<div><div></div></div>	351	787	33	2	0
Overvotes	0			0	0	0	0	0
Undervotes	4			1	1	2	0	0
Contest Totals	1,177			352	788	35	2	0

Lieutenant Governor

Vote For 1

	TOTAL	VOTE %		Election Day	Early Voting	Ballot By Mail	Provisional Ballots	Limited Ballots
REP Dan Patrick	616	53.38%	<div><div></div></div>	193	406	16	1	0
DEM Mike Collier	505	43.76%	<div><div></div></div>	138	349	17	1	0
LIB Shanna Steele	33	2.86%	<div><div></div></div>	12	20	1	0	0
Total Votes Cast	1,154	100.00%	<div><div></div></div>	343	775	34	2	0
Overvotes	0			0	0	0	0	0
Undervotes	23			9	13	1	0	0
Contest Totals	1,177			352	788	35	2	0

Attorney General

Vote For 1

	TOTAL	VOTE %		Election Day	Early Voting	Ballot By Mail	Provisional Ballots	Limited Ballots
REP Ken Paxton	599	52.36%	<div><div></div></div>	195	389	14	1	0
DEM Rochelle Mercedes Garza	493	43.09%	<div><div></div></div>	133	342	17	1	0
LIB Mark Ash	52	4.55%	<div><div></div></div>	10	40	2	0	0
Total Votes Cast	1,144	100.00%	<div><div></div></div>	338	771	33	2	0
Overvotes	0			0	0	0	0	0
Undervotes	33			14	17	2	0	0
Contest Totals	1,177			352	788	35	2	0

PCT 133

Comptroller of Public Accounts

Vote For 1

	TOTAL	VOTE %		Election Day	Early Voting	Ballot By Mail	Provisional Ballots	Limited Ballots
REP Glenn Hegar	642	56.32%	<div><div></div></div>	197	427	17	1	0
DEM Janet T. Dudding	466	40.88%	<div><div></div></div>	129	320	16	1	0
LIB V. Alonzo Echevarria-Garza	32	2.81%	<div><div></div></div>	8	24	0	0	0
Total Votes Cast	1,140	100.00%	<div><div></div></div>	334	771	33	2	0
Overvotes	0			0	0	0	0	0
Undervotes	37			18	17	2	0	0
Contest Totals	1,177			352	788	35	2	0

Commissioner of the General Land Office

Vote For 1

	TOTAL	VOTE %		Election Day	Early Voting	Ballot By Mail	Provisional Ballots	Limited Ballots
REP Dawn Buckingham	641	56.33%	<div><div></div></div>	198	425	17	1	0
DEM Jay Kleberg	478	42.00%	<div><div></div></div>	131	329	17	1	0
GRN Alfred Molison, Jr	19	1.67%	<div><div></div></div>	7	12	0	0	0
Write-In Totals	0	0.00%	<div><div></div></div>	0	0	0	0	0
Total Votes Cast	1,138	100.00%	<div><div></div></div>	336	766	34	2	0
Overvotes	0			0	0	0	0	0
Undervotes	39			16	22	1	0	0
Contest Totals	1,177			352	788	35	2	0

Commissioner of Agriculture

Vote For 1

	TOTAL	VOTE %		Election Day	Early Voting	Ballot By Mail	Provisional Ballots	Limited Ballots
REP Sid Miller	650	57.17%	<div><div></div></div>	202	430	17	1	0
DEM Susan Hays	487	42.83%	<div><div></div></div>	133	336	17	1	0
Total Votes Cast	1,137	100.00%	<div><div></div></div>	335	766	34	2	0
Overvotes	0			0	0	0	0	0
Undervotes	40			17	22	1	0	0
Contest Totals	1,177			352	788	35	2	0

Railroad Commissioner

Vote For 1

	TOTAL	VOTE %		Election Day	Early Voting	Ballot By Mail	Provisional Ballots	Limited Ballots
REP Wayne Christian	630	55.21%	<div><div></div></div>	192	420	17	1	0
DEM Luke Warford	455	39.88%	<div><div></div></div>	120	317	17	1	0
LIB Jaime Andres Diez	40	3.51%	<div><div></div></div>	15	25	0	0	0
GRN Hunter Wayne Crow	16	1.40%	<div><div></div></div>	8	8	0	0	0
Total Votes Cast	1,141	100.00%	<div><div></div></div>	335	770	34	2	0
Overvotes	0			0	0	0	0	0
Undervotes	36			17	18	1	0	0
Contest Totals	1,177			352	788	35	2	0

PCT 133

Justice, Supreme Court, Place 3

Vote For 1

	TOTAL	VOTE %		Election Day	Early Voting	Ballot By Mail	Provisional Ballots	Limited Ballots
REP Debra Lehrmann	634	55.81%	<div><div></div></div>	196	420	17	1	0
DEM Erin A. Nowell	469	41.29%	<div><div></div></div>	131	320	17	1	0
LIB Thomas Edward Oxford	33	2.90%	<div><div></div></div>	10	23	0	0	0
Total Votes Cast	1,136	100.00%	<div><div></div></div>	337	763	34	2	0
Overvotes	0			0	0	0	0	0
Undervotes	41			15	25	1	0	0
Contest Totals	1,177			352	788	35	2	0

Justice, Supreme Court, Place 5

Vote For 1

	TOTAL	VOTE %		Election Day	Early Voting	Ballot By Mail	Provisional Ballots	Limited Ballots
REP Rebeca Huddle	650	57.37%	<div><div></div></div>	202	431	16	1	0
DEM Amanda Reichel	483	42.63%	<div><div></div></div>	132	333	17	1	0
Total Votes Cast	1,133	100.00%	<div><div></div></div>	334	764	33	2	0
Overvotes	0			0	0	0	0	0
Undervotes	44			18	24	2	0	0
Contest Totals	1,177			352	788	35	2	0

Justice, Supreme Court, Place 9

Vote For 1

	TOTAL	VOTE %		Election Day	Early Voting	Ballot By Mail	Provisional Ballots	Limited Ballots
REP Evan Young	645	57.13%	<div><div></div></div>	202	425	17	1	0
DEM Julia Maldonado	484	42.87%	<div><div></div></div>	131	335	17	1	0
Total Votes Cast	1,129	100.00%	<div><div></div></div>	333	760	34	2	0
Overvotes	0			0	0	0	0	0
Undervotes	48			19	28	1	0	0
Contest Totals	1,177			352	788	35	2	0

Judge, Court of Criminal Appeals, Place 5

Vote For 1

	TOTAL	VOTE %		Election Day	Early Voting	Ballot By Mail	Provisional Ballots	Limited Ballots
REP Scott Walker	651	57.71%	<div><div></div></div>	200	433	17	1	0
DEM Dana Huffman	477	42.29%	<div><div></div></div>	132	327	17	1	0
Total Votes Cast	1,128	100.00%	<div><div></div></div>	332	760	34	2	0
Overvotes	0			0	0	0	0	0
Undervotes	49			20	28	1	0	0
Contest Totals	1,177			352	788	35	2	0

PCT 133

Judge, Court of Criminal Appeals, Place 6

Vote For 1

	TOTAL	VOTE %		Election Day	Early Voting	Ballot By Mail	Provisional Ballots	Limited Ballots
REP Jesse F. McClure, III	648	57.65%	<div><div></div></div>	200	429	18	1	0
DEM Robert Johnson	476	42.35%	<div><div></div></div>	131	328	16	1	0
Total Votes Cast	1,124	100.00%	<div><div></div></div>	331	757	34	2	0
Overvotes	0			0	0	0	0	0
Undervotes	53			21	31	1	0	0
Contest Totals	1,177			352	788	35	2	0

Member, State Board of Education, District 12 CCD

Vote For 1

	TOTAL	VOTE %		Election Day	Early Voting	Ballot By Mail	Provisional Ballots	Limited Ballots
REP Pam Little	623	54.99%	<div><div></div></div>	190	414	18	1	0
DEM Alex Cornwallis	456	40.25%	<div><div></div></div>	122	317	16	1	0
LIB Christy Mowrey	53	4.68%	<div><div></div></div>	20	33	0	0	0
Write-In Totals	1	0.09%	<div><div></div></div>	1	0	0	0	0
Total Votes Cast	1,133	100.00%	<div><div></div></div>	333	764	34	2	0
Overvotes	0			0	0	0	0	0
Undervotes	44			19	24	1	0	0
Contest Totals	1,177			352	788	35	2	0

State Senator, District 8

Vote For 1

	TOTAL	VOTE %		Election Day	Early Voting	Ballot By Mail	Provisional Ballots	Limited Ballots
REP Angela Paxton	618	54.35%	<div><div></div></div>	199	401	17	1	0
DEM Jonathan Cocks	484	42.57%	<div><div></div></div>	127	339	17	1	0
LIB Edward Kless	35	3.08%	<div><div></div></div>	8	27	0	0	0
Total Votes Cast	1,137	100.00%	<div><div></div></div>	334	767	34	2	0
Overvotes	0			0	0	0	0	0
Undervotes	40			18	21	1	0	0
Contest Totals	1,177			352	788	35	2	0

Justice, 5th Court of Appeals District, Place 4

Vote For 1

	TOTAL	VOTE %		Election Day	Early Voting	Ballot By Mail	Provisional Ballots	Limited Ballots
REP Emily A. Miskel	640	57.25%	<div><div></div></div>	197	424	18	1	0
DEM Maricela Moore	478	42.75%	<div><div></div></div>	129	332	16	1	0
Total Votes Cast	1,118	100.00%	<div><div></div></div>	326	756	34	2	0
Overvotes	0			0	0	0	0	0
Undervotes	59			26	32	1	0	0
Contest Totals	1,177			352	788	35	2	0

PCT 133

Justice, 5th Court of Appeals District, Place 7

Vote For 1

	TOTAL	VOTE %		Election Day	Early Voting	Ballot By Mail	Provisional Ballots	Limited Ballots
REP Kristina Williams	647	57.41%	<div><div></div></div>	201	428	17	1	0
DEM Nancy Kennedy	480	42.59%	<div><div></div></div>	130	331	18	1	0
Total Votes Cast	1,127	100.00%	<div><div></div></div>	331	759	35	2	0
Overvotes	0			0	0	0	0	0
Undervotes	50			21	29	0	0	0
Contest Totals	1,177			352	788	35	2	0

County Judge CCD

Vote For 1

	TOTAL	VOTE %		Election Day	Early Voting	Ballot By Mail	Provisional Ballots	Limited Ballots
REP Chris Hill	647	57.05%	<div><div></div></div>	200	429	17	1	0
DEM Joshua Murray	487	42.95%	<div><div></div></div>	132	336	18	1	0
Total Votes Cast	1,134	100.00%	<div><div></div></div>	332	765	35	2	0
Overvotes	0			0	0	0	0	0
Undervotes	43			20	23	0	0	0
Contest Totals	1,177			352	788	35	2	0

District Clerk CCD

Vote For 1

	TOTAL	VOTE %		Election Day	Early Voting	Ballot By Mail	Provisional Ballots	Limited Ballots
REP Mike Gould	647	57.72%	<div><div></div></div>	200	429	17	1	0
DEM David Brignac	474	42.28%	<div><div></div></div>	127	329	17	1	0
Total Votes Cast	1,121	100.00%	<div><div></div></div>	327	758	34	2	0
Overvotes	0			0	0	0	0	0
Undervotes	56			25	30	1	0	0
Contest Totals	1,177			352	788	35	2	0

Justice of the Peace, Precinct 2

Vote For 1

	TOTAL	VOTE %		Election Day	Early Voting	Ballot By Mail	Provisional Ballots	Limited Ballots
REP Ellen Skinner	650	57.62%	<div><div></div></div>	202	429	18	1	0
DEM Jennifer McKenzie	478	42.38%	<div><div></div></div>	128	332	17	1	0
Total Votes Cast	1,128	100.00%	<div><div></div></div>	330	761	35	2	0
Overvotes	0			0	0	0	0	0
Undervotes	49			22	27	0	0	0
Contest Totals	1,177			352	788	35	2	0

PCT 134

U. S. Representative, District 4

Vote For 1

	TOTAL	VOTE %		Election Day	Early Voting	Ballot By Mail	Provisional Ballots	Limited Ballots
REP Pat Fallon	869	46.40%	<div><div></div></div>	283	572	13	1	0
DEM Iro Omere	960	51.25%	<div><div></div></div>	270	668	21	1	0
LIB John Simmons	44	2.35%	<div><div></div></div>	18	26	0	0	0
Total Votes Cast	1,873	100.00%	<div><div></div></div>	571	1,266	34	2	0
Overvotes	0			0	0	0	0	0
Undervotes	33			14	19	0	0	0
Contest Totals	1,906			585	1,285	34	2	0

Governor

Vote For 1

	TOTAL	VOTE %		Election Day	Early Voting	Ballot By Mail	Provisional Ballots	Limited Ballots
REP Greg Abbott	857	45.03%	<div><div></div></div>	286	557	13	1	0
DEM Beto O'Rourke	1,031	54.18%	<div><div></div></div>	289	721	20	1	0
LIB Mark Tippetts	11	0.58%	<div><div></div></div>	6	4	1	0	0
GRN Delilah Barrios	4	0.21%	<div><div></div></div>	2	2	0	0	0
Write-In Totals	0	0.00%	<div><div></div></div>	0	0	0	0	0
Total Votes Cast	1,903	100.00%	<div><div></div></div>	583	1,284	34	2	0
Overvotes	0			0	0	0	0	0
Undervotes	3			2	1	0	0	0
Contest Totals	1,906			585	1,285	34	2	0

Lieutenant Governor

Vote For 1

	TOTAL	VOTE %		Election Day	Early Voting	Ballot By Mail	Provisional Ballots	Limited Ballots
REP Dan Patrick	850	45.12%	<div><div></div></div>	281	556	12	1	0
DEM Mike Collier	986	52.34%	<div><div></div></div>	272	693	20	1	0
LIB Shanna Steele	48	2.55%	<div><div></div></div>	21	25	2	0	0
Total Votes Cast	1,884	100.00%	<div><div></div></div>	574	1,274	34	2	0
Overvotes	0			0	0	0	0	0
Undervotes	22			11	11	0	0	0
Contest Totals	1,906			585	1,285	34	2	0

Attorney General

Vote For 1

	TOTAL	VOTE %		Election Day	Early Voting	Ballot By Mail	Provisional Ballots	Limited Ballots
REP Ken Paxton	826	44.01%	<div><div></div></div>	272	540	13	1	0
DEM Rochelle Mercedes Garza	993	52.90%	<div><div></div></div>	280	693	19	1	0
LIB Mark Ash	58	3.09%	<div><div></div></div>	20	36	2	0	0
Total Votes Cast	1,877	100.00%	<div><div></div></div>	572	1,269	34	2	0
Overvotes	0			0	0	0	0	0
Undervotes	29			13	16	0	0	0
Contest Totals	1,906			585	1,285	34	2	0

PCT 134

Comptroller of Public Accounts

Vote For 1

	TOTAL	VOTE %		Election Day	Early Voting	Ballot By Mail	Provisional Ballots	Limited Ballots
REP Glenn Hegar	891	47.57%	<div><div></div></div>	291	586	13	1	0
DEM Janet T. Dudding	939	50.13%	<div><div></div></div>	259	660	19	1	0
LIB V. Alonzo Echevarria-Garza	43	2.30%	<div><div></div></div>	24	18	1	0	0
Total Votes Cast	1,873	100.00%	<div><div></div></div>	574	1,264	33	2	0
Overvotes	0			0	0	0	0	0
Undervotes	33			11	21	1	0	0
Contest Totals	1,906			585	1,285	34	2	0

Commissioner of the General Land Office

Vote For 1

	TOTAL	VOTE %		Election Day	Early Voting	Ballot By Mail	Provisional Ballots	Limited Ballots
REP Dawn Buckingham	877	46.85%	<div><div></div></div>	287	576	14	0	0
DEM Jay Kleberg	975	52.08%	<div><div></div></div>	270	685	19	1	0
GRN Alfred Molison, Jr	20	1.07%	<div><div></div></div>	13	6	0	1	0
Write-In Totals	0	0.00%	<div><div></div></div>	0	0	0	0	0
Total Votes Cast	1,872	100.00%	<div><div></div></div>	570	1,267	33	2	0
Overvotes	0			0	0	0	0	0
Undervotes	34			15	18	1	0	0
Contest Totals	1,906			585	1,285	34	2	0

Commissioner of Agriculture

Vote For 1

	TOTAL	VOTE %		Election Day	Early Voting	Ballot By Mail	Provisional Ballots	Limited Ballots
REP Sid Miller	886	47.40%	<div><div></div></div>	292	580	13	1	0
DEM Susan Hays	983	52.60%	<div><div></div></div>	278	684	20	1	0
Total Votes Cast	1,869	100.00%	<div><div></div></div>	570	1,264	33	2	0
Overvotes	0			0	0	0	0	0
Undervotes	37			15	21	1	0	0
Contest Totals	1,906			585	1,285	34	2	0

Railroad Commissioner

Vote For 1

	TOTAL	VOTE %		Election Day	Early Voting	Ballot By Mail	Provisional Ballots	Limited Ballots
REP Wayne Christian	861	46.22%	<div><div></div></div>	280	568	13	0	0
DEM Luke Warford	925	49.65%	<div><div></div></div>	253	654	17	1	0
LIB Jaime Andres Diez	63	3.38%	<div><div></div></div>	31	30	2	0	0
GRN Hunter Wayne Crow	14	0.75%	<div><div></div></div>	6	7	0	1	0
Total Votes Cast	1,863	100.00%	<div><div></div></div>	570	1,259	32	2	0
Overvotes	0			0	0	0	0	0
Undervotes	43			15	26	2	0	0
Contest Totals	1,906			585	1,285	34	2	0

PCT 134

Justice, Supreme Court, Place 3

Vote For 1

	TOTAL	VOTE %		Election Day	Early Voting	Ballot By Mail	Provisional Ballots	Limited Ballots
REP Debra Lehrmann	867	46.17%	<div><div></div></div>	284	569	13	1	0
DEM Erin A. Nowell	975	51.92%	<div><div></div></div>	272	682	20	1	0
LIB Thomas Edward Oxford	36	1.92%	<div><div></div></div>	19	16	1	0	0
Total Votes Cast	1,878	100.00%	<div><div></div></div>	575	1,267	34	2	0
Overvotes	0			0	0	0	0	0
Undervotes	28			10	18	0	0	0
Contest Totals	1,906			585	1,285	34	2	0

Justice, Supreme Court, Place 5

Vote For 1

	TOTAL	VOTE %		Election Day	Early Voting	Ballot By Mail	Provisional Ballots	Limited Ballots
REP Rebeca Huddle	875	46.84%	<div><div></div></div>	291	570	13	1	0
DEM Amanda Reichel	993	53.16%	<div><div></div></div>	281	691	20	1	0
Total Votes Cast	1,868	100.00%	<div><div></div></div>	572	1,261	33	2	0
Overvotes	0			0	0	0	0	0
Undervotes	38			13	24	1	0	0
Contest Totals	1,906			585	1,285	34	2	0

Justice, Supreme Court, Place 9

Vote For 1

	TOTAL	VOTE %		Election Day	Early Voting	Ballot By Mail	Provisional Ballots	Limited Ballots
REP Evan Young	873	46.78%	<div><div></div></div>	285	574	13	1	0
DEM Julia Maldonado	993	53.22%	<div><div></div></div>	286	686	20	1	0
Total Votes Cast	1,866	100.00%	<div><div></div></div>	571	1,260	33	2	0
Overvotes	0			0	0	0	0	0
Undervotes	40			14	25	1	0	0
Contest Totals	1,906			585	1,285	34	2	0

Judge, Court of Criminal Appeals, Place 5

Vote For 1

	TOTAL	VOTE %		Election Day	Early Voting	Ballot By Mail	Provisional Ballots	Limited Ballots
REP Scott Walker	865	46.48%	<div><div></div></div>	288	563	13	1	0
DEM Dana Huffman	996	53.52%	<div><div></div></div>	282	693	20	1	0
Total Votes Cast	1,861	100.00%	<div><div></div></div>	570	1,256	33	2	0
Overvotes	0			0	0	0	0	0
Undervotes	45			15	29	1	0	0
Contest Totals	1,906			585	1,285	34	2	0

PCT 134

Judge, Court of Criminal Appeals, Place 6

Vote For 1

	TOTAL	VOTE %		Election Day	Early Voting	Ballot By Mail	Provisional Ballots	Limited Ballots
REP Jesse F. McClure, III	865	46.58%	<div><div></div></div>	286	565	13	1	0
DEM Robert Johnson	992	53.42%	<div><div></div></div>	282	689	20	1	0
Total Votes Cast	1,857	100.00%	<div><div></div></div>	568	1,254	33	2	0
Overvotes	0			0	0	0	0	0
Undervotes	49			17	31	1	0	0
Contest Totals	1,906			585	1,285	34	2	0

Member, State Board of Education, District 12 CCD

Vote For 1

	TOTAL	VOTE %		Election Day	Early Voting	Ballot By Mail	Provisional Ballots	Limited Ballots
REP Pam Little	852	45.86%	<div><div></div></div>	280	558	13	1	0
DEM Alex Cornwallis	946	50.92%	<div><div></div></div>	258	669	18	1	0
LIB Christy Mowrey	59	3.18%	<div><div></div></div>	27	30	2	0	0
Write-In Totals	1	0.05%	<div><div></div></div>	0	1	0	0	0
Total Votes Cast	1,858	100.00%	<div><div></div></div>	565	1,258	33	2	0
Overvotes	0			0	0	0	0	0
Undervotes	48			20	27	1	0	0
Contest Totals	1,906			585	1,285	34	2	0

State Representative, District 61

Vote For 1

	TOTAL	VOTE %		Election Day	Early Voting	Ballot By Mail	Provisional Ballots	Limited Ballots
REP Frederick Frazier	867	46.64%	<div><div></div></div>	286	567	13	1	0
DEM Sheena King	992	53.36%	<div><div></div></div>	283	689	20	0	0
Total Votes Cast	1,859	100.00%	<div><div></div></div>	569	1,256	33	1	0
Overvotes	0			0	0	0	0	0
Undervotes	47			16	29	1	1	0
Contest Totals	1,906			585	1,285	34	2	0

Justice, 5th Court of Appeals District, Place 4

Vote For 1

	TOTAL	VOTE %		Election Day	Early Voting	Ballot By Mail	Provisional Ballots	Limited Ballots
REP Emily A. Miskel	866	46.91%	<div><div></div></div>	281	570	14	1	0
DEM Maricela Moore	980	53.09%	<div><div></div></div>	280	680	19	1	0
Total Votes Cast	1,846	100.00%	<div><div></div></div>	561	1,250	33	2	0
Overvotes	0			0	0	0	0	0
Undervotes	60			24	35	1	0	0
Contest Totals	1,906			585	1,285	34	2	0

PCT 134

Justice, 5th Court of Appeals District, Place 7

Vote For 1

	TOTAL	VOTE %		Election Day	Early Voting	Ballot By Mail	Provisional Ballots	Limited Ballots
REP Kristina Williams	872	46.88%	<div><div></div></div>	286	572	13	1	0
DEM Nancy Kennedy	988	53.12%	<div><div></div></div>	278	688	21	1	0
Total Votes Cast	1,860	100.00%	<div><div></div></div>	564	1,260	34	2	0
Overvotes	0			0	0	0	0	0
Undervotes	46			21	25	0	0	0
Contest Totals	1,906			585	1,285	34	2	0

County Judge CCD

Vote For 1

	TOTAL	VOTE %		Election Day	Early Voting	Ballot By Mail	Provisional Ballots	Limited Ballots
REP Chris Hill	877	47.05%	<div><div></div></div>	289	574	13	1	0
DEM Joshua Murray	987	52.95%	<div><div></div></div>	280	685	21	1	0
Total Votes Cast	1,864	100.00%	<div><div></div></div>	569	1,259	34	2	0
Overvotes	0			0	0	0	0	0
Undervotes	42			16	26	0	0	0
Contest Totals	1,906			585	1,285	34	2	0

District Clerk CCD

Vote For 1

	TOTAL	VOTE %		Election Day	Early Voting	Ballot By Mail	Provisional Ballots	Limited Ballots
REP Mike Gould	876	47.30%	<div><div></div></div>	291	571	13	1	0
DEM David Brignac	976	52.70%	<div><div></div></div>	272	682	21	1	0
Total Votes Cast	1,852	100.00%	<div><div></div></div>	563	1,253	34	2	0
Overvotes	0			0	0	0	0	0
Undervotes	54			22	32	0	0	0
Contest Totals	1,906			585	1,285	34	2	0

Justice of the Peace, Precinct 4

Vote For 1

	TOTAL	VOTE %		Election Day	Early Voting	Ballot By Mail	Provisional Ballots	Limited Ballots
REP Vincent Venegoni	873	46.89%	<div><div></div></div>	291	568	13	1	0
DEM Adam Kern	989	53.11%	<div><div></div></div>	276	691	21	1	0
Total Votes Cast	1,862	100.00%	<div><div></div></div>	567	1,259	34	2	0
Overvotes	0			0	0	0	0	0
Undervotes	44			18	26	0	0	0
Contest Totals	1,906			585	1,285	34	2	0

PCT 135

U. S. Representative, District 4

Vote For 1

	TOTAL	VOTE %		Election Day	Early Voting	Ballot By Mail	Provisional Ballots	Limited Ballots
REP Pat Fallon	965	45.78%	<div><div></div></div>	287	650	25	3	0
DEM Iro Omere	1,096	51.99%	<div><div></div></div>	262	787	44	3	0
LIB John Simmons	47	2.23%	<div><div></div></div>	17	29	1	0	0
Total Votes Cast	2,108	100.00%	<div><div></div></div>	566	1,466	70	6	0
Overvotes	0			0	0	0	0	0
Undervotes	44			18	25	1	0	0
Contest Totals	2,152			584	1,491	71	6	0

Governor

Vote For 1

	TOTAL	VOTE %		Election Day	Early Voting	Ballot By Mail	Provisional Ballots	Limited Ballots
REP Greg Abbott	945	44.10%	<div><div></div></div>	278	638	26	3	0
DEM Beto O'Rourke	1,172	54.69%	<div><div></div></div>	292	832	45	3	0
LIB Mark Tippetts	21	0.98%	<div><div></div></div>	7	14	0	0	0
GRN Delilah Barrios	5	0.23%	<div><div></div></div>	3	2	0	0	0
Write-In Totals	0	0.00%	<div><div></div></div>	0	0	0	0	0
Total Votes Cast	2,143	100.00%	<div><div></div></div>	580	1,486	71	6	0
Overvotes	0			0	0	0	0	0
Undervotes	9			4	5	0	0	0
Contest Totals	2,152			584	1,491	71	6	0

Lieutenant Governor

Vote For 1

	TOTAL	VOTE %		Election Day	Early Voting	Ballot By Mail	Provisional Ballots	Limited Ballots
REP Dan Patrick	925	43.61%	<div><div></div></div>	283	614	25	3	0
DEM Mike Collier	1,147	54.08%	<div><div></div></div>	271	828	45	3	0
LIB Shanna Steele	49	2.31%	<div><div></div></div>	17	31	1	0	0
Total Votes Cast	2,121	100.00%	<div><div></div></div>	571	1,473	71	6	0
Overvotes	0			0	0	0	0	0
Undervotes	31			13	18	0	0	0
Contest Totals	2,152			584	1,491	71	6	0

Attorney General

Vote For 1

	TOTAL	VOTE %		Election Day	Early Voting	Ballot By Mail	Provisional Ballots	Limited Ballots
REP Ken Paxton	890	42.32%	<div><div></div></div>	268	595	24	3	0
DEM Rochelle Mercedes Garza	1,151	54.73%	<div><div></div></div>	280	823	45	3	0
LIB Mark Ash	62	2.95%	<div><div></div></div>	19	41	2	0	0
Total Votes Cast	2,103	100.00%	<div><div></div></div>	567	1,459	71	6	0
Overvotes	0			0	0	0	0	0
Undervotes	49			17	32	0	0	0
Contest Totals	2,152			584	1,491	71	6	0

PCT 135

Comptroller of Public Accounts

Vote For 1

	TOTAL	VOTE %		Election Day	Early Voting	Ballot By Mail	Provisional Ballots	Limited Ballots
REP Glenn Hegar	986	47.06%	<div><div></div></div>	289	668	26	3	0
DEM Janet T. Dudding	1,073	51.22%	<div><div></div></div>	252	773	45	3	0
LIB V. Alonzo Echevarria-Garza	36	1.72%	<div><div></div></div>	16	20	0	0	0
Total Votes Cast	2,095	100.00%	<div><div></div></div>	557	1,461	71	6	0
Overvotes	0			0	0	0	0	0
Undervotes	57			27	30	0	0	0
Contest Totals	2,152			584	1,491	71	6	0

Commissioner of the General Land Office

Vote For 1

	TOTAL	VOTE %		Election Day	Early Voting	Ballot By Mail	Provisional Ballots	Limited Ballots
REP Dawn Buckingham	982	46.92%	<div><div></div></div>	291	662	26	3	0
DEM Jay Kleberg	1,082	51.70%	<div><div></div></div>	254	782	43	3	0
GRN Alfred Molison, Jr	28	1.34%	<div><div></div></div>	12	15	1	0	0
Write-In Totals	1	0.05%	<div><div></div></div>	0	1	0	0	0
Total Votes Cast	2,093	100.00%	<div><div></div></div>	557	1,460	70	6	0
Overvotes	0			0	0	0	0	0
Undervotes	59			27	31	1	0	0
Contest Totals	2,152			584	1,491	71	6	0

Commissioner of Agriculture

Vote For 1

	TOTAL	VOTE %		Election Day	Early Voting	Ballot By Mail	Provisional Ballots	Limited Ballots
REP Sid Miller	982	46.92%	<div><div></div></div>	291	662	26	3	0
DEM Susan Hays	1,111	53.08%	<div><div></div></div>	266	798	44	3	0
Total Votes Cast	2,093	100.00%	<div><div></div></div>	557	1,460	70	6	0
Overvotes	0			0	0	0	0	0
Undervotes	59			27	31	1	0	0
Contest Totals	2,152			584	1,491	71	6	0

Railroad Commissioner

Vote For 1

	TOTAL	VOTE %		Election Day	Early Voting	Ballot By Mail	Provisional Ballots	Limited Ballots
REP Wayne Christian	965	46.31%	<div><div></div></div>	284	653	25	3	0
DEM Luke Warford	1,048	50.29%	<div><div></div></div>	238	768	39	3	0
LIB Jaime Andres Diez	52	2.50%	<div><div></div></div>	25	22	5	0	0
GRN Hunter Wayne Crow	19	0.91%	<div><div></div></div>	7	12	0	0	0
Total Votes Cast	2,084	100.00%	<div><div></div></div>	554	1,455	69	6	0
Overvotes	0			0	0	0	0	0
Undervotes	68			30	36	2	0	0
Contest Totals	2,152			584	1,491	71	6	0

PCT 135

Justice, Supreme Court, Place 3

Vote For 1

	TOTAL	VOTE %		Election Day	Early Voting	Ballot By Mail	Provisional Ballots	Limited Ballots
REP Debra Lehrmann	972	46.48%	<div><div></div></div>	279	666	24	3	0
DEM Erin A. Nowell	1,089	52.08%	<div><div></div></div>	264	780	42	3	0
LIB Thomas Edward Oxford	30	1.43%	<div><div></div></div>	14	13	3	0	0
Total Votes Cast	2,091	100.00%	<div><div></div></div>	557	1,459	69	6	0
Overvotes	0			0	0	0	0	0
Undervotes	61			27	32	2	0	0
Contest Totals	2,152			584	1,491	71	6	0

Justice, Supreme Court, Place 5

Vote For 1

	TOTAL	VOTE %		Election Day	Early Voting	Ballot By Mail	Provisional Ballots	Limited Ballots
REP Rebeca Huddle	981	47.01%	<div><div></div></div>	283	669	26	3	0
DEM Amanda Reichel	1,106	52.99%	<div><div></div></div>	272	788	43	3	0
Total Votes Cast	2,087	100.00%	<div><div></div></div>	555	1,457	69	6	0
Overvotes	0			0	0	0	0	0
Undervotes	65			29	34	2	0	0
Contest Totals	2,152			584	1,491	71	6	0

Justice, Supreme Court, Place 9

Vote For 1

	TOTAL	VOTE %		Election Day	Early Voting	Ballot By Mail	Provisional Ballots	Limited Ballots
REP Evan Young	971	46.55%	<div><div></div></div>	283	659	26	3	0
DEM Julia Maldonado	1,115	53.45%	<div><div></div></div>	272	796	44	3	0
Total Votes Cast	2,086	100.00%	<div><div></div></div>	555	1,455	70	6	0
Overvotes	0			0	0	0	0	0
Undervotes	66			29	36	1	0	0
Contest Totals	2,152			584	1,491	71	6	0

Judge, Court of Criminal Appeals, Place 5

Vote For 1

	TOTAL	VOTE %		Election Day	Early Voting	Ballot By Mail	Provisional Ballots	Limited Ballots
REP Scott Walker	971	46.77%	<div><div></div></div>	286	657	25	3	0
DEM Dana Huffman	1,105	53.23%	<div><div></div></div>	265	794	43	3	0
Total Votes Cast	2,076	100.00%	<div><div></div></div>	551	1,451	68	6	0
Overvotes	0			0	0	0	0	0
Undervotes	76			33	40	3	0	0
Contest Totals	2,152			584	1,491	71	6	0

PCT 135

Judge, Court of Criminal Appeals, Place 6

Vote For 1

	TOTAL	VOTE %		Election Day	Early Voting	Ballot By Mail	Provisional Ballots	Limited Ballots
REP Jesse F. McClure, III	983	47.37%	<div><div></div></div>	286	669	25	3	0
DEM Robert Johnson	1,092	52.63%	<div><div></div></div>	265	781	43	3	0
Total Votes Cast	2,075	100.00%	<div><div></div></div>	551	1,450	68	6	0
Overvotes	0			0	0	0	0	0
Undervotes	77			33	41	3	0	0
Contest Totals	2,152			584	1,491	71	6	0

Member, State Board of Education, District 12 CCD

Vote For 1

	TOTAL	VOTE %		Election Day	Early Voting	Ballot By Mail	Provisional Ballots	Limited Ballots
REP Pam Little	954	45.93%	<div><div></div></div>	277	648	26	3	0
DEM Alex Cornwallis	1,068	51.42%	<div><div></div></div>	254	770	41	3	0
LIB Christy Mowrey	54	2.60%	<div><div></div></div>	21	31	2	0	0
Write-In Totals	1	0.05%	<div><div></div></div>	0	1	0	0	0
Total Votes Cast	2,077	100.00%	<div><div></div></div>	552	1,450	69	6	0
Overvotes	0			0	0	0	0	0
Undervotes	75			32	41	2	0	0
Contest Totals	2,152			584	1,491	71	6	0

State Senator, District 8

Vote For 1

	TOTAL	VOTE %		Election Day	Early Voting	Ballot By Mail	Provisional Ballots	Limited Ballots
REP Angela Paxton	919	44.08%	<div><div></div></div>	274	617	25	3	0
DEM Jonathan Cocks	1,113	53.38%	<div><div></div></div>	263	803	44	3	0
LIB Edward Kless	53	2.54%	<div><div></div></div>	20	33	0	0	0
Total Votes Cast	2,085	100.00%	<div><div></div></div>	557	1,453	69	6	0
Overvotes	0			0	0	0	0	0
Undervotes	67			27	38	2	0	0
Contest Totals	2,152			584	1,491	71	6	0

State Representative, District 70

Vote For 1

	TOTAL	VOTE %		Election Day	Early Voting	Ballot By Mail	Provisional Ballots	Limited Ballots
REP Jamee Jolly	980	46.85%	<div><div></div></div>	291	661	25	3	0
DEM Mihaela Elizabeth Plesa	1,112	53.15%	<div><div></div></div>	267	798	44	3	0
Total Votes Cast	2,092	100.00%	<div><div></div></div>	558	1,459	69	6	0
Overvotes	0			0	0	0	0	0
Undervotes	60			26	32	2	0	0
Contest Totals	2,152			584	1,491	71	6	0

PCT 135

Justice, 5th Court of Appeals District, Place 4

Vote For 1

	TOTAL	VOTE %		Election Day	Early Voting	Ballot By Mail	Provisional Ballots	Limited Ballots
REP Emily A. Miskel	982	47.26%	<div><div></div></div>	284	669	26	3	0
DEM Maricela Moore	1,096	52.74%	<div><div></div></div>	266	784	43	3	0
Total Votes Cast	2,078	100.00%	<div><div></div></div>	550	1,453	69	6	0
Overvotes	0			0	0	0	0	0
Undervotes	74			34	38	2	0	0
Contest Totals	2,152			584	1,491	71	6	0

Justice, 5th Court of Appeals District, Place 7

Vote For 1

	TOTAL	VOTE %		Election Day	Early Voting	Ballot By Mail	Provisional Ballots	Limited Ballots
REP Kristina Williams	969	46.70%	<div><div></div></div>	282	658	26	3	0
DEM Nancy Kennedy	1,106	53.30%	<div><div></div></div>	268	792	43	3	0
Total Votes Cast	2,075	100.00%	<div><div></div></div>	550	1,450	69	6	0
Overvotes	0			0	0	0	0	0
Undervotes	77			34	41	2	0	0
Contest Totals	2,152			584	1,491	71	6	0

County Judge CCD

Vote For 1

	TOTAL	VOTE %		Election Day	Early Voting	Ballot By Mail	Provisional Ballots	Limited Ballots
REP Chris Hill	998	47.91%	<div><div></div></div>	299	670	26	3	0
DEM Joshua Murray	1,085	52.09%	<div><div></div></div>	261	777	44	3	0
Total Votes Cast	2,083	100.00%	<div><div></div></div>	560	1,447	70	6	0
Overvotes	0			0	0	0	0	0
Undervotes	69			24	44	1	0	0
Contest Totals	2,152			584	1,491	71	6	0

District Clerk CCD

Vote For 1

	TOTAL	VOTE %		Election Day	Early Voting	Ballot By Mail	Provisional Ballots	Limited Ballots
REP Mike Gould	999	48.21%	<div><div></div></div>	293	677	26	3	0
DEM David Brignac	1,073	51.79%	<div><div></div></div>	261	767	42	3	0
Total Votes Cast	2,072	100.00%	<div><div></div></div>	554	1,444	68	6	0
Overvotes	0			0	0	0	0	0
Undervotes	80			30	47	3	0	0
Contest Totals	2,152			584	1,491	71	6	0

PCT 135

Justice of the Peace, Precinct 4

Vote For 1

	TOTAL	VOTE %		Election Day	Early Voting	Ballot By Mail	Provision al Ballots	Limited Ballots
REP Vincent Venegoni	969	46.90%	<div><div></div></div>	280	659	27	3	0
DEM Adam Kern	1,097	53.10%	<div><div></div></div>	267	786	41	3	0
Total Votes Cast	2,066	100.00%	<div><div></div></div>	547	1,445	68	6	0
Overvotes	0			0	0	0	0	0
Undervotes	86			37	46	3	0	0
Contest Totals	2,152			584	1,491	71	6	0

PCT 136

U. S. Representative, District 4

Vote For 1

	TOTAL	VOTE %		Election Day	Early Voting	Ballot By Mail	Provisional Ballots	Limited Ballots
REP Pat Fallon	653	54.64%	<div><div></div></div>	126	495	32	0	0
DEM Iro Omere	513	42.93%	<div><div></div></div>	94	374	43	2	0
LIB John Simmons	29	2.43%	<div><div></div></div>	5	24	0	0	0
Total Votes Cast	1,195	100.00%	<div><div></div></div>	225	893	75	2	0
Overvotes	0			0	0	0	0	0
Undervotes	37			9	28	0	0	0
Contest Totals	1,232			234	921	75	2	0

Governor

Vote For 1

	TOTAL	VOTE %		Election Day	Early Voting	Ballot By Mail	Provisional Ballots	Limited Ballots
REP Greg Abbott	653	53.18%	<div><div></div></div>	121	500	32	0	0
DEM Beto O'Rourke	558	45.44%	<div><div></div></div>	105	408	43	2	0
LIB Mark Tippetts	11	0.90%	<div><div></div></div>	3	8	0	0	0
GRN Delilah Barrios	4	0.33%	<div><div></div></div>	3	1	0	0	0
Write-In Totals	2	0.16%	<div><div></div></div>	0	2	0	0	0
Total Votes Cast	1,228	100.00%	<div><div></div></div>	232	919	75	2	0
Overvotes	0			0	0	0	0	0
Undervotes	4			2	2	0	0	0
Contest Totals	1,232			234	921	75	2	0

Lieutenant Governor

Vote For 1

	TOTAL	VOTE %		Election Day	Early Voting	Ballot By Mail	Provisional Ballots	Limited Ballots
REP Dan Patrick	616	50.57%	<div><div></div></div>	117	470	29	0	0
DEM Mike Collier	583	47.87%	<div><div></div></div>	107	428	46	2	0
LIB Shanna Steele	19	1.56%	<div><div></div></div>	2	17	0	0	0
Total Votes Cast	1,218	100.00%	<div><div></div></div>	226	915	75	2	0
Overvotes	0			0	0	0	0	0
Undervotes	14			8	6	0	0	0
Contest Totals	1,232			234	921	75	2	0

Attorney General

Vote For 1

	TOTAL	VOTE %		Election Day	Early Voting	Ballot By Mail	Provisional Ballots	Limited Ballots
REP Ken Paxton	601	49.92%	<div><div></div></div>	122	453	26	0	0
DEM Rochelle Mercedes Garza	561	46.59%	<div><div></div></div>	95	416	48	2	0
LIB Mark Ash	42	3.49%	<div><div></div></div>	7	34	1	0	0
Total Votes Cast	1,204	100.00%	<div><div></div></div>	224	903	75	2	0
Overvotes	0			0	0	0	0	0
Undervotes	28			10	18	0	0	0
Contest Totals	1,232			234	921	75	2	0

PCT 136

Comptroller of Public Accounts

Vote For 1

	TOTAL	VOTE %		Election Day	Early Voting	Ballot By Mail	Provisional Ballots	Limited Ballots
REP Glenn Hegar	682	56.64%	<div><div></div></div>	130	517	35	0	0
DEM Janet T. Dudding	502	41.69%	<div><div></div></div>	92	368	40	2	0
LIB V. Alonzo Echevarria-Garza	20	1.66%	<div><div></div></div>	2	18	0	0	0
Total Votes Cast	1,204	100.00%	<div><div></div></div>	224	903	75	2	0
Overvotes	0			0	0	0	0	0
Undervotes	28			10	18	0	0	0
Contest Totals	1,232			234	921	75	2	0

Commissioner of the General Land Office

Vote For 1

	TOTAL	VOTE %		Election Day	Early Voting	Ballot By Mail	Provisional Ballots	Limited Ballots
REP Dawn Buckingham	643	53.67%	<div><div></div></div>	122	492	29	0	0
DEM Jay Kleberg	539	44.99%	<div><div></div></div>	95	397	45	2	0
GRN Alfred Molison, Jr	16	1.34%	<div><div></div></div>	5	11	0	0	0
Write-In Totals	0	0.00%	<div><div></div></div>	0	0	0	0	0
Total Votes Cast	1,198	100.00%	<div><div></div></div>	222	900	74	2	0
Overvotes	0			0	0	0	0	0
Undervotes	34			12	21	1	0	0
Contest Totals	1,232			234	921	75	2	0

Commissioner of Agriculture

Vote For 1

	TOTAL	VOTE %		Election Day	Early Voting	Ballot By Mail	Provisional Ballots	Limited Ballots
REP Sid Miller	651	54.52%	<div><div></div></div>	122	499	30	0	0
DEM Susan Hays	543	45.48%	<div><div></div></div>	102	395	44	2	0
Total Votes Cast	1,194	100.00%	<div><div></div></div>	224	894	74	2	0
Overvotes	0			0	0	0	0	0
Undervotes	38			10	27	1	0	0
Contest Totals	1,232			234	921	75	2	0

Railroad Commissioner

Vote For 1

	TOTAL	VOTE %		Election Day	Early Voting	Ballot By Mail	Provisional Ballots	Limited Ballots
REP Wayne Christian	643	53.67%	<div><div></div></div>	122	490	31	0	0
DEM Luke Warford	523	43.66%	<div><div></div></div>	92	385	44	2	0
LIB Jaime Andres Diez	20	1.67%	<div><div></div></div>	4	16	0	0	0
GRN Hunter Wayne Crow	12	1.00%	<div><div></div></div>	5	7	0	0	0
Total Votes Cast	1,198	100.00%	<div><div></div></div>	223	898	75	2	0
Overvotes	0			0	0	0	0	0
Undervotes	34			11	23	0	0	0
Contest Totals	1,232			234	921	75	2	0

PCT 136

Justice, Supreme Court, Place 3

Vote For 1

	TOTAL	VOTE %		Election Day	Early Voting	Ballot By Mail	Provisional Ballots	Limited Ballots
REP Debra Lehrmann	677	56.42%	<div><div></div></div>	130	512	35	0	0
DEM Erin A. Nowell	507	42.25%	<div><div></div></div>	94	373	38	2	0
LIB Thomas Edward Oxford	16	1.33%	<div><div></div></div>	2	13	1	0	0
Total Votes Cast	1,200	100.00%	<div><div></div></div>	226	898	74	2	0
Overvotes	0			0	0	0	0	0
Undervotes	32			8	23	1	0	0
Contest Totals	1,232			234	921	75	2	0

Justice, Supreme Court, Place 5

Vote For 1

	TOTAL	VOTE %		Election Day	Early Voting	Ballot By Mail	Provisional Ballots	Limited Ballots
REP Rebeca Huddle	680	56.90%	<div><div></div></div>	131	516	33	0	0
DEM Amanda Reichel	515	43.10%	<div><div></div></div>	95	377	41	2	0
Total Votes Cast	1,195	100.00%	<div><div></div></div>	226	893	74	2	0
Overvotes	0			0	0	0	0	0
Undervotes	37			8	28	1	0	0
Contest Totals	1,232			234	921	75	2	0

Justice, Supreme Court, Place 9

Vote For 1

	TOTAL	VOTE %		Election Day	Early Voting	Ballot By Mail	Provisional Ballots	Limited Ballots
REP Evan Young	670	56.07%	<div><div></div></div>	127	509	34	0	0
DEM Julia Maldonado	525	43.93%	<div><div></div></div>	99	384	40	2	0
Total Votes Cast	1,195	100.00%	<div><div></div></div>	226	893	74	2	0
Overvotes	0			0	0	0	0	0
Undervotes	37			8	28	1	0	0
Contest Totals	1,232			234	921	75	2	0

Judge, Court of Criminal Appeals, Place 5

Vote For 1

	TOTAL	VOTE %		Election Day	Early Voting	Ballot By Mail	Provisional Ballots	Limited Ballots
REP Scott Walker	660	55.42%	<div><div></div></div>	127	501	32	0	0
DEM Dana Huffman	531	44.58%	<div><div></div></div>	98	389	42	2	0
Total Votes Cast	1,191	100.00%	<div><div></div></div>	225	890	74	2	0
Overvotes	0			0	0	0	0	0
Undervotes	41			9	31	1	0	0
Contest Totals	1,232			234	921	75	2	0

PCT 136

Judge, Court of Criminal Appeals, Place 6

Vote For 1

	TOTAL	VOTE %		Election Day	Early Voting	Ballot By Mail	Provisional Ballots	Limited Ballots
REP Jesse F. McClure, III	676	56.76%	<div><div></div></div>	133	511	32	0	0
DEM Robert Johnson	515	43.24%	<div><div></div></div>	91	380	42	2	0
Total Votes Cast	1,191	100.00%	<div><div></div></div>	224	891	74	2	0
Overvotes	0			0	0	0	0	0
Undervotes	41			10	30	1	0	0
Contest Totals	1,232			234	921	75	2	0

Member, State Board of Education, District 12 CCD

Vote For 1

	TOTAL	VOTE %		Election Day	Early Voting	Ballot By Mail	Provisional Ballots	Limited Ballots
REP Pam Little	662	55.40%	<div><div></div></div>	126	502	34	0	0
DEM Alex Cornwallis	501	41.92%	<div><div></div></div>	89	369	41	2	0
LIB Christy Mowrey	31	2.59%	<div><div></div></div>	8	23	0	0	0
Write-In Totals	2	0.17%	<div><div></div></div>	2	0	0	0	0
Total Votes Cast	1,195	100.00%	<div><div></div></div>	224	894	75	2	0
Overvotes	0			0	0	0	0	0
Undervotes	37			10	27	0	0	0
Contest Totals	1,232			234	921	75	2	0

State Senator, District 2

Vote For 1

	TOTAL	VOTE %		Election Day	Early Voting	Ballot By Mail	Provisional Ballots	Limited Ballots
REP Bob Hall	664	55.85%	<div><div></div></div>	129	504	31	0	0
DEM Prince S. Giadolor	525	44.15%	<div><div></div></div>	94	386	43	2	0
Total Votes Cast	1,189	100.00%	<div><div></div></div>	223	890	74	2	0
Overvotes	0			0	0	0	0	0
Undervotes	43			11	31	1	0	0
Contest Totals	1,232			234	921	75	2	0

State Representative, District 70

Vote For 1

	TOTAL	VOTE %		Election Day	Early Voting	Ballot By Mail	Provisional Ballots	Limited Ballots
REP Jamee Jolly	681	56.56%	<div><div></div></div>	135	511	35	0	0
DEM Mihaela Elizabeth Plesa	523	43.44%	<div><div></div></div>	93	388	40	2	0
Total Votes Cast	1,204	100.00%	<div><div></div></div>	228	899	75	2	0
Overvotes	0			0	0	0	0	0
Undervotes	28			6	22	0	0	0
Contest Totals	1,232			234	921	75	2	0

PCT 136

Justice, 5th Court of Appeals District, Place 4

Vote For 1

	TOTAL	VOTE %		Election Day	Early Voting	Ballot By Mail	Provisional Ballots	Limited Ballots
REP Emily A. Miskel	665	56.12%	<div><div></div></div>	129	502	34	0	0
DEM Maricela Moore	520	43.88%	<div><div></div></div>	93	386	39	2	0
Total Votes Cast	1,185	100.00%	<div><div></div></div>	222	888	73	2	0
Overvotes	0			0	0	0	0	0
Undervotes	47			12	33	2	0	0
Contest Totals	1,232			234	921	75	2	0

Justice, 5th Court of Appeals District, Place 7

Vote For 1

	TOTAL	VOTE %		Election Day	Early Voting	Ballot By Mail	Provisional Ballots	Limited Ballots
REP Kristina Williams	656	55.31%	<div><div></div></div>	128	497	31	0	0
DEM Nancy Kennedy	530	44.69%	<div><div></div></div>	95	390	43	2	0
Total Votes Cast	1,186	100.00%	<div><div></div></div>	223	887	74	2	0
Overvotes	0			0	0	0	0	0
Undervotes	46			11	34	1	0	0
Contest Totals	1,232			234	921	75	2	0

County Judge CCD

Vote For 1

	TOTAL	VOTE %		Election Day	Early Voting	Ballot By Mail	Provisional Ballots	Limited Ballots
REP Chris Hill	671	56.24%	<div><div></div></div>	130	510	31	0	0
DEM Joshua Murray	522	43.76%	<div><div></div></div>	95	381	44	2	0
Total Votes Cast	1,193	100.00%	<div><div></div></div>	225	891	75	2	0
Overvotes	0			0	0	0	0	0
Undervotes	39			9	30	0	0	0
Contest Totals	1,232			234	921	75	2	0

District Clerk CCD

Vote For 1

	TOTAL	VOTE %		Election Day	Early Voting	Ballot By Mail	Provisional Ballots	Limited Ballots
REP Mike Gould	658	55.86%	<div><div></div></div>	126	498	34	0	0
DEM David Brignac	520	44.14%	<div><div></div></div>	97	382	39	2	0
Total Votes Cast	1,178	100.00%	<div><div></div></div>	223	880	73	2	0
Overvotes	0			0	0	0	0	0
Undervotes	54			11	41	2	0	0
Contest Totals	1,232			234	921	75	2	0

PCT 136

County Commissioner, Precinct 4

Vote For 1

	TOTAL	VOTE %		Election Day	Early Voting	Ballot By Mail	Provision al Ballots	Limited Ballots
REP Duncan Webb	673	56.70%	<div><div></div></div>	128	511	34	0	0
DEM Jeffrey Williams	514	43.30%	<div><div></div></div>	93	379	40	2	0
Total Votes Cast	1,187	100.00%	<div><div></div></div>	221	890	74	2	0
Overvotes	0			0	0	0	0	0
Undervotes	45			13	31	1	0	0
Contest Totals	1,232			234	921	75	2	0

Justice of the Peace, Precinct 3

Vote For 1

	TOTAL	VOTE %		Election Day	Early Voting	Ballot By Mail	Provision al Ballots	Limited Ballots
REP Mike Missildine	665	56.40%	<div><div></div></div>	128	501	36	0	0
DEM Irvin Lynn Barrett	514	43.60%	<div><div></div></div>	92	382	38	2	0
Total Votes Cast	1,179	100.00%	<div><div></div></div>	220	883	74	2	0
Overvotes	0			0	0	0	0	0
Undervotes	53			14	38	1	0	0
Contest Totals	1,232			234	921	75	2	0

PCT 137

U. S. Representative District 3

Vote For 1

	TOTAL	VOTE %		Election Day	Early Voting	Ballot By Mail	Provisional Ballots	Limited Ballots
REP Keith Self	630	59.10%	<div><div></div></div>	150	450	30	0	0
DEM Sandeep Srivastava	413	38.74%	<div><div></div></div>	99	296	17	1	0
LIB Christopher Claytor	23	2.16%	<div><div></div></div>	9	13	1	0	0
Total Votes Cast	1,066	100.00%	<div><div></div></div>	258	759	48	1	0
Overvotes	0			0	0	0	0	0
Undervotes	33			12	19	2	0	0
Contest Totals	1,099			270	778	50	1	0

Governor

Vote For 1

	TOTAL	VOTE %		Election Day	Early Voting	Ballot By Mail	Provisional Ballots	Limited Ballots
REP Greg Abbott	618	56.54%	<div><div></div></div>	141	448	29	0	0
DEM Beto O'Rourke	461	42.18%	<div><div></div></div>	122	317	21	1	0
LIB Mark Tippetts	12	1.10%	<div><div></div></div>	5	7	0	0	0
GRN Delilah Barrios	2	0.18%	<div><div></div></div>	1	1	0	0	0
Write-In Totals	0	0.00%	<div><div></div></div>	0	0	0	0	0
Total Votes Cast	1,093	100.00%	<div><div></div></div>	269	773	50	1	0
Overvotes	0			0	0	0	0	0
Undervotes	6			1	5	0	0	0
Contest Totals	1,099			270	778	50	1	0

Lieutenant Governor

Vote For 1

	TOTAL	VOTE %		Election Day	Early Voting	Ballot By Mail	Provisional Ballots	Limited Ballots
REP Dan Patrick	582	53.79%	<div><div></div></div>	132	421	29	0	0
DEM Mike Collier	470	43.44%	<div><div></div></div>	120	329	20	1	0
LIB Shanna Steele	30	2.77%	<div><div></div></div>	8	22	0	0	0
Total Votes Cast	1,082	100.00%	<div><div></div></div>	260	772	49	1	0
Overvotes	0			0	0	0	0	0
Undervotes	17			10	6	1	0	0
Contest Totals	1,099			270	778	50	1	0

Attorney General

Vote For 1

	TOTAL	VOTE %		Election Day	Early Voting	Ballot By Mail	Provisional Ballots	Limited Ballots
REP Ken Paxton	568	53.03%	<div><div></div></div>	131	413	24	0	0
DEM Rochelle Mercedes Garza	470	43.88%	<div><div></div></div>	121	328	20	1	0
LIB Mark Ash	33	3.08%	<div><div></div></div>	10	23	0	0	0
Total Votes Cast	1,071	100.00%	<div><div></div></div>	262	764	44	1	0
Overvotes	0			0	0	0	0	0
Undervotes	28			8	14	6	0	0
Contest Totals	1,099			270	778	50	1	0

PCT 137

Comptroller of Public Accounts

Vote For 1

	TOTAL	VOTE %		Election Day	Early Voting	Ballot By Mail	Provisional Ballots	Limited Ballots
REP Glenn Hegar	649	60.77%	<div><div></div></div>	155	465	29	0	0
DEM Janet T. Dudding	406	38.02%	<div><div></div></div>	97	289	19	1	0
LIB V. Alonzo Echevarria-Garza	13	1.22%	<div><div></div></div>	6	7	0	0	0
Total Votes Cast	1,068	100.00%	<div><div></div></div>	258	761	48	1	0
Overvotes	0			0	0	0	0	0
Undervotes	31			12	17	2	0	0
Contest Totals	1,099			270	778	50	1	0

Commissioner of the General Land Office

Vote For 1

	TOTAL	VOTE %		Election Day	Early Voting	Ballot By Mail	Provisional Ballots	Limited Ballots
REP Dawn Buckingham	628	59.30%	<div><div></div></div>	147	453	28	0	0
DEM Jay Kleberg	422	39.85%	<div><div></div></div>	103	298	20	1	0
GRN Alfred Molison, Jr	8	0.76%	<div><div></div></div>	2	6	0	0	0
Write-In Totals	1	0.09%	<div><div></div></div>	1	0	0	0	0
Total Votes Cast	1,059	100.00%	<div><div></div></div>	253	757	48	1	0
Overvotes	0			0	0	0	0	0
Undervotes	40			17	21	2	0	0
Contest Totals	1,099			270	778	50	1	0

Commissioner of Agriculture

Vote For 1

	TOTAL	VOTE %		Election Day	Early Voting	Ballot By Mail	Provisional Ballots	Limited Ballots
REP Sid Miller	627	59.10%	<div><div></div></div>	149	450	28	0	0
DEM Susan Hays	434	40.90%	<div><div></div></div>	105	308	20	1	0
Total Votes Cast	1,061	100.00%	<div><div></div></div>	254	758	48	1	0
Overvotes	0			0	0	0	0	0
Undervotes	38			16	20	2	0	0
Contest Totals	1,099			270	778	50	1	0

Railroad Commissioner

Vote For 1

	TOTAL	VOTE %		Election Day	Early Voting	Ballot By Mail	Provisional Ballots	Limited Ballots
REP Wayne Christian	622	58.62%	<div><div></div></div>	142	453	27	0	0
DEM Luke Warford	407	38.36%	<div><div></div></div>	100	286	20	1	0
LIB Jaime Andres Diez	23	2.17%	<div><div></div></div>	9	14	0	0	0
GRN Hunter Wayne Crow	9	0.85%	<div><div></div></div>	1	8	0	0	0
Total Votes Cast	1,061	100.00%	<div><div></div></div>	252	761	47	1	0
Overvotes	0			0	0	0	0	0
Undervotes	38			18	17	3	0	0
Contest Totals	1,099			270	778	50	1	0

PCT 137

Justice, Supreme Court, Place 3

Vote For 1

	TOTAL	VOTE %		Election Day	Early Voting	Ballot By Mail	Provisional Ballots	Limited Ballots
REP Debra Lehrmann	637	59.70%	<div><div></div></div>	146	459	32	0	0
DEM Erin A. Nowell	416	38.99%	<div><div></div></div>	106	292	17	1	0
LIB Thomas Edward Oxford	14	1.31%	<div><div></div></div>	6	8	0	0	0
Total Votes Cast	1,067	100.00%	<div><div></div></div>	258	759	49	1	0
Overvotes	0			0	0	0	0	0
Undervotes	32			12	19	1	0	0
Contest Totals	1,099			270	778	50	1	0

Justice, Supreme Court, Place 5

Vote For 1

	TOTAL	VOTE %		Election Day	Early Voting	Ballot By Mail	Provisional Ballots	Limited Ballots
REP Rebeca Huddle	641	60.41%	<div><div></div></div>	154	455	32	0	0
DEM Amanda Reichel	420	39.59%	<div><div></div></div>	103	300	16	1	0
Total Votes Cast	1,061	100.00%	<div><div></div></div>	257	755	48	1	0
Overvotes	0			0	0	0	0	0
Undervotes	38			13	23	2	0	0
Contest Totals	1,099			270	778	50	1	0

Justice, Supreme Court, Place 9

Vote For 1

	TOTAL	VOTE %		Election Day	Early Voting	Ballot By Mail	Provisional Ballots	Limited Ballots
REP Evan Young	633	59.55%	<div><div></div></div>	150	452	31	0	0
DEM Julia Maldonado	430	40.45%	<div><div></div></div>	107	304	18	1	0
Total Votes Cast	1,063	100.00%	<div><div></div></div>	257	756	49	1	0
Overvotes	0			0	0	0	0	0
Undervotes	36			13	22	1	0	0
Contest Totals	1,099			270	778	50	1	0

Judge, Court of Criminal Appeals, Place 5

Vote For 1

	TOTAL	VOTE %		Election Day	Early Voting	Ballot By Mail	Provisional Ballots	Limited Ballots
REP Scott Walker	633	59.49%	<div><div></div></div>	151	452	30	0	0
DEM Dana Huffman	431	40.51%	<div><div></div></div>	107	305	18	1	0
Total Votes Cast	1,064	100.00%	<div><div></div></div>	258	757	48	1	0
Overvotes	0			0	0	0	0	0
Undervotes	35			12	21	2	0	0
Contest Totals	1,099			270	778	50	1	0

PCT 137

Judge, Court of Criminal Appeals, Place 6

Vote For 1

	TOTAL	VOTE %		Election Day	Early Voting	Ballot By Mail	Provisional Ballots	Limited Ballots
REP Jesse F. McClure, III	646	61.12%	<div><div></div></div>	157	457	32	0	0
DEM Robert Johnson	411	38.88%	<div><div></div></div>	99	295	16	1	0
Total Votes Cast	1,057	100.00%	<div><div></div></div>	256	752	48	1	0
Overvotes	0			0	0	0	0	0
Undervotes	42			14	26	2	0	0
Contest Totals	1,099			270	778	50	1	0

Member, State Board of Education, District 12 CCD

Vote For 1

	TOTAL	VOTE %		Election Day	Early Voting	Ballot By Mail	Provisional Ballots	Limited Ballots
REP Pam Little	633	59.89%	<div><div></div></div>	148	454	31	0	0
DEM Alex Cornwallis	400	37.84%	<div><div></div></div>	97	285	17	1	0
LIB Christy Mowrey	24	2.27%	<div><div></div></div>	10	14	0	0	0
Write-In Totals	0	0.00%	<div><div></div></div>	0	0	0	0	0
Total Votes Cast	1,057	100.00%	<div><div></div></div>	255	753	48	1	0
Overvotes	0			0	0	0	0	0
Undervotes	42			15	25	2	0	0
Contest Totals	1,099			270	778	50	1	0

State Senator, District 8

Vote For 1

	TOTAL	VOTE %		Election Day	Early Voting	Ballot By Mail	Provisional Ballots	Limited Ballots
REP Angela Paxton	584	54.84%	<div><div></div></div>	134	428	22	0	0
DEM Jonathan Cocks	449	42.16%	<div><div></div></div>	112	314	22	1	0
LIB Edward Kless	32	3.00%	<div><div></div></div>	12	18	2	0	0
Total Votes Cast	1,065	100.00%	<div><div></div></div>	258	760	46	1	0
Overvotes	0			0	0	0	0	0
Undervotes	34			12	18	4	0	0
Contest Totals	1,099			270	778	50	1	0

State Representative, District 66

Vote For 1

	TOTAL	VOTE %		Election Day	Early Voting	Ballot By Mail	Provisional Ballots	Limited Ballots
REP Matt Shaheen	651	61.59%	<div><div></div></div>	157	463	31	0	0
DEM Jesse Ringness	406	38.41%	<div><div></div></div>	101	287	17	1	0
Total Votes Cast	1,057	100.00%	<div><div></div></div>	258	750	48	1	0
Overvotes	0			0	0	0	0	0
Undervotes	42			12	28	2	0	0
Contest Totals	1,099			270	778	50	1	0

PCT 137

Justice, 5th Court of Appeals District, Place 4

Vote For 1

	TOTAL	VOTE %		Election Day	Early Voting	Ballot By Mail	Provisional Ballots	Limited Ballots
REP Emily A. Miskel	637	60.49%	<div><div></div></div>	156	451	30	0	0
DEM Maricela Moore	416	39.51%	<div><div></div></div>	101	297	17	1	0
Total Votes Cast	1,053	100.00%	<div><div></div></div>	257	748	47	1	0
Overvotes	0			0	0	0	0	0
Undervotes	46			13	30	3	0	0
Contest Totals	1,099			270	778	50	1	0

Justice, 5th Court of Appeals District, Place 7

Vote For 1

	TOTAL	VOTE %		Election Day	Early Voting	Ballot By Mail	Provisional Ballots	Limited Ballots
REP Kristina Williams	630	60.11%	<div><div></div></div>	151	449	30	0	0
DEM Nancy Kennedy	418	39.89%	<div><div></div></div>	105	295	17	1	0
Total Votes Cast	1,048	100.00%	<div><div></div></div>	256	744	47	1	0
Overvotes	0			0	0	0	0	0
Undervotes	51			14	34	3	0	0
Contest Totals	1,099			270	778	50	1	0

County Judge CCD

Vote For 1

	TOTAL	VOTE %		Election Day	Early Voting	Ballot By Mail	Provisional Ballots	Limited Ballots
REP Chris Hill	638	60.30%	<div><div></div></div>	152	455	31	0	0
DEM Joshua Murray	420	39.70%	<div><div></div></div>	105	297	17	1	0
Total Votes Cast	1,058	100.00%	<div><div></div></div>	257	752	48	1	0
Overvotes	0			0	0	0	0	0
Undervotes	41			13	26	2	0	0
Contest Totals	1,099			270	778	50	1	0

District Clerk CCD

Vote For 1

	TOTAL	VOTE %		Election Day	Early Voting	Ballot By Mail	Provisional Ballots	Limited Ballots
REP Mike Gould	642	61.26%	<div><div></div></div>	152	460	30	0	0
DEM David Brignac	406	38.74%	<div><div></div></div>	99	289	17	1	0
Total Votes Cast	1,048	100.00%	<div><div></div></div>	251	749	47	1	0
Overvotes	0			0	0	0	0	0
Undervotes	51			19	29	3	0	0
Contest Totals	1,099			270	778	50	1	0

PCT 137

County Commissioner, Precinct 4

Vote For 1

	TOTAL	VOTE %		Election Day	Early Voting	Ballot By Mail	Provision al Ballots	Limited Ballots
REP Duncan Webb	653	61.95%	<div><div></div></div>	152	470	31	0	0
DEM Jeffrey Williams	401	38.05%	<div><div></div></div>	102	281	17	1	0
Total Votes Cast	1,054	100.00%	<div><div></div></div>	254	751	48	1	0
Overvotes	0			0	0	0	0	0
Undervotes	45			16	27	2	0	0
Contest Totals	1,099			270	778	50	1	0

Justice of the Peace, Precinct 4

Vote For 1

	TOTAL	VOTE %		Election Day	Early Voting	Ballot By Mail	Provision al Ballots	Limited Ballots
REP Vincent Venegoni	624	60.00%	<div><div></div></div>	146	448	30	0	0
DEM Adam Kern	416	40.00%	<div><div></div></div>	106	292	17	1	0
Total Votes Cast	1,040	100.00%	<div><div></div></div>	252	740	47	1	0
Overvotes	0			0	0	0	0	0
Undervotes	59			18	38	3	0	0
Contest Totals	1,099			270	778	50	1	0

PCT 138

U. S. Representative, District 4

Vote For 1

	TOTAL	VOTE %		Election Day	Early Voting	Ballot By Mail	Provisional Ballots	Limited Ballots
REP Pat Fallon	697	52.80%	<div><div></div></div>	180	490	27	0	0
DEM Iro Omere	588	44.55%	<div><div></div></div>	118	441	28	1	0
LIB John Simmons	35	2.65%	<div><div></div></div>	13	20	2	0	0
Total Votes Cast	1,320	100.00%	<div><div></div></div>	311	951	57	1	0
Overvotes	0			0	0	0	0	0
Undervotes	41			13	24	4	0	0
Contest Totals	1,361			324	975	61	1	0

Governor

Vote For 1

	TOTAL	VOTE %		Election Day	Early Voting	Ballot By Mail	Provisional Ballots	Limited Ballots
REP Greg Abbott	676	49.96%	<div><div></div></div>	178	472	26	0	0
DEM Beto O'Rourke	658	48.63%	<div><div></div></div>	141	485	31	1	0
LIB Mark Tippetts	13	0.96%	<div><div></div></div>	4	6	3	0	0
GRN Delilah Barrios	2	0.15%	<div><div></div></div>	0	2	0	0	0
Write-In Totals	5	0.37%	<div><div></div></div>	1	4	0	0	0
Total Votes Cast	1,353	100.00%	<div><div></div></div>	324	968	60	1	0
Overvotes	0			0	0	0	0	0
Undervotes	8			0	7	1	0	0
Contest Totals	1,361			324	975	61	1	0

Lieutenant Governor

Vote For 1

	TOTAL	VOTE %		Election Day	Early Voting	Ballot By Mail	Provisional Ballots	Limited Ballots
REP Dan Patrick	633	47.59%	<div><div></div></div>	169	443	21	0	0
DEM Mike Collier	665	50.00%	<div><div></div></div>	132	495	37	1	0
LIB Shanna Steele	32	2.41%	<div><div></div></div>	11	19	2	0	0
Total Votes Cast	1,330	100.00%	<div><div></div></div>	312	957	60	1	0
Overvotes	0			0	0	0	0	0
Undervotes	31			12	18	1	0	0
Contest Totals	1,361			324	975	61	1	0

Attorney General

Vote For 1

	TOTAL	VOTE %		Election Day	Early Voting	Ballot By Mail	Provisional Ballots	Limited Ballots
REP Ken Paxton	613	46.40%	<div><div></div></div>	167	426	20	0	0
DEM Rochelle Mercedes Garza	667	50.49%	<div><div></div></div>	134	497	35	1	0
LIB Mark Ash	41	3.10%	<div><div></div></div>	12	25	4	0	0
Total Votes Cast	1,321	100.00%	<div><div></div></div>	313	948	59	1	0
Overvotes	0			0	0	0	0	0
Undervotes	40			11	27	2	0	0
Contest Totals	1,361			324	975	61	1	0

PCT 138

Comptroller of Public Accounts

Vote For 1

	TOTAL	VOTE %		Election Day	Early Voting	Ballot By Mail	Provisional Ballots	Limited Ballots
REP Glenn Hegar	721	54.83%	<div><div></div></div>	184	509	28	0	0
DEM Janet T. Dudding	566	43.04%	<div><div></div></div>	109	428	28	1	0
LIB V. Alonzo Echevarria-Garza	28	2.13%	<div><div></div></div>	11	16	1	0	0
Total Votes Cast	1,315	100.00%	<div><div></div></div>	304	953	57	1	0
Overvotes	0			0	0	0	0	0
Undervotes	46			20	22	4	0	0
Contest Totals	1,361			324	975	61	1	0

Commissioner of the General Land Office

Vote For 1

	TOTAL	VOTE %		Election Day	Early Voting	Ballot By Mail	Provisional Ballots	Limited Ballots
REP Dawn Buckingham	693	52.94%	<div><div></div></div>	187	480	26	0	0
DEM Jay Kleberg	600	45.84%	<div><div></div></div>	111	458	30	1	0
GRN Alfred Molison, Jr	16	1.22%	<div><div></div></div>	5	11	0	0	0
Write-In Totals	0	0.00%	<div><div></div></div>	0	0	0	0	0
Total Votes Cast	1,309	100.00%	<div><div></div></div>	303	949	56	1	0
Overvotes	0			0	0	0	0	0
Undervotes	52			21	26	5	0	0
Contest Totals	1,361			324	975	61	1	0

Commissioner of Agriculture

Vote For 1

	TOTAL	VOTE %		Election Day	Early Voting	Ballot By Mail	Provisional Ballots	Limited Ballots
REP Sid Miller	692	52.86%	<div><div></div></div>	184	483	25	0	0
DEM Susan Hays	617	47.14%	<div><div></div></div>	119	465	32	1	0
Total Votes Cast	1,309	100.00%	<div><div></div></div>	303	948	57	1	0
Overvotes	0			0	0	0	0	0
Undervotes	52			21	27	4	0	0
Contest Totals	1,361			324	975	61	1	0

Railroad Commissioner

Vote For 1

	TOTAL	VOTE %		Election Day	Early Voting	Ballot By Mail	Provisional Ballots	Limited Ballots
REP Wayne Christian	669	51.03%	<div><div></div></div>	183	459	27	0	0
DEM Luke Warford	596	45.46%	<div><div></div></div>	111	454	30	1	0
LIB Jaime Andres Diez	36	2.75%	<div><div></div></div>	7	28	1	0	0
GRN Hunter Wayne Crow	10	0.76%	<div><div></div></div>	3	7	0	0	0
Total Votes Cast	1,311	100.00%	<div><div></div></div>	304	948	58	1	0
Overvotes	0			0	0	0	0	0
Undervotes	50			20	27	3	0	0
Contest Totals	1,361			324	975	61	1	0

PCT 138

Justice, Supreme Court, Place 3

Vote For 1

	TOTAL	VOTE %		Election Day	Early Voting	Ballot By Mail	Provisional Ballots	Limited Ballots
REP Debra Lehrmann	707	53.81%	<div><div></div></div>	179	500	28	0	0
DEM Erin A. Nowell	585	44.52%	<div><div></div></div>	116	438	30	1	0
LIB Thomas Edward Oxford	22	1.67%	<div><div></div></div>	10	12	0	0	0
Total Votes Cast	1,314	100.00%	<div><div></div></div>	305	950	58	1	0
Overvotes	0			0	0	0	0	0
Undervotes	47			19	25	3	0	0
Contest Totals	1,361			324	975	61	1	0

Justice, Supreme Court, Place 5

Vote For 1

	TOTAL	VOTE %		Election Day	Early Voting	Ballot By Mail	Provisional Ballots	Limited Ballots
REP Rebeca Huddle	715	54.62%	<div><div></div></div>	187	501	27	0	0
DEM Amanda Reichel	594	45.38%	<div><div></div></div>	116	447	30	1	0
Total Votes Cast	1,309	100.00%	<div><div></div></div>	303	948	57	1	0
Overvotes	0			0	0	0	0	0
Undervotes	52			21	27	4	0	0
Contest Totals	1,361			324	975	61	1	0

Justice, Supreme Court, Place 9

Vote For 1

	TOTAL	VOTE %		Election Day	Early Voting	Ballot By Mail	Provisional Ballots	Limited Ballots
REP Evan Young	705	54.06%	<div><div></div></div>	181	495	29	0	0
DEM Julia Maldonado	599	45.94%	<div><div></div></div>	122	447	29	1	0
Total Votes Cast	1,304	100.00%	<div><div></div></div>	303	942	58	1	0
Overvotes	0			0	0	0	0	0
Undervotes	57			21	33	3	0	0
Contest Totals	1,361			324	975	61	1	0

Judge, Court of Criminal Appeals, Place 5

Vote For 1

	TOTAL	VOTE %		Election Day	Early Voting	Ballot By Mail	Provisional Ballots	Limited Ballots
REP Scott Walker	700	53.76%	<div><div></div></div>	181	493	26	0	0
DEM Dana Huffman	602	46.24%	<div><div></div></div>	121	449	31	1	0
Total Votes Cast	1,302	100.00%	<div><div></div></div>	302	942	57	1	0
Overvotes	0			0	0	0	0	0
Undervotes	59			22	33	4	0	0
Contest Totals	1,361			324	975	61	1	0

PCT 138

Judge, Court of Criminal Appeals, Place 6

Vote For 1

	TOTAL	VOTE %		Election Day	Early Voting	Ballot By Mail	Provisional Ballots	Limited Ballots
REP Jesse F. McClure, III	692	53.64%	<div><div></div></div>	179	486	27	0	0
DEM Robert Johnson	598	46.36%	<div><div></div></div>	121	447	29	1	0
Total Votes Cast	1,290	100.00%	<div><div></div></div>	300	933	56	1	0
Overvotes	0			0	0	0	0	0
Undervotes	71			24	42	5	0	0
Contest Totals	1,361			324	975	61	1	0

Member, State Board of Education, District 12 CCD

Vote For 1

	TOTAL	VOTE %		Election Day	Early Voting	Ballot By Mail	Provisional Ballots	Limited Ballots
REP Pam Little	692	53.07%	<div><div></div></div>	181	484	27	0	0
DEM Alex Cornwallis	567	43.48%	<div><div></div></div>	109	427	30	1	0
LIB Christy Mowrey	44	3.37%	<div><div></div></div>	14	29	1	0	0
Write-In Totals	2	0.15%	<div><div></div></div>	0	2	0	0	0
Total Votes Cast	1,304	100.00%	<div><div></div></div>	304	941	58	1	0
Overvotes	0			0	0	0	0	0
Undervotes	57			20	34	3	0	0
Contest Totals	1,361			324	975	61	1	0

State Senator, District 8

Vote For 1

	TOTAL	VOTE %		Election Day	Early Voting	Ballot By Mail	Provisional Ballots	Limited Ballots
REP Angela Paxton	630	48.24%	<div><div></div></div>	177	434	19	0	0
DEM Jonathan Cocks	631	48.32%	<div><div></div></div>	118	477	35	1	0
LIB Edward Kless	45	3.45%	<div><div></div></div>	11	30	4	0	0
Total Votes Cast	1,306	100.00%	<div><div></div></div>	306	941	58	1	0
Overvotes	0			0	0	0	0	0
Undervotes	55			18	34	3	0	0
Contest Totals	1,361			324	975	61	1	0

State Representative, District 70

Vote For 1

	TOTAL	VOTE %		Election Day	Early Voting	Ballot By Mail	Provisional Ballots	Limited Ballots
REP Jamee Jolly	717	54.48%	<div><div></div></div>	189	498	30	0	0
DEM Mihaela Elizabeth Plesa	599	45.52%	<div><div></div></div>	120	450	28	1	0
Total Votes Cast	1,316	100.00%	<div><div></div></div>	309	948	58	1	0
Overvotes	0			0	0	0	0	0
Undervotes	45			15	27	3	0	0
Contest Totals	1,361			324	975	61	1	0

PCT 138

Justice, 5th Court of Appeals District, Place 4

Vote For 1

	TOTAL	VOTE %		Election Day	Early Voting	Ballot By Mail	Provisional Ballots	Limited Ballots
REP Emily A. Miskel	701	54.38%	<div><div></div></div>	185	489	27	0	0
DEM Maricela Moore	588	45.62%	<div><div></div></div>	115	442	30	1	0
Total Votes Cast	1,289	100.00%	<div><div></div></div>	300	931	57	1	0
Overvotes	0			0	0	0	0	0
Undervotes	72			24	44	4	0	0
Contest Totals	1,361			324	975	61	1	0

Justice, 5th Court of Appeals District, Place 7

Vote For 1

	TOTAL	VOTE %		Election Day	Early Voting	Ballot By Mail	Provisional Ballots	Limited Ballots
REP Kristina Williams	703	54.29%	<div><div></div></div>	180	495	28	0	0
DEM Nancy Kennedy	592	45.71%	<div><div></div></div>	119	441	31	1	0
Total Votes Cast	1,295	100.00%	<div><div></div></div>	299	936	59	1	0
Overvotes	0			0	0	0	0	0
Undervotes	66			25	39	2	0	0
Contest Totals	1,361			324	975	61	1	0

County Judge CCD

Vote For 1

	TOTAL	VOTE %		Election Day	Early Voting	Ballot By Mail	Provisional Ballots	Limited Ballots
REP Chris Hill	695	53.09%	<div><div></div></div>	185	484	26	0	0
DEM Joshua Murray	614	46.91%	<div><div></div></div>	120	461	32	1	0
Total Votes Cast	1,309	100.00%	<div><div></div></div>	305	945	58	1	0
Overvotes	0			0	0	0	0	0
Undervotes	52			19	30	3	0	0
Contest Totals	1,361			324	975	61	1	0

District Clerk CCD

Vote For 1

	TOTAL	VOTE %		Election Day	Early Voting	Ballot By Mail	Provisional Ballots	Limited Ballots
REP Mike Gould	725	55.68%	<div><div></div></div>	186	510	29	0	0
DEM David Brignac	577	44.32%	<div><div></div></div>	118	428	30	1	0
Total Votes Cast	1,302	100.00%	<div><div></div></div>	304	938	59	1	0
Overvotes	0			0	0	0	0	0
Undervotes	59			20	37	2	0	0
Contest Totals	1,361			324	975	61	1	0

PCT 138

County Commissioner, Precinct 4

Vote For 1

	TOTAL	VOTE %		Election Day	Early Voting	Ballot By Mail	Provision al Ballots	Limited Ballots
REP Duncan Webb	733	55.91%	<div><div></div></div>	184	521	28	0	0
DEM Jeffrey Williams	578	44.09%	<div><div></div></div>	119	427	31	1	0
Total Votes Cast	1,311	100.00%	<div><div></div></div>	303	948	59	1	0
Overvotes	0			0	0	0	0	0
Undervotes	50			21	27	2	0	0
Contest Totals	1,361			324	975	61	1	0

Justice of the Peace, Precinct 3

Vote For 1

	TOTAL	VOTE %		Election Day	Early Voting	Ballot By Mail	Provision al Ballots	Limited Ballots
REP Mike Missildine	715	55.00%	<div><div></div></div>	182	504	29	0	0
DEM Irvin Lynn Barrett	585	45.00%	<div><div></div></div>	119	435	30	1	0
Total Votes Cast	1,300	100.00%	<div><div></div></div>	301	939	59	1	0
Overvotes	0			0	0	0	0	0
Undervotes	61			23	36	2	0	0
Contest Totals	1,361			324	975	61	1	0

PCT 139

U. S. Representative, District 4

Vote For 1

	TOTAL	VOTE %		Election Day	Early Voting	Ballot By Mail	Provisional Ballots	Limited Ballots
REP Pat Fallon	894	43.91%	<div><div></div></div>	248	599	47	0	0
DEM Iro Omere	1,091	53.59%	<div><div></div></div>	256	782	51	2	0
LIB John Simmons	51	2.50%	<div><div></div></div>	20	29	2	0	0
Total Votes Cast	2,036	100.00%	<div><div></div></div>	524	1,410	100	2	0
Overvotes	0			0	0	0	0	0
Undervotes	31			6	22	3	0	0
Contest Totals	2,067			530	1,432	103	2	0

Governor

Vote For 1

	TOTAL	VOTE %		Election Day	Early Voting	Ballot By Mail	Provisional Ballots	Limited Ballots
REP Greg Abbott	877	42.55%	<div><div></div></div>	239	586	52	0	0
DEM Beto O'Rourke	1,159	56.23%	<div><div></div></div>	277	830	50	2	0
LIB Mark Tippetts	18	0.87%	<div><div></div></div>	12	5	1	0	0
GRN Delilah Barrios	6	0.29%	<div><div></div></div>	0	6	0	0	0
Write-In Totals	1	0.05%	<div><div></div></div>	0	1	0	0	0
Total Votes Cast	2,061	100.00%	<div><div></div></div>	528	1,428	103	2	0
Overvotes	0			0	0	0	0	0
Undervotes	6			2	4	0	0	0
Contest Totals	2,067			530	1,432	103	2	0

Lieutenant Governor

Vote For 1

	TOTAL	VOTE %		Election Day	Early Voting	Ballot By Mail	Provisional Ballots	Limited Ballots
REP Dan Patrick	843	41.30%	<div><div></div></div>	235	558	50	0	0
DEM Mike Collier	1,154	56.54%	<div><div></div></div>	264	837	51	2	0
LIB Shanna Steele	44	2.16%	<div><div></div></div>	25	18	1	0	0
Total Votes Cast	2,041	100.00%	<div><div></div></div>	524	1,413	102	2	0
Overvotes	0			0	0	0	0	0
Undervotes	26			6	19	1	0	0
Contest Totals	2,067			530	1,432	103	2	0

Attorney General

Vote For 1

	TOTAL	VOTE %		Election Day	Early Voting	Ballot By Mail	Provisional Ballots	Limited Ballots
REP Ken Paxton	812	40.04%	<div><div></div></div>	231	535	46	0	0
DEM Rochelle Mercedes Garza	1,150	56.71%	<div><div></div></div>	269	828	52	1	0
LIB Mark Ash	66	3.25%	<div><div></div></div>	24	39	2	1	0
Total Votes Cast	2,028	100.00%	<div><div></div></div>	524	1,402	100	2	0
Overvotes	0			0	0	0	0	0
Undervotes	39			6	30	3	0	0
Contest Totals	2,067			530	1,432	103	2	0

PCT 139

Comptroller of Public Accounts

Vote For 1

	TOTAL	VOTE %		Election Day	Early Voting	Ballot By Mail	Provisional Ballots	Limited Ballots
REP Glenn Hegar	924	45.61%	<div><div></div></div>	258	616	50	0	0
DEM Janet T. Dudding	1,057	52.17%	<div><div></div></div>	237	770	48	2	0
LIB V. Alonzo Echevarria-Garza	45	2.22%	<div><div></div></div>	21	24	0	0	0
Total Votes Cast	2,026	100.00%	<div><div></div></div>	516	1,410	98	2	0
Overvotes	0			0	0	0	0	0
Undervotes	41			14	22	5	0	0
Contest Totals	2,067			530	1,432	103	2	0

Commissioner of the General Land Office

Vote For 1

	TOTAL	VOTE %		Election Day	Early Voting	Ballot By Mail	Provisional Ballots	Limited Ballots
REP Dawn Buckingham	904	44.77%	<div><div></div></div>	255	602	47	0	0
DEM Jay Kleberg	1,085	53.74%	<div><div></div></div>	249	785	49	2	0
GRN Alfred Molison, Jr	29	1.44%	<div><div></div></div>	12	17	0	0	0
Write-In Totals	1	0.05%	<div><div></div></div>	1	0	0	0	0
Total Votes Cast	2,019	100.00%	<div><div></div></div>	517	1,404	96	2	0
Overvotes	0			0	0	0	0	0
Undervotes	48			13	28	7	0	0
Contest Totals	2,067			530	1,432	103	2	0

Commissioner of Agriculture

Vote For 1

	TOTAL	VOTE %		Election Day	Early Voting	Ballot By Mail	Provisional Ballots	Limited Ballots
REP Sid Miller	885	43.86%	<div><div></div></div>	251	588	46	0	0
DEM Susan Hays	1,133	56.14%	<div><div></div></div>	266	813	52	2	0
Total Votes Cast	2,018	100.00%	<div><div></div></div>	517	1,401	98	2	0
Overvotes	0			0	0	0	0	0
Undervotes	49			13	31	5	0	0
Contest Totals	2,067			530	1,432	103	2	0

Railroad Commissioner

Vote For 1

	TOTAL	VOTE %		Election Day	Early Voting	Ballot By Mail	Provisional Ballots	Limited Ballots
REP Wayne Christian	882	43.71%	<div><div></div></div>	242	592	48	0	0
DEM Luke Warford	1,064	52.73%	<div><div></div></div>	240	774	48	2	0
LIB Jaime Andres Diez	55	2.73%	<div><div></div></div>	28	27	0	0	0
GRN Hunter Wayne Crow	17	0.84%	<div><div></div></div>	7	10	0	0	0
Total Votes Cast	2,018	100.00%	<div><div></div></div>	517	1,403	96	2	0
Overvotes	0			0	0	0	0	0
Undervotes	49			13	29	7	0	0
Contest Totals	2,067			530	1,432	103	2	0

PCT 139

Justice, Supreme Court, Place 3

Vote For 1

	TOTAL	VOTE %		Election Day	Early Voting	Ballot By Mail	Provisional Ballots	Limited Ballots
REP Debra Lehrmann	905	44.82%	<div><div></div></div>	253	603	49	0	0
DEM Erin A. Nowell	1,072	53.10%	<div><div></div></div>	245	776	49	2	0
LIB Thomas Edward Oxford	42	2.08%	<div><div></div></div>	18	24	0	0	0
Total Votes Cast	2,019	100.00%	<div><div></div></div>	516	1,403	98	2	0
Overvotes	0			0	0	0	0	0
Undervotes	48			14	29	5	0	0
Contest Totals	2,067			530	1,432	103	2	0

Justice, Supreme Court, Place 5

Vote For 1

	TOTAL	VOTE %		Election Day	Early Voting	Ballot By Mail	Provisional Ballots	Limited Ballots
REP Rebeca Huddle	917	45.67%	<div><div></div></div>	265	603	49	0	0
DEM Amanda Reichel	1,091	54.33%	<div><div></div></div>	250	791	48	2	0
Total Votes Cast	2,008	100.00%	<div><div></div></div>	515	1,394	97	2	0
Overvotes	0			0	0	0	0	0
Undervotes	59			15	38	6	0	0
Contest Totals	2,067			530	1,432	103	2	0

Justice, Supreme Court, Place 9

Vote For 1

	TOTAL	VOTE %		Election Day	Early Voting	Ballot By Mail	Provisional Ballots	Limited Ballots
REP Evan Young	904	44.84%	<div><div></div></div>	256	598	50	0	0
DEM Julia Maldonado	1,112	55.16%	<div><div></div></div>	259	802	49	2	0
Total Votes Cast	2,016	100.00%	<div><div></div></div>	515	1,400	99	2	0
Overvotes	0			0	0	0	0	0
Undervotes	51			15	32	4	0	0
Contest Totals	2,067			530	1,432	103	2	0

Judge, Court of Criminal Appeals, Place 5

Vote For 1

	TOTAL	VOTE %		Election Day	Early Voting	Ballot By Mail	Provisional Ballots	Limited Ballots
REP Scott Walker	904	45.13%	<div><div></div></div>	254	601	49	0	0
DEM Dana Huffman	1,099	54.87%	<div><div></div></div>	261	787	49	2	0
Total Votes Cast	2,003	100.00%	<div><div></div></div>	515	1,388	98	2	0
Overvotes	0			0	0	0	0	0
Undervotes	64			15	44	5	0	0
Contest Totals	2,067			530	1,432	103	2	0

PCT 139

Judge, Court of Criminal Appeals, Place 6

Vote For 1

	TOTAL	VOTE %		Election Day	Early Voting	Ballot By Mail	Provisional Ballots	Limited Ballots
REP Jesse F. McClure, III	908	45.33%	<div><div></div></div>	257	601	50	0	0
DEM Robert Johnson	1,095	54.67%	<div><div></div></div>	258	787	48	2	0
Total Votes Cast	2,003	100.00%	<div><div></div></div>	515	1,388	98	2	0
Overvotes	0			0	0	0	0	0
Undervotes	64			15	44	5	0	0
Contest Totals	2,067			530	1,432	103	2	0

Member, State Board of Education, District 12 CCD

Vote For 1

	TOTAL	VOTE %		Election Day	Early Voting	Ballot By Mail	Provisional Ballots	Limited Ballots
REP Pam Little	895	44.39%	<div><div></div></div>	246	599	50	0	0
DEM Alex Cornwallis	1,065	52.83%	<div><div></div></div>	243	770	50	2	0
LIB Christy Mowrey	56	2.78%	<div><div></div></div>	26	30	0	0	0
Write-In Totals	0	0.00%	<div><div></div></div>	0	0	0	0	0
Total Votes Cast	2,016	100.00%	<div><div></div></div>	515	1,399	100	2	0
Overvotes	0			0	0	0	0	0
Undervotes	51			15	33	3	0	0
Contest Totals	2,067			530	1,432	103	2	0

State Senator, District 8

Vote For 1

	TOTAL	VOTE %		Election Day	Early Voting	Ballot By Mail	Provisional Ballots	Limited Ballots
REP Angela Paxton	847	41.95%	<div><div></div></div>	242	554	51	0	0
DEM Jonathan Cocks	1,119	55.42%	<div><div></div></div>	258	810	50	1	0
LIB Edward Kless	53	2.63%	<div><div></div></div>	19	32	1	1	0
Total Votes Cast	2,019	100.00%	<div><div></div></div>	519	1,396	102	2	0
Overvotes	0			0	0	0	0	0
Undervotes	48			11	36	1	0	0
Contest Totals	2,067			530	1,432	103	2	0

State Representative, District 70

Vote For 1

	TOTAL	VOTE %		Election Day	Early Voting	Ballot By Mail	Provisional Ballots	Limited Ballots
REP Jamee Jolly	920	45.73%	<div><div></div></div>	265	603	52	0	0
DEM Mihaela Elizabeth Plesa	1,092	54.27%	<div><div></div></div>	249	793	48	2	0
Total Votes Cast	2,012	100.00%	<div><div></div></div>	514	1,396	100	2	0
Overvotes	0			0	0	0	0	0
Undervotes	55			16	36	3	0	0
Contest Totals	2,067			530	1,432	103	2	0

PCT 139

Justice, 5th Court of Appeals District, Place 4

Vote For 1

	TOTAL	VOTE %		Election Day	Early Voting	Ballot By Mail	Provisional Ballots	Limited Ballots
REP Emily A. Miskel	904	45.27%	<div><div></div></div>	256	599	49	0	0
DEM Maricela Moore	1,093	54.73%	<div><div></div></div>	256	787	48	2	0
Total Votes Cast	1,997	100.00%	<div><div></div></div>	512	1,386	97	2	0
Overvotes	0			0	0	0	0	0
Undervotes	70			18	46	6	0	0
Contest Totals	2,067			530	1,432	103	2	0

Justice, 5th Court of Appeals District, Place 7

Vote For 1

	TOTAL	VOTE %		Election Day	Early Voting	Ballot By Mail	Provisional Ballots	Limited Ballots
REP Kristina Williams	888	44.49%	<div><div></div></div>	247	594	47	0	0
DEM Nancy Kennedy	1,108	55.51%	<div><div></div></div>	265	791	50	2	0
Total Votes Cast	1,996	100.00%	<div><div></div></div>	512	1,385	97	2	0
Overvotes	0			0	0	0	0	0
Undervotes	71			18	47	6	0	0
Contest Totals	2,067			530	1,432	103	2	0

County Judge CCD

Vote For 1

	TOTAL	VOTE %		Election Day	Early Voting	Ballot By Mail	Provisional Ballots	Limited Ballots
REP Chris Hill	888	44.03%	<div><div></div></div>	247	591	50	0	0
DEM Joshua Murray	1,129	55.97%	<div><div></div></div>	268	810	49	2	0
Total Votes Cast	2,017	100.00%	<div><div></div></div>	515	1,401	99	2	0
Overvotes	0			0	0	0	0	0
Undervotes	50			15	31	4	0	0
Contest Totals	2,067			530	1,432	103	2	0

District Clerk CCD

Vote For 1

	TOTAL	VOTE %		Election Day	Early Voting	Ballot By Mail	Provisional Ballots	Limited Ballots
REP Mike Gould	918	45.85%	<div><div></div></div>	261	609	48	0	0
DEM David Brignac	1,084	54.15%	<div><div></div></div>	252	783	47	2	0
Total Votes Cast	2,002	100.00%	<div><div></div></div>	513	1,392	95	2	0
Overvotes	0			0	0	0	0	0
Undervotes	65			17	40	8	0	0
Contest Totals	2,067			530	1,432	103	2	0

PCT 139

County Commissioner, Precinct 4

Vote For 1

	TOTAL	VOTE %		Election Day	Early Voting	Ballot By Mail	Provision al Ballots	Limited Ballots
REP Duncan Webb	905	45.23%	<div><div></div></div>	257	600	48	0	0
DEM Jeffrey Williams	1,096	54.77%	<div><div></div></div>	255	791	48	2	0
Total Votes Cast	2,001	100.00%	<div><div></div></div>	512	1,391	96	2	0
Overvotes	0			0	0	0	0	0
Undervotes	66			18	41	7	0	0
Contest Totals	2,067			530	1,432	103	2	0

Justice of the Peace, Precinct 4

Vote For 1

	TOTAL	VOTE %		Election Day	Early Voting	Ballot By Mail	Provision al Ballots	Limited Ballots
REP Vincent Venegoni	893	44.81%	<div><div></div></div>	259	586	48	0	0
DEM Adam Kern	1,100	55.19%	<div><div></div></div>	251	798	49	2	0
Total Votes Cast	1,993	100.00%	<div><div></div></div>	510	1,384	97	2	0
Overvotes	0			0	0	0	0	0
Undervotes	74			20	48	6	0	0
Contest Totals	2,067			530	1,432	103	2	0

PCT 140

U. S. Representative District 3

Vote For 1

	TOTAL	VOTE %		Election Day	Early Voting	Ballot By Mail	Provisional Ballots	Limited Ballots
REP Keith Self	1,813	67.00%	<div><div></div></div>	465	1,293	54	1	0
DEM Sandeep Srivastava	833	30.78%	<div><div></div></div>	152	653	28	0	0
LIB Christopher Claytor	60	2.22%	<div><div></div></div>	20	35	5	0	0
Total Votes Cast	2,706	100.00%	<div><div></div></div>	637	1,981	87	1	0
Overvotes	0			0	0	0	0	0
Undervotes	38			14	24	0	0	0
Contest Totals	2,744			651	2,005	87	1	0

Governor

Vote For 1

	TOTAL	VOTE %		Election Day	Early Voting	Ballot By Mail	Provisional Ballots	Limited Ballots
REP Greg Abbott	1,773	64.80%	<div><div></div></div>	455	1,263	54	1	0
DEM Beto O'Rourke	927	33.88%	<div><div></div></div>	183	713	31	0	0
LIB Mark Tippetts	35	1.28%	<div><div></div></div>	10	24	1	0	0
GRN Delilah Barrios	1	0.04%	<div><div></div></div>	1	0	0	0	0
Write-In Totals	0	0.00%	<div><div></div></div>	0	0	0	0	0
Total Votes Cast	2,736	100.00%	<div><div></div></div>	649	2,000	86	1	0
Overvotes	0			0	0	0	0	0
Undervotes	8			2	5	1	0	0
Contest Totals	2,744			651	2,005	87	1	0

Lieutenant Governor

Vote For 1

	TOTAL	VOTE %		Election Day	Early Voting	Ballot By Mail	Provisional Ballots	Limited Ballots
REP Dan Patrick	1,726	63.43%	<div><div></div></div>	445	1,229	52	0	0
DEM Mike Collier	939	34.51%	<div><div></div></div>	174	731	34	0	0
LIB Shanna Steele	56	2.06%	<div><div></div></div>	21	35	0	0	0
Total Votes Cast	2,721	100.00%	<div><div></div></div>	640	1,995	86	0	0
Overvotes	0			0	0	0	0	0
Undervotes	23			11	10	1	1	0
Contest Totals	2,744			651	2,005	87	1	0

Attorney General

Vote For 1

	TOTAL	VOTE %		Election Day	Early Voting	Ballot By Mail	Provisional Ballots	Limited Ballots
REP Ken Paxton	1,654	61.42%	<div><div></div></div>	434	1,170	50	0	0
DEM Rochelle Mercedes Garza	927	34.42%	<div><div></div></div>	173	721	33	0	0
LIB Mark Ash	112	4.16%	<div><div></div></div>	29	81	2	0	0
Total Votes Cast	2,693	100.00%	<div><div></div></div>	636	1,972	85	0	0
Overvotes	0			0	0	0	0	0
Undervotes	51			15	33	2	1	0
Contest Totals	2,744			651	2,005	87	1	0

PCT 140

Comptroller of Public Accounts

Vote For 1

	TOTAL	VOTE %		Election Day	Early Voting	Ballot By Mail	Provisional Ballots	Limited Ballots
REP Glenn Hegar	1,821	68.10%	<div><div></div></div>	464	1,302	54	1	0
DEM Janet T. Dudding	810	30.29%	<div><div></div></div>	150	630	30	0	0
LIB V. Alonzo Echevarria-Garza	43	1.61%	<div><div></div></div>	15	27	1	0	0
Total Votes Cast	2,674	100.00%	<div><div></div></div>	629	1,959	85	1	0
Overvotes	0			0	0	0	0	0
Undervotes	70			22	46	2	0	0
Contest Totals	2,744			651	2,005	87	1	0

Commissioner of the General Land Office

Vote For 1

	TOTAL	VOTE %		Election Day	Early Voting	Ballot By Mail	Provisional Ballots	Limited Ballots
REP Dawn Buckingham	1,802	67.49%	<div><div></div></div>	467	1,279	55	1	0
DEM Jay Kleberg	847	31.72%	<div><div></div></div>	151	664	32	0	0
GRN Alfred Molison, Jr	20	0.75%	<div><div></div></div>	9	11	0	0	0
Write-In Totals	1	0.04%	<div><div></div></div>	1	0	0	0	0
Total Votes Cast	2,670	100.00%	<div><div></div></div>	628	1,954	87	1	0
Overvotes	0			0	0	0	0	0
Undervotes	74			23	51	0	0	0
Contest Totals	2,744			651	2,005	87	1	0

Commissioner of Agriculture

Vote For 1

	TOTAL	VOTE %		Election Day	Early Voting	Ballot By Mail	Provisional Ballots	Limited Ballots
REP Sid Miller	1,812	67.94%	<div><div></div></div>	464	1,295	52	1	0
DEM Susan Hays	855	32.06%	<div><div></div></div>	160	660	35	0	0
Total Votes Cast	2,667	100.00%	<div><div></div></div>	624	1,955	87	1	0
Overvotes	0			0	0	0	0	0
Undervotes	77			27	50	0	0	0
Contest Totals	2,744			651	2,005	87	1	0

Railroad Commissioner

Vote For 1

	TOTAL	VOTE %		Election Day	Early Voting	Ballot By Mail	Provisional Ballots	Limited Ballots
REP Wayne Christian	1,770	66.39%	<div><div></div></div>	458	1,261	50	1	0
DEM Luke Warford	832	31.21%	<div><div></div></div>	146	651	35	0	0
LIB Jaime Andres Diez	45	1.69%	<div><div></div></div>	12	31	2	0	0
GRN Hunter Wayne Crow	19	0.71%	<div><div></div></div>	9	10	0	0	0
Total Votes Cast	2,666	100.00%	<div><div></div></div>	625	1,953	87	1	0
Overvotes	0			0	0	0	0	0
Undervotes	78			26	52	0	0	0
Contest Totals	2,744			651	2,005	87	1	0

PCT 140

Justice, Supreme Court, Place 3

Vote For 1

	TOTAL	VOTE %		Election Day	Early Voting	Ballot By Mail	Provisional Ballots	Limited Ballots
REP Debra Lehrmann	1,787	66.93%	<div><div></div></div>	455	1,275	56	1	0
DEM Erin A. Nowell	839	31.42%	<div><div></div></div>	155	655	29	0	0
LIB Thomas Edward Oxford	44	1.65%	<div><div></div></div>	16	27	1	0	0
Total Votes Cast	2,670	100.00%	<div><div></div></div>	626	1,957	86	1	0
Overvotes	0			0	0	0	0	0
Undervotes	74			25	48	1	0	0
Contest Totals	2,744			651	2,005	87	1	0

Justice, Supreme Court, Place 5

Vote For 1

	TOTAL	VOTE %		Election Day	Early Voting	Ballot By Mail	Provisional Ballots	Limited Ballots
REP Rebeca Huddle	1,818	68.17%	<div><div></div></div>	465	1,297	55	1	0
DEM Amanda Reichel	849	31.83%	<div><div></div></div>	159	659	31	0	0
Total Votes Cast	2,667	100.00%	<div><div></div></div>	624	1,956	86	1	0
Overvotes	0			0	0	0	0	0
Undervotes	77			27	49	1	0	0
Contest Totals	2,744			651	2,005	87	1	0

Justice, Supreme Court, Place 9

Vote For 1

	TOTAL	VOTE %		Election Day	Early Voting	Ballot By Mail	Provisional Ballots	Limited Ballots
REP Evan Young	1,799	67.63%	<div><div></div></div>	458	1,286	54	1	0
DEM Julia Maldonado	861	32.37%	<div><div></div></div>	164	666	31	0	0
Total Votes Cast	2,660	100.00%	<div><div></div></div>	622	1,952	85	1	0
Overvotes	0			0	0	0	0	0
Undervotes	84			29	53	2	0	0
Contest Totals	2,744			651	2,005	87	1	0

Judge, Court of Criminal Appeals, Place 5

Vote For 1

	TOTAL	VOTE %		Election Day	Early Voting	Ballot By Mail	Provisional Ballots	Limited Ballots
REP Scott Walker	1,794	67.60%	<div><div></div></div>	457	1,282	54	1	0
DEM Dana Huffman	860	32.40%	<div><div></div></div>	162	666	32	0	0
Total Votes Cast	2,654	100.00%	<div><div></div></div>	619	1,948	86	1	0
Overvotes	0			0	0	0	0	0
Undervotes	90			32	57	1	0	0
Contest Totals	2,744			651	2,005	87	1	0

PCT 140

Judge, Court of Criminal Appeals, Place 6

Vote For 1

	TOTAL	VOTE %		Election Day	Early Voting	Ballot By Mail	Provision al Ballots	Limited Ballots
REP Jesse F. McClure, III	1,801	67.89%	<div><div></div></div>	460	1,284	56	1	0
DEM Robert Johnson	852	32.11%	<div><div></div></div>	158	664	30	0	0
Total Votes Cast	2,653	100.00%	<div><div></div></div>	618	1,948	86	1	0
Overvotes	0			0	0	0	0	0
Undervotes	91			33	57	1	0	0
Contest Totals	2,744			651	2,005	87	1	0

Member, State Board of Education, District 12 CCD

Vote For 1

	TOTAL	VOTE %		Election Day	Early Voting	Ballot By Mail	Provision al Ballots	Limited Ballots
REP Pam Little	1,770	66.52%	<div><div></div></div>	453	1,260	56	1	0
DEM Alex Cornwallis	829	31.15%	<div><div></div></div>	152	650	27	0	0
LIB Christy Mowrey	59	2.22%	<div><div></div></div>	17	39	3	0	0
Write-In Totals	3	0.11%	<div><div></div></div>	1	2	0	0	0
Total Votes Cast	2,661	100.00%	<div><div></div></div>	623	1,951	86	1	0
Overvotes	0			0	0	0	0	0
Undervotes	83			28	54	1	0	0
Contest Totals	2,744			651	2,005	87	1	0

State Senator, District 8

Vote For 1

	TOTAL	VOTE %		Election Day	Early Voting	Ballot By Mail	Provision al Ballots	Limited Ballots
REP Angela Paxton	1,674	62.88%	<div><div></div></div>	439	1,182	53	0	0
DEM Jonathan Cocks	910	34.18%	<div><div></div></div>	166	710	34	0	0
LIB Edward Kless	78	2.93%	<div><div></div></div>	19	59	0	0	0
Total Votes Cast	2,662	100.00%	<div><div></div></div>	624	1,951	87	0	0
Overvotes	0			0	0	0	0	0
Undervotes	82			27	54	0	1	0
Contest Totals	2,744			651	2,005	87	1	0

State Representative, District 61

Vote For 1

	TOTAL	VOTE %		Election Day	Early Voting	Ballot By Mail	Provision al Ballots	Limited Ballots
REP Frederick Frazier	1,786	67.14%	<div><div></div></div>	454	1,280	51	1	0
DEM Sheena King	874	32.86%	<div><div></div></div>	168	671	35	0	0
Total Votes Cast	2,660	100.00%	<div><div></div></div>	622	1,951	86	1	0
Overvotes	0			0	0	0	0	0
Undervotes	84			29	54	1	0	0
Contest Totals	2,744			651	2,005	87	1	0

PCT 140

Justice, 5th Court of Appeals District, Place 4

Vote For 1

	TOTAL	VOTE %		Election Day	Early Voting	Ballot By Mail	Provisional Ballots	Limited Ballots
REP Emily A. Miskel	1,804	68.08%	<div><div></div></div>	460	1,290	53	1	0
DEM Maricela Moore	846	31.92%	<div><div></div></div>	157	656	33	0	0
Total Votes Cast	2,650	100.00%	<div><div></div></div>	617	1,946	86	1	0
Overvotes	0			0	0	0	0	0
Undervotes	94			34	59	1	0	0
Contest Totals	2,744			651	2,005	87	1	0

Justice, 5th Court of Appeals District, Place 7

Vote For 1

	TOTAL	VOTE %		Election Day	Early Voting	Ballot By Mail	Provisional Ballots	Limited Ballots
REP Kristina Williams	1,798	67.93%	<div><div></div></div>	457	1,288	52	1	0
DEM Nancy Kennedy	849	32.07%	<div><div></div></div>	160	656	33	0	0
Total Votes Cast	2,647	100.00%	<div><div></div></div>	617	1,944	85	1	0
Overvotes	0			0	0	0	0	0
Undervotes	97			34	61	2	0	0
Contest Totals	2,744			651	2,005	87	1	0

County Judge CCD

Vote For 1

	TOTAL	VOTE %		Election Day	Early Voting	Ballot By Mail	Provisional Ballots	Limited Ballots
REP Chris Hill	1,806	67.56%	<div><div></div></div>	456	1,293	56	1	0
DEM Joshua Murray	867	32.44%	<div><div></div></div>	170	667	30	0	0
Total Votes Cast	2,673	100.00%	<div><div></div></div>	626	1,960	86	1	0
Overvotes	0			0	0	0	0	0
Undervotes	71			25	45	1	0	0
Contest Totals	2,744			651	2,005	87	1	0

District Clerk CCD

Vote For 1

	TOTAL	VOTE %		Election Day	Early Voting	Ballot By Mail	Provisional Ballots	Limited Ballots
REP Mike Gould	1,814	68.53%	<div><div></div></div>	462	1,297	54	1	0
DEM David Brignac	833	31.47%	<div><div></div></div>	157	645	31	0	0
Total Votes Cast	2,647	100.00%	<div><div></div></div>	619	1,942	85	1	0
Overvotes	0			0	0	0	0	0
Undervotes	97			32	63	2	0	0
Contest Totals	2,744			651	2,005	87	1	0

PCT 140

Justice of the Peace, Precinct 4

Vote For 1

	TOTAL	VOTE %		Election Day	Early Voting	Ballot By Mail	Provision al Ballots	Limited Ballots
REP Vincent Venegoni	1,794	67.90%	<div><div></div></div>	462	1,277	54	1	0
DEM Adam Kern	848	32.10%	<div><div></div></div>	160	657	31	0	0
Total Votes Cast	2,642	100.00%	<div><div></div></div>	622	1,934	85	1	0
Overvotes	0			0	0	0	0	0
Undervotes	102			29	71	2	0	0
Contest Totals	2,744			651	2,005	87	1	0

PCT 141

U. S. Representative District 3

Vote For 1

	TOTAL	VOTE %		Election Day	Early Voting	Ballot By Mail	Provisional Ballots	Limited Ballots
REP Keith Self	973	48.77%	<div><div></div></div>	254	687	32	0	0
DEM Sandeep Srivastava	972	48.72%	<div><div></div></div>	214	707	51	0	0
LIB Christopher Claytor	50	2.51%	<div><div></div></div>	13	36	1	0	0
Total Votes Cast	1,995	100.00%	<div><div></div></div>	481	1,430	84	0	0
Overvotes	0			0	0	0	0	0
Undervotes	31			8	22	1	0	0
Contest Totals	2,026			489	1,452	85	0	0

Governor

Vote For 1

	TOTAL	VOTE %		Election Day	Early Voting	Ballot By Mail	Provisional Ballots	Limited Ballots
REP Greg Abbott	957	47.45%	<div><div></div></div>	248	675	34	0	0
DEM Beto O'Rourke	1,034	51.26%	<div><div></div></div>	233	752	49	0	0
LIB Mark Tippetts	22	1.09%	<div><div></div></div>	5	16	1	0	0
GRN Delilah Barrios	2	0.10%	<div><div></div></div>	0	2	0	0	0
Write-In Totals	2	0.10%	<div><div></div></div>	2	0	0	0	0
Total Votes Cast	2,017	100.00%	<div><div></div></div>	488	1,445	84	0	0
Overvotes	0			0	0	0	0	0
Undervotes	9			1	7	1	0	0
Contest Totals	2,026			489	1,452	85	0	0

Lieutenant Governor

Vote For 1

	TOTAL	VOTE %		Election Day	Early Voting	Ballot By Mail	Provisional Ballots	Limited Ballots
REP Dan Patrick	915	45.70%	<div><div></div></div>	235	649	31	0	0
DEM Mike Collier	1,049	52.40%	<div><div></div></div>	236	759	54	0	0
LIB Shanna Steele	38	1.90%	<div><div></div></div>	11	27	0	0	0
Total Votes Cast	2,002	100.00%	<div><div></div></div>	482	1,435	85	0	0
Overvotes	0			0	0	0	0	0
Undervotes	24			7	17	0	0	0
Contest Totals	2,026			489	1,452	85	0	0

Attorney General

Vote For 1

	TOTAL	VOTE %		Election Day	Early Voting	Ballot By Mail	Provisional Ballots	Limited Ballots
REP Ken Paxton	885	44.61%	<div><div></div></div>	235	620	30	0	0
DEM Rochelle Mercedes Garza	1,019	51.36%	<div><div></div></div>	220	746	53	0	0
LIB Mark Ash	80	4.03%	<div><div></div></div>	22	56	2	0	0
Total Votes Cast	1,984	100.00%	<div><div></div></div>	477	1,422	85	0	0
Overvotes	0			0	0	0	0	0
Undervotes	42			12	30	0	0	0
Contest Totals	2,026			489	1,452	85	0	0

PCT 141

Comptroller of Public Accounts

Vote For 1

	TOTAL	VOTE %		Election Day	Early Voting	Ballot By Mail	Provisional Ballots	Limited Ballots
REP Glenn Hegar	1,011	51.06%	<div><div></div></div>	266	713	32	0	0
DEM Janet T. Dudding	928	46.87%	<div><div></div></div>	197	684	47	0	0
LIB V. Alonzo Echevarria-Garza	41	2.07%	<div><div></div></div>	15	23	3	0	0
Total Votes Cast	1,980	100.00%	<div><div></div></div>	478	1,420	82	0	0
Overvotes	0			0	0	0	0	0
Undervotes	46			11	32	3	0	0
Contest Totals	2,026			489	1,452	85	0	0

Commissioner of the General Land Office

Vote For 1

	TOTAL	VOTE %		Election Day	Early Voting	Ballot By Mail	Provisional Ballots	Limited Ballots
REP Dawn Buckingham	988	50.00%	<div><div></div></div>	265	691	32	0	0
DEM Jay Kleberg	962	48.68%	<div><div></div></div>	206	706	50	0	0
GRN Alfred Molison, Jr	23	1.16%	<div><div></div></div>	4	18	1	0	0
Write-In Totals	3	0.15%	<div><div></div></div>	1	1	1	0	0
Total Votes Cast	1,976	100.00%	<div><div></div></div>	476	1,416	84	0	0
Overvotes	0			0	0	0	0	0
Undervotes	50			13	36	1	0	0
Contest Totals	2,026			489	1,452	85	0	0

Commissioner of Agriculture

Vote For 1

	TOTAL	VOTE %		Election Day	Early Voting	Ballot By Mail	Provisional Ballots	Limited Ballots
REP Sid Miller	983	49.87%	<div><div></div></div>	255	696	32	0	0
DEM Susan Hays	988	50.13%	<div><div></div></div>	220	716	52	0	0
Total Votes Cast	1,971	100.00%	<div><div></div></div>	475	1,412	84	0	0
Overvotes	0			0	0	0	0	0
Undervotes	55			14	40	1	0	0
Contest Totals	2,026			489	1,452	85	0	0

Railroad Commissioner

Vote For 1

	TOTAL	VOTE %		Election Day	Early Voting	Ballot By Mail	Provisional Ballots	Limited Ballots
REP Wayne Christian	954	48.35%	<div><div></div></div>	246	678	30	0	0
DEM Luke Warford	937	47.49%	<div><div></div></div>	205	683	49	0	0
LIB Jaime Andres Diez	54	2.74%	<div><div></div></div>	14	37	3	0	0
GRN Hunter Wayne Crow	28	1.42%	<div><div></div></div>	9	18	1	0	0
Total Votes Cast	1,973	100.00%	<div><div></div></div>	474	1,416	83	0	0
Overvotes	0			0	0	0	0	0
Undervotes	53			15	36	2	0	0
Contest Totals	2,026			489	1,452	85	0	0

PCT 141

Justice, Supreme Court, Place 3

Vote For 1

	TOTAL	VOTE %		Election Day	Early Voting	Ballot By Mail	Provisional Ballots	Limited Ballots
REP Debra Lehrmann	993	50.41%	<div><div></div></div>	253	704	36	0	0
DEM Erin A. Nowell	938	47.61%	<div><div></div></div>	206	688	44	0	0
LIB Thomas Edward Oxford	39	1.98%	<div><div></div></div>	14	24	1	0	0
Total Votes Cast	1,970	100.00%	<div><div></div></div>	473	1,416	81	0	0
Overvotes	0			0	0	0	0	0
Undervotes	56			16	36	4	0	0
Contest Totals	2,026			489	1,452	85	0	0

Justice, Supreme Court, Place 5

Vote For 1

	TOTAL	VOTE %		Election Day	Early Voting	Ballot By Mail	Provisional Ballots	Limited Ballots
REP Rebeca Huddle	1,002	51.02%	<div><div></div></div>	258	708	36	0	0
DEM Amanda Reichel	962	48.98%	<div><div></div></div>	214	703	45	0	0
Total Votes Cast	1,964	100.00%	<div><div></div></div>	472	1,411	81	0	0
Overvotes	0			0	0	0	0	0
Undervotes	62			17	41	4	0	0
Contest Totals	2,026			489	1,452	85	0	0

Justice, Supreme Court, Place 9

Vote For 1

	TOTAL	VOTE %		Election Day	Early Voting	Ballot By Mail	Provisional Ballots	Limited Ballots
REP Evan Young	1,003	51.04%	<div><div></div></div>	266	704	33	0	0
DEM Julia Maldonado	962	48.96%	<div><div></div></div>	207	707	48	0	0
Total Votes Cast	1,965	100.00%	<div><div></div></div>	473	1,411	81	0	0
Overvotes	0			0	0	0	0	0
Undervotes	61			16	41	4	0	0
Contest Totals	2,026			489	1,452	85	0	0

Judge, Court of Criminal Appeals, Place 5

Vote For 1

	TOTAL	VOTE %		Election Day	Early Voting	Ballot By Mail	Provisional Ballots	Limited Ballots
REP Scott Walker	990	50.51%	<div><div></div></div>	259	698	33	0	0
DEM Dana Huffman	970	49.49%	<div><div></div></div>	211	711	48	0	0
Total Votes Cast	1,960	100.00%	<div><div></div></div>	470	1,409	81	0	0
Overvotes	0			0	0	0	0	0
Undervotes	66			19	43	4	0	0
Contest Totals	2,026			489	1,452	85	0	0

PCT 141

Judge, Court of Criminal Appeals, Place 6

Vote For 1

	TOTAL	VOTE %		Election Day	Early Voting	Ballot By Mail	Provisional Ballots	Limited Ballots
REP Jesse F. McClure, III	998	51.07%	<div><div></div></div>	261	704	33	0	0
DEM Robert Johnson	956	48.93%	<div><div></div></div>	206	702	48	0	0
Total Votes Cast	1,954	100.00%	<div><div></div></div>	467	1,406	81	0	0
Overvotes	0			0	0	0	0	0
Undervotes	72			22	46	4	0	0
Contest Totals	2,026			489	1,452	85	0	0

Member, State Board of Education, District 12 CCD

Vote For 1

	TOTAL	VOTE %		Election Day	Early Voting	Ballot By Mail	Provisional Ballots	Limited Ballots
REP Pam Little	962	49.08%	<div><div></div></div>	250	676	36	0	0
DEM Alex Cornwallis	948	48.37%	<div><div></div></div>	201	701	46	0	0
LIB Christy Mowrey	49	2.50%	<div><div></div></div>	16	31	2	0	0
Write-In Totals	1	0.05%	<div><div></div></div>	0	1	0	0	0
Total Votes Cast	1,960	100.00%	<div><div></div></div>	467	1,409	84	0	0
Overvotes	0			0	0	0	0	0
Undervotes	66			22	43	1	0	0
Contest Totals	2,026			489	1,452	85	0	0

State Senator, District 8

Vote For 1

	TOTAL	VOTE %		Election Day	Early Voting	Ballot By Mail	Provisional Ballots	Limited Ballots
REP Angela Paxton	900	46.04%	<div><div></div></div>	238	633	29	0	0
DEM Jonathan Cocks	996	50.95%	<div><div></div></div>	214	730	52	0	0
LIB Edward Kless	59	3.02%	<div><div></div></div>	15	41	3	0	0
Total Votes Cast	1,955	100.00%	<div><div></div></div>	467	1,404	84	0	0
Overvotes	0			0	0	0	0	0
Undervotes	71			22	48	1	0	0
Contest Totals	2,026			489	1,452	85	0	0

Justice, 5th Court of Appeals District, Place 4

Vote For 1

	TOTAL	VOTE %		Election Day	Early Voting	Ballot By Mail	Provisional Ballots	Limited Ballots
REP Emily A. Miskel	994	50.95%	<div><div></div></div>	261	697	36	0	0
DEM Maricela Moore	957	49.05%	<div><div></div></div>	205	707	45	0	0
Total Votes Cast	1,951	100.00%	<div><div></div></div>	466	1,404	81	0	0
Overvotes	0			0	0	0	0	0
Undervotes	75			23	48	4	0	0
Contest Totals	2,026			489	1,452	85	0	0

PCT 141

Justice, 5th Court of Appeals District, Place 7

Vote For 1

	TOTAL	VOTE %		Election Day	Early Voting	Ballot By Mail	Provisional Ballots	Limited Ballots
REP Kristina Williams	987	50.77%	<div><div></div></div>	260	695	32	0	0
DEM Nancy Kennedy	957	49.23%	<div><div></div></div>	205	707	45	0	0
Total Votes Cast	1,944	100.00%	<div><div></div></div>	465	1,402	77	0	0
Overvotes	0			0	0	0	0	0
Undervotes	82			24	50	8	0	0
Contest Totals	2,026			489	1,452	85	0	0

County Judge CCD

Vote For 1

	TOTAL	VOTE %		Election Day	Early Voting	Ballot By Mail	Provisional Ballots	Limited Ballots
REP Chris Hill	991	50.66%	<div><div></div></div>	255	704	32	0	0
DEM Joshua Murray	965	49.34%	<div><div></div></div>	217	702	46	0	0
Total Votes Cast	1,956	100.00%	<div><div></div></div>	472	1,406	78	0	0
Overvotes	0			0	0	0	0	0
Undervotes	70			17	46	7	0	0
Contest Totals	2,026			489	1,452	85	0	0

District Clerk CCD

Vote For 1

	TOTAL	VOTE %		Election Day	Early Voting	Ballot By Mail	Provisional Ballots	Limited Ballots
REP Mike Gould	996	51.10%	<div><div></div></div>	266	699	31	0	0
DEM David Brignac	953	48.90%	<div><div></div></div>	205	701	47	0	0
Total Votes Cast	1,949	100.00%	<div><div></div></div>	471	1,400	78	0	0
Overvotes	0			0	0	0	0	0
Undervotes	77			18	52	7	0	0
Contest Totals	2,026			489	1,452	85	0	0

Justice of the Peace, Precinct 3

Vote For 1

	TOTAL	VOTE %		Election Day	Early Voting	Ballot By Mail	Provisional Ballots	Limited Ballots
REP Mike Missildine	988	50.80%	<div><div></div></div>	254	702	32	0	0
DEM Irvin Lynn Barrett	957	49.20%	<div><div></div></div>	214	700	43	0	0
Total Votes Cast	1,945	100.00%	<div><div></div></div>	468	1,402	75	0	0
Overvotes	0			0	0	0	0	0
Undervotes	81			21	50	10	0	0
Contest Totals	2,026			489	1,452	85	0	0

PCT 142

U. S. Representative, District 4

Vote For 1

	TOTAL	VOTE %		Election Day	Early Voting	Ballot By Mail	Provisional Ballots	Limited Ballots
REP Pat Fallon	791	46.61%	<div><div></div></div>	144	622	24	1	0
DEM Iro Omere	860	50.68%	<div><div></div></div>	133	680	47	0	0
LIB John Simmons	46	2.71%	<div><div></div></div>	7	38	1	0	0
Total Votes Cast	1,697	100.00%	<div><div></div></div>	284	1,340	72	1	0
Overvotes	0			0	0	0	0	0
Undervotes	44			7	33	4	0	0
Contest Totals	1,741			291	1,373	76	1	0

Governor

Vote For 1

	TOTAL	VOTE %		Election Day	Early Voting	Ballot By Mail	Provisional Ballots	Limited Ballots
REP Greg Abbott	753	43.43%	<div><div></div></div>	134	598	20	1	0
DEM Beto O'Rourke	951	54.84%	<div><div></div></div>	150	749	52	0	0
LIB Mark Tippetts	23	1.33%	<div><div></div></div>	3	17	3	0	0
GRN Delilah Barrios	4	0.23%	<div><div></div></div>	2	2	0	0	0
Write-In Totals	3	0.17%	<div><div></div></div>	1	2	0	0	0
Total Votes Cast	1,734	100.00%	<div><div></div></div>	290	1,368	75	1	0
Overvotes	0			0	0	0	0	0
Undervotes	7			1	5	1	0	0
Contest Totals	1,741			291	1,373	76	1	0

Lieutenant Governor

Vote For 1

	TOTAL	VOTE %		Election Day	Early Voting	Ballot By Mail	Provisional Ballots	Limited Ballots
REP Dan Patrick	707	41.18%	<div><div></div></div>	128	563	15	1	0
DEM Mike Collier	967	56.32%	<div><div></div></div>	149	759	59	0	0
LIB Shanna Steele	43	2.50%	<div><div></div></div>	8	34	1	0	0
Total Votes Cast	1,717	100.00%	<div><div></div></div>	285	1,356	75	1	0
Overvotes	0			0	0	0	0	0
Undervotes	24			6	17	1	0	0
Contest Totals	1,741			291	1,373	76	1	0

Attorney General

Vote For 1

	TOTAL	VOTE %		Election Day	Early Voting	Ballot By Mail	Provisional Ballots	Limited Ballots
REP Ken Paxton	698	40.70%	<div><div></div></div>	130	553	14	1	0
DEM Rochelle Mercedes Garza	956	55.74%	<div><div></div></div>	148	750	58	0	0
LIB Mark Ash	61	3.56%	<div><div></div></div>	6	52	3	0	0
Total Votes Cast	1,715	100.00%	<div><div></div></div>	284	1,355	75	1	0
Overvotes	0			0	0	0	0	0
Undervotes	26			7	18	1	0	0
Contest Totals	1,741			291	1,373	76	1	0

PCT 142

Comptroller of Public Accounts

Vote For 1

	TOTAL	VOTE %		Election Day	Early Voting	Ballot By Mail	Provisional Ballots	Limited Ballots
REP Glenn Hegar	819	48.18%	<div><div></div></div>	144	657	17	1	0
DEM Janet T. Dudding	845	49.71%	<div><div></div></div>	133	658	54	0	0
LIB V. Alonzo Echevarria-Garza	36	2.12%	<div><div></div></div>	3	31	2	0	0
Total Votes Cast	1,700	100.00%	<div><div></div></div>	280	1,346	73	1	0
Overvotes	0			0	0	0	0	0
Undervotes	41			11	27	3	0	0
Contest Totals	1,741			291	1,373	76	1	0

Commissioner of the General Land Office

Vote For 1

	TOTAL	VOTE %		Election Day	Early Voting	Ballot By Mail	Provisional Ballots	Limited Ballots
REP Dawn Buckingham	787	46.40%	<div><div></div></div>	139	629	18	1	0
DEM Jay Kleberg	888	52.36%	<div><div></div></div>	136	696	56	0	0
GRN Alfred Molison, Jr	20	1.18%	<div><div></div></div>	5	15	0	0	0
Write-In Totals	1	0.06%	<div><div></div></div>	0	1	0	0	0
Total Votes Cast	1,696	100.00%	<div><div></div></div>	280	1,341	74	1	0
Overvotes	0			0	0	0	0	0
Undervotes	45			11	32	2	0	0
Contest Totals	1,741			291	1,373	76	1	0

Commissioner of Agriculture

Vote For 1

	TOTAL	VOTE %		Election Day	Early Voting	Ballot By Mail	Provisional Ballots	Limited Ballots
REP Sid Miller	799	47.08%	<div><div></div></div>	148	631	19	1	0
DEM Susan Hays	898	52.92%	<div><div></div></div>	135	711	52	0	0
Total Votes Cast	1,697	100.00%	<div><div></div></div>	283	1,342	71	1	0
Overvotes	0			0	0	0	0	0
Undervotes	44			8	31	5	0	0
Contest Totals	1,741			291	1,373	76	1	0

Railroad Commissioner

Vote For 1

	TOTAL	VOTE %		Election Day	Early Voting	Ballot By Mail	Provisional Ballots	Limited Ballots
REP Wayne Christian	778	45.93%	<div><div></div></div>	144	614	19	1	0
DEM Luke Warford	851	50.24%	<div><div></div></div>	126	674	51	0	0
LIB Jaime Andres Diez	51	3.01%	<div><div></div></div>	7	42	2	0	0
GRN Hunter Wayne Crow	14	0.83%	<div><div></div></div>	3	11	0	0	0
Total Votes Cast	1,694	100.00%	<div><div></div></div>	280	1,341	72	1	0
Overvotes	0			0	0	0	0	0
Undervotes	47			11	32	4	0	0
Contest Totals	1,741			291	1,373	76	1	0

PCT 142

Justice, Supreme Court, Place 3

Vote For 1

	TOTAL	VOTE %		Election Day	Early Voting	Ballot By Mail	Provisional Ballots	Limited Ballots
REP Debra Lehrmann	783	46.36%	<div><div></div></div>	141	622	19	1	0
DEM Erin A. Nowell	871	51.57%	<div><div></div></div>	132	687	52	0	0
LIB Thomas Edward Oxford	35	2.07%	<div><div></div></div>	7	26	2	0	0
Total Votes Cast	1,689	100.00%	<div><div></div></div>	280	1,335	73	1	0
Overvotes	0			0	0	0	0	0
Undervotes	52			11	38	3	0	0
Contest Totals	1,741			291	1,373	76	1	0

Justice, Supreme Court, Place 5

Vote For 1

	TOTAL	VOTE %		Election Day	Early Voting	Ballot By Mail	Provisional Ballots	Limited Ballots
REP Rebeca Huddle	800	47.45%	<div><div></div></div>	145	635	19	1	0
DEM Amanda Reichel	886	52.55%	<div><div></div></div>	134	699	53	0	0
Total Votes Cast	1,686	100.00%	<div><div></div></div>	279	1,334	72	1	0
Overvotes	0			0	0	0	0	0
Undervotes	55			12	39	4	0	0
Contest Totals	1,741			291	1,373	76	1	0

Justice, Supreme Court, Place 9

Vote For 1

	TOTAL	VOTE %		Election Day	Early Voting	Ballot By Mail	Provisional Ballots	Limited Ballots
REP Evan Young	799	47.47%	<div><div></div></div>	140	635	23	1	0
DEM Julia Maldonado	884	52.53%	<div><div></div></div>	138	698	48	0	0
Total Votes Cast	1,683	100.00%	<div><div></div></div>	278	1,333	71	1	0
Overvotes	0			0	0	0	0	0
Undervotes	58			13	40	5	0	0
Contest Totals	1,741			291	1,373	76	1	0

Judge, Court of Criminal Appeals, Place 5

Vote For 1

	TOTAL	VOTE %		Election Day	Early Voting	Ballot By Mail	Provisional Ballots	Limited Ballots
REP Scott Walker	791	47.17%	<div><div></div></div>	141	628	21	1	0
DEM Dana Huffman	886	52.83%	<div><div></div></div>	135	701	50	0	0
Total Votes Cast	1,677	100.00%	<div><div></div></div>	276	1,329	71	1	0
Overvotes	0			0	0	0	0	0
Undervotes	64			15	44	5	0	0
Contest Totals	1,741			291	1,373	76	1	0

PCT 142

Judge, Court of Criminal Appeals, Place 6

Vote For 1

	TOTAL	VOTE %		Election Day	Early Voting	Ballot By Mail	Provisional Ballots	Limited Ballots
REP Jesse F. McClure, III	792	47.43%	<div><div></div></div>	138	633	20	1	0
DEM Robert Johnson	878	52.57%	<div><div></div></div>	136	691	51	0	0
Total Votes Cast	1,670	100.00%	<div><div></div></div>	274	1,324	71	1	0
Overvotes	0			0	0	0	0	0
Undervotes	71			17	49	5	0	0
Contest Totals	1,741			291	1,373	76	1	0

Member, State Board of Education, District 12 CCD

Vote For 1

	TOTAL	VOTE %		Election Day	Early Voting	Ballot By Mail	Provisional Ballots	Limited Ballots
REP Pam Little	783	46.58%	<div><div></div></div>	143	618	21	1	0
DEM Alex Cornwallis	855	50.86%	<div><div></div></div>	127	680	48	0	0
LIB Christy Mowrey	43	2.56%	<div><div></div></div>	6	34	3	0	0
Write-In Totals	0	0.00%	<div><div></div></div>	0	0	0	0	0
Total Votes Cast	1,681	100.00%	<div><div></div></div>	276	1,332	72	1	0
Overvotes	0			0	0	0	0	0
Undervotes	60			15	41	4	0	0
Contest Totals	1,741			291	1,373	76	1	0

State Senator, District 2

Vote For 1

	TOTAL	VOTE %		Election Day	Early Voting	Ballot By Mail	Provisional Ballots	Limited Ballots
REP Bob Hall	796	47.92%	<div><div></div></div>	141	631	23	1	0
DEM Prince S. Giadolor	865	52.08%	<div><div></div></div>	131	684	50	0	0
Total Votes Cast	1,661	100.00%	<div><div></div></div>	272	1,315	73	1	0
Overvotes	0			0	0	0	0	0
Undervotes	80			19	58	3	0	0
Contest Totals	1,741			291	1,373	76	1	0

State Representative, District 70

Vote For 1

	TOTAL	VOTE %		Election Day	Early Voting	Ballot By Mail	Provisional Ballots	Limited Ballots
REP Jamee Jolly	802	47.34%	<div><div></div></div>	146	637	18	1	0
DEM Mihaela Elizabeth Plesa	892	52.66%	<div><div></div></div>	134	703	55	0	0
Total Votes Cast	1,694	100.00%	<div><div></div></div>	280	1,340	73	1	0
Overvotes	0			0	0	0	0	0
Undervotes	47			11	33	3	0	0
Contest Totals	1,741			291	1,373	76	1	0

PCT 142

Justice, 5th Court of Appeals District, Place 4

Vote For 1

	TOTAL	VOTE %		Election Day	Early Voting	Ballot By Mail	Provisional Ballots	Limited Ballots
REP Emily A. Miskel	788	47.47%	<div><div></div></div>	137	628	22	1	0
DEM Maricela Moore	872	52.53%	<div><div></div></div>	137	688	47	0	0
Total Votes Cast	1,660	100.00%	<div><div></div></div>	274	1,316	69	1	0
Overvotes	0			0	0	0	0	0
Undervotes	81			17	57	7	0	0
Contest Totals	1,741			291	1,373	76	1	0

Justice, 5th Court of Appeals District, Place 7

Vote For 1

	TOTAL	VOTE %		Election Day	Early Voting	Ballot By Mail	Provisional Ballots	Limited Ballots
REP Kristina Williams	780	46.93%	<div><div></div></div>	137	623	19	1	0
DEM Nancy Kennedy	882	53.07%	<div><div></div></div>	137	695	50	0	0
Total Votes Cast	1,662	100.00%	<div><div></div></div>	274	1,318	69	1	0
Overvotes	0			0	0	0	0	0
Undervotes	79			17	55	7	0	0
Contest Totals	1,741			291	1,373	76	1	0

County Judge CCD

Vote For 1

	TOTAL	VOTE %		Election Day	Early Voting	Ballot By Mail	Provisional Ballots	Limited Ballots
REP Chris Hill	799	47.82%	<div><div></div></div>	138	637	23	1	0
DEM Joshua Murray	872	52.18%	<div><div></div></div>	133	692	47	0	0
Total Votes Cast	1,671	100.00%	<div><div></div></div>	271	1,329	70	1	0
Overvotes	0			0	0	0	0	0
Undervotes	70			20	44	6	0	0
Contest Totals	1,741			291	1,373	76	1	0

District Clerk CCD

Vote For 1

	TOTAL	VOTE %		Election Day	Early Voting	Ballot By Mail	Provisional Ballots	Limited Ballots
REP Mike Gould	808	48.62%	<div><div></div></div>	143	641	23	1	0
DEM David Brignac	854	51.38%	<div><div></div></div>	128	680	46	0	0
Total Votes Cast	1,662	100.00%	<div><div></div></div>	271	1,321	69	1	0
Overvotes	0			0	0	0	0	0
Undervotes	79			20	52	7	0	0
Contest Totals	1,741			291	1,373	76	1	0

PCT 142

County Commissioner, Precinct 4

Vote For 1

	TOTAL	VOTE %		Election Day	Early Voting	Ballot By Mail	Provision al Ballots	Limited Ballots
REP Duncan Webb	793	47.94%	<div><div></div></div>	145	626	21	1	0
DEM Jeffrey Williams	861	52.06%	<div><div></div></div>	129	685	47	0	0
Total Votes Cast	1,654	100.00%	<div><div></div></div>	274	1,311	68	1	0
Overvotes	0			0	0	0	0	0
Undervotes	87			17	62	8	0	0
Contest Totals	1,741			291	1,373	76	1	0

Justice of the Peace, Precinct 3

Vote For 1

	TOTAL	VOTE %		Election Day	Early Voting	Ballot By Mail	Provision al Ballots	Limited Ballots
REP Mike Missildine	790	47.85%	<div><div></div></div>	136	630	23	1	0
DEM Irvin Lynn Barrett	861	52.15%	<div><div></div></div>	134	683	44	0	0
Total Votes Cast	1,651	100.00%	<div><div></div></div>	270	1,313	67	1	0
Overvotes	0			0	0	0	0	0
Undervotes	90			21	60	9	0	0
Contest Totals	1,741			291	1,373	76	1	0

PCT 143

U. S. Representative, District 4

Vote For 1

	TOTAL	VOTE %		Election Day	Early Voting	Ballot By Mail	Provisional Ballots	Limited Ballots
REP Pat Fallon	705	55.91%	<div><div></div></div>	148	531	25	1	0
DEM Iro Omere	530	42.03%	<div><div></div></div>	96	406	27	1	0
LIB John Simmons	26	2.06%	<div><div></div></div>	8	17	1	0	0
Total Votes Cast	1,261	100.00%	<div><div></div></div>	252	954	53	2	0
Overvotes	0			0	0	0	0	0
Undervotes	27			3	19	5	0	0
Contest Totals	1,288			255	973	58	2	0

Governor

Vote For 1

	TOTAL	VOTE %		Election Day	Early Voting	Ballot By Mail	Provisional Ballots	Limited Ballots
REP Greg Abbott	701	54.55%	<div><div></div></div>	144	527	29	1	0
DEM Beto O'Rourke	566	44.05%	<div><div></div></div>	108	429	28	1	0
LIB Mark Tippetts	17	1.32%	<div><div></div></div>	2	15	0	0	0
GRN Delilah Barrios	1	0.08%	<div><div></div></div>	0	1	0	0	0
Write-In Totals	0	0.00%	<div><div></div></div>	0	0	0	0	0
Total Votes Cast	1,285	100.00%	<div><div></div></div>	254	972	57	2	0
Overvotes	0			0	0	0	0	0
Undervotes	3			1	1	1	0	0
Contest Totals	1,288			255	973	58	2	0

Lieutenant Governor

Vote For 1

	TOTAL	VOTE %		Election Day	Early Voting	Ballot By Mail	Provisional Ballots	Limited Ballots
REP Dan Patrick	666	52.19%	<div><div></div></div>	140	498	28	0	0
DEM Mike Collier	587	46.00%	<div><div></div></div>	106	452	28	1	0
LIB Shanna Steele	23	1.80%	<div><div></div></div>	7	15	0	1	0
Total Votes Cast	1,276	100.00%	<div><div></div></div>	253	965	56	2	0
Overvotes	0			0	0	0	0	0
Undervotes	12			2	8	2	0	0
Contest Totals	1,288			255	973	58	2	0

Attorney General

Vote For 1

	TOTAL	VOTE %		Election Day	Early Voting	Ballot By Mail	Provisional Ballots	Limited Ballots
REP Ken Paxton	633	50.24%	<div><div></div></div>	137	468	27	1	0
DEM Rochelle Mercedes Garza	564	44.76%	<div><div></div></div>	101	434	28	1	0
LIB Mark Ash	63	5.00%	<div><div></div></div>	11	51	1	0	0
Total Votes Cast	1,260	100.00%	<div><div></div></div>	249	953	56	2	0
Overvotes	0			0	0	0	0	0
Undervotes	28			6	20	2	0	0
Contest Totals	1,288			255	973	58	2	0

PCT 143

Comptroller of Public Accounts

Vote For 1

	TOTAL	VOTE %		Election Day	Early Voting	Ballot By Mail	Provisional Ballots	Limited Ballots
REP Glenn Hegar	745	58.80%	<div><div></div></div>	154	555	35	1	0
DEM Janet T. Dudding	508	40.09%	<div><div></div></div>	93	391	23	1	0
LIB V. Alonzo Echevarria-Garza	14	1.10%	<div><div></div></div>	4	10	0	0	0
Total Votes Cast	1,267	100.00%	<div><div></div></div>	251	956	58	2	0
Overvotes	0			0	0	0	0	0
Undervotes	21			4	17	0	0	0
Contest Totals	1,288			255	973	58	2	0

Commissioner of the General Land Office

Vote For 1

	TOTAL	VOTE %		Election Day	Early Voting	Ballot By Mail	Provisional Ballots	Limited Ballots
REP Dawn Buckingham	719	56.97%	<div><div></div></div>	157	533	28	1	0
DEM Jay Kleberg	534	42.31%	<div><div></div></div>	91	416	26	1	0
GRN Alfred Molison, Jr	9	0.71%	<div><div></div></div>	4	5	0	0	0
Write-In Totals	0	0.00%	<div><div></div></div>	0	0	0	0	0
Total Votes Cast	1,262	100.00%	<div><div></div></div>	252	954	54	2	0
Overvotes	0			0	0	0	0	0
Undervotes	26			3	19	4	0	0
Contest Totals	1,288			255	973	58	2	0

Commissioner of Agriculture

Vote For 1

	TOTAL	VOTE %		Election Day	Early Voting	Ballot By Mail	Provisional Ballots	Limited Ballots
REP Sid Miller	710	56.30%	<div><div></div></div>	150	531	28	1	0
DEM Susan Hays	551	43.70%	<div><div></div></div>	102	421	27	1	0
Total Votes Cast	1,261	100.00%	<div><div></div></div>	252	952	55	2	0
Overvotes	0			0	0	0	0	0
Undervotes	27			3	21	3	0	0
Contest Totals	1,288			255	973	58	2	0

Railroad Commissioner

Vote For 1

	TOTAL	VOTE %		Election Day	Early Voting	Ballot By Mail	Provisional Ballots	Limited Ballots
REP Wayne Christian	713	56.45%	<div><div></div></div>	155	529	28	1	0
DEM Luke Warford	518	41.01%	<div><div></div></div>	85	406	26	1	0
LIB Jaime Andres Diez	20	1.58%	<div><div></div></div>	8	11	1	0	0
GRN Hunter Wayne Crow	12	0.95%	<div><div></div></div>	3	8	1	0	0
Total Votes Cast	1,263	100.00%	<div><div></div></div>	251	954	56	2	0
Overvotes	0			0	0	0	0	0
Undervotes	25			4	19	2	0	0
Contest Totals	1,288			255	973	58	2	0

PCT 143

Justice, Supreme Court, Place 3

Vote For 1

	TOTAL	VOTE %		Election Day	Early Voting	Ballot By Mail	Provisional Ballots	Limited Ballots
REP Debra Lehrmann	725	57.63%	<div><div></div></div>	146	547	31	1	0
DEM Erin A. Nowell	523	41.57%	<div><div></div></div>	100	397	25	1	0
LIB Thomas Edward Oxford	10	0.79%	<div><div></div></div>	2	8	0	0	0
Total Votes Cast	1,258	100.00%	<div><div></div></div>	248	952	56	2	0
Overvotes	0			0	0	0	0	0
Undervotes	30			7	21	2	0	0
Contest Totals	1,288			255	973	58	2	0

Justice, Supreme Court, Place 5

Vote For 1

	TOTAL	VOTE %		Election Day	Early Voting	Ballot By Mail	Provisional Ballots	Limited Ballots
REP Rebeca Huddle	724	57.69%	<div><div></div></div>	148	544	31	1	0
DEM Amanda Reichel	531	42.31%	<div><div></div></div>	100	405	25	1	0
Total Votes Cast	1,255	100.00%	<div><div></div></div>	248	949	56	2	0
Overvotes	0			0	0	0	0	0
Undervotes	33			7	24	2	0	0
Contest Totals	1,288			255	973	58	2	0

Justice, Supreme Court, Place 9

Vote For 1

	TOTAL	VOTE %		Election Day	Early Voting	Ballot By Mail	Provisional Ballots	Limited Ballots
REP Evan Young	726	58.17%	<div><div></div></div>	148	546	31	1	0
DEM Julia Maldonado	522	41.83%	<div><div></div></div>	100	396	25	1	0
Total Votes Cast	1,248	100.00%	<div><div></div></div>	248	942	56	2	0
Overvotes	0			0	0	0	0	0
Undervotes	40			7	31	2	0	0
Contest Totals	1,288			255	973	58	2	0

Judge, Court of Criminal Appeals, Place 5

Vote For 1

	TOTAL	VOTE %		Election Day	Early Voting	Ballot By Mail	Provisional Ballots	Limited Ballots
REP Scott Walker	719	57.80%	<div><div></div></div>	152	534	32	1	0
DEM Dana Huffman	525	42.20%	<div><div></div></div>	95	407	22	1	0
Total Votes Cast	1,244	100.00%	<div><div></div></div>	247	941	54	2	0
Overvotes	0			0	0	0	0	0
Undervotes	44			8	32	4	0	0
Contest Totals	1,288			255	973	58	2	0

PCT 143

Judge, Court of Criminal Appeals, Place 6

Vote For 1

	TOTAL	VOTE %		Election Day	Early Voting	Ballot By Mail	Provisional Ballots	Limited Ballots
REP Jesse F. McClure, III	729	58.70%	<div><div></div></div>	153	544	31	1	0
DEM Robert Johnson	513	41.30%	<div><div></div></div>	95	395	22	1	0
Total Votes Cast	1,242	100.00%	<div><div></div></div>	248	939	53	2	0
Overvotes	0			0	0	0	0	0
Undervotes	46			7	34	5	0	0
Contest Totals	1,288			255	973	58	2	0

Member, State Board of Education, District 12 CCD

Vote For 1

	TOTAL	VOTE %		Election Day	Early Voting	Ballot By Mail	Provisional Ballots	Limited Ballots
REP Pam Little	694	55.92%	<div><div></div></div>	144	520	29	1	0
DEM Alex Cornwallis	514	41.42%	<div><div></div></div>	95	395	23	1	0
LIB Christy Mowrey	33	2.66%	<div><div></div></div>	7	25	1	0	0
Write-In Totals	0	0.00%	<div><div></div></div>	0	0	0	0	0
Total Votes Cast	1,241	100.00%	<div><div></div></div>	246	940	53	2	0
Overvotes	0			0	0	0	0	0
Undervotes	47			9	33	5	0	0
Contest Totals	1,288			255	973	58	2	0

State Senator, District 8

Vote For 1

	TOTAL	VOTE %		Election Day	Early Voting	Ballot By Mail	Provisional Ballots	Limited Ballots
REP Angela Paxton	667	53.36%	<div><div></div></div>	142	499	25	1	0
DEM Jonathan Cocks	553	44.24%	<div><div></div></div>	99	426	27	1	0
LIB Edward Kless	30	2.40%	<div><div></div></div>	7	21	2	0	0
Total Votes Cast	1,250	100.00%	<div><div></div></div>	248	946	54	2	0
Overvotes	0			0	0	0	0	0
Undervotes	38			7	27	4	0	0
Contest Totals	1,288			255	973	58	2	0

State Representative, District 66

Vote For 1

	TOTAL	VOTE %		Election Day	Early Voting	Ballot By Mail	Provisional Ballots	Limited Ballots
REP Matt Shaheen	725	58.09%	<div><div></div></div>	150	541	33	1	0
DEM Jesse Ringness	523	41.91%	<div><div></div></div>	97	402	23	1	0
Total Votes Cast	1,248	100.00%	<div><div></div></div>	247	943	56	2	0
Overvotes	0			0	0	0	0	0
Undervotes	40			8	30	2	0	0
Contest Totals	1,288			255	973	58	2	0

PCT 143

Justice, 5th Court of Appeals District, Place 4

Vote For 1

	TOTAL	VOTE %		Election Day	Early Voting	Ballot By Mail	Provisional Ballots	Limited Ballots
REP Emily A. Miskel	716	57.70%	<div><div></div></div>	152	533	30	1	0
DEM Maricela Moore	525	42.30%	<div><div></div></div>	95	404	25	1	0
Total Votes Cast	1,241	100.00%	<div><div></div></div>	247	937	55	2	0
Overvotes	0			0	0	0	0	0
Undervotes	47			8	36	3	0	0
Contest Totals	1,288			255	973	58	2	0

Justice, 5th Court of Appeals District, Place 7

Vote For 1

	TOTAL	VOTE %		Election Day	Early Voting	Ballot By Mail	Provisional Ballots	Limited Ballots
REP Kristina Williams	723	58.31%	<div><div></div></div>	153	538	31	1	0
DEM Nancy Kennedy	517	41.69%	<div><div></div></div>	94	398	24	1	0
Total Votes Cast	1,240	100.00%	<div><div></div></div>	247	936	55	2	0
Overvotes	0			0	0	0	0	0
Undervotes	48			8	37	3	0	0
Contest Totals	1,288			255	973	58	2	0

County Judge CCD

Vote For 1

	TOTAL	VOTE %		Election Day	Early Voting	Ballot By Mail	Provisional Ballots	Limited Ballots
REP Chris Hill	715	57.52%	<div><div></div></div>	152	533	29	1	0
DEM Joshua Murray	528	42.48%	<div><div></div></div>	95	407	25	1	0
Total Votes Cast	1,243	100.00%	<div><div></div></div>	247	940	54	2	0
Overvotes	0			0	0	0	0	0
Undervotes	45			8	33	4	0	0
Contest Totals	1,288			255	973	58	2	0

District Clerk CCD

Vote For 1

	TOTAL	VOTE %		Election Day	Early Voting	Ballot By Mail	Provisional Ballots	Limited Ballots
REP Mike Gould	728	58.76%	<div><div></div></div>	154	544	29	1	0
DEM David Brignac	511	41.24%	<div><div></div></div>	92	394	24	1	0
Total Votes Cast	1,239	100.00%	<div><div></div></div>	246	938	53	2	0
Overvotes	0			0	0	0	0	0
Undervotes	49			9	35	5	0	0
Contest Totals	1,288			255	973	58	2	0

PCT 143

County Commissioner, Precinct 4

Vote For 1

	TOTAL	VOTE %		Election Day	Early Voting	Ballot By Mail	Provision al Ballots	Limited Ballots
REP Duncan Webb	734	59.34%	<div><div></div></div>	152	551	30	1	0
DEM Jeffrey Williams	503	40.66%	<div><div></div></div>	94	386	22	1	0
Total Votes Cast	1,237	100.00%	<div><div></div></div>	246	937	52	2	0
Overvotes	0			0	0	0	0	0
Undervotes	51			9	36	6	0	0
Contest Totals	1,288			255	973	58	2	0

Justice of the Peace, Precinct 4

Vote For 1

	TOTAL	VOTE %		Election Day	Early Voting	Ballot By Mail	Provision al Ballots	Limited Ballots
REP Vincent Venegoni	713	58.11%	<div><div></div></div>	149	535	28	1	0
DEM Adam Kern	514	41.89%	<div><div></div></div>	95	394	24	1	0
Total Votes Cast	1,227	100.00%	<div><div></div></div>	244	929	52	2	0
Overvotes	0			0	0	0	0	0
Undervotes	61			11	44	6	0	0
Contest Totals	1,288			255	973	58	2	0

PCT 144

U. S. Representative District 3

Vote For 1

	TOTAL	VOTE %		Election Day	Early Voting	Ballot By Mail	Provisional Ballots	Limited Ballots
REP Keith Self	898	57.31%	<div><div></div></div>	273	596	29	0	0
DEM Sandeep Srivastava	638	40.71%	<div><div></div></div>	121	495	21	1	0
LIB Christopher Claytor	31	1.98%	<div><div></div></div>	11	19	1	0	0
Total Votes Cast	1,567	100.00%	<div><div></div></div>	405	1,110	51	1	0
Overvotes	0			0	0	0	0	0
Undervotes	27			10	17	0	0	0
Contest Totals	1,594			415	1,127	51	1	0

Governor

Vote For 1

	TOTAL	VOTE %		Election Day	Early Voting	Ballot By Mail	Provisional Ballots	Limited Ballots
REP Greg Abbott	876	55.06%	<div><div></div></div>	262	587	27	0	0
DEM Beto O'Rourke	688	43.24%	<div><div></div></div>	142	523	22	1	0
LIB Mark Tippetts	18	1.13%	<div><div></div></div>	5	11	2	0	0
GRN Delilah Barrios	7	0.44%	<div><div></div></div>	3	4	0	0	0
Write-In Totals	2	0.13%	<div><div></div></div>	0	2	0	0	0
Total Votes Cast	1,591	100.00%	<div><div></div></div>	412	1,127	51	1	0
Overvotes	0			0	0	0	0	0
Undervotes	3			3	0	0	0	0
Contest Totals	1,594			415	1,127	51	1	0

Lieutenant Governor

Vote For 1

	TOTAL	VOTE %		Election Day	Early Voting	Ballot By Mail	Provisional Ballots	Limited Ballots
REP Dan Patrick	851	53.96%	<div><div></div></div>	257	568	26	0	0
DEM Mike Collier	693	43.94%	<div><div></div></div>	145	523	24	1	0
LIB Shanna Steele	33	2.09%	<div><div></div></div>	6	26	1	0	0
Total Votes Cast	1,577	100.00%	<div><div></div></div>	408	1,117	51	1	0
Overvotes	0			0	0	0	0	0
Undervotes	17			7	10	0	0	0
Contest Totals	1,594			415	1,127	51	1	0

Attorney General

Vote For 1

	TOTAL	VOTE %		Election Day	Early Voting	Ballot By Mail	Provisional Ballots	Limited Ballots
REP Ken Paxton	822	52.59%	<div><div></div></div>	256	543	23	0	0
DEM Rochelle Mercedes Garza	681	43.57%	<div><div></div></div>	140	516	24	1	0
LIB Mark Ash	60	3.84%	<div><div></div></div>	10	46	4	0	0
Total Votes Cast	1,563	100.00%	<div><div></div></div>	406	1,105	51	1	0
Overvotes	0			0	0	0	0	0
Undervotes	31			9	22	0	0	0
Contest Totals	1,594			415	1,127	51	1	0

PCT 144

Comptroller of Public Accounts

Vote For 1

	TOTAL	VOTE %		Election Day	Early Voting	Ballot By Mail	Provisional Ballots	Limited Ballots
REP Glenn Hegar	905	58.12%	<div><div></div></div>	271	605	29	0	0
DEM Janet T. Dudding	627	40.27%	<div><div></div></div>	123	481	22	1	0
LIB V. Alonzo Echevarria-Garza	25	1.61%	<div><div></div></div>	6	19	0	0	0
Total Votes Cast	1,557	100.00%	<div><div></div></div>	400	1,105	51	1	0
Overvotes	0			0	0	0	0	0
Undervotes	37			15	22	0	0	0
Contest Totals	1,594			415	1,127	51	1	0

Commissioner of the General Land Office

Vote For 1

	TOTAL	VOTE %		Election Day	Early Voting	Ballot By Mail	Provisional Ballots	Limited Ballots
REP Dawn Buckingham	892	57.44%	<div><div></div></div>	266	599	27	0	0
DEM Jay Kleberg	644	41.47%	<div><div></div></div>	127	495	21	1	0
GRN Alfred Molison, Jr	17	1.09%	<div><div></div></div>	5	11	1	0	0
Write-In Totals	0	0.00%	<div><div></div></div>	0	0	0	0	0
Total Votes Cast	1,553	100.00%	<div><div></div></div>	398	1,105	49	1	0
Overvotes	0			0	0	0	0	0
Undervotes	41			17	22	2	0	0
Contest Totals	1,594			415	1,127	51	1	0

Commissioner of Agriculture

Vote For 1

	TOTAL	VOTE %		Election Day	Early Voting	Ballot By Mail	Provisional Ballots	Limited Ballots
REP Sid Miller	891	57.52%	<div><div></div></div>	270	594	27	0	0
DEM Susan Hays	658	42.48%	<div><div></div></div>	130	506	21	1	0
Total Votes Cast	1,549	100.00%	<div><div></div></div>	400	1,100	48	1	0
Overvotes	0			0	0	0	0	0
Undervotes	45			15	27	3	0	0
Contest Totals	1,594			415	1,127	51	1	0

Railroad Commissioner

Vote For 1

	TOTAL	VOTE %		Election Day	Early Voting	Ballot By Mail	Provisional Ballots	Limited Ballots
REP Wayne Christian	884	57.03%	<div><div></div></div>	266	589	29	0	0
DEM Luke Warford	616	39.74%	<div><div></div></div>	126	469	20	1	0
LIB Jaime Andres Diez	34	2.19%	<div><div></div></div>	3	31	0	0	0
GRN Hunter Wayne Crow	16	1.03%	<div><div></div></div>	5	10	1	0	0
Total Votes Cast	1,550	100.00%	<div><div></div></div>	400	1,099	50	1	0
Overvotes	0			0	0	0	0	0
Undervotes	44			15	28	1	0	0
Contest Totals	1,594			415	1,127	51	1	0

PCT 144

Justice, Supreme Court, Place 3

Vote For 1

	TOTAL	VOTE %		Election Day	Early Voting	Ballot By Mail	Provisional Ballots	Limited Ballots
REP Debra Lehrmann	894	57.90%	<div><div></div></div>	268	598	28	0	0
DEM Erin A. Nowell	626	40.54%	<div><div></div></div>	125	481	19	1	0
LIB Thomas Edward Oxford	24	1.55%	<div><div></div></div>	7	16	1	0	0
Total Votes Cast	1,544	100.00%	<div><div></div></div>	400	1,095	48	1	0
Overvotes	0			0	0	0	0	0
Undervotes	50			15	32	3	0	0
Contest Totals	1,594			415	1,127	51	1	0

Justice, Supreme Court, Place 5

Vote For 1

	TOTAL	VOTE %		Election Day	Early Voting	Ballot By Mail	Provisional Ballots	Limited Ballots
REP Rebeca Huddle	898	58.39%	<div><div></div></div>	269	601	28	0	0
DEM Amanda Reichel	640	41.61%	<div><div></div></div>	129	490	20	1	0
Total Votes Cast	1,538	100.00%	<div><div></div></div>	398	1,091	48	1	0
Overvotes	0			0	0	0	0	0
Undervotes	56			17	36	3	0	0
Contest Totals	1,594			415	1,127	51	1	0

Justice, Supreme Court, Place 9

Vote For 1

	TOTAL	VOTE %		Election Day	Early Voting	Ballot By Mail	Provisional Ballots	Limited Ballots
REP Evan Young	891	57.86%	<div><div></div></div>	267	596	28	0	0
DEM Julia Maldonado	649	42.14%	<div><div></div></div>	131	497	20	1	0
Total Votes Cast	1,540	100.00%	<div><div></div></div>	398	1,093	48	1	0
Overvotes	0			0	0	0	0	0
Undervotes	54			17	34	3	0	0
Contest Totals	1,594			415	1,127	51	1	0

Judge, Court of Criminal Appeals, Place 5

Vote For 1

	TOTAL	VOTE %		Election Day	Early Voting	Ballot By Mail	Provisional Ballots	Limited Ballots
REP Scott Walker	876	57.33%	<div><div></div></div>	264	585	27	0	0
DEM Dana Huffman	652	42.67%	<div><div></div></div>	130	501	20	1	0
Total Votes Cast	1,528	100.00%	<div><div></div></div>	394	1,086	47	1	0
Overvotes	0			0	0	0	0	0
Undervotes	66			21	41	4	0	0
Contest Totals	1,594			415	1,127	51	1	0

PCT 144

Judge, Court of Criminal Appeals, Place 6

Vote For 1

	TOTAL	VOTE %		Election Day	Early Voting	Ballot By Mail	Provisional Ballots	Limited Ballots
REP Jesse F. McClure, III	885	58.03%	<div><div></div></div>	266	592	27	0	0
DEM Robert Johnson	640	41.97%	<div><div></div></div>	130	489	20	1	0
Total Votes Cast	1,525	100.00%	<div><div></div></div>	396	1,081	47	1	0
Overvotes	0			0	0	0	0	0
Undervotes	69			19	46	4	0	0
Contest Totals	1,594			415	1,127	51	1	0

Member, State Board of Education, District 12 CCD

Vote For 1

	TOTAL	VOTE %		Election Day	Early Voting	Ballot By Mail	Provisional Ballots	Limited Ballots
REP Pam Little	878	57.24%	<div><div></div></div>	266	585	27	0	0
DEM Alex Cornwallis	615	40.09%	<div><div></div></div>	126	468	20	1	0
LIB Christy Mowrey	41	2.67%	<div><div></div></div>	7	33	1	0	0
Write-In Totals	0	0.00%	<div><div></div></div>	0	0	0	0	0
Total Votes Cast	1,534	100.00%	<div><div></div></div>	399	1,086	48	1	0
Overvotes	0			0	0	0	0	0
Undervotes	60			16	41	3	0	0
Contest Totals	1,594			415	1,127	51	1	0

State Senator, District 8

Vote For 1

	TOTAL	VOTE %		Election Day	Early Voting	Ballot By Mail	Provisional Ballots	Limited Ballots
REP Angela Paxton	851	55.08%	<div><div></div></div>	266	562	23	0	0
DEM Jonathan Cocks	648	41.94%	<div><div></div></div>	131	495	21	1	0
LIB Edward Kless	46	2.98%	<div><div></div></div>	8	33	5	0	0
Total Votes Cast	1,545	100.00%	<div><div></div></div>	405	1,090	49	1	0
Overvotes	0			0	0	0	0	0
Undervotes	49			10	37	2	0	0
Contest Totals	1,594			415	1,127	51	1	0

State Representative, District 33

Vote For 1

	TOTAL	VOTE %		Election Day	Early Voting	Ballot By Mail	Provisional Ballots	Limited Ballots
REP Justin Holland	903	58.67%	<div><div></div></div>	270	603	30	0	0
DEM Graeson Lynskey	636	41.33%	<div><div></div></div>	128	488	19	1	0
Total Votes Cast	1,539	100.00%	<div><div></div></div>	398	1,091	49	1	0
Overvotes	0			0	0	0	0	0
Undervotes	55			17	36	2	0	0
Contest Totals	1,594			415	1,127	51	1	0

PCT 144

Justice, 5th Court of Appeals District, Place 4

Vote For 1

	TOTAL	VOTE %		Election Day	Early Voting	Ballot By Mail	Provisional Ballots	Limited Ballots
REP Emily A. Miskel	892	58.38%	<div><div></div></div>	270	596	26	0	0
DEM Maricela Moore	636	41.62%	<div><div></div></div>	125	489	21	1	0
Total Votes Cast	1,528	100.00%	<div><div></div></div>	395	1,085	47	1	0
Overvotes	0			0	0	0	0	0
Undervotes	66			20	42	4	0	0
Contest Totals	1,594			415	1,127	51	1	0

Justice, 5th Court of Appeals District, Place 7

Vote For 1

	TOTAL	VOTE %		Election Day	Early Voting	Ballot By Mail	Provisional Ballots	Limited Ballots
REP Kristina Williams	882	57.76%	<div><div></div></div>	262	593	27	0	0
DEM Nancy Kennedy	645	42.24%	<div><div></div></div>	132	492	20	1	0
Total Votes Cast	1,527	100.00%	<div><div></div></div>	394	1,085	47	1	0
Overvotes	0			0	0	0	0	0
Undervotes	67			21	42	4	0	0
Contest Totals	1,594			415	1,127	51	1	0

County Judge CCD

Vote For 1

	TOTAL	VOTE %		Election Day	Early Voting	Ballot By Mail	Provisional Ballots	Limited Ballots
REP Chris Hill	885	57.54%	<div><div></div></div>	264	593	28	0	0
DEM Joshua Murray	653	42.46%	<div><div></div></div>	133	499	20	1	0
Total Votes Cast	1,538	100.00%	<div><div></div></div>	397	1,092	48	1	0
Overvotes	0			0	0	0	0	0
Undervotes	56			18	35	3	0	0
Contest Totals	1,594			415	1,127	51	1	0

District Clerk CCD

Vote For 1

	TOTAL	VOTE %		Election Day	Early Voting	Ballot By Mail	Provisional Ballots	Limited Ballots
REP Mike Gould	897	58.55%	<div><div></div></div>	267	601	28	1	0
DEM David Brignac	635	41.45%	<div><div></div></div>	127	488	20	0	0
Total Votes Cast	1,532	100.00%	<div><div></div></div>	394	1,089	48	1	0
Overvotes	0			0	0	0	0	0
Undervotes	62			21	38	3	0	0
Contest Totals	1,594			415	1,127	51	1	0

PCT 144

Justice of the Peace, Precinct 2

Vote For 1

	TOTAL	VOTE %		Election Day	Early Voting	Ballot By Mail	Provision al Ballots	Limited Ballots
REP Ellen Skinner	886	58.10%	<div><div></div></div>	262	596	28	0	0
DEM Jennifer McKenzie	639	41.90%	<div><div></div></div>	132	487	19	1	0
Total Votes Cast	1,525	100.00%	<div><div></div></div>	394	1,083	47	1	0
Overvotes	0			0	0	0	0	0
Undervotes	69			21	44	4	0	0
Contest Totals	1,594			415	1,127	51	1	0

PCT 145

U. S. Representative District 3

Vote For 1

	TOTAL	VOTE %		Election Day	Early Voting	Ballot By Mail	Provisional Ballots	Limited Ballots
REP Keith Self	390	44.42%	<div><div></div></div>	132	249	8	1	0
DEM Sandeep Srivastava	462	52.62%	<div><div></div></div>	106	339	16	1	0
LIB Christopher Claytor	26	2.96%	<div><div></div></div>	10	16	0	0	0
Total Votes Cast	878	100.00%	<div><div></div></div>	248	604	24	2	0
Overvotes	0			0	0	0	0	0
Undervotes	18			8	8	2	0	0
Contest Totals	896			256	612	26	2	0

Governor

Vote For 1

	TOTAL	VOTE %		Election Day	Early Voting	Ballot By Mail	Provisional Ballots	Limited Ballots
REP Greg Abbott	392	43.80%	<div><div></div></div>	131	249	11	1	0
DEM Beto O'Rourke	493	55.08%	<div><div></div></div>	120	357	15	1	0
LIB Mark Tippetts	7	0.78%	<div><div></div></div>	2	5	0	0	0
GRN Delilah Barrios	3	0.34%	<div><div></div></div>	2	1	0	0	0
Write-In Totals	0	0.00%	<div><div></div></div>	0	0	0	0	0
Total Votes Cast	895	100.00%	<div><div></div></div>	255	612	26	2	0
Overvotes	0			0	0	0	0	0
Undervotes	1			1	0	0	0	0
Contest Totals	896			256	612	26	2	0

Lieutenant Governor

Vote For 1

	TOTAL	VOTE %		Election Day	Early Voting	Ballot By Mail	Provisional Ballots	Limited Ballots
REP Dan Patrick	377	42.60%	<div><div></div></div>	129	238	9	1	0
DEM Mike Collier	486	54.92%	<div><div></div></div>	113	355	17	1	0
LIB Shanna Steele	22	2.49%	<div><div></div></div>	6	16	0	0	0
Total Votes Cast	885	100.00%	<div><div></div></div>	248	609	26	2	0
Overvotes	0			0	0	0	0	0
Undervotes	11			8	3	0	0	0
Contest Totals	896			256	612	26	2	0

Attorney General

Vote For 1

	TOTAL	VOTE %		Election Day	Early Voting	Ballot By Mail	Provisional Ballots	Limited Ballots
REP Ken Paxton	371	42.40%	<div><div></div></div>	126	236	8	1	0
DEM Rochelle Mercedes Garza	467	53.37%	<div><div></div></div>	105	343	18	1	0
LIB Mark Ash	37	4.23%	<div><div></div></div>	13	24	0	0	0
Total Votes Cast	875	100.00%	<div><div></div></div>	244	603	26	2	0
Overvotes	0			0	0	0	0	0
Undervotes	21			12	9	0	0	0
Contest Totals	896			256	612	26	2	0

PCT 145

Comptroller of Public Accounts

Vote For 1

	TOTAL	VOTE %		Election Day	Early Voting	Ballot By Mail	Provisional Ballots	Limited Ballots
REP Glenn Hegar	402	46.00%	<div><div></div></div>	132	260	9	1	0
DEM Janet T. Dudding	450	51.49%	<div><div></div></div>	103	331	15	1	0
LIB V. Alonzo Echevarria-Garza	22	2.52%	<div><div></div></div>	9	13	0	0	0
Total Votes Cast	874	100.00%	<div><div></div></div>	244	604	24	2	0
Overvotes	0			0	0	0	0	0
Undervotes	22			12	8	2	0	0
Contest Totals	896			256	612	26	2	0

Commissioner of the General Land Office

Vote For 1

	TOTAL	VOTE %		Election Day	Early Voting	Ballot By Mail	Provisional Ballots	Limited Ballots
REP Dawn Buckingham	406	46.40%	<div><div></div></div>	134	262	9	1	0
DEM Jay Kleberg	452	51.66%	<div><div></div></div>	105	332	14	1	0
GRN Alfred Molison, Jr	16	1.83%	<div><div></div></div>	7	8	1	0	0
Write-In Totals	1	0.11%	<div><div></div></div>	0	1	0	0	0
Total Votes Cast	875	100.00%	<div><div></div></div>	246	603	24	2	0
Overvotes	0			0	0	0	0	0
Undervotes	21			10	9	2	0	0
Contest Totals	896			256	612	26	2	0

Commissioner of Agriculture

Vote For 1

	TOTAL	VOTE %		Election Day	Early Voting	Ballot By Mail	Provisional Ballots	Limited Ballots
REP Sid Miller	410	46.80%	<div><div></div></div>	139	260	10	1	0
DEM Susan Hays	466	53.20%	<div><div></div></div>	105	344	16	1	0
Total Votes Cast	876	100.00%	<div><div></div></div>	244	604	26	2	0
Overvotes	0			0	0	0	0	0
Undervotes	20			12	8	0	0	0
Contest Totals	896			256	612	26	2	0

Railroad Commissioner

Vote For 1

	TOTAL	VOTE %		Election Day	Early Voting	Ballot By Mail	Provisional Ballots	Limited Ballots
REP Wayne Christian	403	45.80%	<div><div></div></div>	136	257	9	1	0
DEM Luke Warford	438	49.77%	<div><div></div></div>	99	323	15	1	0
LIB Jaime Andres Diez	26	2.95%	<div><div></div></div>	8	16	2	0	0
GRN Hunter Wayne Crow	13	1.48%	<div><div></div></div>	2	11	0	0	0
Total Votes Cast	880	100.00%	<div><div></div></div>	245	607	26	2	0
Overvotes	0			0	0	0	0	0
Undervotes	16			11	5	0	0	0
Contest Totals	896			256	612	26	2	0

PCT 145

Justice, Supreme Court, Place 3

Vote For 1

	TOTAL	VOTE %		Election Day	Early Voting	Ballot By Mail	Provisional Ballots	Limited Ballots
REP Debra Lehrmann	397	45.22%	<div><div></div></div>	131	256	9	1	0
DEM Erin A. Nowell	460	52.39%	<div><div></div></div>	109	333	17	1	0
LIB Thomas Edward Oxford	21	2.39%	<div><div></div></div>	7	14	0	0	0
Total Votes Cast	878	100.00%	<div><div></div></div>	247	603	26	2	0
Overvotes	0			0	0	0	0	0
Undervotes	18			9	9	0	0	0
Contest Totals	896			256	612	26	2	0

Justice, Supreme Court, Place 5

Vote For 1

	TOTAL	VOTE %		Election Day	Early Voting	Ballot By Mail	Provisional Ballots	Limited Ballots
REP Rebeca Huddle	402	46.26%	<div><div></div></div>	136	254	11	1	0
DEM Amanda Reichel	467	53.74%	<div><div></div></div>	109	344	13	1	0
Total Votes Cast	869	100.00%	<div><div></div></div>	245	598	24	2	0
Overvotes	0			0	0	0	0	0
Undervotes	27			11	14	2	0	0
Contest Totals	896			256	612	26	2	0

Justice, Supreme Court, Place 9

Vote For 1

	TOTAL	VOTE %		Election Day	Early Voting	Ballot By Mail	Provisional Ballots	Limited Ballots
REP Evan Young	399	45.91%	<div><div></div></div>	131	258	9	1	0
DEM Julia Maldonado	470	54.09%	<div><div></div></div>	112	342	15	1	0
Total Votes Cast	869	100.00%	<div><div></div></div>	243	600	24	2	0
Overvotes	0			0	0	0	0	0
Undervotes	27			13	12	2	0	0
Contest Totals	896			256	612	26	2	0

Judge, Court of Criminal Appeals, Place 5

Vote For 1

	TOTAL	VOTE %		Election Day	Early Voting	Ballot By Mail	Provisional Ballots	Limited Ballots
REP Scott Walker	398	45.91%	<div><div></div></div>	131	257	9	1	0
DEM Dana Huffman	469	54.09%	<div><div></div></div>	109	342	17	1	0
Total Votes Cast	867	100.00%	<div><div></div></div>	240	599	26	2	0
Overvotes	0			0	0	0	0	0
Undervotes	29			16	13	0	0	0
Contest Totals	896			256	612	26	2	0

PCT 145

Judge, Court of Criminal Appeals, Place 6

Vote For 1

	TOTAL	VOTE %		Election Day	Early Voting	Ballot By Mail	Provisional Ballots	Limited Ballots
REP Jesse F. McClure, III	397	45.84%	<div><div></div></div>	135	252	9	1	0
DEM Robert Johnson	469	54.16%	<div><div></div></div>	107	344	17	1	0
Total Votes Cast	866	100.00%	<div><div></div></div>	242	596	26	2	0
Overvotes	0			0	0	0	0	0
Undervotes	30			14	16	0	0	0
Contest Totals	896			256	612	26	2	0

Member, State Board of Education, District 12 CCD

Vote For 1

	TOTAL	VOTE %		Election Day	Early Voting	Ballot By Mail	Provisional Ballots	Limited Ballots
REP Pam Little	400	45.98%	<div><div></div></div>	132	258	9	1	0
DEM Alex Cornwallis	442	50.80%	<div><div></div></div>	102	322	17	1	0
LIB Christy Mowrey	28	3.22%	<div><div></div></div>	8	20	0	0	0
Write-In Totals	0	0.00%	<div><div></div></div>	0	0	0	0	0
Total Votes Cast	870	100.00%	<div><div></div></div>	242	600	26	2	0
Overvotes	0			0	0	0	0	0
Undervotes	26			14	12	0	0	0
Contest Totals	896			256	612	26	2	0

State Senator, District 8

Vote For 1

	TOTAL	VOTE %		Election Day	Early Voting	Ballot By Mail	Provisional Ballots	Limited Ballots
REP Angela Paxton	374	42.94%	<div><div></div></div>	128	237	8	1	0
DEM Jonathan Cocks	468	53.73%	<div><div></div></div>	107	342	18	1	0
LIB Edward Kless	29	3.33%	<div><div></div></div>	10	19	0	0	0
Total Votes Cast	871	100.00%	<div><div></div></div>	245	598	26	2	0
Overvotes	0			0	0	0	0	0
Undervotes	25			11	14	0	0	0
Contest Totals	896			256	612	26	2	0

Justice, 5th Court of Appeals District, Place 4

Vote For 1

	TOTAL	VOTE %		Election Day	Early Voting	Ballot By Mail	Provisional Ballots	Limited Ballots
REP Emily A. Miskel	402	46.69%	<div><div></div></div>	135	257	9	1	0
DEM Maricela Moore	459	53.31%	<div><div></div></div>	104	337	17	1	0
Total Votes Cast	861	100.00%	<div><div></div></div>	239	594	26	2	0
Overvotes	0			0	0	0	0	0
Undervotes	35			17	18	0	0	0
Contest Totals	896			256	612	26	2	0

PCT 145

Justice, 5th Court of Appeals District, Place 7

Vote For 1

	TOTAL	VOTE %		Election Day	Early Voting	Ballot By Mail	Provisional Ballots	Limited Ballots
REP Kristina Williams	399	46.02%	<div><div></div></div>	134	255	9	1	0
DEM Nancy Kennedy	468	53.98%	<div><div></div></div>	107	343	17	1	0
Total Votes Cast	867	100.00%	<div><div></div></div>	241	598	26	2	0
Overvotes	0			0	0	0	0	0
Undervotes	29			15	14	0	0	0
Contest Totals	896			256	612	26	2	0

County Judge CCD

Vote For 1

	TOTAL	VOTE %		Election Day	Early Voting	Ballot By Mail	Provisional Ballots	Limited Ballots
REP Chris Hill	398	45.75%	<div><div></div></div>	135	254	8	1	0
DEM Joshua Murray	472	54.25%	<div><div></div></div>	107	346	18	1	0
Total Votes Cast	870	100.00%	<div><div></div></div>	242	600	26	2	0
Overvotes	0			0	0	0	0	0
Undervotes	26			14	12	0	0	0
Contest Totals	896			256	612	26	2	0

District Clerk CCD

Vote For 1

	TOTAL	VOTE %		Election Day	Early Voting	Ballot By Mail	Provisional Ballots	Limited Ballots
REP Mike Gould	406	46.83%	<div><div></div></div>	135	260	10	1	0
DEM David Brignac	461	53.17%	<div><div></div></div>	107	339	14	1	0
Total Votes Cast	867	100.00%	<div><div></div></div>	242	599	24	2	0
Overvotes	0			0	0	0	0	0
Undervotes	29			14	13	2	0	0
Contest Totals	896			256	612	26	2	0

Justice of the Peace, Precinct 3

Vote For 1

	TOTAL	VOTE %		Election Day	Early Voting	Ballot By Mail	Provisional Ballots	Limited Ballots
REP Mike Missildine	405	47.04%	<div><div></div></div>	132	263	9	1	0
DEM Irvin Lynn Barrett	456	52.96%	<div><div></div></div>	106	334	15	1	0
Total Votes Cast	861	100.00%	<div><div></div></div>	238	597	24	2	0
Overvotes	0			0	0	0	0	0
Undervotes	35			18	15	2	0	0
Contest Totals	896			256	612	26	2	0

PCT 146

U. S. Representative District 3

Vote For 1

	TOTAL	VOTE %		Election Day	Early Voting	Ballot By Mail	Provisional Ballots	Limited Ballots
REP Keith Self	1,171	50.04%	<div><div></div></div>	361	784	25	1	0
DEM Sandeep Srivastava	1,090	46.58%	<div><div></div></div>	313	747	29	1	0
LIB Christopher Claytor	79	3.38%	<div><div></div></div>	30	48	1	0	0
Total Votes Cast	2,340	100.00%	<div><div></div></div>	704	1,579	55	2	0
Overvotes	0			0	0	0	0	0
Undervotes	31			13	17	1	0	0
Contest Totals	2,371			717	1,596	56	2	0

Governor

Vote For 1

	TOTAL	VOTE %		Election Day	Early Voting	Ballot By Mail	Provisional Ballots	Limited Ballots
REP Greg Abbott	1,153	48.86%	<div><div></div></div>	348	780	24	1	0
DEM Beto O'Rourke	1,179	49.96%	<div><div></div></div>	347	799	32	1	0
LIB Mark Tippetts	20	0.85%	<div><div></div></div>	15	5	0	0	0
GRN Delilah Barrios	5	0.21%	<div><div></div></div>	1	4	0	0	0
Write-In Totals	3	0.13%	<div><div></div></div>	0	3	0	0	0
Total Votes Cast	2,360	100.00%	<div><div></div></div>	711	1,591	56	2	0
Overvotes	0			0	0	0	0	0
Undervotes	11			6	5	0	0	0
Contest Totals	2,371			717	1,596	56	2	0

Lieutenant Governor

Vote For 1

	TOTAL	VOTE %		Election Day	Early Voting	Ballot By Mail	Provisional Ballots	Limited Ballots
REP Dan Patrick	1,130	48.25%	<div><div></div></div>	343	765	21	1	0
DEM Mike Collier	1,136	48.51%	<div><div></div></div>	325	779	31	1	0
LIB Shanna Steele	76	3.25%	<div><div></div></div>	34	40	2	0	0
Total Votes Cast	2,342	100.00%	<div><div></div></div>	702	1,584	54	2	0
Overvotes	0			0	0	0	0	0
Undervotes	29			15	12	2	0	0
Contest Totals	2,371			717	1,596	56	2	0

Attorney General

Vote For 1

	TOTAL	VOTE %		Election Day	Early Voting	Ballot By Mail	Provisional Ballots	Limited Ballots
REP Ken Paxton	1,123	48.16%	<div><div></div></div>	358	743	21	1	0
DEM Rochelle Mercedes Garza	1,127	48.33%	<div><div></div></div>	311	785	30	1	0
LIB Mark Ash	82	3.52%	<div><div></div></div>	32	47	3	0	0
Total Votes Cast	2,332	100.00%	<div><div></div></div>	701	1,575	54	2	0
Overvotes	0			0	0	0	0	0
Undervotes	39			16	21	2	0	0
Contest Totals	2,371			717	1,596	56	2	0

PCT 146

Comptroller of Public Accounts

Vote For 1

	TOTAL	VOTE %		Election Day	Early Voting	Ballot By Mail	Provisional Ballots	Limited Ballots
REP Glenn Hegar	1,196	51.46%	<div><div></div></div>	367	803	25	1	0
DEM Janet T. Dudding	1,065	45.83%	<div><div></div></div>	293	741	30	1	0
LIB V. Alonzo Echevarria-Garza	63	2.71%	<div><div></div></div>	31	32	0	0	0
Total Votes Cast	2,324	100.00%	<div><div></div></div>	691	1,576	55	2	0
Overvotes	0			0	0	0	0	0
Undervotes	47			26	20	1	0	0
Contest Totals	2,371			717	1,596	56	2	0

Commissioner of the General Land Office

Vote For 1

	TOTAL	VOTE %		Election Day	Early Voting	Ballot By Mail	Provisional Ballots	Limited Ballots
REP Dawn Buckingham	1,187	51.32%	<div><div></div></div>	371	791	24	1	0
DEM Jay Kleberg	1,089	47.08%	<div><div></div></div>	303	754	31	1	0
GRN Alfred Molison, Jr	35	1.51%	<div><div></div></div>	16	19	0	0	0
Write-In Totals	2	0.09%	<div><div></div></div>	0	2	0	0	0
Total Votes Cast	2,313	100.00%	<div><div></div></div>	690	1,566	55	2	0
Overvotes	0			0	0	0	0	0
Undervotes	58			27	30	1	0	0
Contest Totals	2,371			717	1,596	56	2	0

Commissioner of Agriculture

Vote For 1

	TOTAL	VOTE %		Election Day	Early Voting	Ballot By Mail	Provisional Ballots	Limited Ballots
REP Sid Miller	1,200	52.08%	<div><div></div></div>	374	799	26	1	0
DEM Susan Hays	1,104	47.92%	<div><div></div></div>	308	766	29	1	0
Total Votes Cast	2,304	100.00%	<div><div></div></div>	682	1,565	55	2	0
Overvotes	0			0	0	0	0	0
Undervotes	67			35	31	1	0	0
Contest Totals	2,371			717	1,596	56	2	0

Railroad Commissioner

Vote For 1

	TOTAL	VOTE %		Election Day	Early Voting	Ballot By Mail	Provisional Ballots	Limited Ballots
REP Wayne Christian	1,161	50.26%	<div><div></div></div>	360	776	24	1	0
DEM Luke Warford	1,043	45.15%	<div><div></div></div>	278	734	30	1	0
LIB Jaime Andres Diez	79	3.42%	<div><div></div></div>	34	45	0	0	0
GRN Hunter Wayne Crow	27	1.17%	<div><div></div></div>	13	13	1	0	0
Total Votes Cast	2,310	100.00%	<div><div></div></div>	685	1,568	55	2	0
Overvotes	0			0	0	0	0	0
Undervotes	61			32	28	1	0	0
Contest Totals	2,371			717	1,596	56	2	0

PCT 146

Justice, Supreme Court, Place 3

Vote For 1

	TOTAL	VOTE %		Election Day	Early Voting	Ballot By Mail	Provisional Ballots	Limited Ballots
REP Debra Lehrmann	1,171	50.76%	<div><div></div></div>	359	785	26	1	0
DEM Erin A. Nowell	1,086	47.07%	<div><div></div></div>	299	757	29	1	0
LIB Thomas Edward Oxford	50	2.17%	<div><div></div></div>	29	21	0	0	0
Total Votes Cast	2,307	100.00%	<div><div></div></div>	687	1,563	55	2	0
Overvotes	0			0	0	0	0	0
Undervotes	64			30	33	1	0	0
Contest Totals	2,371			717	1,596	56	2	0

Justice, Supreme Court, Place 5

Vote For 1

	TOTAL	VOTE %		Election Day	Early Voting	Ballot By Mail	Provisional Ballots	Limited Ballots
REP Rebeca Huddle	1,187	51.63%	<div><div></div></div>	370	790	26	1	0
DEM Amanda Reichel	1,112	48.37%	<div><div></div></div>	313	769	29	1	0
Total Votes Cast	2,299	100.00%	<div><div></div></div>	683	1,559	55	2	0
Overvotes	0			0	0	0	0	0
Undervotes	72			34	37	1	0	0
Contest Totals	2,371			717	1,596	56	2	0

Justice, Supreme Court, Place 9

Vote For 1

	TOTAL	VOTE %		Election Day	Early Voting	Ballot By Mail	Provisional Ballots	Limited Ballots
REP Evan Young	1,180	51.39%	<div><div></div></div>	369	784	26	1	0
DEM Julia Maldonado	1,116	48.61%	<div><div></div></div>	314	772	29	1	0
Total Votes Cast	2,296	100.00%	<div><div></div></div>	683	1,556	55	2	0
Overvotes	0			0	0	0	0	0
Undervotes	75			34	40	1	0	0
Contest Totals	2,371			717	1,596	56	2	0

Judge, Court of Criminal Appeals, Place 5

Vote For 1

	TOTAL	VOTE %		Election Day	Early Voting	Ballot By Mail	Provisional Ballots	Limited Ballots
REP Scott Walker	1,179	51.46%	<div><div></div></div>	370	785	23	1	0
DEM Dana Huffman	1,112	48.54%	<div><div></div></div>	312	768	31	1	0
Total Votes Cast	2,291	100.00%	<div><div></div></div>	682	1,553	54	2	0
Overvotes	0			0	0	0	0	0
Undervotes	80			35	43	2	0	0
Contest Totals	2,371			717	1,596	56	2	0

PCT 146

Judge, Court of Criminal Appeals, Place 6

Vote For 1

	TOTAL	VOTE %		Election Day	Early Voting	Ballot By Mail	Provisional Ballots	Limited Ballots
REP Jesse F. McClure, III	1,189	51.90%	<div><div></div></div>	375	790	23	1	0
DEM Robert Johnson	1,102	48.10%	<div><div></div></div>	307	763	31	1	0
Total Votes Cast	2,291	100.00%	<div><div></div></div>	682	1,553	54	2	0
Overvotes	0			0	0	0	0	0
Undervotes	80			35	43	2	0	0
Contest Totals	2,371			717	1,596	56	2	0

Member, State Board of Education, District 12 CCD

Vote For 1

	TOTAL	VOTE %		Election Day	Early Voting	Ballot By Mail	Provisional Ballots	Limited Ballots
REP Pam Little	1,148	50.00%	<div><div></div></div>	353	770	24	1	0
DEM Alex Cornwallis	1,073	46.73%	<div><div></div></div>	296	748	28	1	0
LIB Christy Mowrey	73	3.18%	<div><div></div></div>	36	36	1	0	0
Write-In Totals	2	0.09%	<div><div></div></div>	0	2	0	0	0
Total Votes Cast	2,296	100.00%	<div><div></div></div>	685	1,556	53	2	0
Overvotes	1			0	0	1	0	0
Undervotes	74			32	40	2	0	0
Contest Totals	2,371			717	1,596	56	2	0

State Representative, District 66

Vote For 1

	TOTAL	VOTE %		Election Day	Early Voting	Ballot By Mail	Provisional Ballots	Limited Ballots
REP Matt Shaheen	1,188	51.88%	<div><div></div></div>	372	790	25	1	0
DEM Jesse Ringness	1,102	48.12%	<div><div></div></div>	308	764	29	1	0
Total Votes Cast	2,290	100.00%	<div><div></div></div>	680	1,554	54	2	0
Overvotes	0			0	0	0	0	0
Undervotes	81			37	42	2	0	0
Contest Totals	2,371			717	1,596	56	2	0

Justice, 5th Court of Appeals District, Place 4

Vote For 1

	TOTAL	VOTE %		Election Day	Early Voting	Ballot By Mail	Provisional Ballots	Limited Ballots
REP Emily A. Miskel	1,178	51.76%	<div><div></div></div>	366	786	25	1	0
DEM Maricela Moore	1,098	48.24%	<div><div></div></div>	308	760	29	1	0
Total Votes Cast	2,276	100.00%	<div><div></div></div>	674	1,546	54	2	0
Overvotes	0			0	0	0	0	0
Undervotes	95			43	50	2	0	0
Contest Totals	2,371			717	1,596	56	2	0

PCT 146

Justice, 5th Court of Appeals District, Place 7

Vote For 1

	TOTAL	VOTE %		Election Day	Early Voting	Ballot By Mail	Provisional Ballots	Limited Ballots
REP Kristina Williams	1,173	51.27%	<div><div></div></div>	369	779	24	1	0
DEM Nancy Kennedy	1,115	48.73%	<div><div></div></div>	308	775	31	1	0
Total Votes Cast	2,288	100.00%	<div><div></div></div>	677	1,554	55	2	0
Overvotes	0			0	0	0	0	0
Undervotes	83			40	42	1	0	0
Contest Totals	2,371			717	1,596	56	2	0

County Judge CCD

Vote For 1

	TOTAL	VOTE %		Election Day	Early Voting	Ballot By Mail	Provisional Ballots	Limited Ballots
REP Chris Hill	1,172	51.09%	<div><div></div></div>	368	779	24	1	0
DEM Joshua Murray	1,122	48.91%	<div><div></div></div>	318	772	31	1	0
Total Votes Cast	2,294	100.00%	<div><div></div></div>	686	1,551	55	2	0
Overvotes	0			0	0	0	0	0
Undervotes	77			31	45	1	0	0
Contest Totals	2,371			717	1,596	56	2	0

District Clerk CCD

Vote For 1

	TOTAL	VOTE %		Election Day	Early Voting	Ballot By Mail	Provisional Ballots	Limited Ballots
REP Mike Gould	1,197	52.45%	<div><div></div></div>	375	795	26	1	0
DEM David Brignac	1,085	47.55%	<div><div></div></div>	303	752	29	1	0
Total Votes Cast	2,282	100.00%	<div><div></div></div>	678	1,547	55	2	0
Overvotes	0			0	0	0	0	0
Undervotes	89			39	49	1	0	0
Contest Totals	2,371			717	1,596	56	2	0

Justice of the Peace, Precinct 4

Vote For 1

	TOTAL	VOTE %		Election Day	Early Voting	Ballot By Mail	Provisional Ballots	Limited Ballots
REP Vincent Venegoni	1,155	50.81%	<div><div></div></div>	357	774	23	1	0
DEM Adam Kern	1,118	49.19%	<div><div></div></div>	319	767	31	1	0
Total Votes Cast	2,273	100.00%	<div><div></div></div>	676	1,541	54	2	0
Overvotes	0			0	0	0	0	0
Undervotes	98			41	55	2	0	0
Contest Totals	2,371			717	1,596	56	2	0

PCT 147

U. S. Representative District 3

Vote For 1

	TOTAL	VOTE %		Election Day	Early Voting	Ballot By Mail	Provisional Ballots	Limited Ballots
REP Keith Self	492	51.14%	<div><div></div></div>	165	320	7	0	0
DEM Sandeep Srivastava	439	45.63%	<div><div></div></div>	128	298	13	0	0
LIB Christopher Claytor	31	3.22%	<div><div></div></div>	14	17	0	0	0
Total Votes Cast	962	100.00%	<div><div></div></div>	307	635	20	0	0
Overvotes	0			0	0	0	0	0
Undervotes	18			5	13	0	0	0
Contest Totals	980			312	648	20	0	0

Governor

Vote For 1

	TOTAL	VOTE %		Election Day	Early Voting	Ballot By Mail	Provisional Ballots	Limited Ballots
REP Greg Abbott	483	49.34%	<div><div></div></div>	162	315	6	0	0
DEM Beto O'Rourke	483	49.34%	<div><div></div></div>	143	326	14	0	0
LIB Mark Tippetts	9	0.92%	<div><div></div></div>	5	4	0	0	0
GRN Delilah Barrios	3	0.31%	<div><div></div></div>	1	2	0	0	0
Write-In Totals	1	0.10%	<div><div></div></div>	0	1	0	0	0
Total Votes Cast	979	100.00%	<div><div></div></div>	311	648	20	0	0
Overvotes	0			0	0	0	0	0
Undervotes	1			1	0	0	0	0
Contest Totals	980			312	648	20	0	0

Lieutenant Governor

Vote For 1

	TOTAL	VOTE %		Election Day	Early Voting	Ballot By Mail	Provisional Ballots	Limited Ballots
REP Dan Patrick	469	48.45%	<div><div></div></div>	164	299	6	0	0
DEM Mike Collier	470	48.55%	<div><div></div></div>	132	324	14	0	0
LIB Shanna Steele	29	3.00%	<div><div></div></div>	12	17	0	0	0
Total Votes Cast	968	100.00%	<div><div></div></div>	308	640	20	0	0
Overvotes	0			0	0	0	0	0
Undervotes	12			4	8	0	0	0
Contest Totals	980			312	648	20	0	0

Attorney General

Vote For 1

	TOTAL	VOTE %		Election Day	Early Voting	Ballot By Mail	Provisional Ballots	Limited Ballots
REP Ken Paxton	468	48.30%	<div><div></div></div>	166	295	7	0	0
DEM Rochelle Mercedes Garza	481	49.64%	<div><div></div></div>	135	333	13	0	0
LIB Mark Ash	20	2.06%	<div><div></div></div>	8	12	0	0	0
Total Votes Cast	969	100.00%	<div><div></div></div>	309	640	20	0	0
Overvotes	0			0	0	0	0	0
Undervotes	11			3	8	0	0	0
Contest Totals	980			312	648	20	0	0

PCT 147

Comptroller of Public Accounts

Vote For 1

	TOTAL	VOTE %		Election Day	Early Voting	Ballot By Mail	Provisional Ballots	Limited Ballots
REP Glenn Hegar	502	52.46%	<div><div></div></div>	167	329	6	0	0
DEM Janet T. Dudding	437	45.66%	<div><div></div></div>	131	293	13	0	0
LIB V. Alonzo Echevarria-Garza	18	1.88%	<div><div></div></div>	7	11	0	0	0
Total Votes Cast	957	100.00%	<div><div></div></div>	305	633	19	0	0
Overvotes	0			0	0	0	0	0
Undervotes	23			7	15	1	0	0
Contest Totals	980			312	648	20	0	0

Commissioner of the General Land Office

Vote For 1

	TOTAL	VOTE %		Election Day	Early Voting	Ballot By Mail	Provisional Ballots	Limited Ballots
REP Dawn Buckingham	495	51.78%	<div><div></div></div>	172	317	6	0	0
DEM Jay Kleberg	446	46.65%	<div><div></div></div>	128	305	13	0	0
GRN Alfred Molison, Jr	15	1.57%	<div><div></div></div>	6	9	0	0	0
Write-In Totals	0	0.00%	<div><div></div></div>	0	0	0	0	0
Total Votes Cast	956	100.00%	<div><div></div></div>	306	631	19	0	0
Overvotes	0			0	0	0	0	0
Undervotes	24			6	17	1	0	0
Contest Totals	980			312	648	20	0	0

Commissioner of Agriculture

Vote For 1

	TOTAL	VOTE %		Election Day	Early Voting	Ballot By Mail	Provisional Ballots	Limited Ballots
REP Sid Miller	499	51.93%	<div><div></div></div>	173	319	7	0	0
DEM Susan Hays	462	48.07%	<div><div></div></div>	132	317	13	0	0
Total Votes Cast	961	100.00%	<div><div></div></div>	305	636	20	0	0
Overvotes	0			0	0	0	0	0
Undervotes	19			7	12	0	0	0
Contest Totals	980			312	648	20	0	0

Railroad Commissioner

Vote For 1

	TOTAL	VOTE %		Election Day	Early Voting	Ballot By Mail	Provisional Ballots	Limited Ballots
REP Wayne Christian	487	50.73%	<div><div></div></div>	168	313	6	0	0
DEM Luke Warford	434	45.21%	<div><div></div></div>	123	298	13	0	0
LIB Jaime Andres Diez	30	3.12%	<div><div></div></div>	9	21	0	0	0
GRN Hunter Wayne Crow	9	0.94%	<div><div></div></div>	3	6	0	0	0
Total Votes Cast	960	100.00%	<div><div></div></div>	303	638	19	0	0
Overvotes	0			0	0	0	0	0
Undervotes	20			9	10	1	0	0
Contest Totals	980			312	648	20	0	0

PCT 147

Justice, Supreme Court, Place 3

Vote For 1

	TOTAL	VOTE %		Election Day	Early Voting	Ballot By Mail	Provision al Ballots	Limited Ballots
REP Debra Lehrmann	502	52.29%	<div><div></div></div>	169	326	7	0	0
DEM Erin A. Nowell	443	46.15%	<div><div></div></div>	128	302	13	0	0
LIB Thomas Edward Oxford	15	1.56%	<div><div></div></div>	9	6	0	0	0
Total Votes Cast	960	100.00%	<div><div></div></div>	306	634	20	0	0
Overvotes	0			0	0	0	0	0
Undervotes	20			6	14	0	0	0
Contest Totals	980			312	648	20	0	0

Justice, Supreme Court, Place 5

Vote For 1

	TOTAL	VOTE %		Election Day	Early Voting	Ballot By Mail	Provision al Ballots	Limited Ballots
REP Rebeca Huddle	500	52.52%	<div><div></div></div>	163	329	8	0	0
DEM Amanda Reichel	452	47.48%	<div><div></div></div>	138	302	12	0	0
Total Votes Cast	952	100.00%	<div><div></div></div>	301	631	20	0	0
Overvotes	0			0	0	0	0	0
Undervotes	28			11	17	0	0	0
Contest Totals	980			312	648	20	0	0

Justice, Supreme Court, Place 9

Vote For 1

	TOTAL	VOTE %		Election Day	Early Voting	Ballot By Mail	Provision al Ballots	Limited Ballots
REP Evan Young	495	51.94%	<div><div></div></div>	165	322	8	0	0
DEM Julia Maldonado	458	48.06%	<div><div></div></div>	137	309	12	0	0
Total Votes Cast	953	100.00%	<div><div></div></div>	302	631	20	0	0
Overvotes	0			0	0	0	0	0
Undervotes	27			10	17	0	0	0
Contest Totals	980			312	648	20	0	0

Judge, Court of Criminal Appeals, Place 5

Vote For 1

	TOTAL	VOTE %		Election Day	Early Voting	Ballot By Mail	Provision al Ballots	Limited Ballots
REP Scott Walker	492	51.79%	<div><div></div></div>	166	319	7	0	0
DEM Dana Huffman	458	48.21%	<div><div></div></div>	135	311	12	0	0
Total Votes Cast	950	100.00%	<div><div></div></div>	301	630	19	0	0
Overvotes	0			0	0	0	0	0
Undervotes	30			11	18	1	0	0
Contest Totals	980			312	648	20	0	0

PCT 147

Judge, Court of Criminal Appeals, Place 6

Vote For 1

	TOTAL	VOTE %		Election Day	Early Voting	Ballot By Mail	Provisional Ballots	Limited Ballots
REP Jesse F. McClure, III	506	53.38%	<div><div></div></div>	170	328	8	0	0
DEM Robert Johnson	442	46.62%	<div><div></div></div>	131	300	11	0	0
Total Votes Cast	948	100.00%	<div><div></div></div>	301	628	19	0	0
Overvotes	0			0	0	0	0	0
Undervotes	32			11	20	1	0	0
Contest Totals	980			312	648	20	0	0

Member, State Board of Education, District 12 CCD

Vote For 1

	TOTAL	VOTE %		Election Day	Early Voting	Ballot By Mail	Provisional Ballots	Limited Ballots
REP Pam Little	485	51.00%	<div><div></div></div>	171	308	6	0	0
DEM Alex Cornwallis	432	45.43%	<div><div></div></div>	122	297	13	0	0
LIB Christy Mowrey	34	3.58%	<div><div></div></div>	10	24	0	0	0
Write-In Totals	0	0.00%	<div><div></div></div>	0	0	0	0	0
Total Votes Cast	951	100.00%	<div><div></div></div>	303	629	19	0	0
Overvotes	0			0	0	0	0	0
Undervotes	29			9	19	1	0	0
Contest Totals	980			312	648	20	0	0

State Senator, District 8

Vote For 1

	TOTAL	VOTE %		Election Day	Early Voting	Ballot By Mail	Provisional Ballots	Limited Ballots
REP Angela Paxton	477	49.69%	<div><div></div></div>	166	305	6	0	0
DEM Jonathan Cocks	462	48.12%	<div><div></div></div>	131	317	14	0	0
LIB Edward Kless	21	2.19%	<div><div></div></div>	7	14	0	0	0
Total Votes Cast	960	100.00%	<div><div></div></div>	304	636	20	0	0
Overvotes	0			0	0	0	0	0
Undervotes	20			8	12	0	0	0
Contest Totals	980			312	648	20	0	0

State Representative, District 67

Vote For 1

	TOTAL	VOTE %		Election Day	Early Voting	Ballot By Mail	Provisional Ballots	Limited Ballots
REP Jeff Leach	500	52.41%	<div><div></div></div>	170	324	6	0	0
DEM Kevin Morris	454	47.59%	<div><div></div></div>	132	308	14	0	0
Total Votes Cast	954	100.00%	<div><div></div></div>	302	632	20	0	0
Overvotes	0			0	0	0	0	0
Undervotes	26			10	16	0	0	0
Contest Totals	980			312	648	20	0	0

PCT 147

Justice, 5th Court of Appeals District, Place 4

Vote For 1

	TOTAL	VOTE %		Election Day	Early Voting	Ballot By Mail	Provisional Ballots	Limited Ballots
REP Emily A. Miskel	498	52.75%	<div><div></div></div>	167	323	8	0	0
DEM Maricela Moore	446	47.25%	<div><div></div></div>	131	304	11	0	0
Total Votes Cast	944	100.00%	<div><div></div></div>	298	627	19	0	0
Overvotes	0			0	0	0	0	0
Undervotes	36			14	21	1	0	0
Contest Totals	980			312	648	20	0	0

Justice, 5th Court of Appeals District, Place 7

Vote For 1

	TOTAL	VOTE %		Election Day	Early Voting	Ballot By Mail	Provisional Ballots	Limited Ballots
REP Kristina Williams	480	50.96%	<div><div></div></div>	162	311	7	0	0
DEM Nancy Kennedy	462	49.04%	<div><div></div></div>	137	313	12	0	0
Total Votes Cast	942	100.00%	<div><div></div></div>	299	624	19	0	0
Overvotes	0			0	0	0	0	0
Undervotes	38			13	24	1	0	0
Contest Totals	980			312	648	20	0	0

County Judge CCD

Vote For 1

	TOTAL	VOTE %		Election Day	Early Voting	Ballot By Mail	Provisional Ballots	Limited Ballots
REP Chris Hill	494	51.89%	<div><div></div></div>	170	318	6	0	0
DEM Joshua Murray	458	48.11%	<div><div></div></div>	132	313	13	0	0
Total Votes Cast	952	100.00%	<div><div></div></div>	302	631	19	0	0
Overvotes	0			0	0	0	0	0
Undervotes	28			10	17	1	0	0
Contest Totals	980			312	648	20	0	0

District Clerk CCD

Vote For 1

	TOTAL	VOTE %		Election Day	Early Voting	Ballot By Mail	Provisional Ballots	Limited Ballots
REP Mike Gould	503	53.34%	<div><div></div></div>	169	327	7	0	0
DEM David Brignac	440	46.66%	<div><div></div></div>	129	299	12	0	0
Total Votes Cast	943	100.00%	<div><div></div></div>	298	626	19	0	0
Overvotes	0			0	0	0	0	0
Undervotes	37			14	22	1	0	0
Contest Totals	980			312	648	20	0	0

PCT 147

County Commissioner, Precinct 4

Vote For 1

	TOTAL	VOTE %		Election Day	Early Voting	Ballot By Mail	Provision al Ballots	Limited Ballots
REP Duncan Webb	505	53.05%	<div><div></div></div>	173	326	6	0	0
DEM Jeffrey Williams	447	46.95%	<div><div></div></div>	129	305	13	0	0
Total Votes Cast	952	100.00%	<div><div></div></div>	302	631	19	0	0
Overvotes	0			0	0	0	0	0
Undervotes	28			10	17	1	0	0
Contest Totals	980			312	648	20	0	0

Justice of the Peace, Precinct 3

Vote For 1

	TOTAL	VOTE %		Election Day	Early Voting	Ballot By Mail	Provision al Ballots	Limited Ballots
REP Mike Missildine	495	52.44%	<div><div></div></div>	164	325	6	0	0
DEM Irvin Lynn Barrett	449	47.56%	<div><div></div></div>	135	301	13	0	0
Total Votes Cast	944	100.00%	<div><div></div></div>	299	626	19	0	0
Overvotes	0			0	0	0	0	0
Undervotes	36			13	22	1	0	0
Contest Totals	980			312	648	20	0	0

PCT 148

U. S. Representative District 3

Vote For 1

	TOTAL	VOTE %		Election Day	Early Voting	Ballot By Mail	Provisional Ballots	Limited Ballots
REP Keith Self	242	61.58%	<div><div></div></div>	32	171	38	1	0
DEM Sandeep Srivastava	143	36.39%	<div><div></div></div>	17	112	14	0	0
LIB Christopher Claytor	8	2.04%	<div><div></div></div>	3	5	0	0	0
Total Votes Cast	393	100.00%	<div><div></div></div>	52	288	52	1	0
Overvotes	0			0	0	0	0	0
Undervotes	12			1	8	3	0	0
Contest Totals	405			53	296	55	1	0

Governor

Vote For 1

	TOTAL	VOTE %		Election Day	Early Voting	Ballot By Mail	Provisional Ballots	Limited Ballots
REP Greg Abbott	242	60.20%	<div><div></div></div>	36	170	35	1	0
DEM Beto O'Rourke	157	39.05%	<div><div></div></div>	16	122	19	0	0
LIB Mark Tippetts	2	0.50%	<div><div></div></div>	0	2	0	0	0
GRN Delilah Barrios	1	0.25%	<div><div></div></div>	1	0	0	0	0
Write-In Totals	0	0.00%	<div><div></div></div>	0	0	0	0	0
Total Votes Cast	402	100.00%	<div><div></div></div>	53	294	54	1	0
Overvotes	0			0	0	0	0	0
Undervotes	3			0	2	1	0	0
Contest Totals	405			53	296	55	1	0

Lieutenant Governor

Vote For 1

	TOTAL	VOTE %		Election Day	Early Voting	Ballot By Mail	Provisional Ballots	Limited Ballots
REP Dan Patrick	230	57.79%	<div><div></div></div>	34	160	35	1	0
DEM Mike Collier	161	40.45%	<div><div></div></div>	17	125	19	0	0
LIB Shanna Steele	7	1.76%	<div><div></div></div>	2	5	0	0	0
Total Votes Cast	398	100.00%	<div><div></div></div>	53	290	54	1	0
Overvotes	0			0	0	0	0	0
Undervotes	7			0	6	1	0	0
Contest Totals	405			53	296	55	1	0

Attorney General

Vote For 1

	TOTAL	VOTE %		Election Day	Early Voting	Ballot By Mail	Provisional Ballots	Limited Ballots
REP Ken Paxton	235	58.75%	<div><div></div></div>	34	167	33	1	0
DEM Rochelle Mercedes Garza	154	38.50%	<div><div></div></div>	17	119	18	0	0
LIB Mark Ash	11	2.75%	<div><div></div></div>	2	7	2	0	0
Total Votes Cast	400	100.00%	<div><div></div></div>	53	293	53	1	0
Overvotes	0			0	0	0	0	0
Undervotes	5			0	3	2	0	0
Contest Totals	405			53	296	55	1	0

PCT 148

Comptroller of Public Accounts

Vote For 1

	TOTAL	VOTE %		Election Day	Early Voting	Ballot By Mail	Provisional Ballots	Limited Ballots
REP Glenn Hegar	244	61.31%	<div><div></div></div>	34	172	37	1	0
DEM Janet T. Dudding	150	37.69%	<div><div></div></div>	17	116	17	0	0
LIB V. Alonzo Echevarria-Garza	4	1.00%	<div><div></div></div>	2	2	0	0	0
Total Votes Cast	398	100.00%	<div><div></div></div>	53	290	54	1	0
Overvotes	0			0	0	0	0	0
Undervotes	7			0	6	1	0	0
Contest Totals	405			53	296	55	1	0

Commissioner of the General Land Office

Vote For 1

	TOTAL	VOTE %		Election Day	Early Voting	Ballot By Mail	Provisional Ballots	Limited Ballots
REP Dawn Buckingham	233	59.29%	<div><div></div></div>	35	163	34	1	0
DEM Jay Kleberg	155	39.44%	<div><div></div></div>	16	121	18	0	0
GRN Alfred Molison, Jr	5	1.27%	<div><div></div></div>	2	3	0	0	0
Write-In Totals	0	0.00%	<div><div></div></div>	0	0	0	0	0
Total Votes Cast	393	100.00%	<div><div></div></div>	53	287	52	1	0
Overvotes	0			0	0	0	0	0
Undervotes	12			0	9	3	0	0
Contest Totals	405			53	296	55	1	0

Commissioner of Agriculture

Vote For 1

	TOTAL	VOTE %		Election Day	Early Voting	Ballot By Mail	Provisional Ballots	Limited Ballots
REP Sid Miller	239	60.97%	<div><div></div></div>	35	168	35	1	0
DEM Susan Hays	153	39.03%	<div><div></div></div>	18	117	18	0	0
Total Votes Cast	392	100.00%	<div><div></div></div>	53	285	53	1	0
Overvotes	0			0	0	0	0	0
Undervotes	13			0	11	2	0	0
Contest Totals	405			53	296	55	1	0

Railroad Commissioner

Vote For 1

	TOTAL	VOTE %		Election Day	Early Voting	Ballot By Mail	Provisional Ballots	Limited Ballots
REP Wayne Christian	237	60.46%	<div><div></div></div>	34	170	32	1	0
DEM Luke Warford	148	37.76%	<div><div></div></div>	17	112	19	0	0
LIB Jaime Andres Diez	6	1.53%	<div><div></div></div>	1	4	1	0	0
GRN Hunter Wayne Crow	1	0.26%	<div><div></div></div>	1	0	0	0	0
Total Votes Cast	392	100.00%	<div><div></div></div>	53	286	52	1	0
Overvotes	0			0	0	0	0	0
Undervotes	13			0	10	3	0	0
Contest Totals	405			53	296	55	1	0

PCT 148

Justice, Supreme Court, Place 3

Vote For 1

	TOTAL	VOTE %		Election Day	Early Voting	Ballot By Mail	Provisional Ballots	Limited Ballots
REP Debra Lehrmann	238	61.66%	<div><div></div></div>	35	169	33	1	0
DEM Erin A. Nowell	144	37.31%	<div><div></div></div>	16	111	17	0	0
LIB Thomas Edward Oxford	4	1.04%	<div><div></div></div>	2	2	0	0	0
Total Votes Cast	386	100.00%	<div><div></div></div>	53	282	50	1	0
Overvotes	0			0	0	0	0	0
Undervotes	19			0	14	5	0	0
Contest Totals	405			53	296	55	1	0

Justice, Supreme Court, Place 5

Vote For 1

	TOTAL	VOTE %		Election Day	Early Voting	Ballot By Mail	Provisional Ballots	Limited Ballots
REP Rebeca Huddle	244	63.21%	<div><div></div></div>	36	172	35	1	0
DEM Amanda Reichel	142	36.79%	<div><div></div></div>	17	110	15	0	0
Total Votes Cast	386	100.00%	<div><div></div></div>	53	282	50	1	0
Overvotes	0			0	0	0	0	0
Undervotes	19			0	14	5	0	0
Contest Totals	405			53	296	55	1	0

Justice, Supreme Court, Place 9

Vote For 1

	TOTAL	VOTE %		Election Day	Early Voting	Ballot By Mail	Provisional Ballots	Limited Ballots
REP Evan Young	239	61.76%	<div><div></div></div>	35	170	33	1	0
DEM Julia Maldonado	148	38.24%	<div><div></div></div>	17	114	17	0	0
Total Votes Cast	387	100.00%	<div><div></div></div>	52	284	50	1	0
Overvotes	0			0	0	0	0	0
Undervotes	18			1	12	5	0	0
Contest Totals	405			53	296	55	1	0

Judge, Court of Criminal Appeals, Place 5

Vote For 1

	TOTAL	VOTE %		Election Day	Early Voting	Ballot By Mail	Provisional Ballots	Limited Ballots
REP Scott Walker	238	62.30%	<div><div></div></div>	36	168	33	1	0
DEM Dana Huffman	144	37.70%	<div><div></div></div>	17	110	17	0	0
Total Votes Cast	382	100.00%	<div><div></div></div>	53	278	50	1	0
Overvotes	0			0	0	0	0	0
Undervotes	23			0	18	5	0	0
Contest Totals	405			53	296	55	1	0

PCT 148

Judge, Court of Criminal Appeals, Place 6

Vote For 1

	TOTAL	VOTE %		Election Day	Early Voting	Ballot By Mail	Provisional Ballots	Limited Ballots
REP Jesse F. McClure, III	234	61.42%	<div><div></div></div>	35	165	33	1	0
DEM Robert Johnson	147	38.58%	<div><div></div></div>	17	113	17	0	0
Total Votes Cast	381	100.00%	<div><div></div></div>	52	278	50	1	0
Overvotes	0			0	0	0	0	0
Undervotes	24			1	18	5	0	0
Contest Totals	405			53	296	55	1	0

Member, State Board of Education, District 12 CCD

Vote For 1

	TOTAL	VOTE %		Election Day	Early Voting	Ballot By Mail	Provisional Ballots	Limited Ballots
REP Pam Little	229	59.95%	<div><div></div></div>	34	162	32	1	0
DEM Alex Cornwallis	142	37.17%	<div><div></div></div>	15	108	19	0	0
LIB Christy Mowrey	11	2.88%	<div><div></div></div>	4	6	1	0	0
Write-In Totals	0	0.00%	<div><div></div></div>	0	0	0	0	0
Total Votes Cast	382	100.00%	<div><div></div></div>	53	276	52	1	0
Overvotes	0			0	0	0	0	0
Undervotes	23			0	20	3	0	0
Contest Totals	405			53	296	55	1	0

State Senator, District 8

Vote For 1

	TOTAL	VOTE %		Election Day	Early Voting	Ballot By Mail	Provisional Ballots	Limited Ballots
REP Angela Paxton	219	57.03%	<div><div></div></div>	33	155	30	1	0
DEM Jonathan Cocks	159	41.41%	<div><div></div></div>	18	122	19	0	0
LIB Edward Kless	6	1.56%	<div><div></div></div>	2	2	2	0	0
Total Votes Cast	384	100.00%	<div><div></div></div>	53	279	51	1	0
Overvotes	0			0	0	0	0	0
Undervotes	21			0	17	4	0	0
Contest Totals	405			53	296	55	1	0

State Representative, District 33

Vote For 1

	TOTAL	VOTE %		Election Day	Early Voting	Ballot By Mail	Provisional Ballots	Limited Ballots
REP Justin Holland	234	61.74%	<div><div></div></div>	35	165	33	1	0
DEM Graeson Lynskey	145	38.26%	<div><div></div></div>	17	109	19	0	0
Total Votes Cast	379	100.00%	<div><div></div></div>	52	274	52	1	0
Overvotes	0			0	0	0	0	0
Undervotes	26			1	22	3	0	0
Contest Totals	405			53	296	55	1	0

PCT 148

Justice, 5th Court of Appeals District, Place 4

Vote For 1

	TOTAL	VOTE %		Election Day	Early Voting	Ballot By Mail	Provisional Ballots	Limited Ballots
REP Emily A. Miskel	232	61.70%	<div><div></div></div>	35	163	33	1	0
DEM Maricela Moore	144	38.30%	<div><div></div></div>	18	109	17	0	0
Total Votes Cast	376	100.00%	<div><div></div></div>	53	272	50	1	0
Overvotes	0			0	0	0	0	0
Undervotes	29			0	24	5	0	0
Contest Totals	405			53	296	55	1	0

Justice, 5th Court of Appeals District, Place 7

Vote For 1

	TOTAL	VOTE %		Election Day	Early Voting	Ballot By Mail	Provisional Ballots	Limited Ballots
REP Kristina Williams	233	61.64%	<div><div></div></div>	35	164	33	1	0
DEM Nancy Kennedy	145	38.36%	<div><div></div></div>	18	110	17	0	0
Total Votes Cast	378	100.00%	<div><div></div></div>	53	274	50	1	0
Overvotes	0			0	0	0	0	0
Undervotes	27			0	22	5	0	0
Contest Totals	405			53	296	55	1	0

County Judge CCD

Vote For 1

	TOTAL	VOTE %		Election Day	Early Voting	Ballot By Mail	Provisional Ballots	Limited Ballots
REP Chris Hill	235	61.52%	<div><div></div></div>	34	165	35	1	0
DEM Joshua Murray	147	38.48%	<div><div></div></div>	18	112	17	0	0
Total Votes Cast	382	100.00%	<div><div></div></div>	52	277	52	1	0
Overvotes	0			0	0	0	0	0
Undervotes	23			1	19	3	0	0
Contest Totals	405			53	296	55	1	0

District Clerk CCD

Vote For 1

	TOTAL	VOTE %		Election Day	Early Voting	Ballot By Mail	Provisional Ballots	Limited Ballots
REP Mike Gould	237	62.37%	<div><div></div></div>	34	165	37	1	0
DEM David Brignac	143	37.63%	<div><div></div></div>	18	110	15	0	0
Total Votes Cast	380	100.00%	<div><div></div></div>	52	275	52	1	0
Overvotes	0			0	0	0	0	0
Undervotes	25			1	21	3	0	0
Contest Totals	405			53	296	55	1	0

PCT 148

Justice of the Peace, Precinct 2

Vote For 1

	TOTAL	VOTE %		Election Day	Early Voting	Ballot By Mail	Provision al Ballots	Limited Ballots
REP Ellen Skinner	235	61.84%	<div><div></div></div>	36	162	36	1	0
DEM Jennifer McKenzie	145	38.16%	<div><div></div></div>	17	112	16	0	0
Total Votes Cast	380	100.00%	<div><div></div></div>	53	274	52	1	0
Overvotes	0			0	0	0	0	0
Undervotes	25			0	22	3	0	0
Contest Totals	405			53	296	55	1	0

PCT 149

U. S. Representative District 3

Vote For 1

	TOTAL	VOTE %		Election Day	Early Voting	Ballot By Mail	Provisional Ballots	Limited Ballots
REP Keith Self	1,432	59.08%	<div><div></div></div>	379	1,011	41	1	0
DEM Sandeep Srivastava	913	37.66%	<div><div></div></div>	221	658	34	0	0
LIB Christopher Claytor	79	3.26%	<div><div></div></div>	24	55	0	0	0
Total Votes Cast	2,424	100.00%	<div><div></div></div>	624	1,724	75	1	0
Overvotes	0			0	0	0	0	0
Undervotes	36			14	22	0	0	0
Contest Totals	2,460			638	1,746	75	1	0

Governor

Vote For 1

	TOTAL	VOTE %		Election Day	Early Voting	Ballot By Mail	Provisional Ballots	Limited Ballots
REP Greg Abbott	1,416	57.70%	<div><div></div></div>	366	1,009	40	1	0
DEM Beto O'Rourke	1,005	40.95%	<div><div></div></div>	257	715	33	0	0
LIB Mark Tippetts	25	1.02%	<div><div></div></div>	10	13	2	0	0
GRN Delilah Barrios	4	0.16%	<div><div></div></div>	1	3	0	0	0
Write-In Totals	4	0.16%	<div><div></div></div>	2	2	0	0	0
Total Votes Cast	2,454	100.00%	<div><div></div></div>	636	1,742	75	1	0
Overvotes	0			0	0	0	0	0
Undervotes	6			2	4	0	0	0
Contest Totals	2,460			638	1,746	75	1	0

Lieutenant Governor

Vote For 1

	TOTAL	VOTE %		Election Day	Early Voting	Ballot By Mail	Provisional Ballots	Limited Ballots
REP Dan Patrick	1,368	56.25%	<div><div></div></div>	358	970	39	1	0
DEM Mike Collier	1,007	41.41%	<div><div></div></div>	256	717	34	0	0
LIB Shanna Steele	57	2.34%	<div><div></div></div>	15	40	2	0	0
Total Votes Cast	2,432	100.00%	<div><div></div></div>	629	1,727	75	1	0
Overvotes	0			0	0	0	0	0
Undervotes	28			9	19	0	0	0
Contest Totals	2,460			638	1,746	75	1	0

Attorney General

Vote For 1

	TOTAL	VOTE %		Election Day	Early Voting	Ballot By Mail	Provisional Ballots	Limited Ballots
REP Ken Paxton	1,343	55.52%	<div><div></div></div>	354	956	32	1	0
DEM Rochelle Mercedes Garza	995	41.13%	<div><div></div></div>	245	713	37	0	0
LIB Mark Ash	81	3.35%	<div><div></div></div>	28	49	4	0	0
Total Votes Cast	2,419	100.00%	<div><div></div></div>	627	1,718	73	1	0
Overvotes	0			0	0	0	0	0
Undervotes	41			11	28	2	0	0
Contest Totals	2,460			638	1,746	75	1	0

PCT 149

Comptroller of Public Accounts

Vote For 1

	TOTAL	VOTE %		Election Day	Early Voting	Ballot By Mail	Provisional Ballots	Limited Ballots
REP Glenn Hegar	1,440	59.98%	<div><div></div></div>	379	1,020	40	1	0
DEM Janet T. Dudding	905	37.69%	<div><div></div></div>	228	646	31	0	0
LIB V. Alonzo Echevarria-Garza	56	2.33%	<div><div></div></div>	15	40	1	0	0
Total Votes Cast	2,401	100.00%	<div><div></div></div>	622	1,706	72	1	0
Overvotes	0			0	0	0	0	0
Undervotes	59			16	40	3	0	0
Contest Totals	2,460			638	1,746	75	1	0

Commissioner of the General Land Office

Vote For 1

	TOTAL	VOTE %		Election Day	Early Voting	Ballot By Mail	Provisional Ballots	Limited Ballots
REP Dawn Buckingham	1,436	59.78%	<div><div></div></div>	375	1,022	38	1	0
DEM Jay Kleberg	923	38.43%	<div><div></div></div>	233	656	34	0	0
GRN Alfred Molison, Jr	40	1.67%	<div><div></div></div>	8	31	1	0	0
Write-In Totals	3	0.12%	<div><div></div></div>	2	1	0	0	0
Total Votes Cast	2,402	100.00%	<div><div></div></div>	618	1,710	73	1	0
Overvotes	0			0	0	0	0	0
Undervotes	58			20	36	2	0	0
Contest Totals	2,460			638	1,746	75	1	0

Commissioner of Agriculture

Vote For 1

	TOTAL	VOTE %		Election Day	Early Voting	Ballot By Mail	Provisional Ballots	Limited Ballots
REP Sid Miller	1,435	59.82%	<div><div></div></div>	375	1,018	41	1	0
DEM Susan Hays	964	40.18%	<div><div></div></div>	241	691	32	0	0
Total Votes Cast	2,399	100.00%	<div><div></div></div>	616	1,709	73	1	0
Overvotes	0			0	0	0	0	0
Undervotes	61			22	37	2	0	0
Contest Totals	2,460			638	1,746	75	1	0

Railroad Commissioner

Vote For 1

	TOTAL	VOTE %		Election Day	Early Voting	Ballot By Mail	Provisional Ballots	Limited Ballots
REP Wayne Christian	1,401	58.52%	<div><div></div></div>	372	987	41	1	0
DEM Luke Warford	907	37.89%	<div><div></div></div>	220	656	31	0	0
LIB Jaime Andres Diez	63	2.63%	<div><div></div></div>	19	43	1	0	0
GRN Hunter Wayne Crow	23	0.96%	<div><div></div></div>	7	16	0	0	0
Total Votes Cast	2,394	100.00%	<div><div></div></div>	618	1,702	73	1	0
Overvotes	0			0	0	0	0	0
Undervotes	66			20	44	2	0	0
Contest Totals	2,460			638	1,746	75	1	0

PCT 149

Justice, Supreme Court, Place 3

Vote For 1

	TOTAL	VOTE %		Election Day	Early Voting	Ballot By Mail	Provisional Ballots	Limited Ballots
REP Debra Lehrmann	1,433	59.71%	<div><div></div></div>	373	1,015	44	1	0
DEM Erin A. Nowell	924	38.50%	<div><div></div></div>	234	659	31	0	0
LIB Thomas Edward Oxford	43	1.79%	<div><div></div></div>	13	30	0	0	0
Total Votes Cast	2,400	100.00%	<div><div></div></div>	620	1,704	75	1	0
Overvotes	0			0	0	0	0	0
Undervotes	60			18	42	0	0	0
Contest Totals	2,460			638	1,746	75	1	0

Justice, Supreme Court, Place 5

Vote For 1

	TOTAL	VOTE %		Election Day	Early Voting	Ballot By Mail	Provisional Ballots	Limited Ballots
REP Rebeca Huddle	1,442	60.08%	<div><div></div></div>	375	1,019	47	1	0
DEM Amanda Reichel	958	39.92%	<div><div></div></div>	245	685	28	0	0
Total Votes Cast	2,400	100.00%	<div><div></div></div>	620	1,704	75	1	0
Overvotes	0			0	0	0	0	0
Undervotes	60			18	42	0	0	0
Contest Totals	2,460			638	1,746	75	1	0

Justice, Supreme Court, Place 9

Vote For 1

	TOTAL	VOTE %		Election Day	Early Voting	Ballot By Mail	Provisional Ballots	Limited Ballots
REP Evan Young	1,444	60.12%	<div><div></div></div>	376	1,021	46	1	0
DEM Julia Maldonado	958	39.88%	<div><div></div></div>	244	685	29	0	0
Total Votes Cast	2,402	100.00%	<div><div></div></div>	620	1,706	75	1	0
Overvotes	0			0	0	0	0	0
Undervotes	58			18	40	0	0	0
Contest Totals	2,460			638	1,746	75	1	0

Judge, Court of Criminal Appeals, Place 5

Vote For 1

	TOTAL	VOTE %		Election Day	Early Voting	Ballot By Mail	Provisional Ballots	Limited Ballots
REP Scott Walker	1,426	59.79%	<div><div></div></div>	374	1,011	40	1	0
DEM Dana Huffman	959	40.21%	<div><div></div></div>	243	685	31	0	0
Total Votes Cast	2,385	100.00%	<div><div></div></div>	617	1,696	71	1	0
Overvotes	0			0	0	0	0	0
Undervotes	75			21	50	4	0	0
Contest Totals	2,460			638	1,746	75	1	0

PCT 149

Judge, Court of Criminal Appeals, Place 6

Vote For 1

	TOTAL	VOTE %		Election Day	Early Voting	Ballot By Mail	Provisional Ballots	Limited Ballots
REP Jesse F. McClure, III	1,445	60.79%	<div><div></div></div>	380	1,023	41	1	0
DEM Robert Johnson	932	39.21%	<div><div></div></div>	233	670	29	0	0
Total Votes Cast	2,377	100.00%	<div><div></div></div>	613	1,693	70	1	0
Overvotes	0			0	0	0	0	0
Undervotes	83			25	53	5	0	0
Contest Totals	2,460			638	1,746	75	1	0

Member, State Board of Education, District 12 CCD

Vote For 1

	TOTAL	VOTE %		Election Day	Early Voting	Ballot By Mail	Provisional Ballots	Limited Ballots
REP Pam Little	1,413	59.12%	<div><div></div></div>	370	1,001	41	1	0
DEM Alex Cornwallis	918	38.41%	<div><div></div></div>	226	661	31	0	0
LIB Christy Mowrey	58	2.43%	<div><div></div></div>	22	35	1	0	0
Write-In Totals	1	0.04%	<div><div></div></div>	0	1	0	0	0
Total Votes Cast	2,390	100.00%	<div><div></div></div>	618	1,698	73	1	0
Overvotes	0			0	0	0	0	0
Undervotes	70			20	48	2	0	0
Contest Totals	2,460			638	1,746	75	1	0

State Senator, District 8

Vote For 1

	TOTAL	VOTE %		Election Day	Early Voting	Ballot By Mail	Provisional Ballots	Limited Ballots
REP Angela Paxton	1,344	56.23%	<div><div></div></div>	359	953	31	1	0
DEM Jonathan Cocks	971	40.63%	<div><div></div></div>	237	699	35	0	0
LIB Edward Kless	75	3.14%	<div><div></div></div>	23	48	4	0	0
Total Votes Cast	2,390	100.00%	<div><div></div></div>	619	1,700	70	1	0
Overvotes	0			0	0	0	0	0
Undervotes	70			19	46	5	0	0
Contest Totals	2,460			638	1,746	75	1	0

State Representative, District 61

Vote For 1

	TOTAL	VOTE %		Election Day	Early Voting	Ballot By Mail	Provisional Ballots	Limited Ballots
REP Frederick Frazier	1,414	59.51%	<div><div></div></div>	370	999	44	1	0
DEM Sheena King	962	40.49%	<div><div></div></div>	244	687	31	0	0
Total Votes Cast	2,376	100.00%	<div><div></div></div>	614	1,686	75	1	0
Overvotes	0			0	0	0	0	0
Undervotes	84			24	60	0	0	0
Contest Totals	2,460			638	1,746	75	1	0

PCT 149

Justice, 5th Court of Appeals District, Place 4

Vote For 1

	TOTAL	VOTE %		Election Day	Early Voting	Ballot By Mail	Provisional Ballots	Limited Ballots
REP Emily A. Miskel	1,441	60.83%	<div><div></div></div>	378	1,021	41	1	0
DEM Maricela Moore	928	39.17%	<div><div></div></div>	239	660	29	0	0
Total Votes Cast	2,369	100.00%	<div><div></div></div>	617	1,681	70	1	0
Overvotes	0			0	0	0	0	0
Undervotes	91			21	65	5	0	0
Contest Totals	2,460			638	1,746	75	1	0

Justice, 5th Court of Appeals District, Place 7

Vote For 1

	TOTAL	VOTE %		Election Day	Early Voting	Ballot By Mail	Provisional Ballots	Limited Ballots
REP Kristina Williams	1,415	59.78%	<div><div></div></div>	373	1,000	41	1	0
DEM Nancy Kennedy	952	40.22%	<div><div></div></div>	241	682	29	0	0
Total Votes Cast	2,367	100.00%	<div><div></div></div>	614	1,682	70	1	0
Overvotes	0			0	0	0	0	0
Undervotes	93			24	64	5	0	0
Contest Totals	2,460			638	1,746	75	1	0

County Judge CCD

Vote For 1

	TOTAL	VOTE %		Election Day	Early Voting	Ballot By Mail	Provisional Ballots	Limited Ballots
REP Chris Hill	1,442	60.21%	<div><div></div></div>	382	1,020	39	1	0
DEM Joshua Murray	953	39.79%	<div><div></div></div>	236	684	33	0	0
Total Votes Cast	2,395	100.00%	<div><div></div></div>	618	1,704	72	1	0
Overvotes	0			0	0	0	0	0
Undervotes	65			20	42	3	0	0
Contest Totals	2,460			638	1,746	75	1	0

District Clerk CCD

Vote For 1

	TOTAL	VOTE %		Election Day	Early Voting	Ballot By Mail	Provisional Ballots	Limited Ballots
REP Mike Gould	1,459	61.38%	<div><div></div></div>	385	1,030	43	1	0
DEM David Brignac	918	38.62%	<div><div></div></div>	229	660	29	0	0
Total Votes Cast	2,377	100.00%	<div><div></div></div>	614	1,690	72	1	0
Overvotes	0			0	0	0	0	0
Undervotes	83			24	56	3	0	0
Contest Totals	2,460			638	1,746	75	1	0

PCT 150

U. S. Representative District 3

Vote For 1

	TOTAL	VOTE %		Election Day	Early Voting	Ballot By Mail	Provisional Ballots	Limited Ballots
REP Keith Self	1,245	66.19%	<div><div></div></div>	342	867	35	1	0
DEM Sandeep Srivastava	586	31.15%	<div><div></div></div>	128	438	20	0	0
LIB Christopher Claytor	50	2.66%	<div><div></div></div>	19	29	2	0	0
Total Votes Cast	1,881	100.00%	<div><div></div></div>	489	1,334	57	1	0
Overvotes	0			0	0	0	0	0
Undervotes	21			6	15	0	0	0
Contest Totals	1,902			495	1,349	57	1	0

Governor

Vote For 1

	TOTAL	VOTE %		Election Day	Early Voting	Ballot By Mail	Provisional Ballots	Limited Ballots
REP Greg Abbott	1,221	64.30%	<div><div></div></div>	328	857	35	1	0
DEM Beto O'Rourke	649	34.18%	<div><div></div></div>	150	478	21	0	0
LIB Mark Tippetts	22	1.16%	<div><div></div></div>	12	9	1	0	0
GRN Delilah Barrios	4	0.21%	<div><div></div></div>	2	2	0	0	0
Write-In Totals	3	0.16%	<div><div></div></div>	3	0	0	0	0
Total Votes Cast	1,899	100.00%	<div><div></div></div>	495	1,346	57	1	0
Overvotes	0			0	0	0	0	0
Undervotes	3			0	3	0	0	0
Contest Totals	1,902			495	1,349	57	1	0

Lieutenant Governor

Vote For 1

	TOTAL	VOTE %		Election Day	Early Voting	Ballot By Mail	Provisional Ballots	Limited Ballots
REP Dan Patrick	1,192	63.40%	<div><div></div></div>	326	830	35	1	0
DEM Mike Collier	645	34.31%	<div><div></div></div>	137	486	22	0	0
LIB Shanna Steele	43	2.29%	<div><div></div></div>	23	20	0	0	0
Total Votes Cast	1,880	100.00%	<div><div></div></div>	486	1,336	57	1	0
Overvotes	0			0	0	0	0	0
Undervotes	22			9	13	0	0	0
Contest Totals	1,902			495	1,349	57	1	0

Attorney General

Vote For 1

	TOTAL	VOTE %		Election Day	Early Voting	Ballot By Mail	Provisional Ballots	Limited Ballots
REP Ken Paxton	1,169	62.18%	<div><div></div></div>	330	806	32	1	0
DEM Rochelle Mercedes Garza	633	33.67%	<div><div></div></div>	131	479	23	0	0
LIB Mark Ash	78	4.15%	<div><div></div></div>	27	50	1	0	0
Total Votes Cast	1,880	100.00%	<div><div></div></div>	488	1,335	56	1	0
Overvotes	0			0	0	0	0	0
Undervotes	22			7	14	1	0	0
Contest Totals	1,902			495	1,349	57	1	0

PCT 150

Comptroller of Public Accounts

Vote For 1

	TOTAL	VOTE %		Election Day	Early Voting	Ballot By Mail	Provisional Ballots	Limited Ballots
REP Glenn Hegar	1,262	67.56%	<div><div></div></div>	340	886	35	1	0
DEM Janet T. Dudding	572	30.62%	<div><div></div></div>	123	428	21	0	0
LIB V. Alonzo Echevarria-Garza	34	1.82%	<div><div></div></div>	21	12	1	0	0
Total Votes Cast	1,868	100.00%	<div><div></div></div>	484	1,326	57	1	0
Overvotes	0			0	0	0	0	0
Undervotes	34			11	23	0	0	0
Contest Totals	1,902			495	1,349	57	1	0

Commissioner of the General Land Office

Vote For 1

	TOTAL	VOTE %		Election Day	Early Voting	Ballot By Mail	Provisional Ballots	Limited Ballots
REP Dawn Buckingham	1,259	67.72%	<div><div></div></div>	349	873	36	1	0
DEM Jay Kleberg	579	31.15%	<div><div></div></div>	120	440	19	0	0
GRN Alfred Molison, Jr	20	1.08%	<div><div></div></div>	9	11	0	0	0
Write-In Totals	1	0.05%	<div><div></div></div>	1	0	0	0	0
Total Votes Cast	1,859	100.00%	<div><div></div></div>	479	1,324	55	1	0
Overvotes	0			0	0	0	0	0
Undervotes	43			16	25	2	0	0
Contest Totals	1,902			495	1,349	57	1	0

Commissioner of Agriculture

Vote For 1

	TOTAL	VOTE %		Election Day	Early Voting	Ballot By Mail	Provisional Ballots	Limited Ballots
REP Sid Miller	1,264	67.99%	<div><div></div></div>	349	880	34	1	0
DEM Susan Hays	595	32.01%	<div><div></div></div>	130	444	21	0	0
Total Votes Cast	1,859	100.00%	<div><div></div></div>	479	1,324	55	1	0
Overvotes	0			0	0	0	0	0
Undervotes	43			16	25	2	0	0
Contest Totals	1,902			495	1,349	57	1	0

Railroad Commissioner

Vote For 1

	TOTAL	VOTE %		Election Day	Early Voting	Ballot By Mail	Provisional Ballots	Limited Ballots
REP Wayne Christian	1,231	66.29%	<div><div></div></div>	331	864	35	1	0
DEM Luke Warford	569	30.64%	<div><div></div></div>	115	435	19	0	0
LIB Jaime Andres Diez	44	2.37%	<div><div></div></div>	24	19	1	0	0
GRN Hunter Wayne Crow	13	0.70%	<div><div></div></div>	7	5	1	0	0
Total Votes Cast	1,857	100.00%	<div><div></div></div>	477	1,323	56	1	0
Overvotes	0			0	0	0	0	0
Undervotes	45			18	26	1	0	0
Contest Totals	1,902			495	1,349	57	1	0

PCT 150

Justice, Supreme Court, Place 3

Vote For 1

	TOTAL	VOTE %		Election Day	Early Voting	Ballot By Mail	Provisional Ballots	Limited Ballots
REP Debra Lehrmann	1,242	66.70%	<div><div></div></div>	338	867	36	1	0
DEM Erin A. Nowell	585	31.42%	<div><div></div></div>	128	439	18	0	0
LIB Thomas Edward Oxford	35	1.88%	<div><div></div></div>	18	16	1	0	0
Total Votes Cast	1,862	100.00%	<div><div></div></div>	484	1,322	55	1	0
Overvotes	0			0	0	0	0	0
Undervotes	40			11	27	2	0	0
Contest Totals	1,902			495	1,349	57	1	0

Justice, Supreme Court, Place 5

Vote For 1

	TOTAL	VOTE %		Election Day	Early Voting	Ballot By Mail	Provisional Ballots	Limited Ballots
REP Rebeca Huddle	1,259	67.94%	<div><div></div></div>	350	871	37	1	0
DEM Amanda Reichel	594	32.06%	<div><div></div></div>	129	445	20	0	0
Total Votes Cast	1,853	100.00%	<div><div></div></div>	479	1,316	57	1	0
Overvotes	0			0	0	0	0	0
Undervotes	49			16	33	0	0	0
Contest Totals	1,902			495	1,349	57	1	0

Justice, Supreme Court, Place 9

Vote For 1

	TOTAL	VOTE %		Election Day	Early Voting	Ballot By Mail	Provisional Ballots	Limited Ballots
REP Evan Young	1,252	67.64%	<div><div></div></div>	351	864	36	1	0
DEM Julia Maldonado	599	32.36%	<div><div></div></div>	128	450	21	0	0
Total Votes Cast	1,851	100.00%	<div><div></div></div>	479	1,314	57	1	0
Overvotes	0			0	0	0	0	0
Undervotes	51			16	35	0	0	0
Contest Totals	1,902			495	1,349	57	1	0

Judge, Court of Criminal Appeals, Place 5

Vote For 1

	TOTAL	VOTE %		Election Day	Early Voting	Ballot By Mail	Provisional Ballots	Limited Ballots
REP Scott Walker	1,243	67.41%	<div><div></div></div>	342	863	37	1	0
DEM Dana Huffman	601	32.59%	<div><div></div></div>	134	447	20	0	0
Total Votes Cast	1,844	100.00%	<div><div></div></div>	476	1,310	57	1	0
Overvotes	0			0	0	0	0	0
Undervotes	58			19	39	0	0	0
Contest Totals	1,902			495	1,349	57	1	0

PCT 150

Judge, Court of Criminal Appeals, Place 6

Vote For 1

	TOTAL	VOTE %		Election Day	Early Voting	Ballot By Mail	Provisional Ballots	Limited Ballots
REP Jesse F. McClure, III	1,253	67.99%	<div><div></div></div>	346	870	36	1	0
DEM Robert Johnson	590	32.01%	<div><div></div></div>	131	438	21	0	0
Total Votes Cast	1,843	100.00%	<div><div></div></div>	477	1,308	57	1	0
Overvotes	0			0	0	0	0	0
Undervotes	59			18	41	0	0	0
Contest Totals	1,902			495	1,349	57	1	0

Member, State Board of Education, District 12 CCD

Vote For 1

	TOTAL	VOTE %		Election Day	Early Voting	Ballot By Mail	Provisional Ballots	Limited Ballots
REP Pam Little	1,217	65.82%	<div><div></div></div>	324	855	37	1	0
DEM Alex Cornwallis	577	31.21%	<div><div></div></div>	124	434	19	0	0
LIB Christy Mowrey	55	2.97%	<div><div></div></div>	32	22	1	0	0
Write-In Totals	0	0.00%	<div><div></div></div>	0	0	0	0	0
Total Votes Cast	1,849	100.00%	<div><div></div></div>	480	1,311	57	1	0
Overvotes	0			0	0	0	0	0
Undervotes	53			15	38	0	0	0
Contest Totals	1,902			495	1,349	57	1	0

State Senator, District 8

Vote For 1

	TOTAL	VOTE %		Election Day	Early Voting	Ballot By Mail	Provisional Ballots	Limited Ballots
REP Angela Paxton	1,203	64.54%	<div><div></div></div>	334	836	32	1	0
DEM Jonathan Cocks	605	32.46%	<div><div></div></div>	126	457	22	0	0
LIB Edward Kless	56	3.00%	<div><div></div></div>	25	28	3	0	0
Total Votes Cast	1,864	100.00%	<div><div></div></div>	485	1,321	57	1	0
Overvotes	0			0	0	0	0	0
Undervotes	38			10	28	0	0	0
Contest Totals	1,902			495	1,349	57	1	0

State Representative, District 61

Vote For 1

	TOTAL	VOTE %		Election Day	Early Voting	Ballot By Mail	Provisional Ballots	Limited Ballots
REP Frederick Frazier	1,231	66.43%	<div><div></div></div>	337	856	37	1	0
DEM Sheena King	622	33.57%	<div><div></div></div>	139	463	20	0	0
Total Votes Cast	1,853	100.00%	<div><div></div></div>	476	1,319	57	1	0
Overvotes	0			0	0	0	0	0
Undervotes	49			19	30	0	0	0
Contest Totals	1,902			495	1,349	57	1	0

PCT 150

Justice, 5th Court of Appeals District, Place 4

Vote For 1

	TOTAL	VOTE %		Election Day	Early Voting	Ballot By Mail	Provisional Ballots	Limited Ballots
REP Emily A. Miskel	1,252	67.90%	<div><div></div></div>	348	867	36	1	0
DEM Maricela Moore	592	32.10%	<div><div></div></div>	130	442	20	0	0
Total Votes Cast	1,844	100.00%	<div><div></div></div>	478	1,309	56	1	0
Overvotes	0			0	0	0	0	0
Undervotes	58			17	40	1	0	0
Contest Totals	1,902			495	1,349	57	1	0

Justice, 5th Court of Appeals District, Place 7

Vote For 1

	TOTAL	VOTE %		Election Day	Early Voting	Ballot By Mail	Provisional Ballots	Limited Ballots
REP Kristina Williams	1,238	67.17%	<div><div></div></div>	342	860	35	1	0
DEM Nancy Kennedy	605	32.83%	<div><div></div></div>	134	450	21	0	0
Total Votes Cast	1,843	100.00%	<div><div></div></div>	476	1,310	56	1	0
Overvotes	0			0	0	0	0	0
Undervotes	59			19	39	1	0	0
Contest Totals	1,902			495	1,349	57	1	0

County Judge CCD

Vote For 1

	TOTAL	VOTE %		Election Day	Early Voting	Ballot By Mail	Provisional Ballots	Limited Ballots
REP Chris Hill	1,252	67.46%	<div><div></div></div>	348	867	36	1	0
DEM Joshua Murray	604	32.54%	<div><div></div></div>	134	450	20	0	0
Total Votes Cast	1,856	100.00%	<div><div></div></div>	482	1,317	56	1	0
Overvotes	0			0	0	0	0	0
Undervotes	46			13	32	1	0	0
Contest Totals	1,902			495	1,349	57	1	0

District Clerk CCD

Vote For 1

	TOTAL	VOTE %		Election Day	Early Voting	Ballot By Mail	Provisional Ballots	Limited Ballots
REP Mike Gould	1,245	67.66%	<div><div></div></div>	344	865	35	1	0
DEM David Brignac	595	32.34%	<div><div></div></div>	131	443	21	0	0
Total Votes Cast	1,840	100.00%	<div><div></div></div>	475	1,308	56	1	0
Overvotes	0			0	0	0	0	0
Undervotes	62			20	41	1	0	0
Contest Totals	1,902			495	1,349	57	1	0

PCT 151

U. S. Representative District 3

Vote For 1

	TOTAL	VOTE %		Election Day	Early Voting	Ballot By Mail	Provisional Ballots	Limited Ballots
REP Keith Self	422	48.12%	<div><div></div></div>	135	281	6	0	0
DEM Sandeep Srivastava	432	49.26%	<div><div></div></div>	117	303	12	0	0
LIB Christopher Claytor	23	2.62%	<div><div></div></div>	14	9	0	0	0
Total Votes Cast	877	100.00%	<div><div></div></div>	266	593	18	0	0
Overvotes	0			0	0	0	0	0
Undervotes	16			6	9	1	0	0
Contest Totals	893			272	602	19	0	0

Governor

Vote For 1

	TOTAL	VOTE %		Election Day	Early Voting	Ballot By Mail	Provisional Ballots	Limited Ballots
REP Greg Abbott	420	47.14%	<div><div></div></div>	136	278	6	0	0
DEM Beto O'Rourke	460	51.63%	<div><div></div></div>	129	318	13	0	0
LIB Mark Tippetts	11	1.23%	<div><div></div></div>	6	5	0	0	0
GRN Delilah Barrios	0	0.00%	<div><div></div></div>	0	0	0	0	0
Write-In Totals	0	0.00%	<div><div></div></div>	0	0	0	0	0
Total Votes Cast	891	100.00%	<div><div></div></div>	271	601	19	0	0
Overvotes	0			0	0	0	0	0
Undervotes	2			1	1	0	0	0
Contest Totals	893			272	602	19	0	0

Lieutenant Governor

Vote For 1

	TOTAL	VOTE %		Election Day	Early Voting	Ballot By Mail	Provisional Ballots	Limited Ballots
REP Dan Patrick	403	45.80%	<div><div></div></div>	134	263	6	0	0
DEM Mike Collier	453	51.48%	<div><div></div></div>	124	316	13	0	0
LIB Shanna Steele	24	2.73%	<div><div></div></div>	10	14	0	0	0
Total Votes Cast	880	100.00%	<div><div></div></div>	268	593	19	0	0
Overvotes	0			0	0	0	0	0
Undervotes	13			4	9	0	0	0
Contest Totals	893			272	602	19	0	0

Attorney General

Vote For 1

	TOTAL	VOTE %		Election Day	Early Voting	Ballot By Mail	Provisional Ballots	Limited Ballots
REP Ken Paxton	401	45.67%	<div><div></div></div>	134	261	6	0	0
DEM Rochelle Mercedes Garza	436	49.66%	<div><div></div></div>	113	310	13	0	0
LIB Mark Ash	41	4.67%	<div><div></div></div>	18	23	0	0	0
Total Votes Cast	878	100.00%	<div><div></div></div>	265	594	19	0	0
Overvotes	0			0	0	0	0	0
Undervotes	15			7	8	0	0	0
Contest Totals	893			272	602	19	0	0

PCT 151

Comptroller of Public Accounts

Vote For 1

	TOTAL	VOTE %		Election Day	Early Voting	Ballot By Mail	Provisional Ballots	Limited Ballots
REP Glenn Hegar	428	48.97%	<div><div></div></div>	142	280	6	0	0
DEM Janet T. Dudding	424	48.51%	<div><div></div></div>	114	298	12	0	0
LIB V. Alonzo Echevarria-Garza	22	2.52%	<div><div></div></div>	10	12	0	0	0
Total Votes Cast	874	100.00%	<div><div></div></div>	266	590	18	0	0
Overvotes	0			0	0	0	0	0
Undervotes	19			6	12	1	0	0
Contest Totals	893			272	602	19	0	0

Commissioner of the General Land Office

Vote For 1

	TOTAL	VOTE %		Election Day	Early Voting	Ballot By Mail	Provisional Ballots	Limited Ballots
REP Dawn Buckingham	421	48.45%	<div><div></div></div>	139	276	6	0	0
DEM Jay Kleberg	434	49.94%	<div><div></div></div>	119	303	12	0	0
GRN Alfred Molison, Jr	14	1.61%	<div><div></div></div>	6	8	0	0	0
Write-In Totals	0	0.00%	<div><div></div></div>	0	0	0	0	0
Total Votes Cast	869	100.00%	<div><div></div></div>	264	587	18	0	0
Overvotes	0			0	0	0	0	0
Undervotes	24			8	15	1	0	0
Contest Totals	893			272	602	19	0	0

Commissioner of Agriculture

Vote For 1

	TOTAL	VOTE %		Election Day	Early Voting	Ballot By Mail	Provisional Ballots	Limited Ballots
REP Sid Miller	424	49.02%	<div><div></div></div>	141	277	6	0	0
DEM Susan Hays	441	50.98%	<div><div></div></div>	122	308	11	0	0
Total Votes Cast	865	100.00%	<div><div></div></div>	263	585	17	0	0
Overvotes	0			0	0	0	0	0
Undervotes	28			9	17	2	0	0
Contest Totals	893			272	602	19	0	0

Railroad Commissioner

Vote For 1

	TOTAL	VOTE %		Election Day	Early Voting	Ballot By Mail	Provisional Ballots	Limited Ballots
REP Wayne Christian	420	48.39%	<div><div></div></div>	136	278	6	0	0
DEM Luke Warford	412	47.47%	<div><div></div></div>	107	295	10	0	0
LIB Jaime Andres Diez	30	3.46%	<div><div></div></div>	18	10	2	0	0
GRN Hunter Wayne Crow	6	0.69%	<div><div></div></div>	2	4	0	0	0
Total Votes Cast	868	100.00%	<div><div></div></div>	263	587	18	0	0
Overvotes	0			0	0	0	0	0
Undervotes	25			9	15	1	0	0
Contest Totals	893			272	602	19	0	0

PCT 151

Justice, Supreme Court, Place 3

Vote For 1

	TOTAL	VOTE %		Election Day	Early Voting	Ballot By Mail	Provisional Ballots	Limited Ballots
REP Debra Lehrmann	420	48.22%	<div><div></div></div>	135	279	6	0	0
DEM Erin A. Nowell	432	49.60%	<div><div></div></div>	122	297	13	0	0
LIB Thomas Edward Oxford	19	2.18%	<div><div></div></div>	9	10	0	0	0
Total Votes Cast	871	100.00%	<div><div></div></div>	266	586	19	0	0
Overvotes	0			0	0	0	0	0
Undervotes	22			6	16	0	0	0
Contest Totals	893			272	602	19	0	0

Justice, Supreme Court, Place 5

Vote For 1

	TOTAL	VOTE %		Election Day	Early Voting	Ballot By Mail	Provisional Ballots	Limited Ballots
REP Rebeca Huddle	426	49.02%	<div><div></div></div>	140	281	5	0	0
DEM Amanda Reichel	443	50.98%	<div><div></div></div>	123	307	13	0	0
Total Votes Cast	869	100.00%	<div><div></div></div>	263	588	18	0	0
Overvotes	0			0	0	0	0	0
Undervotes	24			9	14	1	0	0
Contest Totals	893			272	602	19	0	0

Justice, Supreme Court, Place 9

Vote For 1

	TOTAL	VOTE %		Election Day	Early Voting	Ballot By Mail	Provisional Ballots	Limited Ballots
REP Evan Young	423	48.51%	<div><div></div></div>	138	279	6	0	0
DEM Julia Maldonado	449	51.49%	<div><div></div></div>	126	310	13	0	0
Total Votes Cast	872	100.00%	<div><div></div></div>	264	589	19	0	0
Overvotes	0			0	0	0	0	0
Undervotes	21			8	13	0	0	0
Contest Totals	893			272	602	19	0	0

Judge, Court of Criminal Appeals, Place 5

Vote For 1

	TOTAL	VOTE %		Election Day	Early Voting	Ballot By Mail	Provisional Ballots	Limited Ballots
REP Scott Walker	419	48.33%	<div><div></div></div>	137	276	6	0	0
DEM Dana Huffman	448	51.67%	<div><div></div></div>	128	307	13	0	0
Total Votes Cast	867	100.00%	<div><div></div></div>	265	583	19	0	0
Overvotes	0			0	0	0	0	0
Undervotes	26			7	19	0	0	0
Contest Totals	893			272	602	19	0	0

PCT 151

Judge, Court of Criminal Appeals, Place 6

Vote For 1

	TOTAL	VOTE %		Election Day	Early Voting	Ballot By Mail	Provisional Ballots	Limited Ballots
REP Jesse F. McClure, III	425	49.02%	<div><div></div></div>	139	280	6	0	0
DEM Robert Johnson	442	50.98%	<div><div></div></div>	124	305	13	0	0
Total Votes Cast	867	100.00%	<div><div></div></div>	263	585	19	0	0
Overvotes	0			0	0	0	0	0
Undervotes	26			9	17	0	0	0
Contest Totals	893			272	602	19	0	0

Member, State Board of Education, District 12 CCD

Vote For 1

	TOTAL	VOTE %		Election Day	Early Voting	Ballot By Mail	Provisional Ballots	Limited Ballots
REP Pam Little	418	47.99%	<div><div></div></div>	141	271	6	0	0
DEM Alex Cornwallis	429	49.25%	<div><div></div></div>	112	305	12	0	0
LIB Christy Mowrey	24	2.76%	<div><div></div></div>	12	12	0	0	0
Write-In Totals	0	0.00%	<div><div></div></div>	0	0	0	0	0
Total Votes Cast	871	100.00%	<div><div></div></div>	265	588	18	0	0
Overvotes	0			0	0	0	0	0
Undervotes	22			7	14	1	0	0
Contest Totals	893			272	602	19	0	0

State Senator, District 8

Vote For 1

	TOTAL	VOTE %		Election Day	Early Voting	Ballot By Mail	Provisional Ballots	Limited Ballots
REP Angela Paxton	402	46.15%	<div><div></div></div>	134	262	6	0	0
DEM Jonathan Cocks	443	50.86%	<div><div></div></div>	122	309	12	0	0
LIB Edward Kless	26	2.99%	<div><div></div></div>	10	15	1	0	0
Total Votes Cast	871	100.00%	<div><div></div></div>	266	586	19	0	0
Overvotes	0			0	0	0	0	0
Undervotes	22			6	16	0	0	0
Contest Totals	893			272	602	19	0	0

Justice, 5th Court of Appeals District, Place 4

Vote For 1

	TOTAL	VOTE %		Election Day	Early Voting	Ballot By Mail	Provisional Ballots	Limited Ballots
REP Emily A. Miskel	421	48.67%	<div><div></div></div>	139	276	6	0	0
DEM Maricela Moore	444	51.33%	<div><div></div></div>	124	307	13	0	0
Total Votes Cast	865	100.00%	<div><div></div></div>	263	583	19	0	0
Overvotes	0			0	0	0	0	0
Undervotes	28			9	19	0	0	0
Contest Totals	893			272	602	19	0	0

PCT 151

Justice, 5th Court of Appeals District, Place 7

Vote For 1

	TOTAL	VOTE %		Election Day	Early Voting	Ballot By Mail	Provisional Ballots	Limited Ballots
REP Kristina Williams	429	49.37%	<div><div></div></div>	144	279	6	0	0
DEM Nancy Kennedy	440	50.63%	<div><div></div></div>	120	307	13	0	0
Total Votes Cast	869	100.00%	<div><div></div></div>	264	586	19	0	0
Overvotes	0			0	0	0	0	0
Undervotes	24			8	16	0	0	0
Contest Totals	893			272	602	19	0	0

County Judge CCD

Vote For 1

	TOTAL	VOTE %		Election Day	Early Voting	Ballot By Mail	Provisional Ballots	Limited Ballots
REP Chris Hill	421	48.56%	<div><div></div></div>	137	277	7	0	0
DEM Joshua Murray	446	51.44%	<div><div></div></div>	127	307	12	0	0
Total Votes Cast	867	100.00%	<div><div></div></div>	264	584	19	0	0
Overvotes	0			0	0	0	0	0
Undervotes	26			8	18	0	0	0
Contest Totals	893			272	602	19	0	0

District Clerk CCD

Vote For 1

	TOTAL	VOTE %		Election Day	Early Voting	Ballot By Mail	Provisional Ballots	Limited Ballots
REP Mike Gould	439	50.69%	<div><div></div></div>	146	287	6	0	0
DEM David Brignac	427	49.31%	<div><div></div></div>	118	296	13	0	0
Total Votes Cast	866	100.00%	<div><div></div></div>	264	583	19	0	0
Overvotes	0			0	0	0	0	0
Undervotes	27			8	19	0	0	0
Contest Totals	893			272	602	19	0	0

Justice of the Peace, Precinct 3

Vote For 1

	TOTAL	VOTE %		Election Day	Early Voting	Ballot By Mail	Provisional Ballots	Limited Ballots
REP Mike Missildine	426	49.31%	<div><div></div></div>	137	282	7	0	0
DEM Irvin Lynn Barrett	438	50.69%	<div><div></div></div>	125	301	12	0	0
Total Votes Cast	864	100.00%	<div><div></div></div>	262	583	19	0	0
Overvotes	0			0	0	0	0	0
Undervotes	29			10	19	0	0	0
Contest Totals	893			272	602	19	0	0

PCT 152

U. S. Representative, District 32

Vote For 1

	TOTAL	VOTE %		Election Day	Early Voting	Ballot By Mail	Provisional Ballots	Limited Ballots
REP Antonio Swad	26	28.26%	<div><div></div></div>	6	20	0	0	0
DEM Colin Allred	66	71.74%	<div><div></div></div>	17	49	0	0	0
Total Votes Cast	92	100.00%	<div><div></div></div>	23	69	0	0	0
Overvotes	0			0	0	0	0	0
Undervotes	0			0	0	0	0	0
Contest Totals	92			23	69	0	0	0

Governor

Vote For 1

	TOTAL	VOTE %		Election Day	Early Voting	Ballot By Mail	Provisional Ballots	Limited Ballots
REP Greg Abbott	23	25.00%	<div><div></div></div>	5	18	0	0	0
DEM Beto O'Rourke	67	72.83%	<div><div></div></div>	18	49	0	0	0
LIB Mark Tippetts	2	2.17%	<div><div></div></div>	0	2	0	0	0
GRN Delilah Barrios	0	0.00%	<div><div></div></div>	0	0	0	0	0
Write-In Totals	0	0.00%	<div><div></div></div>	0	0	0	0	0
Total Votes Cast	92	100.00%	<div><div></div></div>	23	69	0	0	0
Overvotes	0			0	0	0	0	0
Undervotes	0			0	0	0	0	0
Contest Totals	92			23	69	0	0	0

Lieutenant Governor

Vote For 1

	TOTAL	VOTE %		Election Day	Early Voting	Ballot By Mail	Provisional Ballots	Limited Ballots
REP Dan Patrick	24	26.09%	<div><div></div></div>	6	18	0	0	0
DEM Mike Collier	65	70.65%	<div><div></div></div>	16	49	0	0	0
LIB Shanna Steele	3	3.26%	<div><div></div></div>	1	2	0	0	0
Total Votes Cast	92	100.00%	<div><div></div></div>	23	69	0	0	0
Overvotes	0			0	0	0	0	0
Undervotes	0			0	0	0	0	0
Contest Totals	92			23	69	0	0	0

Attorney General

Vote For 1

	TOTAL	VOTE %		Election Day	Early Voting	Ballot By Mail	Provisional Ballots	Limited Ballots
REP Ken Paxton	24	26.09%	<div><div></div></div>	6	18	0	0	0
DEM Rochelle Mercedes Garza	65	70.65%	<div><div></div></div>	17	48	0	0	0
LIB Mark Ash	3	3.26%	<div><div></div></div>	0	3	0	0	0
Total Votes Cast	92	100.00%	<div><div></div></div>	23	69	0	0	0
Overvotes	0			0	0	0	0	0
Undervotes	0			0	0	0	0	0
Contest Totals	92			23	69	0	0	0

PCT 152

Comptroller of Public Accounts

Vote For 1

	TOTAL	VOTE %		Election Day	Early Voting	Ballot By Mail	Provisional Ballots	Limited Ballots
REP Glenn Hegar	26	28.26%	<div><div></div></div>	7	19	0	0	0
DEM Janet T. Dudding	63	68.48%	<div><div></div></div>	16	47	0	0	0
LIB V. Alonzo Echevarria-Garza	3	3.26%	<div><div></div></div>	0	3	0	0	0
Total Votes Cast	92	100.00%	<div><div></div></div>	23	69	0	0	0
Overvotes	0			0	0	0	0	0
Undervotes	0			0	0	0	0	0
Contest Totals	92			23	69	0	0	0

Commissioner of the General Land Office

Vote For 1

	TOTAL	VOTE %		Election Day	Early Voting	Ballot By Mail	Provisional Ballots	Limited Ballots
REP Dawn Buckingham	30	32.61%	<div><div></div></div>	8	22	0	0	0
DEM Jay Kleberg	62	67.39%	<div><div></div></div>	15	47	0	0	0
GRN Alfred Molison, Jr	0	0.00%	<div><div></div></div>	0	0	0	0	0
Write-In Totals	0	0.00%	<div><div></div></div>	0	0	0	0	0
Total Votes Cast	92	100.00%	<div><div></div></div>	23	69	0	0	0
Overvotes	0			0	0	0	0	0
Undervotes	0			0	0	0	0	0
Contest Totals	92			23	69	0	0	0

Commissioner of Agriculture

Vote For 1

	TOTAL	VOTE %		Election Day	Early Voting	Ballot By Mail	Provisional Ballots	Limited Ballots
REP Sid Miller	28	30.43%	<div><div></div></div>	6	22	0	0	0
DEM Susan Hays	64	69.57%	<div><div></div></div>	17	47	0	0	0
Total Votes Cast	92	100.00%	<div><div></div></div>	23	69	0	0	0
Overvotes	0			0	0	0	0	0
Undervotes	0			0	0	0	0	0
Contest Totals	92			23	69	0	0	0

Railroad Commissioner

Vote For 1

	TOTAL	VOTE %		Election Day	Early Voting	Ballot By Mail	Provisional Ballots	Limited Ballots
REP Wayne Christian	25	27.17%	<div><div></div></div>	7	18	0	0	0
DEM Luke Warford	61	66.30%	<div><div></div></div>	14	47	0	0	0
LIB Jaime Andres Diez	5	5.43%	<div><div></div></div>	2	3	0	0	0
GRN Hunter Wayne Crow	1	1.09%	<div><div></div></div>	0	1	0	0	0
Total Votes Cast	92	100.00%	<div><div></div></div>	23	69	0	0	0
Overvotes	0			0	0	0	0	0
Undervotes	0			0	0	0	0	0
Contest Totals	92			23	69	0	0	0

PCT 152

Justice, Supreme Court, Place 3

Vote For 1

	TOTAL	VOTE %		Election Day	Early Voting	Ballot By Mail	Provision al Ballots	Limited Ballots
REP Debra Lehrmann	28	30.43%	<div><div></div></div>	8	20	0	0	0
DEM Erin A. Nowell	61	66.30%	<div><div></div></div>	14	47	0	0	0
LIB Thomas Edward Oxford	3	3.26%	<div><div></div></div>	1	2	0	0	0
Total Votes Cast	92	100.00%	<div><div></div></div>	23	69	0	0	0
Overvotes	0			0	0	0	0	0
Undervotes	0			0	0	0	0	0
Contest Totals	92			23	69	0	0	0

Justice, Supreme Court, Place 5

Vote For 1

	TOTAL	VOTE %		Election Day	Early Voting	Ballot By Mail	Provision al Ballots	Limited Ballots
REP Rebeca Huddle	28	30.43%	<div><div></div></div>	8	20	0	0	0
DEM Amanda Reichel	64	69.57%	<div><div></div></div>	15	49	0	0	0
Total Votes Cast	92	100.00%	<div><div></div></div>	23	69	0	0	0
Overvotes	0			0	0	0	0	0
Undervotes	0			0	0	0	0	0
Contest Totals	92			23	69	0	0	0

Justice, Supreme Court, Place 9

Vote For 1

	TOTAL	VOTE %		Election Day	Early Voting	Ballot By Mail	Provision al Ballots	Limited Ballots
REP Evan Young	27	29.35%	<div><div></div></div>	6	21	0	0	0
DEM Julia Maldonado	65	70.65%	<div><div></div></div>	17	48	0	0	0
Total Votes Cast	92	100.00%	<div><div></div></div>	23	69	0	0	0
Overvotes	0			0	0	0	0	0
Undervotes	0			0	0	0	0	0
Contest Totals	92			23	69	0	0	0

Judge, Court of Criminal Appeals, Place 5

Vote For 1

	TOTAL	VOTE %		Election Day	Early Voting	Ballot By Mail	Provision al Ballots	Limited Ballots
REP Scott Walker	29	31.52%	<div><div></div></div>	8	21	0	0	0
DEM Dana Huffman	63	68.48%	<div><div></div></div>	15	48	0	0	0
Total Votes Cast	92	100.00%	<div><div></div></div>	23	69	0	0	0
Overvotes	0			0	0	0	0	0
Undervotes	0			0	0	0	0	0
Contest Totals	92			23	69	0	0	0

PCT 152

Judge, Court of Criminal Appeals, Place 6

Vote For 1

	TOTAL	VOTE %		Election Day	Early Voting	Ballot By Mail	Provisional Ballots	Limited Ballots
REP Jesse F. McClure, III	27	30.00%	<div><div></div></div>	7	20	0	0	0
DEM Robert Johnson	63	70.00%	<div><div></div></div>	15	48	0	0	0
Total Votes Cast	90	100.00%	<div><div></div></div>	22	68	0	0	0
Overvotes	0			0	0	0	0	0
Undervotes	2			1	1	0	0	0
Contest Totals	92			23	69	0	0	0

Member, State Board of Education, District 12 CCD

Vote For 1

	TOTAL	VOTE %		Election Day	Early Voting	Ballot By Mail	Provisional Ballots	Limited Ballots
REP Pam Little	25	27.17%	<div><div></div></div>	7	18	0	0	0
DEM Alex Cornwallis	62	67.39%	<div><div></div></div>	14	48	0	0	0
LIB Christy Mowrey	5	5.43%	<div><div></div></div>	2	3	0	0	0
Write-In Totals	0	0.00%	<div><div></div></div>	0	0	0	0	0
Total Votes Cast	92	100.00%	<div><div></div></div>	23	69	0	0	0
Overvotes	0			0	0	0	0	0
Undervotes	0			0	0	0	0	0
Contest Totals	92			23	69	0	0	0

State Senator, District 8

Vote For 1

	TOTAL	VOTE %		Election Day	Early Voting	Ballot By Mail	Provisional Ballots	Limited Ballots
REP Angela Paxton	25	27.17%	<div><div></div></div>	7	18	0	0	0
DEM Jonathan Cocks	62	67.39%	<div><div></div></div>	14	48	0	0	0
LIB Edward Kless	5	5.43%	<div><div></div></div>	2	3	0	0	0
Total Votes Cast	92	100.00%	<div><div></div></div>	23	69	0	0	0
Overvotes	0			0	0	0	0	0
Undervotes	0			0	0	0	0	0
Contest Totals	92			23	69	0	0	0

State Representative, District 70

Vote For 1

	TOTAL	VOTE %		Election Day	Early Voting	Ballot By Mail	Provisional Ballots	Limited Ballots
REP Jamee Jolly	28	30.43%	<div><div></div></div>	8	20	0	0	0
DEM Mihaela Elizabeth Plesa	64	69.57%	<div><div></div></div>	15	49	0	0	0
Total Votes Cast	92	100.00%	<div><div></div></div>	23	69	0	0	0
Overvotes	0			0	0	0	0	0
Undervotes	0			0	0	0	0	0
Contest Totals	92			23	69	0	0	0

PCT 152

Justice, 5th Court of Appeals District, Place 4

Vote For 1

	TOTAL	VOTE %		Election Day	Early Voting	Ballot By Mail	Provisional Ballots	Limited Ballots
REP Emily A. Miskel	31	33.70%	<div><div></div></div>	8	23	0	0	0
DEM Maricela Moore	61	66.30%	<div><div></div></div>	15	46	0	0	0
Total Votes Cast	92	100.00%	<div><div></div></div>	23	69	0	0	0
Overvotes	0			0	0	0	0	0
Undervotes	0			0	0	0	0	0
Contest Totals	92			23	69	0	0	0

Justice, 5th Court of Appeals District, Place 7

Vote For 1

	TOTAL	VOTE %		Election Day	Early Voting	Ballot By Mail	Provisional Ballots	Limited Ballots
REP Kristina Williams	28	30.43%	<div><div></div></div>	8	20	0	0	0
DEM Nancy Kennedy	64	69.57%	<div><div></div></div>	15	49	0	0	0
Total Votes Cast	92	100.00%	<div><div></div></div>	23	69	0	0	0
Overvotes	0			0	0	0	0	0
Undervotes	0			0	0	0	0	0
Contest Totals	92			23	69	0	0	0

County Judge CCD

Vote For 1

	TOTAL	VOTE %		Election Day	Early Voting	Ballot By Mail	Provisional Ballots	Limited Ballots
REP Chris Hill	29	31.52%	<div><div></div></div>	8	21	0	0	0
DEM Joshua Murray	63	68.48%	<div><div></div></div>	15	48	0	0	0
Total Votes Cast	92	100.00%	<div><div></div></div>	23	69	0	0	0
Overvotes	0			0	0	0	0	0
Undervotes	0			0	0	0	0	0
Contest Totals	92			23	69	0	0	0

District Clerk CCD

Vote For 1

	TOTAL	VOTE %		Election Day	Early Voting	Ballot By Mail	Provisional Ballots	Limited Ballots
REP Mike Gould	26	28.26%	<div><div></div></div>	7	19	0	0	0
DEM David Brignac	66	71.74%	<div><div></div></div>	16	50	0	0	0
Total Votes Cast	92	100.00%	<div><div></div></div>	23	69	0	0	0
Overvotes	0			0	0	0	0	0
Undervotes	0			0	0	0	0	0
Contest Totals	92			23	69	0	0	0

PCT 152

Justice of the Peace, Precinct 3

Vote For 1

	TOTAL	VOTE %		Election Day	Early Voting	Ballot By Mail	Provision al Ballots	Limited Ballots
REP Mike Missildine	28	30.43%	<div><div></div></div>	7	21	0	0	0
DEM Irvin Lynn Barrett	64	69.57%	<div><div></div></div>	16	48	0	0	0
Total Votes Cast	92	100.00%	<div><div></div></div>	23	69	0	0	0
Overvotes	0			0	0	0	0	0
Undervotes	0			0	0	0	0	0
Contest Totals	92			23	69	0	0	0

PCT 153

U. S. Representative District 3

Vote For 1

	TOTAL	VOTE %		Election Day	Early Voting	Ballot By Mail	Provisional Ballots	Limited Ballots
REP Keith Self	1,394	56.94%	<div><div></div></div>	413	939	39	3	0
DEM Sandeep Srivastava	1,004	41.01%	<div><div></div></div>	281	692	30	1	0
LIB Christopher Claytor	50	2.04%	<div><div></div></div>	21	29	0	0	0
Total Votes Cast	2,448	100.00%	<div><div></div></div>	715	1,660	69	4	0
Overvotes	0			0	0	0	0	0
Undervotes	55			20	33	2	0	0
Contest Totals	2,503			735	1,693	71	4	0

Governor

Vote For 1

	TOTAL	VOTE %		Election Day	Early Voting	Ballot By Mail	Provisional Ballots	Limited Ballots
REP Greg Abbott	1,371	55.06%	<div><div></div></div>	401	931	36	3	0
DEM Beto O'Rourke	1,085	43.57%	<div><div></div></div>	318	733	33	1	0
LIB Mark Tippetts	25	1.00%	<div><div></div></div>	10	14	1	0	0
GRN Delilah Barrios	8	0.32%	<div><div></div></div>	3	5	0	0	0
Write-In Totals	1	0.04%	<div><div></div></div>	0	1	0	0	0
Total Votes Cast	2,490	100.00%	<div><div></div></div>	732	1,684	70	4	0
Overvotes	0			0	0	0	0	0
Undervotes	13			3	9	1	0	0
Contest Totals	2,503			735	1,693	71	4	0

Lieutenant Governor

Vote For 1

	TOTAL	VOTE %		Election Day	Early Voting	Ballot By Mail	Provisional Ballots	Limited Ballots
REP Dan Patrick	1,315	53.24%	<div><div></div></div>	395	881	36	3	0
DEM Mike Collier	1,090	44.13%	<div><div></div></div>	304	751	34	1	0
LIB Shanna Steele	65	2.63%	<div><div></div></div>	22	42	1	0	0
Total Votes Cast	2,470	100.00%	<div><div></div></div>	721	1,674	71	4	0
Overvotes	0			0	0	0	0	0
Undervotes	33			14	19	0	0	0
Contest Totals	2,503			735	1,693	71	4	0

Attorney General

Vote For 1

	TOTAL	VOTE %		Election Day	Early Voting	Ballot By Mail	Provisional Ballots	Limited Ballots
REP Ken Paxton	1,298	53.11%	<div><div></div></div>	397	866	32	3	0
DEM Rochelle Mercedes Garza	1,052	43.04%	<div><div></div></div>	291	725	35	1	0
LIB Mark Ash	94	3.85%	<div><div></div></div>	26	65	3	0	0
Total Votes Cast	2,444	100.00%	<div><div></div></div>	714	1,656	70	4	0
Overvotes	0			0	0	0	0	0
Undervotes	59			21	37	1	0	0
Contest Totals	2,503			735	1,693	71	4	0

PCT 153

Comptroller of Public Accounts

Vote For 1

	TOTAL	VOTE %		Election Day	Early Voting	Ballot By Mail	Provisional Ballots	Limited Ballots
REP Glenn Hegar	1,422	58.42%	<div><div></div></div>	416	964	39	3	0
DEM Janet T. Dudding	968	39.77%	<div><div></div></div>	272	665	30	1	0
LIB V. Alonzo Echevarria-Garza	44	1.81%	<div><div></div></div>	20	23	1	0	0
Total Votes Cast	2,434	100.00%	<div><div></div></div>	708	1,652	70	4	0
Overvotes	0			0	0	0	0	0
Undervotes	69			27	41	1	0	0
Contest Totals	2,503			735	1,693	71	4	0

Commissioner of the General Land Office

Vote For 1

	TOTAL	VOTE %		Election Day	Early Voting	Ballot By Mail	Provisional Ballots	Limited Ballots
REP Dawn Buckingham	1,404	57.83%	<div><div></div></div>	415	948	38	3	0
DEM Jay Kleberg	1,004	41.35%	<div><div></div></div>	287	683	33	1	0
GRN Alfred Molison, Jr	18	0.74%	<div><div></div></div>	8	10	0	0	0
Write-In Totals	2	0.08%	<div><div></div></div>	0	2	0	0	0
Total Votes Cast	2,428	100.00%	<div><div></div></div>	710	1,643	71	4	0
Overvotes	0			0	0	0	0	0
Undervotes	75			25	50	0	0	0
Contest Totals	2,503			735	1,693	71	4	0

Commissioner of Agriculture

Vote For 1

	TOTAL	VOTE %		Election Day	Early Voting	Ballot By Mail	Provisional Ballots	Limited Ballots
REP Sid Miller	1,405	57.82%	<div><div></div></div>	418	945	39	3	0
DEM Susan Hays	1,025	42.18%	<div><div></div></div>	293	699	32	1	0
Total Votes Cast	2,430	100.00%	<div><div></div></div>	711	1,644	71	4	0
Overvotes	0			0	0	0	0	0
Undervotes	73			24	49	0	0	0
Contest Totals	2,503			735	1,693	71	4	0

Railroad Commissioner

Vote For 1

	TOTAL	VOTE %		Election Day	Early Voting	Ballot By Mail	Provisional Ballots	Limited Ballots
REP Wayne Christian	1,378	56.80%	<div><div></div></div>	409	927	39	3	0
DEM Luke Warford	985	40.60%	<div><div></div></div>	275	680	29	1	0
LIB Jaime Andres Diez	46	1.90%	<div><div></div></div>	19	27	0	0	0
GRN Hunter Wayne Crow	17	0.70%	<div><div></div></div>	8	9	0	0	0
Total Votes Cast	2,426	100.00%	<div><div></div></div>	711	1,643	68	4	0
Overvotes	0			0	0	0	0	0
Undervotes	77			24	50	3	0	0
Contest Totals	2,503			735	1,693	71	4	0

PCT 153

Justice, Supreme Court, Place 3

Vote For 1

	TOTAL	VOTE %		Election Day	Early Voting	Ballot By Mail	Provisional Ballots	Limited Ballots
REP Debra Lehrmann	1,399	57.64%	<div><div></div></div>	408	949	39	3	0
DEM Erin A. Nowell	996	41.04%	<div><div></div></div>	288	677	30	1	0
LIB Thomas Edward Oxford	32	1.32%	<div><div></div></div>	12	20	0	0	0
Total Votes Cast	2,427	100.00%	<div><div></div></div>	708	1,646	69	4	0
Overvotes	0			0	0	0	0	0
Undervotes	76			27	47	2	0	0
Contest Totals	2,503			735	1,693	71	4	0

Justice, Supreme Court, Place 5

Vote For 1

	TOTAL	VOTE %		Election Day	Early Voting	Ballot By Mail	Provisional Ballots	Limited Ballots
REP Rebeca Huddle	1,417	58.48%	<div><div></div></div>	412	962	40	3	0
DEM Amanda Reichel	1,006	41.52%	<div><div></div></div>	294	682	29	1	0
Total Votes Cast	2,423	100.00%	<div><div></div></div>	706	1,644	69	4	0
Overvotes	0			0	0	0	0	0
Undervotes	80			29	49	2	0	0
Contest Totals	2,503			735	1,693	71	4	0

Justice, Supreme Court, Place 9

Vote For 1

	TOTAL	VOTE %		Election Day	Early Voting	Ballot By Mail	Provisional Ballots	Limited Ballots
REP Evan Young	1,405	58.15%	<div><div></div></div>	413	951	38	3	0
DEM Julia Maldonado	1,011	41.85%	<div><div></div></div>	292	688	30	1	0
Total Votes Cast	2,416	100.00%	<div><div></div></div>	705	1,639	68	4	0
Overvotes	0			0	0	0	0	0
Undervotes	87			30	54	3	0	0
Contest Totals	2,503			735	1,693	71	4	0

Judge, Court of Criminal Appeals, Place 5

Vote For 1

	TOTAL	VOTE %		Election Day	Early Voting	Ballot By Mail	Provisional Ballots	Limited Ballots
REP Scott Walker	1,407	58.21%	<div><div></div></div>	419	947	38	3	0
DEM Dana Huffman	1,010	41.79%	<div><div></div></div>	286	692	31	1	0
Total Votes Cast	2,417	100.00%	<div><div></div></div>	705	1,639	69	4	0
Overvotes	0			0	0	0	0	0
Undervotes	86			30	54	2	0	0
Contest Totals	2,503			735	1,693	71	4	0

PCT 153

Judge, Court of Criminal Appeals, Place 6

Vote For 1

	TOTAL	VOTE %		Election Day	Early Voting	Ballot By Mail	Provisional Ballots	Limited Ballots
REP Jesse F. McClure, III	1,406	58.29%	<div><div></div></div>	415	949	39	3	0
DEM Robert Johnson	1,006	41.71%	<div><div></div></div>	290	685	30	1	0
Total Votes Cast	2,412	100.00%	<div><div></div></div>	705	1,634	69	4	0
Overvotes	0			0	0	0	0	0
Undervotes	91			30	59	2	0	0
Contest Totals	2,503			735	1,693	71	4	0

Member, State Board of Education, District 12 CCD

Vote For 1

	TOTAL	VOTE %		Election Day	Early Voting	Ballot By Mail	Provisional Ballots	Limited Ballots
REP Pam Little	1,378	57.32%	<div><div></div></div>	397	939	39	3	0
DEM Alex Cornwallis	967	40.22%	<div><div></div></div>	276	660	30	1	0
LIB Christy Mowrey	59	2.45%	<div><div></div></div>	24	35	0	0	0
Write-In Totals	0	0.00%	<div><div></div></div>	0	0	0	0	0
Total Votes Cast	2,404	100.00%	<div><div></div></div>	697	1,634	69	4	0
Overvotes	0			0	0	0	0	0
Undervotes	99			38	59	2	0	0
Contest Totals	2,503			735	1,693	71	4	0

State Senator, District 8

Vote For 1

	TOTAL	VOTE %		Election Day	Early Voting	Ballot By Mail	Provisional Ballots	Limited Ballots
REP Angela Paxton	1,330	54.96%	<div><div></div></div>	392	901	34	3	0
DEM Jonathan Cocks	1,021	42.19%	<div><div></div></div>	287	698	35	1	0
LIB Edward Kless	69	2.85%	<div><div></div></div>	27	40	2	0	0
Total Votes Cast	2,420	100.00%	<div><div></div></div>	706	1,639	71	4	0
Overvotes	0			0	0	0	0	0
Undervotes	83			29	54	0	0	0
Contest Totals	2,503			735	1,693	71	4	0

State Representative, District 33

Vote For 1

	TOTAL	VOTE %		Election Day	Early Voting	Ballot By Mail	Provisional Ballots	Limited Ballots
REP Justin Holland	1,408	58.72%	<div><div></div></div>	417	949	39	3	0
DEM Graeson Lynskey	990	41.28%	<div><div></div></div>	281	679	29	1	0
Total Votes Cast	2,398	100.00%	<div><div></div></div>	698	1,628	68	4	0
Overvotes	0			0	0	0	0	0
Undervotes	105			37	65	3	0	0
Contest Totals	2,503			735	1,693	71	4	0

PCT 153

Justice, 5th Court of Appeals District, Place 4

Vote For 1

	TOTAL	VOTE %		Election Day	Early Voting	Ballot By Mail	Provisional Ballots	Limited Ballots
REP Emily A. Miskel	1,404	58.62%	<div><div></div></div>	415	948	38	3	0
DEM Maricela Moore	991	41.38%	<div><div></div></div>	282	678	30	1	0
Total Votes Cast	2,395	100.00%	<div><div></div></div>	697	1,626	68	4	0
Overvotes	0			0	0	0	0	0
Undervotes	108			38	67	3	0	0
Contest Totals	2,503			735	1,693	71	4	0

Justice, 5th Court of Appeals District, Place 7

Vote For 1

	TOTAL	VOTE %		Election Day	Early Voting	Ballot By Mail	Provisional Ballots	Limited Ballots
REP Kristina Williams	1,394	58.13%	<div><div></div></div>	411	943	37	3	0
DEM Nancy Kennedy	1,004	41.87%	<div><div></div></div>	286	686	31	1	0
Total Votes Cast	2,398	100.00%	<div><div></div></div>	697	1,629	68	4	0
Overvotes	0			0	0	0	0	0
Undervotes	105			38	64	3	0	0
Contest Totals	2,503			735	1,693	71	4	0

County Judge CCD

Vote For 1

	TOTAL	VOTE %		Election Day	Early Voting	Ballot By Mail	Provisional Ballots	Limited Ballots
REP Chris Hill	1,405	58.30%	<div><div></div></div>	417	946	39	3	0
DEM Joshua Murray	1,005	41.70%	<div><div></div></div>	286	687	31	1	0
Total Votes Cast	2,410	100.00%	<div><div></div></div>	703	1,633	70	4	0
Overvotes	0			0	0	0	0	0
Undervotes	93			32	60	1	0	0
Contest Totals	2,503			735	1,693	71	4	0

District Clerk CCD

Vote For 1

	TOTAL	VOTE %		Election Day	Early Voting	Ballot By Mail	Provisional Ballots	Limited Ballots
REP Mike Gould	1,408	58.72%	<div><div></div></div>	414	952	39	3	0
DEM David Brignac	990	41.28%	<div><div></div></div>	288	671	30	1	0
Total Votes Cast	2,398	100.00%	<div><div></div></div>	702	1,623	69	4	0
Overvotes	0			0	0	0	0	0
Undervotes	105			33	70	2	0	0
Contest Totals	2,503			735	1,693	71	4	0

PCT 153

Justice of the Peace, Precinct 2

Vote For 1

	TOTAL	VOTE %		Election Day	Early Voting	Ballot By Mail	Provision al Ballots	Limited Ballots
REP Ellen Skinner	1,397	58.70%	<div><div></div></div>	405	951	39	2	0
DEM Jennifer McKenzie	983	41.30%	<div><div></div></div>	288	665	29	1	0
Total Votes Cast	2,380	100.00%	<div><div></div></div>	693	1,616	68	3	0
Overvotes	0			0	0	0	0	0
Undervotes	123			42	77	3	1	0
Contest Totals	2,503			735	1,693	71	4	0

PCT 154

U. S. Representative, District 4

Vote For 1

	TOTAL	VOTE %		Election Day	Early Voting	Ballot By Mail	Provisional Ballots	Limited Ballots
REP Pat Fallon	909	79.46%	<div><div></div></div>	292	595	19	3	0
DEM Iro Omere	208	18.18%	<div><div></div></div>	50	154	2	2	0
LIB John Simmons	27	2.36%	<div><div></div></div>	9	18	0	0	0
Total Votes Cast	1,144	100.00%	<div><div></div></div>	351	767	21	5	0
Overvotes	0			0	0	0	0	0
Undervotes	14			6	6	2	0	0
Contest Totals	1,158			357	773	23	5	0

Governor

Vote For 1

	TOTAL	VOTE %		Election Day	Early Voting	Ballot By Mail	Provisional Ballots	Limited Ballots
REP Greg Abbott	908	78.68%	<div><div></div></div>	293	593	19	3	0
DEM Beto O'Rourke	238	20.62%	<div><div></div></div>	61	171	4	2	0
LIB Mark Tippetts	7	0.61%	<div><div></div></div>	2	5	0	0	0
GRN Delilah Barrios	1	0.09%	<div><div></div></div>	0	1	0	0	0
Write-In Totals	0	0.00%	<div><div></div></div>	0	0	0	0	0
Total Votes Cast	1,154	100.00%	<div><div></div></div>	356	770	23	5	0
Overvotes	0			0	0	0	0	0
Undervotes	4			1	3	0	0	0
Contest Totals	1,158			357	773	23	5	0

Lieutenant Governor

Vote For 1

	TOTAL	VOTE %		Election Day	Early Voting	Ballot By Mail	Provisional Ballots	Limited Ballots
REP Dan Patrick	884	77.34%	<div><div></div></div>	289	573	19	3	0
DEM Mike Collier	236	20.65%	<div><div></div></div>	58	172	4	2	0
LIB Shanna Steele	23	2.01%	<div><div></div></div>	7	16	0	0	0
Total Votes Cast	1,143	100.00%	<div><div></div></div>	354	761	23	5	0
Overvotes	0			0	0	0	0	0
Undervotes	15			3	12	0	0	0
Contest Totals	1,158			357	773	23	5	0

Attorney General

Vote For 1

	TOTAL	VOTE %		Election Day	Early Voting	Ballot By Mail	Provisional Ballots	Limited Ballots
REP Ken Paxton	893	78.13%	<div><div></div></div>	293	580	17	3	0
DEM Rochelle Mercedes Garza	229	20.04%	<div><div></div></div>	52	172	3	2	0
LIB Mark Ash	21	1.84%	<div><div></div></div>	7	13	1	0	0
Total Votes Cast	1,143	100.00%	<div><div></div></div>	352	765	21	5	0
Overvotes	0			0	0	0	0	0
Undervotes	15			5	8	2	0	0
Contest Totals	1,158			357	773	23	5	0

PCT 154

Comptroller of Public Accounts

Vote For 1

	TOTAL	VOTE %		Election Day	Early Voting	Ballot By Mail	Provisional Ballots	Limited Ballots
REP Glenn Hegar	918	80.81%	<div><div></div></div>	299	597	19	3	0
DEM Janet T. Dudding	198	17.43%	<div><div></div></div>	45	149	2	2	0
LIB V. Alonzo Echevarria-Garza	20	1.76%	<div><div></div></div>	7	13	0	0	0
Total Votes Cast	1,136	100.00%	<div><div></div></div>	351	759	21	5	0
Overvotes	0			0	0	0	0	0
Undervotes	22			6	14	2	0	0
Contest Totals	1,158			357	773	23	5	0

Commissioner of the General Land Office

Vote For 1

	TOTAL	VOTE %		Election Day	Early Voting	Ballot By Mail	Provisional Ballots	Limited Ballots
REP Dawn Buckingham	919	81.04%	<div><div></div></div>	302	595	19	3	0
DEM Jay Kleberg	207	18.25%	<div><div></div></div>	45	158	2	2	0
GRN Alfred Molison, Jr	7	0.62%	<div><div></div></div>	1	6	0	0	0
Write-In Totals	1	0.09%	<div><div></div></div>	1	0	0	0	0
Total Votes Cast	1,134	100.00%	<div><div></div></div>	349	759	21	5	0
Overvotes	0			0	0	0	0	0
Undervotes	24			8	14	2	0	0
Contest Totals	1,158			357	773	23	5	0

Commissioner of Agriculture

Vote For 1

	TOTAL	VOTE %		Election Day	Early Voting	Ballot By Mail	Provisional Ballots	Limited Ballots
REP Sid Miller	916	80.70%	<div><div></div></div>	300	594	19	3	0
DEM Susan Hays	219	19.30%	<div><div></div></div>	49	167	2	1	0
Total Votes Cast	1,135	100.00%	<div><div></div></div>	349	761	21	4	0
Overvotes	0			0	0	0	0	0
Undervotes	23			8	12	2	1	0
Contest Totals	1,158			357	773	23	5	0

Railroad Commissioner

Vote For 1

	TOTAL	VOTE %		Election Day	Early Voting	Ballot By Mail	Provisional Ballots	Limited Ballots
REP Wayne Christian	904	79.86%	<div><div></div></div>	300	583	18	3	0
DEM Luke Warford	197	17.40%	<div><div></div></div>	43	150	2	2	0
LIB Jaime Andres Diez	27	2.39%	<div><div></div></div>	7	20	0	0	0
GRN Hunter Wayne Crow	4	0.35%	<div><div></div></div>	1	3	0	0	0
Total Votes Cast	1,132	100.00%	<div><div></div></div>	351	756	20	5	0
Overvotes	0			0	0	0	0	0
Undervotes	26			6	17	3	0	0
Contest Totals	1,158			357	773	23	5	0

PCT 154

Justice, Supreme Court, Place 3

Vote For 1

	TOTAL	VOTE %		Election Day	Early Voting	Ballot By Mail	Provisional Ballots	Limited Ballots
REP Debra Lehrmann	903	79.28%	<div><div></div></div>	293	589	18	3	0
DEM Erin A. Nowell	214	18.79%	<div><div></div></div>	51	158	3	2	0
LIB Thomas Edward Oxford	22	1.93%	<div><div></div></div>	9	13	0	0	0
Total Votes Cast	1,139	100.00%	<div><div></div></div>	353	760	21	5	0
Overvotes	0			0	0	0	0	0
Undervotes	19			4	13	2	0	0
Contest Totals	1,158			357	773	23	5	0

Justice, Supreme Court, Place 5

Vote For 1

	TOTAL	VOTE %		Election Day	Early Voting	Ballot By Mail	Provisional Ballots	Limited Ballots
REP Rebeca Huddle	914	80.53%	<div><div></div></div>	299	594	18	3	0
DEM Amanda Reichel	221	19.47%	<div><div></div></div>	52	164	3	2	0
Total Votes Cast	1,135	100.00%	<div><div></div></div>	351	758	21	5	0
Overvotes	0			0	0	0	0	0
Undervotes	23			6	15	2	0	0
Contest Totals	1,158			357	773	23	5	0

Justice, Supreme Court, Place 9

Vote For 1

	TOTAL	VOTE %		Election Day	Early Voting	Ballot By Mail	Provisional Ballots	Limited Ballots
REP Evan Young	910	80.46%	<div><div></div></div>	302	587	18	3	0
DEM Julia Maldonado	221	19.54%	<div><div></div></div>	49	167	3	2	0
Total Votes Cast	1,131	100.00%	<div><div></div></div>	351	754	21	5	0
Overvotes	0			0	0	0	0	0
Undervotes	27			6	19	2	0	0
Contest Totals	1,158			357	773	23	5	0

Judge, Court of Criminal Appeals, Place 5

Vote For 1

	TOTAL	VOTE %		Election Day	Early Voting	Ballot By Mail	Provisional Ballots	Limited Ballots
REP Scott Walker	915	80.90%	<div><div></div></div>	300	594	18	3	0
DEM Dana Huffman	216	19.10%	<div><div></div></div>	50	161	3	2	0
Total Votes Cast	1,131	100.00%	<div><div></div></div>	350	755	21	5	0
Overvotes	0			0	0	0	0	0
Undervotes	27			7	18	2	0	0
Contest Totals	1,158			357	773	23	5	0

PCT 154

Judge, Court of Criminal Appeals, Place 6

Vote For 1

	TOTAL	VOTE %		Election Day	Early Voting	Ballot By Mail	Provisional Ballots	Limited Ballots
REP Jesse F. McClure, III	916	80.99%	<div><div></div></div>	299	596	18	3	0
DEM Robert Johnson	215	19.01%	<div><div></div></div>	51	159	3	2	0
Total Votes Cast	1,131	100.00%	<div><div></div></div>	350	755	21	5	0
Overvotes	0			0	0	0	0	0
Undervotes	27			7	18	2	0	0
Contest Totals	1,158			357	773	23	5	0

Member, State Board of Education, District 12 CCD

Vote For 1

	TOTAL	VOTE %		Election Day	Early Voting	Ballot By Mail	Provisional Ballots	Limited Ballots
REP Pam Little	892	78.52%	<div><div></div></div>	290	581	18	3	0
DEM Alex Cornwallis	212	18.66%	<div><div></div></div>	51	155	4	2	0
LIB Christy Mowrey	32	2.82%	<div><div></div></div>	12	20	0	0	0
Write-In Totals	0	0.00%	<div><div></div></div>	0	0	0	0	0
Total Votes Cast	1,136	100.00%	<div><div></div></div>	353	756	22	5	0
Overvotes	0			0	0	0	0	0
Undervotes	22			4	17	1	0	0
Contest Totals	1,158			357	773	23	5	0

State Senator, District 8

Vote For 1

	TOTAL	VOTE %		Election Day	Early Voting	Ballot By Mail	Provisional Ballots	Limited Ballots
REP Angela Paxton	884	77.75%	<div><div></div></div>	291	572	18	3	0
DEM Jonathan Cocks	229	20.14%	<div><div></div></div>	53	171	3	2	0
LIB Edward Kless	24	2.11%	<div><div></div></div>	8	15	1	0	0
Total Votes Cast	1,137	100.00%	<div><div></div></div>	352	758	22	5	0
Overvotes	0			0	0	0	0	0
Undervotes	21			5	15	1	0	0
Contest Totals	1,158			357	773	23	5	0

State Representative, District 66

Vote For 1

	TOTAL	VOTE %		Election Day	Early Voting	Ballot By Mail	Provisional Ballots	Limited Ballots
REP Matt Shaheen	920	81.27%	<div><div></div></div>	300	598	19	3	0
DEM Jesse Ringness	212	18.73%	<div><div></div></div>	50	158	2	2	0
Total Votes Cast	1,132	100.00%	<div><div></div></div>	350	756	21	5	0
Overvotes	0			0	0	0	0	0
Undervotes	26			7	17	2	0	0
Contest Totals	1,158			357	773	23	5	0

PCT 154

Justice, 5th Court of Appeals District, Place 4

Vote For 1

	TOTAL	VOTE %		Election Day	Early Voting	Ballot By Mail	Provisional Ballots	Limited Ballots
REP Emily A. Miskel	917	81.29%	<div><div></div></div>	300	596	18	3	0
DEM Maricela Moore	211	18.71%	<div><div></div></div>	49	157	3	2	0
Total Votes Cast	1,128	100.00%	<div><div></div></div>	349	753	21	5	0
Overvotes	0			0	0	0	0	0
Undervotes	30			8	20	2	0	0
Contest Totals	1,158			357	773	23	5	0

Justice, 5th Court of Appeals District, Place 7

Vote For 1

	TOTAL	VOTE %		Election Day	Early Voting	Ballot By Mail	Provisional Ballots	Limited Ballots
REP Kristina Williams	912	80.85%	<div><div></div></div>	300	591	18	3	0
DEM Nancy Kennedy	216	19.15%	<div><div></div></div>	50	161	3	2	0
Total Votes Cast	1,128	100.00%	<div><div></div></div>	350	752	21	5	0
Overvotes	0			0	0	0	0	0
Undervotes	30			7	21	2	0	0
Contest Totals	1,158			357	773	23	5	0

County Judge CCD

Vote For 1

	TOTAL	VOTE %		Election Day	Early Voting	Ballot By Mail	Provisional Ballots	Limited Ballots
REP Chris Hill	918	80.95%	<div><div></div></div>	302	594	19	3	0
DEM Joshua Murray	216	19.05%	<div><div></div></div>	51	160	3	2	0
Total Votes Cast	1,134	100.00%	<div><div></div></div>	353	754	22	5	0
Overvotes	0			0	0	0	0	0
Undervotes	24			4	19	1	0	0
Contest Totals	1,158			357	773	23	5	0

District Clerk CCD

Vote For 1

	TOTAL	VOTE %		Election Day	Early Voting	Ballot By Mail	Provisional Ballots	Limited Ballots
REP Mike Gould	921	81.65%	<div><div></div></div>	300	599	19	3	0
DEM David Brignac	207	18.35%	<div><div></div></div>	49	153	3	2	0
Total Votes Cast	1,128	100.00%	<div><div></div></div>	349	752	22	5	0
Overvotes	0			0	0	0	0	0
Undervotes	30			8	21	1	0	0
Contest Totals	1,158			357	773	23	5	0

PCT 154

Justice of the Peace, Precinct 4

Vote For 1

	TOTAL	VOTE %		Election Day	Early Voting	Ballot By Mail	Provision al Ballots	Limited Ballots
REP Vincent Venegoni	913	81.23%	<div><div></div></div>	300	592	18	3	0
DEM Adam Kern	211	18.77%	<div><div></div></div>	50	156	3	2	0
Total Votes Cast	1,124	100.00%	<div><div></div></div>	350	748	21	5	0
Overvotes	0			0	0	0	0	0
Undervotes	34			7	25	2	0	0
Contest Totals	1,158			357	773	23	5	0

PCT 155

U. S. Representative District 3

Vote For 1

	TOTAL	VOTE %		Election Day	Early Voting	Ballot By Mail	Provisional Ballots	Limited Ballots
REP Keith Self	886	57.91%	<div><div></div></div>	234	632	20	0	0
DEM Sandeep Srivastava	611	39.93%	<div><div></div></div>	143	438	30	0	0
LIB Christopher Claytor	33	2.16%	<div><div></div></div>	12	21	0	0	0
Total Votes Cast	1,530	100.00%	<div><div></div></div>	389	1,091	50	0	0
Overvotes	0			0	0	0	0	0
Undervotes	23			7	16	0	0	0
Contest Totals	1,553			396	1,107	50	0	0

Governor

Vote For 1

	TOTAL	VOTE %		Election Day	Early Voting	Ballot By Mail	Provisional Ballots	Limited Ballots
REP Greg Abbott	871	56.38%	<div><div></div></div>	231	622	18	0	0
DEM Beto O'Rourke	651	42.14%	<div><div></div></div>	157	464	30	0	0
LIB Mark Tippetts	19	1.23%	<div><div></div></div>	5	14	0	0	0
GRN Delilah Barrios	4	0.26%	<div><div></div></div>	1	3	0	0	0
Write-In Totals	0	0.00%	<div><div></div></div>	0	0	0	0	0
Total Votes Cast	1,545	100.00%	<div><div></div></div>	394	1,103	48	0	0
Overvotes	0			0	0	0	0	0
Undervotes	8			2	4	2	0	0
Contest Totals	1,553			396	1,107	50	0	0

Lieutenant Governor

Vote For 1

	TOTAL	VOTE %		Election Day	Early Voting	Ballot By Mail	Provisional Ballots	Limited Ballots
REP Dan Patrick	842	54.92%	<div><div></div></div>	226	599	17	0	0
DEM Mike Collier	654	42.66%	<div><div></div></div>	153	469	32	0	0
LIB Shanna Steele	37	2.41%	<div><div></div></div>	11	25	1	0	0
Total Votes Cast	1,533	100.00%	<div><div></div></div>	390	1,093	50	0	0
Overvotes	0			0	0	0	0	0
Undervotes	20			6	14	0	0	0
Contest Totals	1,553			396	1,107	50	0	0

Attorney General

Vote For 1

	TOTAL	VOTE %		Election Day	Early Voting	Ballot By Mail	Provisional Ballots	Limited Ballots
REP Ken Paxton	832	54.34%	<div><div></div></div>	226	589	17	0	0
DEM Rochelle Mercedes Garza	643	42.00%	<div><div></div></div>	156	454	33	0	0
LIB Mark Ash	56	3.66%	<div><div></div></div>	9	47	0	0	0
Total Votes Cast	1,531	100.00%	<div><div></div></div>	391	1,090	50	0	0
Overvotes	0			0	0	0	0	0
Undervotes	22			5	17	0	0	0
Contest Totals	1,553			396	1,107	50	0	0

PCT 155

Comptroller of Public Accounts

Vote For 1

	TOTAL	VOTE %		Election Day	Early Voting	Ballot By Mail	Provisional Ballots	Limited Ballots
REP Glenn Hegar	905	59.42%	<div><div></div></div>	232	651	22	0	0
DEM Janet T. Dudding	589	38.67%	<div><div></div></div>	142	421	26	0	0
LIB V. Alonzo Echevarria-Garza	29	1.90%	<div><div></div></div>	12	17	0	0	0
Total Votes Cast	1,523	100.00%	<div><div></div></div>	386	1,089	48	0	0
Overvotes	0			0	0	0	0	0
Undervotes	30			10	18	2	0	0
Contest Totals	1,553			396	1,107	50	0	0

Commissioner of the General Land Office

Vote For 1

	TOTAL	VOTE %		Election Day	Early Voting	Ballot By Mail	Provisional Ballots	Limited Ballots
REP Dawn Buckingham	898	58.89%	<div><div></div></div>	243	636	19	0	0
DEM Jay Kleberg	609	39.93%	<div><div></div></div>	138	441	30	0	0
GRN Alfred Molison, Jr	18	1.18%	<div><div></div></div>	5	12	1	0	0
Write-In Totals	0	0.00%	<div><div></div></div>	0	0	0	0	0
Total Votes Cast	1,525	100.00%	<div><div></div></div>	386	1,089	50	0	0
Overvotes	0			0	0	0	0	0
Undervotes	28			10	18	0	0	0
Contest Totals	1,553			396	1,107	50	0	0

Commissioner of Agriculture

Vote For 1

	TOTAL	VOTE %		Election Day	Early Voting	Ballot By Mail	Provisional Ballots	Limited Ballots
REP Sid Miller	902	59.15%	<div><div></div></div>	238	643	21	0	0
DEM Susan Hays	623	40.85%	<div><div></div></div>	148	446	29	0	0
Total Votes Cast	1,525	100.00%	<div><div></div></div>	386	1,089	50	0	0
Overvotes	0			0	0	0	0	0
Undervotes	28			10	18	0	0	0
Contest Totals	1,553			396	1,107	50	0	0

Railroad Commissioner

Vote For 1

	TOTAL	VOTE %		Election Day	Early Voting	Ballot By Mail	Provisional Ballots	Limited Ballots
REP Wayne Christian	877	57.70%	<div><div></div></div>	229	628	20	0	0
DEM Luke Warford	604	39.74%	<div><div></div></div>	142	432	30	0	0
LIB Jaime Andres Diez	32	2.11%	<div><div></div></div>	10	22	0	0	0
GRN Hunter Wayne Crow	7	0.46%	<div><div></div></div>	3	4	0	0	0
Total Votes Cast	1,520	100.00%	<div><div></div></div>	384	1,086	50	0	0
Overvotes	0			0	0	0	0	0
Undervotes	33			12	21	0	0	0
Contest Totals	1,553			396	1,107	50	0	0

PCT 155

Justice, Supreme Court, Place 3

Vote For 1

	TOTAL	VOTE %		Election Day	Early Voting	Ballot By Mail	Provisional Ballots	Limited Ballots
REP Debra Lehrmann	889	58.53%	<div><div></div></div>	227	641	21	0	0
DEM Erin A. Nowell	605	39.83%	<div><div></div></div>	143	434	28	0	0
LIB Thomas Edward Oxford	25	1.65%	<div><div></div></div>	12	13	0	0	0
Total Votes Cast	1,519	100.00%	<div><div></div></div>	382	1,088	49	0	0
Overvotes	0			0	0	0	0	0
Undervotes	34			14	19	1	0	0
Contest Totals	1,553			396	1,107	50	0	0

Justice, Supreme Court, Place 5

Vote For 1

	TOTAL	VOTE %		Election Day	Early Voting	Ballot By Mail	Provisional Ballots	Limited Ballots
REP Rebeca Huddle	906	59.76%	<div><div></div></div>	239	645	22	0	0
DEM Amanda Reichel	610	40.24%	<div><div></div></div>	143	440	27	0	0
Total Votes Cast	1,516	100.00%	<div><div></div></div>	382	1,085	49	0	0
Overvotes	0			0	0	0	0	0
Undervotes	37			14	22	1	0	0
Contest Totals	1,553			396	1,107	50	0	0

Justice, Supreme Court, Place 9

Vote For 1

	TOTAL	VOTE %		Election Day	Early Voting	Ballot By Mail	Provisional Ballots	Limited Ballots
REP Evan Young	887	58.59%	<div><div></div></div>	232	633	22	0	0
DEM Julia Maldonado	627	41.41%	<div><div></div></div>	150	450	27	0	0
Total Votes Cast	1,514	100.00%	<div><div></div></div>	382	1,083	49	0	0
Overvotes	0			0	0	0	0	0
Undervotes	39			14	24	1	0	0
Contest Totals	1,553			396	1,107	50	0	0

Judge, Court of Criminal Appeals, Place 5

Vote For 1

	TOTAL	VOTE %		Election Day	Early Voting	Ballot By Mail	Provisional Ballots	Limited Ballots
REP Scott Walker	888	58.77%	<div><div></div></div>	234	634	20	0	0
DEM Dana Huffman	623	41.23%	<div><div></div></div>	146	447	30	0	0
Total Votes Cast	1,511	100.00%	<div><div></div></div>	380	1,081	50	0	0
Overvotes	0			0	0	0	0	0
Undervotes	42			16	26	0	0	0
Contest Totals	1,553			396	1,107	50	0	0

PCT 155

Judge, Court of Criminal Appeals, Place 6

Vote For 1

	TOTAL	VOTE %		Election Day	Early Voting	Ballot By Mail	Provisional Ballots	Limited Ballots
REP Jesse F. McClure, III	894	59.13%	<div><div></div></div>	234	641	19	0	0
DEM Robert Johnson	618	40.87%	<div><div></div></div>	145	443	30	0	0
Total Votes Cast	1,512	100.00%	<div><div></div></div>	379	1,084	49	0	0
Overvotes	0			0	0	0	0	0
Undervotes	41			17	23	1	0	0
Contest Totals	1,553			396	1,107	50	0	0

Member, State Board of Education, District 12 CCD

Vote For 1

	TOTAL	VOTE %		Election Day	Early Voting	Ballot By Mail	Provisional Ballots	Limited Ballots
REP Pam Little	876	57.86%	<div><div></div></div>	226	629	21	0	0
DEM Alex Cornwallis	599	39.56%	<div><div></div></div>	141	429	29	0	0
LIB Christy Mowrey	39	2.58%	<div><div></div></div>	13	26	0	0	0
Write-In Totals	0	0.00%	<div><div></div></div>	0	0	0	0	0
Total Votes Cast	1,514	100.00%	<div><div></div></div>	380	1,084	50	0	0
Overvotes	0			0	0	0	0	0
Undervotes	39			16	23	0	0	0
Contest Totals	1,553			396	1,107	50	0	0

State Senator, District 8

Vote For 1

	TOTAL	VOTE %		Election Day	Early Voting	Ballot By Mail	Provisional Ballots	Limited Ballots
REP Angela Paxton	846	55.77%	<div><div></div></div>	227	601	18	0	0
DEM Jonathan Cocks	625	41.20%	<div><div></div></div>	143	451	31	0	0
LIB Edward Kless	46	3.03%	<div><div></div></div>	14	31	1	0	0
Total Votes Cast	1,517	100.00%	<div><div></div></div>	384	1,083	50	0	0
Overvotes	0			0	0	0	0	0
Undervotes	36			12	24	0	0	0
Contest Totals	1,553			396	1,107	50	0	0

State Representative, District 61

Vote For 1

	TOTAL	VOTE %		Election Day	Early Voting	Ballot By Mail	Provisional Ballots	Limited Ballots
REP Frederick Frazier	891	58.77%	<div><div></div></div>	231	639	21	0	0
DEM Sheena King	625	41.23%	<div><div></div></div>	149	447	29	0	0
Total Votes Cast	1,516	100.00%	<div><div></div></div>	380	1,086	50	0	0
Overvotes	0			0	0	0	0	0
Undervotes	37			16	21	0	0	0
Contest Totals	1,553			396	1,107	50	0	0

PCT 155

Justice, 5th Court of Appeals District, Place 4

Vote For 1

	TOTAL	VOTE %		Election Day	Early Voting	Ballot By Mail	Provisional Ballots	Limited Ballots
REP Emily A. Miskel	897	59.56%	<div><div></div></div>	235	643	19	0	0
DEM Maricela Moore	609	40.44%	<div><div></div></div>	142	438	29	0	0
Total Votes Cast	1,506	100.00%	<div><div></div></div>	377	1,081	48	0	0
Overvotes	0			0	0	0	0	0
Undervotes	47			19	26	2	0	0
Contest Totals	1,553			396	1,107	50	0	0

Justice, 5th Court of Appeals District, Place 7

Vote For 1

	TOTAL	VOTE %		Election Day	Early Voting	Ballot By Mail	Provisional Ballots	Limited Ballots
REP Kristina Williams	891	59.20%	<div><div></div></div>	233	640	18	0	0
DEM Nancy Kennedy	614	40.80%	<div><div></div></div>	143	441	30	0	0
Total Votes Cast	1,505	100.00%	<div><div></div></div>	376	1,081	48	0	0
Overvotes	0			0	0	0	0	0
Undervotes	48			20	26	2	0	0
Contest Totals	1,553			396	1,107	50	0	0

County Judge CCD

Vote For 1

	TOTAL	VOTE %		Election Day	Early Voting	Ballot By Mail	Provisional Ballots	Limited Ballots
REP Chris Hill	883	58.40%	<div><div></div></div>	231	632	20	0	0
DEM Joshua Murray	629	41.60%	<div><div></div></div>	144	456	29	0	0
Total Votes Cast	1,512	100.00%	<div><div></div></div>	375	1,088	49	0	0
Overvotes	0			0	0	0	0	0
Undervotes	41			21	19	1	0	0
Contest Totals	1,553			396	1,107	50	0	0

District Clerk CCD

Vote For 1

	TOTAL	VOTE %		Election Day	Early Voting	Ballot By Mail	Provisional Ballots	Limited Ballots
REP Mike Gould	898	59.67%	<div><div></div></div>	232	647	19	0	0
DEM David Brignac	607	40.33%	<div><div></div></div>	144	433	30	0	0
Total Votes Cast	1,505	100.00%	<div><div></div></div>	376	1,080	49	0	0
Overvotes	0			0	0	0	0	0
Undervotes	48			20	27	1	0	0
Contest Totals	1,553			396	1,107	50	0	0

PCT 155

Justice of the Peace, Precinct 4

Vote For 1

	TOTAL	VOTE %		Election Day	Early Voting	Ballot By Mail	Provision al Ballots	Limited Ballots
REP Vincent Venegoni	885	58.92%	<div><div></div></div>	225	640	20	0	0
DEM Adam Kern	617	41.08%	<div><div></div></div>	149	438	30	0	0
Total Votes Cast	1,502	100.00%	<div><div></div></div>	374	1,078	50	0	0
Overvotes	0			0	0	0	0	0
Undervotes	51			22	29	0	0	0
Contest Totals	1,553			396	1,107	50	0	0

PCT 156

U. S. Representative District 3

Vote For 1

	TOTAL	VOTE %		Election Day	Early Voting	Ballot By Mail	Provisional Ballots	Limited Ballots
REP Keith Self	1,003	54.42%	<div><div></div></div>	271	709	22	1	0
DEM Sandeep Srivastava	786	42.65%	<div><div></div></div>	174	585	27	0	0
LIB Christopher Claytor	54	2.93%	<div><div></div></div>	16	38	0	0	0
Total Votes Cast	1,843	100.00%	<div><div></div></div>	461	1,332	49	1	0
Overvotes	0			0	0	0	0	0
Undervotes	27			13	13	1	0	0
Contest Totals	1,870			474	1,345	50	1	0

Governor

Vote For 1

	TOTAL	VOTE %		Election Day	Early Voting	Ballot By Mail	Provisional Ballots	Limited Ballots
REP Greg Abbott	971	52.26%	<div><div></div></div>	257	691	22	1	0
DEM Beto O'Rourke	850	45.75%	<div><div></div></div>	202	621	27	0	0
LIB Mark Tippetts	33	1.78%	<div><div></div></div>	9	24	0	0	0
GRN Delilah Barrios	3	0.16%	<div><div></div></div>	0	3	0	0	0
Write-In Totals	1	0.05%	<div><div></div></div>	1	0	0	0	0
Total Votes Cast	1,858	100.00%	<div><div></div></div>	469	1,339	49	1	0
Overvotes	0			0	0	0	0	0
Undervotes	12			5	6	1	0	0
Contest Totals	1,870			474	1,345	50	1	0

Lieutenant Governor

Vote For 1

	TOTAL	VOTE %		Election Day	Early Voting	Ballot By Mail	Provisional Ballots	Limited Ballots
REP Dan Patrick	956	51.87%	<div><div></div></div>	253	680	22	1	0
DEM Mike Collier	830	45.04%	<div><div></div></div>	195	608	27	0	0
LIB Shanna Steele	57	3.09%	<div><div></div></div>	16	40	1	0	0
Total Votes Cast	1,843	100.00%	<div><div></div></div>	464	1,328	50	1	0
Overvotes	0			0	0	0	0	0
Undervotes	27			10	17	0	0	0
Contest Totals	1,870			474	1,345	50	1	0

Attorney General

Vote For 1

	TOTAL	VOTE %		Election Day	Early Voting	Ballot By Mail	Provisional Ballots	Limited Ballots
REP Ken Paxton	938	51.09%	<div><div></div></div>	257	658	22	1	0
DEM Rochelle Mercedes Garza	822	44.77%	<div><div></div></div>	187	607	28	0	0
LIB Mark Ash	76	4.14%	<div><div></div></div>	19	57	0	0	0
Total Votes Cast	1,836	100.00%	<div><div></div></div>	463	1,322	50	1	0
Overvotes	0			0	0	0	0	0
Undervotes	34			11	23	0	0	0
Contest Totals	1,870			474	1,345	50	1	0

PCT 156

Comptroller of Public Accounts

Vote For 1

	TOTAL	VOTE %		Election Day	Early Voting	Ballot By Mail	Provisional Ballots	Limited Ballots
REP Glenn Hegar	999	54.50%	<div><div></div></div>	266	712	20	1	0
DEM Janet T. Dudding	789	43.04%	<div><div></div></div>	180	581	28	0	0
LIB V. Alonzo Echevarria-Garza	45	2.46%	<div><div></div></div>	14	31	0	0	0
Total Votes Cast	1,833	100.00%	<div><div></div></div>	460	1,324	48	1	0
Overvotes	0			0	0	0	0	0
Undervotes	37			14	21	2	0	0
Contest Totals	1,870			474	1,345	50	1	0

Commissioner of the General Land Office

Vote For 1

	TOTAL	VOTE %		Election Day	Early Voting	Ballot By Mail	Provisional Ballots	Limited Ballots
REP Dawn Buckingham	1,004	55.16%	<div><div></div></div>	263	719	21	1	0
DEM Jay Kleberg	787	43.24%	<div><div></div></div>	181	579	27	0	0
GRN Alfred Molison, Jr	29	1.59%	<div><div></div></div>	7	21	1	0	0
Write-In Totals	0	0.00%	<div><div></div></div>	0	0	0	0	0
Total Votes Cast	1,820	100.00%	<div><div></div></div>	451	1,319	49	1	0
Overvotes	0			0	0	0	0	0
Undervotes	50			23	26	1	0	0
Contest Totals	1,870			474	1,345	50	1	0

Commissioner of Agriculture

Vote For 1

	TOTAL	VOTE %		Election Day	Early Voting	Ballot By Mail	Provisional Ballots	Limited Ballots
REP Sid Miller	1,008	55.57%	<div><div></div></div>	268	717	22	1	0
DEM Susan Hays	806	44.43%	<div><div></div></div>	187	593	26	0	0
Total Votes Cast	1,814	100.00%	<div><div></div></div>	455	1,310	48	1	0
Overvotes	0			0	0	0	0	0
Undervotes	56			19	35	2	0	0
Contest Totals	1,870			474	1,345	50	1	0

Railroad Commissioner

Vote For 1

	TOTAL	VOTE %		Election Day	Early Voting	Ballot By Mail	Provisional Ballots	Limited Ballots
REP Wayne Christian	983	53.77%	<div><div></div></div>	260	700	22	1	0
DEM Luke Warford	766	41.90%	<div><div></div></div>	171	570	25	0	0
LIB Jaime Andres Diez	62	3.39%	<div><div></div></div>	19	42	1	0	0
GRN Hunter Wayne Crow	17	0.93%	<div><div></div></div>	4	12	1	0	0
Total Votes Cast	1,828	100.00%	<div><div></div></div>	454	1,324	49	1	0
Overvotes	0			0	0	0	0	0
Undervotes	42			20	21	1	0	0
Contest Totals	1,870			474	1,345	50	1	0

PCT 156

Justice, Supreme Court, Place 3

Vote For 1

	TOTAL	VOTE %		Election Day	Early Voting	Ballot By Mail	Provisional Ballots	Limited Ballots
REP Debra Lehrmann	968	53.42%	<div><div></div></div>	257	688	22	1	0
DEM Erin A. Nowell	794	43.82%	<div><div></div></div>	182	585	27	0	0
LIB Thomas Edward Oxford	50	2.76%	<div><div></div></div>	17	33	0	0	0
Total Votes Cast	1,812	100.00%	<div><div></div></div>	456	1,306	49	1	0
Overvotes	0			0	0	0	0	0
Undervotes	58			18	39	1	0	0
Contest Totals	1,870			474	1,345	50	1	0

Justice, Supreme Court, Place 5

Vote For 1

	TOTAL	VOTE %		Election Day	Early Voting	Ballot By Mail	Provisional Ballots	Limited Ballots
REP Rebeca Huddle	1,000	55.46%	<div><div></div></div>	269	709	21	1	0
DEM Amanda Reichel	803	44.54%	<div><div></div></div>	184	590	29	0	0
Total Votes Cast	1,803	100.00%	<div><div></div></div>	453	1,299	50	1	0
Overvotes	0			0	0	0	0	0
Undervotes	67			21	46	0	0	0
Contest Totals	1,870			474	1,345	50	1	0

Justice, Supreme Court, Place 9

Vote For 1

	TOTAL	VOTE %		Election Day	Early Voting	Ballot By Mail	Provisional Ballots	Limited Ballots
REP Evan Young	1,002	55.51%	<div><div></div></div>	269	709	23	1	0
DEM Julia Maldonado	803	44.49%	<div><div></div></div>	187	589	27	0	0
Total Votes Cast	1,805	100.00%	<div><div></div></div>	456	1,298	50	1	0
Overvotes	0			0	0	0	0	0
Undervotes	65			18	47	0	0	0
Contest Totals	1,870			474	1,345	50	1	0

Judge, Court of Criminal Appeals, Place 5

Vote For 1

	TOTAL	VOTE %		Election Day	Early Voting	Ballot By Mail	Provisional Ballots	Limited Ballots
REP Scott Walker	996	55.46%	<div><div></div></div>	265	710	20	1	0
DEM Dana Huffman	800	44.54%	<div><div></div></div>	186	586	28	0	0
Total Votes Cast	1,796	100.00%	<div><div></div></div>	451	1,296	48	1	0
Overvotes	0			0	0	0	0	0
Undervotes	74			23	49	2	0	0
Contest Totals	1,870			474	1,345	50	1	0

PCT 156

Judge, Court of Criminal Appeals, Place 6

Vote For 1

	TOTAL	VOTE %		Election Day	Early Voting	Ballot By Mail	Provisional Ballots	Limited Ballots
REP Jesse F. McClure, III	1,002	55.76%	<div><div></div></div>	266	713	22	1	0
DEM Robert Johnson	795	44.24%	<div><div></div></div>	185	584	26	0	0
Total Votes Cast	1,797	100.00%	<div><div></div></div>	451	1,297	48	1	0
Overvotes	0			0	0	0	0	0
Undervotes	73			23	48	2	0	0
Contest Totals	1,870			474	1,345	50	1	0

Member, State Board of Education, District 12 CCD

Vote For 1

	TOTAL	VOTE %		Election Day	Early Voting	Ballot By Mail	Provisional Ballots	Limited Ballots
REP Pam Little	970	53.56%	<div><div></div></div>	259	688	22	1	0
DEM Alex Cornwallis	774	42.74%	<div><div></div></div>	176	572	26	0	0
LIB Christy Mowrey	67	3.70%	<div><div></div></div>	20	46	1	0	0
Write-In Totals	0	0.00%	<div><div></div></div>	0	0	0	0	0
Total Votes Cast	1,811	100.00%	<div><div></div></div>	455	1,306	49	1	0
Overvotes	0			0	0	0	0	0
Undervotes	59			19	39	1	0	0
Contest Totals	1,870			474	1,345	50	1	0

State Senator, District 8

Vote For 1

	TOTAL	VOTE %		Election Day	Early Voting	Ballot By Mail	Provisional Ballots	Limited Ballots
REP Angela Paxton	948	52.15%	<div><div></div></div>	266	660	21	1	0
DEM Jonathan Cocks	810	44.55%	<div><div></div></div>	177	606	27	0	0
LIB Edward Kless	60	3.30%	<div><div></div></div>	19	39	2	0	0
Total Votes Cast	1,818	100.00%	<div><div></div></div>	462	1,305	50	1	0
Overvotes	0			0	0	0	0	0
Undervotes	52			12	40	0	0	0
Contest Totals	1,870			474	1,345	50	1	0

State Representative, District 61

Vote For 1

	TOTAL	VOTE %		Election Day	Early Voting	Ballot By Mail	Provisional Ballots	Limited Ballots
REP Frederick Frazier	983	55.01%	<div><div></div></div>	270	693	19	1	0
DEM Sheena King	804	44.99%	<div><div></div></div>	185	589	30	0	0
Total Votes Cast	1,787	100.00%	<div><div></div></div>	455	1,282	49	1	0
Overvotes	0			0	0	0	0	0
Undervotes	83			19	63	1	0	0
Contest Totals	1,870			474	1,345	50	1	0

PCT 156

Justice, 5th Court of Appeals District, Place 4

Vote For 1

	TOTAL	VOTE %		Election Day	Early Voting	Ballot By Mail	Provisional Ballots	Limited Ballots
REP Emily A. Miskel	998	55.82%	<div><div></div></div>	262	714	21	1	0
DEM Maricela Moore	790	44.18%	<div><div></div></div>	185	578	27	0	0
Total Votes Cast	1,788	100.00%	<div><div></div></div>	447	1,292	48	1	0
Overvotes	0			0	0	0	0	0
Undervotes	82			27	53	2	0	0
Contest Totals	1,870			474	1,345	50	1	0

Justice, 5th Court of Appeals District, Place 7

Vote For 1

	TOTAL	VOTE %		Election Day	Early Voting	Ballot By Mail	Provisional Ballots	Limited Ballots
REP Kristina Williams	996	55.64%	<div><div></div></div>	262	712	21	1	0
DEM Nancy Kennedy	794	44.36%	<div><div></div></div>	184	583	27	0	0
Total Votes Cast	1,790	100.00%	<div><div></div></div>	446	1,295	48	1	0
Overvotes	0			0	0	0	0	0
Undervotes	80			28	50	2	0	0
Contest Totals	1,870			474	1,345	50	1	0

County Judge CCD

Vote For 1

	TOTAL	VOTE %		Election Day	Early Voting	Ballot By Mail	Provisional Ballots	Limited Ballots
REP Chris Hill	1,010	55.62%	<div><div></div></div>	272	716	21	1	0
DEM Joshua Murray	806	44.38%	<div><div></div></div>	186	592	28	0	0
Total Votes Cast	1,816	100.00%	<div><div></div></div>	458	1,308	49	1	0
Overvotes	1			0	0	1	0	0
Undervotes	53			16	37	0	0	0
Contest Totals	1,870			474	1,345	50	1	0

District Clerk CCD

Vote For 1

	TOTAL	VOTE %		Election Day	Early Voting	Ballot By Mail	Provisional Ballots	Limited Ballots
REP Mike Gould	1,009	56.09%	<div><div></div></div>	270	717	21	1	0
DEM David Brignac	790	43.91%	<div><div></div></div>	182	581	27	0	0
Total Votes Cast	1,799	100.00%	<div><div></div></div>	452	1,298	48	1	0
Overvotes	0			0	0	0	0	0
Undervotes	71			22	47	2	0	0
Contest Totals	1,870			474	1,345	50	1	0

PCT 157

U. S. Representative District 3

Vote For 1

	TOTAL	VOTE %		Election Day	Early Voting	Ballot By Mail	Provisional Ballots	Limited Ballots
REP Keith Self	1,078	50.44%	<div><div></div></div>	282	781	14	1	0
DEM Sandeep Srivastava	998	46.70%	<div><div></div></div>	241	727	28	2	0
LIB Christopher Claytor	61	2.85%	<div><div></div></div>	18	43	0	0	0
Total Votes Cast	2,137	100.00%	<div><div></div></div>	541	1,551	42	3	0
Overvotes	0			0	0	0	0	0
Undervotes	27			10	15	2	0	0
Contest Totals	2,164			551	1,566	44	3	0

Governor

Vote For 1

	TOTAL	VOTE %		Election Day	Early Voting	Ballot By Mail	Provisional Ballots	Limited Ballots
REP Greg Abbott	1,053	48.73%	<div><div></div></div>	275	764	13	1	0
DEM Beto O'Rourke	1,080	49.98%	<div><div></div></div>	266	781	31	2	0
LIB Mark Tippetts	20	0.93%	<div><div></div></div>	7	13	0	0	0
GRN Delilah Barrios	5	0.23%	<div><div></div></div>	1	4	0	0	0
Write-In Totals	3	0.14%	<div><div></div></div>	2	1	0	0	0
Total Votes Cast	2,161	100.00%	<div><div></div></div>	551	1,563	44	3	0
Overvotes	0			0	0	0	0	0
Undervotes	3			0	3	0	0	0
Contest Totals	2,164			551	1,566	44	3	0

Lieutenant Governor

Vote For 1

	TOTAL	VOTE %		Election Day	Early Voting	Ballot By Mail	Provisional Ballots	Limited Ballots
REP Dan Patrick	1,018	47.59%	<div><div></div></div>	271	733	13	1	0
DEM Mike Collier	1,083	50.63%	<div><div></div></div>	256	795	30	2	0
LIB Shanna Steele	38	1.78%	<div><div></div></div>	9	29	0	0	0
Total Votes Cast	2,139	100.00%	<div><div></div></div>	536	1,557	43	3	0
Overvotes	0			0	0	0	0	0
Undervotes	25			15	9	1	0	0
Contest Totals	2,164			551	1,566	44	3	0

Attorney General

Vote For 1

	TOTAL	VOTE %		Election Day	Early Voting	Ballot By Mail	Provisional Ballots	Limited Ballots
REP Ken Paxton	997	46.74%	<div><div></div></div>	265	718	13	1	0
DEM Rochelle Mercedes Garza	1,067	50.02%	<div><div></div></div>	252	782	31	2	0
LIB Mark Ash	69	3.23%	<div><div></div></div>	18	51	0	0	0
Total Votes Cast	2,133	100.00%	<div><div></div></div>	535	1,551	44	3	0
Overvotes	0			0	0	0	0	0
Undervotes	31			16	15	0	0	0
Contest Totals	2,164			551	1,566	44	3	0

PCT 157

Comptroller of Public Accounts

Vote For 1

	TOTAL	VOTE %		Election Day	Early Voting	Ballot By Mail	Provisional Ballots	Limited Ballots
REP Glenn Hegar	1,109	52.31%	<div><div></div></div>	292	803	13	1	0
DEM Janet T. Dudding	977	46.08%	<div><div></div></div>	228	721	26	2	0
LIB V. Alonzo Echevarria-Garza	34	1.60%	<div><div></div></div>	14	18	2	0	0
Total Votes Cast	2,120	100.00%	<div><div></div></div>	534	1,542	41	3	0
Overvotes	0			0	0	0	0	0
Undervotes	44			17	24	3	0	0
Contest Totals	2,164			551	1,566	44	3	0

Commissioner of the General Land Office

Vote For 1

	TOTAL	VOTE %		Election Day	Early Voting	Ballot By Mail	Provisional Ballots	Limited Ballots
REP Dawn Buckingham	1,104	52.22%	<div><div></div></div>	298	793	12	1	0
DEM Jay Kleberg	989	46.78%	<div><div></div></div>	234	728	25	2	0
GRN Alfred Molison, Jr	20	0.95%	<div><div></div></div>	5	14	1	0	0
Write-In Totals	1	0.05%	<div><div></div></div>	1	0	0	0	0
Total Votes Cast	2,114	100.00%	<div><div></div></div>	538	1,535	38	3	0
Overvotes	0			0	0	0	0	0
Undervotes	50			13	31	6	0	0
Contest Totals	2,164			551	1,566	44	3	0

Commissioner of Agriculture

Vote For 1

	TOTAL	VOTE %		Election Day	Early Voting	Ballot By Mail	Provisional Ballots	Limited Ballots
REP Sid Miller	1,087	51.59%	<div><div></div></div>	298	777	11	1	0
DEM Susan Hays	1,020	48.41%	<div><div></div></div>	236	755	27	2	0
Total Votes Cast	2,107	100.00%	<div><div></div></div>	534	1,532	38	3	0
Overvotes	0			0	0	0	0	0
Undervotes	57			17	34	6	0	0
Contest Totals	2,164			551	1,566	44	3	0

Railroad Commissioner

Vote For 1

	TOTAL	VOTE %		Election Day	Early Voting	Ballot By Mail	Provisional Ballots	Limited Ballots
REP Wayne Christian	1,058	50.21%	<div><div></div></div>	287	759	11	1	0
DEM Luke Warford	984	46.70%	<div><div></div></div>	229	728	25	2	0
LIB Jaime Andres Diez	46	2.18%	<div><div></div></div>	14	31	1	0	0
GRN Hunter Wayne Crow	19	0.90%	<div><div></div></div>	4	14	1	0	0
Total Votes Cast	2,107	100.00%	<div><div></div></div>	534	1,532	38	3	0
Overvotes	0			0	0	0	0	0
Undervotes	57			17	34	6	0	0
Contest Totals	2,164			551	1,566	44	3	0

PCT 157

Justice, Supreme Court, Place 3

Vote For 1

	TOTAL	VOTE %		Election Day	Early Voting	Ballot By Mail	Provision al Ballots	Limited Ballots
REP Debra Lehrmann	1,094	51.75%	<div><div></div></div>	294	787	12	1	0
DEM Erin A. Nowell	990	46.83%	<div><div></div></div>	234	727	27	2	0
LIB Thomas Edward Oxford	30	1.42%	<div><div></div></div>	8	22	0	0	0
Total Votes Cast	2,114	100.00%	<div><div></div></div>	536	1,536	39	3	0
Overvotes	0			0	0	0	0	0
Undervotes	50			15	30	5	0	0
Contest Totals	2,164			551	1,566	44	3	0

Justice, Supreme Court, Place 5

Vote For 1

	TOTAL	VOTE %		Election Day	Early Voting	Ballot By Mail	Provision al Ballots	Limited Ballots
REP Rebeca Huddle	1,095	51.97%	<div><div></div></div>	291	792	11	1	0
DEM Amanda Reichel	1,012	48.03%	<div><div></div></div>	245	737	28	2	0
Total Votes Cast	2,107	100.00%	<div><div></div></div>	536	1,529	39	3	0
Overvotes	0			0	0	0	0	0
Undervotes	57			15	37	5	0	0
Contest Totals	2,164			551	1,566	44	3	0

Justice, Supreme Court, Place 9

Vote For 1

	TOTAL	VOTE %		Election Day	Early Voting	Ballot By Mail	Provision al Ballots	Limited Ballots
REP Evan Young	1,081	51.35%	<div><div></div></div>	290	777	13	1	0
DEM Julia Maldonado	1,024	48.65%	<div><div></div></div>	246	750	26	2	0
Total Votes Cast	2,105	100.00%	<div><div></div></div>	536	1,527	39	3	0
Overvotes	0			0	0	0	0	0
Undervotes	59			15	39	5	0	0
Contest Totals	2,164			551	1,566	44	3	0

Judge, Court of Criminal Appeals, Place 5

Vote For 1

	TOTAL	VOTE %		Election Day	Early Voting	Ballot By Mail	Provision al Ballots	Limited Ballots
REP Scott Walker	1,080	51.63%	<div><div></div></div>	292	776	11	1	0
DEM Dana Huffman	1,012	48.37%	<div><div></div></div>	240	743	27	2	0
Total Votes Cast	2,092	100.00%	<div><div></div></div>	532	1,519	38	3	0
Overvotes	0			0	0	0	0	0
Undervotes	72			19	47	6	0	0
Contest Totals	2,164			551	1,566	44	3	0

PCT 157

Judge, Court of Criminal Appeals, Place 6

Vote For 1

	TOTAL	VOTE %		Election Day	Early Voting	Ballot By Mail	Provisional Ballots	Limited Ballots
REP Jesse F. McClure, III	1,084	51.92%	<div><div></div></div>	291	780	12	1	0
DEM Robert Johnson	1,004	48.08%	<div><div></div></div>	239	738	25	2	0
Total Votes Cast	2,088	100.00%	<div><div></div></div>	530	1,518	37	3	0
Overvotes	0			0	0	0	0	0
Undervotes	76			21	48	7	0	0
Contest Totals	2,164			551	1,566	44	3	0

Member, State Board of Education, District 12 CCD

Vote For 1

	TOTAL	VOTE %		Election Day	Early Voting	Ballot By Mail	Provisional Ballots	Limited Ballots
REP Pam Little	1,065	50.76%	<div><div></div></div>	277	774	13	1	0
DEM Alex Cornwallis	981	46.76%	<div><div></div></div>	229	725	25	2	0
LIB Christy Mowrey	51	2.43%	<div><div></div></div>	20	31	0	0	0
Write-In Totals	1	0.05%	<div><div></div></div>	1	0	0	0	0
Total Votes Cast	2,098	100.00%	<div><div></div></div>	527	1,530	38	3	0
Overvotes	0			0	0	0	0	0
Undervotes	66			24	36	6	0	0
Contest Totals	2,164			551	1,566	44	3	0

State Senator, District 8

Vote For 1

	TOTAL	VOTE %		Election Day	Early Voting	Ballot By Mail	Provisional Ballots	Limited Ballots
REP Angela Paxton	1,010	47.94%	<div><div></div></div>	275	721	13	1	0
DEM Jonathan Cocks	1,045	49.60%	<div><div></div></div>	245	769	29	2	0
LIB Edward Kless	52	2.47%	<div><div></div></div>	10	42	0	0	0
Total Votes Cast	2,107	100.00%	<div><div></div></div>	530	1,532	42	3	0
Overvotes	0			0	0	0	0	0
Undervotes	57			21	34	2	0	0
Contest Totals	2,164			551	1,566	44	3	0

State Representative, District 67

Vote For 1

	TOTAL	VOTE %		Election Day	Early Voting	Ballot By Mail	Provisional Ballots	Limited Ballots
REP Jeff Leach	1,108	52.51%	<div><div></div></div>	291	800	16	1	0
DEM Kevin Morris	1,002	47.49%	<div><div></div></div>	240	735	25	2	0
Total Votes Cast	2,110	100.00%	<div><div></div></div>	531	1,535	41	3	0
Overvotes	0			0	0	0	0	0
Undervotes	54			20	31	3	0	0
Contest Totals	2,164			551	1,566	44	3	0

PCT 157

Justice, 5th Court of Appeals District, Place 4

Vote For 1

	TOTAL	VOTE %		Election Day	Early Voting	Ballot By Mail	Provisional Ballots	Limited Ballots
REP Emily A. Miskel	1,094	52.39%	<div><div></div></div>	290	792	11	1	0
DEM Maricela Moore	994	47.61%	<div><div></div></div>	242	724	26	2	0
Total Votes Cast	2,088	100.00%	<div><div></div></div>	532	1,516	37	3	0
Overvotes	0			0	0	0	0	0
Undervotes	76			19	50	7	0	0
Contest Totals	2,164			551	1,566	44	3	0

Justice, 5th Court of Appeals District, Place 7

Vote For 1

	TOTAL	VOTE %		Election Day	Early Voting	Ballot By Mail	Provisional Ballots	Limited Ballots
REP Kristina Williams	1,081	51.77%	<div><div></div></div>	286	783	11	1	0
DEM Nancy Kennedy	1,007	48.23%	<div><div></div></div>	245	734	26	2	0
Total Votes Cast	2,088	100.00%	<div><div></div></div>	531	1,517	37	3	0
Overvotes	0			0	0	0	0	0
Undervotes	76			20	49	7	0	0
Contest Totals	2,164			551	1,566	44	3	0

County Judge CCD

Vote For 1

	TOTAL	VOTE %		Election Day	Early Voting	Ballot By Mail	Provisional Ballots	Limited Ballots
REP Chris Hill	1,082	51.35%	<div><div></div></div>	289	781	11	1	0
DEM Joshua Murray	1,025	48.65%	<div><div></div></div>	243	751	29	2	0
Total Votes Cast	2,107	100.00%	<div><div></div></div>	532	1,532	40	3	0
Overvotes	0			0	0	0	0	0
Undervotes	57			19	34	4	0	0
Contest Totals	2,164			551	1,566	44	3	0

District Clerk CCD

Vote For 1

	TOTAL	VOTE %		Election Day	Early Voting	Ballot By Mail	Provisional Ballots	Limited Ballots
REP Mike Gould	1,097	52.51%	<div><div></div></div>	285	799	12	1	0
DEM David Brignac	992	47.49%	<div><div></div></div>	242	722	26	2	0
Total Votes Cast	2,089	100.00%	<div><div></div></div>	527	1,521	38	3	0
Overvotes	0			0	0	0	0	0
Undervotes	75			24	45	6	0	0
Contest Totals	2,164			551	1,566	44	3	0

PCT 157

County Commissioner, Precinct 4

Vote For 1

	TOTAL	VOTE %		Election Day	Early Voting	Ballot By Mail	Provision al Ballots	Limited Ballots
REP Duncan Webb	1,092	52.35%	<div><div></div></div>	287	792	12	1	0
DEM Jeffrey Williams	994	47.65%	<div><div></div></div>	239	728	25	2	0
Total Votes Cast	2,086	100.00%	<div><div></div></div>	526	1,520	37	3	0
Overvotes	0			0	0	0	0	0
Undervotes	78			25	46	7	0	0
Contest Totals	2,164			551	1,566	44	3	0

PCT 158

U. S. Representative, District 4

Vote For 1

	TOTAL	VOTE %		Election Day	Early Voting	Ballot By Mail	Provisional Ballots	Limited Ballots
REP Pat Fallon	619	44.37%	<div><div></div></div>	211	398	10	0	0
DEM Iro Omere	739	52.97%	<div><div></div></div>	211	513	14	1	0
LIB John Simmons	37	2.65%	<div><div></div></div>	17	17	3	0	0
Total Votes Cast	1,395	100.00%	<div><div></div></div>	439	928	27	1	0
Overvotes	0			0	0	0	0	0
Undervotes	32			11	20	1	0	0
Contest Totals	1,427			450	948	28	1	0

Governor

Vote For 1

	TOTAL	VOTE %		Election Day	Early Voting	Ballot By Mail	Provisional Ballots	Limited Ballots
REP Greg Abbott	611	42.97%	<div><div></div></div>	200	400	11	0	0
DEM Beto O'Rourke	787	55.34%	<div><div></div></div>	234	538	14	1	0
LIB Mark Tippetts	20	1.41%	<div><div></div></div>	10	7	3	0	0
GRN Delilah Barrios	3	0.21%	<div><div></div></div>	2	1	0	0	0
Write-In Totals	2	0.14%	<div><div></div></div>	0	2	0	0	0
Total Votes Cast	1,422	100.00%	<div><div></div></div>	446	947	28	1	0
Overvotes	0			0	0	0	0	0
Undervotes	5			4	1	0	0	0
Contest Totals	1,427			450	948	28	1	0

Lieutenant Governor

Vote For 1

	TOTAL	VOTE %		Election Day	Early Voting	Ballot By Mail	Provisional Ballots	Limited Ballots
REP Dan Patrick	598	42.50%	<div><div></div></div>	204	385	9	0	0
DEM Mike Collier	773	54.94%	<div><div></div></div>	223	534	15	1	0
LIB Shanna Steele	36	2.56%	<div><div></div></div>	15	18	3	0	0
Total Votes Cast	1,407	100.00%	<div><div></div></div>	442	937	27	1	0
Overvotes	0			0	0	0	0	0
Undervotes	20			8	11	1	0	0
Contest Totals	1,427			450	948	28	1	0

Attorney General

Vote For 1

	TOTAL	VOTE %		Election Day	Early Voting	Ballot By Mail	Provisional Ballots	Limited Ballots
REP Ken Paxton	584	41.83%	<div><div></div></div>	198	375	11	0	0
DEM Rochelle Mercedes Garza	770	55.16%	<div><div></div></div>	229	526	14	1	0
LIB Mark Ash	42	3.01%	<div><div></div></div>	13	26	3	0	0
Total Votes Cast	1,396	100.00%	<div><div></div></div>	440	927	28	1	0
Overvotes	0			0	0	0	0	0
Undervotes	31			10	21	0	0	0
Contest Totals	1,427			450	948	28	1	0

PCT 158

Comptroller of Public Accounts

Vote For 1

	TOTAL	VOTE %		Election Day	Early Voting	Ballot By Mail	Provisional Ballots	Limited Ballots
REP Glenn Hegar	640	46.01%	<div><div></div></div>	220	409	11	0	0
DEM Janet T. Dudding	731	52.55%	<div><div></div></div>	205	511	14	1	0
LIB V. Alonzo Echevarria-Garza	20	1.44%	<div><div></div></div>	9	9	2	0	0
Total Votes Cast	1,391	100.00%	<div><div></div></div>	434	929	27	1	0
Overvotes	0			0	0	0	0	0
Undervotes	36			16	19	1	0	0
Contest Totals	1,427			450	948	28	1	0

Commissioner of the General Land Office

Vote For 1

	TOTAL	VOTE %		Election Day	Early Voting	Ballot By Mail	Provisional Ballots	Limited Ballots
REP Dawn Buckingham	640	46.08%	<div><div></div></div>	218	410	12	0	0
DEM Jay Kleberg	733	52.77%	<div><div></div></div>	211	507	14	1	0
GRN Alfred Molison, Jr	14	1.01%	<div><div></div></div>	6	8	0	0	0
Write-In Totals	2	0.14%	<div><div></div></div>	1	1	0	0	0
Total Votes Cast	1,389	100.00%	<div><div></div></div>	436	926	26	1	0
Overvotes	0			0	0	0	0	0
Undervotes	38			14	22	2	0	0
Contest Totals	1,427			450	948	28	1	0

Commissioner of Agriculture

Vote For 1

	TOTAL	VOTE %		Election Day	Early Voting	Ballot By Mail	Provisional Ballots	Limited Ballots
REP Sid Miller	645	46.67%	<div><div></div></div>	218	415	12	0	0
DEM Susan Hays	737	53.33%	<div><div></div></div>	213	510	13	1	0
Total Votes Cast	1,382	100.00%	<div><div></div></div>	431	925	25	1	0
Overvotes	0			0	0	0	0	0
Undervotes	45			19	23	3	0	0
Contest Totals	1,427			450	948	28	1	0

Railroad Commissioner

Vote For 1

	TOTAL	VOTE %		Election Day	Early Voting	Ballot By Mail	Provisional Ballots	Limited Ballots
REP Wayne Christian	632	45.47%	<div><div></div></div>	212	409	11	0	0
DEM Luke Warford	720	51.80%	<div><div></div></div>	203	503	13	1	0
LIB Jaime Andres Diez	28	2.01%	<div><div></div></div>	12	14	2	0	0
GRN Hunter Wayne Crow	10	0.72%	<div><div></div></div>	5	5	0	0	0
Total Votes Cast	1,390	100.00%	<div><div></div></div>	432	931	26	1	0
Overvotes	0			0	0	0	0	0
Undervotes	37			18	17	2	0	0
Contest Totals	1,427			450	948	28	1	0

PCT 158

Justice, Supreme Court, Place 3

Vote For 1

	TOTAL	VOTE %		Election Day	Early Voting	Ballot By Mail	Provisional Ballots	Limited Ballots
REP Debra Lehrmann	609	43.97%	<div><div></div></div>	207	392	10	0	0
DEM Erin A. Nowell	749	54.08%	<div><div></div></div>	217	518	13	1	0
LIB Thomas Edward Oxford	27	1.95%	<div><div></div></div>	10	14	3	0	0
Total Votes Cast	1,385	100.00%	<div><div></div></div>	434	924	26	1	0
Overvotes	0			0	0	0	0	0
Undervotes	42			16	24	2	0	0
Contest Totals	1,427			450	948	28	1	0

Justice, Supreme Court, Place 5

Vote For 1

	TOTAL	VOTE %		Election Day	Early Voting	Ballot By Mail	Provisional Ballots	Limited Ballots
REP Rebeca Huddle	627	45.34%	<div><div></div></div>	207	408	12	0	0
DEM Amanda Reichel	756	54.66%	<div><div></div></div>	227	515	13	1	0
Total Votes Cast	1,383	100.00%	<div><div></div></div>	434	923	25	1	0
Overvotes	0			0	0	0	0	0
Undervotes	44			16	25	3	0	0
Contest Totals	1,427			450	948	28	1	0

Justice, Supreme Court, Place 9

Vote For 1

	TOTAL	VOTE %		Election Day	Early Voting	Ballot By Mail	Provisional Ballots	Limited Ballots
REP Evan Young	614	44.46%	<div><div></div></div>	204	398	12	0	0
DEM Julia Maldonado	767	55.54%	<div><div></div></div>	228	525	13	1	0
Total Votes Cast	1,381	100.00%	<div><div></div></div>	432	923	25	1	0
Overvotes	0			0	0	0	0	0
Undervotes	46			18	25	3	0	0
Contest Totals	1,427			450	948	28	1	0

Judge, Court of Criminal Appeals, Place 5

Vote For 1

	TOTAL	VOTE %		Election Day	Early Voting	Ballot By Mail	Provisional Ballots	Limited Ballots
REP Scott Walker	621	44.93%	<div><div></div></div>	211	398	12	0	0
DEM Dana Huffman	761	55.07%	<div><div></div></div>	221	525	14	1	0
Total Votes Cast	1,382	100.00%	<div><div></div></div>	432	923	26	1	0
Overvotes	0			0	0	0	0	0
Undervotes	45			18	25	2	0	0
Contest Totals	1,427			450	948	28	1	0

PCT 158

Judge, Court of Criminal Appeals, Place 6

Vote For 1

	TOTAL	VOTE %		Election Day	Early Voting	Ballot By Mail	Provisional Ballots	Limited Ballots
REP Jesse F. McClure, III	625	45.59%	<div><div></div></div>	210	403	12	0	0
DEM Robert Johnson	746	54.41%	<div><div></div></div>	218	514	13	1	0
Total Votes Cast	1,371	100.00%	<div><div></div></div>	428	917	25	1	0
Overvotes	0			0	0	0	0	0
Undervotes	56			22	31	3	0	0
Contest Totals	1,427			450	948	28	1	0

Member, State Board of Education, District 12 CCD

Vote For 1

	TOTAL	VOTE %		Election Day	Early Voting	Ballot By Mail	Provisional Ballots	Limited Ballots
REP Pam Little	608	43.93%	<div><div></div></div>	202	396	10	0	0
DEM Alex Cornwallis	734	53.03%	<div><div></div></div>	217	502	14	1	0
LIB Christy Mowrey	41	2.96%	<div><div></div></div>	13	25	3	0	0
Write-In Totals	1	0.07%	<div><div></div></div>	1	0	0	0	0
Total Votes Cast	1,384	100.00%	<div><div></div></div>	433	923	27	1	0
Overvotes	0			0	0	0	0	0
Undervotes	43			17	25	1	0	0
Contest Totals	1,427			450	948	28	1	0

State Senator, District 8

Vote For 1

	TOTAL	VOTE %		Election Day	Early Voting	Ballot By Mail	Provisional Ballots	Limited Ballots
REP Angela Paxton	601	43.42%	<div><div></div></div>	204	387	10	0	0
DEM Jonathan Cocks	742	53.61%	<div><div></div></div>	214	513	14	1	0
LIB Edward Kless	41	2.96%	<div><div></div></div>	16	22	3	0	0
Total Votes Cast	1,384	100.00%	<div><div></div></div>	434	922	27	1	0
Overvotes	0			0	0	0	0	0
Undervotes	43			16	26	1	0	0
Contest Totals	1,427			450	948	28	1	0

Justice, 5th Court of Appeals District, Place 4

Vote For 1

	TOTAL	VOTE %		Election Day	Early Voting	Ballot By Mail	Provisional Ballots	Limited Ballots
REP Emily A. Miskel	628	45.74%	<div><div></div></div>	212	404	12	0	0
DEM Maricela Moore	745	54.26%	<div><div></div></div>	214	516	14	1	0
Total Votes Cast	1,373	100.00%	<div><div></div></div>	426	920	26	1	0
Overvotes	0			0	0	0	0	0
Undervotes	54			24	28	2	0	0
Contest Totals	1,427			450	948	28	1	0

PCT 158

Justice, 5th Court of Appeals District, Place 7

Vote For 1

	TOTAL	VOTE %		Election Day	Early Voting	Ballot By Mail	Provisional Ballots	Limited Ballots
REP Kristina Williams	616	44.87%	<div><div></div></div>	206	398	12	0	0
DEM Nancy Kennedy	757	55.13%	<div><div></div></div>	224	518	14	1	0
Total Votes Cast	1,373	100.00%	<div><div></div></div>	430	916	26	1	0
Overvotes	0			0	0	0	0	0
Undervotes	54			20	32	2	0	0
Contest Totals	1,427			450	948	28	1	0

County Judge CCD

Vote For 1

	TOTAL	VOTE %		Election Day	Early Voting	Ballot By Mail	Provisional Ballots	Limited Ballots
REP Chris Hill	634	45.74%	<div><div></div></div>	214	410	10	0	0
DEM Joshua Murray	752	54.26%	<div><div></div></div>	221	514	16	1	0
Total Votes Cast	1,386	100.00%	<div><div></div></div>	435	924	26	1	0
Overvotes	0			0	0	0	0	0
Undervotes	41			15	24	2	0	0
Contest Totals	1,427			450	948	28	1	0

District Clerk CCD

Vote For 1

	TOTAL	VOTE %		Election Day	Early Voting	Ballot By Mail	Provisional Ballots	Limited Ballots
REP Mike Gould	635	45.98%	<div><div></div></div>	217	406	12	0	0
DEM David Brignac	746	54.02%	<div><div></div></div>	216	515	14	1	0
Total Votes Cast	1,381	100.00%	<div><div></div></div>	433	921	26	1	0
Overvotes	0			0	0	0	0	0
Undervotes	46			17	27	2	0	0
Contest Totals	1,427			450	948	28	1	0

Justice of the Peace, Precinct 3

Vote For 1

	TOTAL	VOTE %		Election Day	Early Voting	Ballot By Mail	Provisional Ballots	Limited Ballots
REP Mike Missildine	631	45.76%	<div><div></div></div>	214	405	12	0	0
DEM Irvin Lynn Barrett	748	54.24%	<div><div></div></div>	217	516	14	1	0
Total Votes Cast	1,379	100.00%	<div><div></div></div>	431	921	26	1	0
Overvotes	0			0	0	0	0	0
Undervotes	48			19	27	2	0	0
Contest Totals	1,427			450	948	28	1	0

PCT 159

U. S. Representative District 3

Vote For 1

	TOTAL	VOTE %		Election Day	Early Voting	Ballot By Mail	Provisional Ballots	Limited Ballots
REP Keith Self	711	50.39%	<div><div></div></div>	212	487	11	1	0
DEM Sandeep Srivastava	663	46.99%	<div><div></div></div>	200	450	13	0	0
LIB Christopher Claytor	37	2.62%	<div><div></div></div>	17	19	1	0	0
Total Votes Cast	1,411	100.00%	<div><div></div></div>	429	956	25	1	0
Overvotes	0			0	0	0	0	0
Undervotes	34			13	20	1	0	0
Contest Totals	1,445			442	976	26	1	0

Governor

Vote For 1

	TOTAL	VOTE %		Election Day	Early Voting	Ballot By Mail	Provisional Ballots	Limited Ballots
REP Greg Abbott	694	48.26%	<div><div></div></div>	193	490	10	1	0
DEM Beto O'Rourke	722	50.21%	<div><div></div></div>	231	477	14	0	0
LIB Mark Tippetts	17	1.18%	<div><div></div></div>	12	4	1	0	0
GRN Delilah Barrios	5	0.35%	<div><div></div></div>	3	1	1	0	0
Write-In Totals	0	0.00%	<div><div></div></div>	0	0	0	0	0
Total Votes Cast	1,438	100.00%	<div><div></div></div>	439	972	26	1	0
Overvotes	0			0	0	0	0	0
Undervotes	7			3	4	0	0	0
Contest Totals	1,445			442	976	26	1	0

Lieutenant Governor

Vote For 1

	TOTAL	VOTE %		Election Day	Early Voting	Ballot By Mail	Provisional Ballots	Limited Ballots
REP Dan Patrick	675	47.74%	<div><div></div></div>	199	467	8	1	0
DEM Mike Collier	700	49.50%	<div><div></div></div>	207	478	15	0	0
LIB Shanna Steele	39	2.76%	<div><div></div></div>	21	15	3	0	0
Total Votes Cast	1,414	100.00%	<div><div></div></div>	427	960	26	1	0
Overvotes	0			0	0	0	0	0
Undervotes	31			15	16	0	0	0
Contest Totals	1,445			442	976	26	1	0

Attorney General

Vote For 1

	TOTAL	VOTE %		Election Day	Early Voting	Ballot By Mail	Provisional Ballots	Limited Ballots
REP Ken Paxton	658	47.03%	<div><div></div></div>	190	459	8	1	0
DEM Rochelle Mercedes Garza	692	49.46%	<div><div></div></div>	211	467	14	0	0
LIB Mark Ash	49	3.50%	<div><div></div></div>	20	25	4	0	0
Total Votes Cast	1,399	100.00%	<div><div></div></div>	421	951	26	1	0
Overvotes	0			0	0	0	0	0
Undervotes	46			21	25	0	0	0
Contest Totals	1,445			442	976	26	1	0

PCT 159

Comptroller of Public Accounts

Vote For 1

	TOTAL	VOTE %		Election Day	Early Voting	Ballot By Mail	Provisional Ballots	Limited Ballots
REP Glenn Hegar	718	51.36%	<div><div></div></div>	210	495	12	1	0
DEM Janet T. Dudding	641	45.85%	<div><div></div></div>	195	433	13	0	0
LIB V. Alonzo Echevarria-Garza	39	2.79%	<div><div></div></div>	18	20	1	0	0
Total Votes Cast	1,398	100.00%	<div><div></div></div>	423	948	26	1	0
Overvotes	0			0	0	0	0	0
Undervotes	47			19	28	0	0	0
Contest Totals	1,445			442	976	26	1	0

Commissioner of the General Land Office

Vote For 1

	TOTAL	VOTE %		Election Day	Early Voting	Ballot By Mail	Provisional Ballots	Limited Ballots
REP Dawn Buckingham	707	50.72%	<div><div></div></div>	206	490	10	1	0
DEM Jay Kleberg	666	47.78%	<div><div></div></div>	201	450	15	0	0
GRN Alfred Molison, Jr	20	1.43%	<div><div></div></div>	12	8	0	0	0
Write-In Totals	1	0.07%	<div><div></div></div>	0	1	0	0	0
Total Votes Cast	1,394	100.00%	<div><div></div></div>	419	949	25	1	0
Overvotes	0			0	0	0	0	0
Undervotes	51			23	27	1	0	0
Contest Totals	1,445			442	976	26	1	0

Commissioner of Agriculture

Vote For 1

	TOTAL	VOTE %		Election Day	Early Voting	Ballot By Mail	Provisional Ballots	Limited Ballots
REP Sid Miller	714	51.63%	<div><div></div></div>	206	497	10	1	0
DEM Susan Hays	669	48.37%	<div><div></div></div>	206	448	15	0	0
Total Votes Cast	1,383	100.00%	<div><div></div></div>	412	945	25	1	0
Overvotes	0			0	0	0	0	0
Undervotes	62			30	31	1	0	0
Contest Totals	1,445			442	976	26	1	0

Railroad Commissioner

Vote For 1

	TOTAL	VOTE %		Election Day	Early Voting	Ballot By Mail	Provisional Ballots	Limited Ballots
REP Wayne Christian	703	50.58%	<div><div></div></div>	202	490	10	1	0
DEM Luke Warford	635	45.68%	<div><div></div></div>	188	433	14	0	0
LIB Jaime Andres Diez	37	2.66%	<div><div></div></div>	21	15	1	0	0
GRN Hunter Wayne Crow	15	1.08%	<div><div></div></div>	7	8	0	0	0
Total Votes Cast	1,390	100.00%	<div><div></div></div>	418	946	25	1	0
Overvotes	0			0	0	0	0	0
Undervotes	55			24	30	1	0	0
Contest Totals	1,445			442	976	26	1	0

PCT 159

Justice, Supreme Court, Place 3

Vote For 1

	TOTAL	VOTE %		Election Day	Early Voting	Ballot By Mail	Provisional Ballots	Limited Ballots
REP Debra Lehrmann	717	51.21%	<div><div></div></div>	207	500	9	1	0
DEM Erin A. Nowell	659	47.07%	<div><div></div></div>	203	441	15	0	0
LIB Thomas Edward Oxford	24	1.71%	<div><div></div></div>	14	9	1	0	0
Total Votes Cast	1,400	100.00%	<div><div></div></div>	424	950	25	1	0
Overvotes	0			0	0	0	0	0
Undervotes	45			18	26	1	0	0
Contest Totals	1,445			442	976	26	1	0

Justice, Supreme Court, Place 5

Vote For 1

	TOTAL	VOTE %		Election Day	Early Voting	Ballot By Mail	Provisional Ballots	Limited Ballots
REP Rebeca Huddle	720	51.69%	<div><div></div></div>	208	501	10	1	0
DEM Amanda Reichel	673	48.31%	<div><div></div></div>	211	447	15	0	0
Total Votes Cast	1,393	100.00%	<div><div></div></div>	419	948	25	1	0
Overvotes	0			0	0	0	0	0
Undervotes	52			23	28	1	0	0
Contest Totals	1,445			442	976	26	1	0

Justice, Supreme Court, Place 9

Vote For 1

	TOTAL	VOTE %		Election Day	Early Voting	Ballot By Mail	Provisional Ballots	Limited Ballots
REP Evan Young	714	51.22%	<div><div></div></div>	205	499	9	1	0
DEM Julia Maldonado	680	48.78%	<div><div></div></div>	213	451	16	0	0
Total Votes Cast	1,394	100.00%	<div><div></div></div>	418	950	25	1	0
Overvotes	0			0	0	0	0	0
Undervotes	51			24	26	1	0	0
Contest Totals	1,445			442	976	26	1	0

Judge, Court of Criminal Appeals, Place 5

Vote For 1

	TOTAL	VOTE %		Election Day	Early Voting	Ballot By Mail	Provisional Ballots	Limited Ballots
REP Scott Walker	714	51.48%	<div><div></div></div>	209	494	10	1	0
DEM Dana Huffman	673	48.52%	<div><div></div></div>	207	451	15	0	0
Total Votes Cast	1,387	100.00%	<div><div></div></div>	416	945	25	1	0
Overvotes	0			0	0	0	0	0
Undervotes	58			26	31	1	0	0
Contest Totals	1,445			442	976	26	1	0

PCT 159

Judge, Court of Criminal Appeals, Place 6

Vote For 1

	TOTAL	VOTE %		Election Day	Early Voting	Ballot By Mail	Provisional Ballots	Limited Ballots
REP Jesse F. McClure, III	712	51.26%	<div><div></div></div>	204	497	10	1	0
DEM Robert Johnson	677	48.74%	<div><div></div></div>	212	450	15	0	0
Total Votes Cast	1,389	100.00%	<div><div></div></div>	416	947	25	1	0
Overvotes	0			0	0	0	0	0
Undervotes	56			26	29	1	0	0
Contest Totals	1,445			442	976	26	1	0

Member, State Board of Education, District 12 CCD

Vote For 1

	TOTAL	VOTE %		Election Day	Early Voting	Ballot By Mail	Provisional Ballots	Limited Ballots
REP Pam Little	687	49.46%	<div><div></div></div>	194	482	10	1	0
DEM Alex Cornwallis	655	47.16%	<div><div></div></div>	197	443	15	0	0
LIB Christy Mowrey	47	3.38%	<div><div></div></div>	25	22	0	0	0
Write-In Totals	0	0.00%	<div><div></div></div>	0	0	0	0	0
Total Votes Cast	1,389	100.00%	<div><div></div></div>	416	947	25	1	0
Overvotes	0			0	0	0	0	0
Undervotes	56			26	29	1	0	0
Contest Totals	1,445			442	976	26	1	0

State Senator, District 8

Vote For 1

	TOTAL	VOTE %		Election Day	Early Voting	Ballot By Mail	Provisional Ballots	Limited Ballots
REP Angela Paxton	679	48.67%	<div><div></div></div>	201	469	8	1	0
DEM Jonathan Cocks	682	48.89%	<div><div></div></div>	205	462	15	0	0
LIB Edward Kless	34	2.44%	<div><div></div></div>	17	15	2	0	0
Total Votes Cast	1,395	100.00%	<div><div></div></div>	423	946	25	1	0
Overvotes	0			0	0	0	0	0
Undervotes	50			19	30	1	0	0
Contest Totals	1,445			442	976	26	1	0

Justice, 5th Court of Appeals District, Place 4

Vote For 1

	TOTAL	VOTE %		Election Day	Early Voting	Ballot By Mail	Provisional Ballots	Limited Ballots
REP Emily A. Miskel	720	52.17%	<div><div></div></div>	209	501	9	1	0
DEM Maricela Moore	660	47.83%	<div><div></div></div>	206	438	16	0	0
Total Votes Cast	1,380	100.00%	<div><div></div></div>	415	939	25	1	0
Overvotes	0			0	0	0	0	0
Undervotes	65			27	37	1	0	0
Contest Totals	1,445			442	976	26	1	0

PCT 159

Justice, 5th Court of Appeals District, Place 7

Vote For 1

	TOTAL	VOTE %		Election Day	Early Voting	Ballot By Mail	Provisional Ballots	Limited Ballots
REP Kristina Williams	705	50.79%	<div><div></div></div>	208	486	10	1	0
DEM Nancy Kennedy	683	49.21%	<div><div></div></div>	208	460	15	0	0
Total Votes Cast	1,388	100.00%	<div><div></div></div>	416	946	25	1	0
Overvotes	0			0	0	0	0	0
Undervotes	57			26	30	1	0	0
Contest Totals	1,445			442	976	26	1	0

County Judge CCD

Vote For 1

	TOTAL	VOTE %		Election Day	Early Voting	Ballot By Mail	Provisional Ballots	Limited Ballots
REP Chris Hill	716	51.36%	<div><div></div></div>	205	500	10	1	0
DEM Joshua Murray	678	48.64%	<div><div></div></div>	212	451	15	0	0
Total Votes Cast	1,394	100.00%	<div><div></div></div>	417	951	25	1	0
Overvotes	0			0	0	0	0	0
Undervotes	51			25	25	1	0	0
Contest Totals	1,445			442	976	26	1	0

District Clerk CCD

Vote For 1

	TOTAL	VOTE %		Election Day	Early Voting	Ballot By Mail	Provisional Ballots	Limited Ballots
REP Mike Gould	727	52.57%	<div><div></div></div>	212	503	11	1	0
DEM David Brignac	656	47.43%	<div><div></div></div>	202	440	14	0	0
Total Votes Cast	1,383	100.00%	<div><div></div></div>	414	943	25	1	0
Overvotes	0			0	0	0	0	0
Undervotes	62			28	33	1	0	0
Contest Totals	1,445			442	976	26	1	0

Justice of the Peace, Precinct 3

Vote For 1

	TOTAL	VOTE %		Election Day	Early Voting	Ballot By Mail	Provisional Ballots	Limited Ballots
REP Mike Missildine	717	51.77%	<div><div></div></div>	207	499	10	1	0
DEM Irvin Lynn Barrett	668	48.23%	<div><div></div></div>	210	444	14	0	0
Total Votes Cast	1,385	100.00%	<div><div></div></div>	417	943	24	1	0
Overvotes	0			0	0	0	0	0
Undervotes	60			25	33	2	0	0
Contest Totals	1,445			442	976	26	1	0

PCT 160

U. S. Representative District 3

Vote For 1

	TOTAL	VOTE %		Election Day	Early Voting	Ballot By Mail	Provisional Ballots	Limited Ballots
REP Keith Self	249	89.57%	<div><div></div></div>	89	154	5	1	0
DEM Sandeep Srivastava	26	9.35%	<div><div></div></div>	5	18	3	0	0
LIB Christopher Claytor	3	1.08%	<div><div></div></div>	0	3	0	0	0
Total Votes Cast	278	100.00%	<div><div></div></div>	94	175	8	1	0
Overvotes	0			0	0	0	0	0
Undervotes	5			1	3	1	0	0
Contest Totals	283			95	178	9	1	0

Governor

Vote For 1

	TOTAL	VOTE %		Election Day	Early Voting	Ballot By Mail	Provisional Ballots	Limited Ballots
REP Greg Abbott	250	88.65%	<div><div></div></div>	88	155	6	1	0
DEM Beto O'Rourke	31	10.99%	<div><div></div></div>	6	22	3	0	0
LIB Mark Tippetts	1	0.35%	<div><div></div></div>	1	0	0	0	0
GRN Delilah Barrios	0	0.00%	<div><div></div></div>	0	0	0	0	0
Write-In Totals	0	0.00%	<div><div></div></div>	0	0	0	0	0
Total Votes Cast	282	100.00%	<div><div></div></div>	95	177	9	1	0
Overvotes	0			0	0	0	0	0
Undervotes	1			0	1	0	0	0
Contest Totals	283			95	178	9	1	0

Lieutenant Governor

Vote For 1

	TOTAL	VOTE %		Election Day	Early Voting	Ballot By Mail	Provisional Ballots	Limited Ballots
REP Dan Patrick	243	86.17%	<div><div></div></div>	87	150	5	1	0
DEM Mike Collier	35	12.41%	<div><div></div></div>	7	24	4	0	0
LIB Shanna Steele	4	1.42%	<div><div></div></div>	1	3	0	0	0
Total Votes Cast	282	100.00%	<div><div></div></div>	95	177	9	1	0
Overvotes	0			0	0	0	0	0
Undervotes	1			0	1	0	0	0
Contest Totals	283			95	178	9	1	0

Attorney General

Vote For 1

	TOTAL	VOTE %		Election Day	Early Voting	Ballot By Mail	Provisional Ballots	Limited Ballots
REP Ken Paxton	235	84.23%	<div><div></div></div>	84	146	4	1	0
DEM Rochelle Mercedes Garza	34	12.19%	<div><div></div></div>	6	24	4	0	0
LIB Mark Ash	10	3.58%	<div><div></div></div>	3	7	0	0	0
Total Votes Cast	279	100.00%	<div><div></div></div>	93	177	8	1	0
Overvotes	0			0	0	0	0	0
Undervotes	4			2	1	1	0	0
Contest Totals	283			95	178	9	1	0

PCT 160

Comptroller of Public Accounts

Vote For 1

	TOTAL	VOTE %		Election Day	Early Voting	Ballot By Mail	Provisional Ballots	Limited Ballots
REP Glenn Hegar	251	89.64%	<div><div></div></div>	89	155	6	1	0
DEM Janet T. Dudding	26	9.29%	<div><div></div></div>	5	19	2	0	0
LIB V. Alonzo Echevarria-Garza	3	1.07%	<div><div></div></div>	1	2	0	0	0
Total Votes Cast	280	100.00%	<div><div></div></div>	95	176	8	1	0
Overvotes	0			0	0	0	0	0
Undervotes	3			0	2	1	0	0
Contest Totals	283			95	178	9	1	0

Commissioner of the General Land Office

Vote For 1

	TOTAL	VOTE %		Election Day	Early Voting	Ballot By Mail	Provisional Ballots	Limited Ballots
REP Dawn Buckingham	248	89.53%	<div><div></div></div>	86	155	6	1	0
DEM Jay Kleberg	28	10.11%	<div><div></div></div>	8	18	2	0	0
GRN Alfred Molison, Jr	1	0.36%	<div><div></div></div>	0	1	0	0	0
Write-In Totals	0	0.00%	<div><div></div></div>	0	0	0	0	0
Total Votes Cast	277	100.00%	<div><div></div></div>	94	174	8	1	0
Overvotes	0			0	0	0	0	0
Undervotes	6			1	4	1	0	0
Contest Totals	283			95	178	9	1	0

Commissioner of Agriculture

Vote For 1

	TOTAL	VOTE %		Election Day	Early Voting	Ballot By Mail	Provisional Ballots	Limited Ballots
REP Sid Miller	250	89.93%	<div><div></div></div>	85	158	6	1	0
DEM Susan Hays	28	10.07%	<div><div></div></div>	9	17	2	0	0
Total Votes Cast	278	100.00%	<div><div></div></div>	94	175	8	1	0
Overvotes	0			0	0	0	0	0
Undervotes	5			1	3	1	0	0
Contest Totals	283			95	178	9	1	0

Railroad Commissioner

Vote For 1

	TOTAL	VOTE %		Election Day	Early Voting	Ballot By Mail	Provisional Ballots	Limited Ballots
REP Wayne Christian	244	87.77%	<div><div></div></div>	85	152	6	1	0
DEM Luke Warford	28	10.07%	<div><div></div></div>	8	18	2	0	0
LIB Jaime Andres Diez	5	1.80%	<div><div></div></div>	2	3	0	0	0
GRN Hunter Wayne Crow	1	0.36%	<div><div></div></div>	0	1	0	0	0
Total Votes Cast	278	100.00%	<div><div></div></div>	95	174	8	1	0
Overvotes	0			0	0	0	0	0
Undervotes	5			0	4	1	0	0
Contest Totals	283			95	178	9	1	0

PCT 160

Justice, Supreme Court, Place 3

Vote For 1

	TOTAL	VOTE %		Election Day	Early Voting	Ballot By Mail	Provisional Ballots	Limited Ballots
REP Debra Lehrmann	247	88.85%	<div><div></div></div>	86	154	6	1	0
DEM Erin A. Nowell	26	9.35%	<div><div></div></div>	6	18	2	0	0
LIB Thomas Edward Oxford	5	1.80%	<div><div></div></div>	1	4	0	0	0
Total Votes Cast	278	100.00%	<div><div></div></div>	93	176	8	1	0
Overvotes	0			0	0	0	0	0
Undervotes	5			2	2	1	0	0
Contest Totals	283			95	178	9	1	0

Justice, Supreme Court, Place 5

Vote For 1

	TOTAL	VOTE %		Election Day	Early Voting	Ballot By Mail	Provisional Ballots	Limited Ballots
REP Rebeca Huddle	249	89.89%	<div><div></div></div>	86	156	6	1	0
DEM Amanda Reichel	28	10.11%	<div><div></div></div>	7	19	2	0	0
Total Votes Cast	277	100.00%	<div><div></div></div>	93	175	8	1	0
Overvotes	0			0	0	0	0	0
Undervotes	6			2	3	1	0	0
Contest Totals	283			95	178	9	1	0

Justice, Supreme Court, Place 9

Vote For 1

	TOTAL	VOTE %		Election Day	Early Voting	Ballot By Mail	Provisional Ballots	Limited Ballots
REP Evan Young	249	90.22%	<div><div></div></div>	87	155	6	1	0
DEM Julia Maldonado	27	9.78%	<div><div></div></div>	6	19	2	0	0
Total Votes Cast	276	100.00%	<div><div></div></div>	93	174	8	1	0
Overvotes	0			0	0	0	0	0
Undervotes	7			2	4	1	0	0
Contest Totals	283			95	178	9	1	0

Judge, Court of Criminal Appeals, Place 5

Vote For 1

	TOTAL	VOTE %		Election Day	Early Voting	Ballot By Mail	Provisional Ballots	Limited Ballots
REP Scott Walker	250	90.58%	<div><div></div></div>	87	156	6	1	0
DEM Dana Huffman	26	9.42%	<div><div></div></div>	6	18	2	0	0
Total Votes Cast	276	100.00%	<div><div></div></div>	93	174	8	1	0
Overvotes	0			0	0	0	0	0
Undervotes	7			2	4	1	0	0
Contest Totals	283			95	178	9	1	0

PCT 160

Judge, Court of Criminal Appeals, Place 6

Vote For 1

	TOTAL	VOTE %		Election Day	Early Voting	Ballot By Mail	Provisional Ballots	Limited Ballots
REP Jesse F. McClure, III	248	90.51%	<div><div></div></div>	87	154	6	1	0
DEM Robert Johnson	26	9.49%	<div><div></div></div>	6	18	2	0	0
Total Votes Cast	274	100.00%	<div><div></div></div>	93	172	8	1	0
Overvotes	0			0	0	0	0	0
Undervotes	9			2	6	1	0	0
Contest Totals	283			95	178	9	1	0

Member, State Board of Education, District 12 CCD

Vote For 1

	TOTAL	VOTE %		Election Day	Early Voting	Ballot By Mail	Provisional Ballots	Limited Ballots
REP Pam Little	245	89.74%	<div><div></div></div>	85	153	6	1	0
DEM Alex Cornwallis	24	8.79%	<div><div></div></div>	5	17	2	0	0
LIB Christy Mowrey	4	1.47%	<div><div></div></div>	2	2	0	0	0
Write-In Totals	0	0.00%	<div><div></div></div>	0	0	0	0	0
Total Votes Cast	273	100.00%	<div><div></div></div>	92	172	8	1	0
Overvotes	0			0	0	0	0	0
Undervotes	10			3	6	1	0	0
Contest Totals	283			95	178	9	1	0

State Senator, District 8

Vote For 1

	TOTAL	VOTE %		Election Day	Early Voting	Ballot By Mail	Provisional Ballots	Limited Ballots
REP Angela Paxton	240	86.33%	<div><div></div></div>	85	149	5	1	0
DEM Jonathan Cocks	31	11.15%	<div><div></div></div>	5	22	4	0	0
LIB Edward Kless	7	2.52%	<div><div></div></div>	2	5	0	0	0
Total Votes Cast	278	100.00%	<div><div></div></div>	92	176	9	1	0
Overvotes	0			0	0	0	0	0
Undervotes	5			3	2	0	0	0
Contest Totals	283			95	178	9	1	0

State Representative, District 61

Vote For 1

	TOTAL	VOTE %		Election Day	Early Voting	Ballot By Mail	Provisional Ballots	Limited Ballots
REP Frederick Frazier	247	89.49%	<div><div></div></div>	87	154	5	1	0
DEM Sheena King	29	10.51%	<div><div></div></div>	5	20	4	0	0
Total Votes Cast	276	100.00%	<div><div></div></div>	92	174	9	1	0
Overvotes	0			0	0	0	0	0
Undervotes	7			3	4	0	0	0
Contest Totals	283			95	178	9	1	0

PCT 160

Justice, 5th Court of Appeals District, Place 4

Vote For 1

	TOTAL	VOTE %		Election Day	Early Voting	Ballot By Mail	Provisional Ballots	Limited Ballots
REP Emily A. Miskel	249	90.55%	<div><div></div></div>	87	155	6	1	0
DEM Maricela Moore	26	9.45%	<div><div></div></div>	5	19	2	0	0
Total Votes Cast	275	100.00%	<div><div></div></div>	92	174	8	1	0
Overvotes	0			0	0	0	0	0
Undervotes	8			3	4	1	0	0
Contest Totals	283			95	178	9	1	0

Justice, 5th Court of Appeals District, Place 7

Vote For 1

	TOTAL	VOTE %		Election Day	Early Voting	Ballot By Mail	Provisional Ballots	Limited Ballots
REP Kristina Williams	247	90.15%	<div><div></div></div>	87	153	6	1	0
DEM Nancy Kennedy	27	9.85%	<div><div></div></div>	6	19	2	0	0
Total Votes Cast	274	100.00%	<div><div></div></div>	93	172	8	1	0
Overvotes	0			0	0	0	0	0
Undervotes	9			2	6	1	0	0
Contest Totals	283			95	178	9	1	0

County Judge CCD

Vote For 1

	TOTAL	VOTE %		Election Day	Early Voting	Ballot By Mail	Provisional Ballots	Limited Ballots
REP Chris Hill	249	89.57%	<div><div></div></div>	88	155	5	1	0
DEM Joshua Murray	29	10.43%	<div><div></div></div>	6	20	3	0	0
Total Votes Cast	278	100.00%	<div><div></div></div>	94	175	8	1	0
Overvotes	0			0	0	0	0	0
Undervotes	5			1	3	1	0	0
Contest Totals	283			95	178	9	1	0

District Clerk CCD

Vote For 1

	TOTAL	VOTE %		Election Day	Early Voting	Ballot By Mail	Provisional Ballots	Limited Ballots
REP Mike Gould	247	90.15%	<div><div></div></div>	86	154	6	1	0
DEM David Brignac	27	9.85%	<div><div></div></div>	6	19	2	0	0
Total Votes Cast	274	100.00%	<div><div></div></div>	92	173	8	1	0
Overvotes	0			0	0	0	0	0
Undervotes	9			3	5	1	0	0
Contest Totals	283			95	178	9	1	0

PCT 161

U. S. Representative District 3

Vote For 1

	TOTAL	VOTE %		Election Day	Early Voting	Ballot By Mail	Provisional Ballots	Limited Ballots
REP Keith Self	104	69.33%	<div><div></div></div>	28	74	2	0	0
DEM Sandeep Srivastava	42	28.00%	<div><div></div></div>	9	29	4	0	0
LIB Christopher Claytor	4	2.67%	<div><div></div></div>	2	2	0	0	0
Total Votes Cast	150	100.00%	<div><div></div></div>	39	105	6	0	0
Overvotes	0			0	0	0	0	0
Undervotes	2			1	1	0	0	0
Contest Totals	152			40	106	6	0	0

Governor

Vote For 1

	TOTAL	VOTE %		Election Day	Early Voting	Ballot By Mail	Provisional Ballots	Limited Ballots
REP Greg Abbott	105	69.54%	<div><div></div></div>	30	73	2	0	0
DEM Beto O'Rourke	43	28.48%	<div><div></div></div>	9	30	4	0	0
LIB Mark Tippetts	1	0.66%	<div><div></div></div>	1	0	0	0	0
GRN Delilah Barrios	2	1.32%	<div><div></div></div>	0	2	0	0	0
Write-In Totals	0	0.00%	<div><div></div></div>	0	0	0	0	0
Total Votes Cast	151	100.00%	<div><div></div></div>	40	105	6	0	0
Overvotes	0			0	0	0	0	0
Undervotes	1			0	1	0	0	0
Contest Totals	152			40	106	6	0	0

Lieutenant Governor

Vote For 1

	TOTAL	VOTE %		Election Day	Early Voting	Ballot By Mail	Provisional Ballots	Limited Ballots
REP Dan Patrick	101	66.89%	<div><div></div></div>	29	70	2	0	0
DEM Mike Collier	41	27.15%	<div><div></div></div>	8	29	4	0	0
LIB Shanna Steele	9	5.96%	<div><div></div></div>	3	6	0	0	0
Total Votes Cast	151	100.00%	<div><div></div></div>	40	105	6	0	0
Overvotes	0			0	0	0	0	0
Undervotes	1			0	1	0	0	0
Contest Totals	152			40	106	6	0	0

Attorney General

Vote For 1

	TOTAL	VOTE %		Election Day	Early Voting	Ballot By Mail	Provisional Ballots	Limited Ballots
REP Ken Paxton	103	68.21%	<div><div></div></div>	29	72	2	0	0
DEM Rochelle Mercedes Garza	44	29.14%	<div><div></div></div>	9	31	4	0	0
LIB Mark Ash	4	2.65%	<div><div></div></div>	2	2	0	0	0
Total Votes Cast	151	100.00%	<div><div></div></div>	40	105	6	0	0
Overvotes	0			0	0	0	0	0
Undervotes	1			0	1	0	0	0
Contest Totals	152			40	106	6	0	0

PCT 161

Comptroller of Public Accounts

Vote For 1

	TOTAL	VOTE %		Election Day	Early Voting	Ballot By Mail	Provisional Ballots	Limited Ballots
REP Glenn Hegar	106	70.67%	<div><div></div></div>	29	75	2	0	0
DEM Janet T. Dudding	40	26.67%	<div><div></div></div>	9	27	4	0	0
LIB V. Alonzo Echevarria-Garza	4	2.67%	<div><div></div></div>	2	2	0	0	0
Total Votes Cast	150	100.00%	<div><div></div></div>	40	104	6	0	0
Overvotes	0			0	0	0	0	0
Undervotes	2			0	2	0	0	0
Contest Totals	152			40	106	6	0	0

Commissioner of the General Land Office

Vote For 1

	TOTAL	VOTE %		Election Day	Early Voting	Ballot By Mail	Provisional Ballots	Limited Ballots
REP Dawn Buckingham	107	71.81%	<div><div></div></div>	31	74	2	0	0
DEM Jay Kleberg	40	26.85%	<div><div></div></div>	9	27	4	0	0
GRN Alfred Molison, Jr	2	1.34%	<div><div></div></div>	0	2	0	0	0
Write-In Totals	0	0.00%	<div><div></div></div>	0	0	0	0	0
Total Votes Cast	149	100.00%	<div><div></div></div>	40	103	6	0	0
Overvotes	0			0	0	0	0	0
Undervotes	3			0	3	0	0	0
Contest Totals	152			40	106	6	0	0

Commissioner of Agriculture

Vote For 1

	TOTAL	VOTE %		Election Day	Early Voting	Ballot By Mail	Provisional Ballots	Limited Ballots
REP Sid Miller	106	72.11%	<div><div></div></div>	30	74	2	0	0
DEM Susan Hays	41	27.89%	<div><div></div></div>	9	29	3	0	0
Total Votes Cast	147	100.00%	<div><div></div></div>	39	103	5	0	0
Overvotes	0			0	0	0	0	0
Undervotes	5			1	3	1	0	0
Contest Totals	152			40	106	6	0	0

Railroad Commissioner

Vote For 1

	TOTAL	VOTE %		Election Day	Early Voting	Ballot By Mail	Provisional Ballots	Limited Ballots
REP Wayne Christian	104	69.33%	<div><div></div></div>	29	73	2	0	0
DEM Luke Warford	40	26.67%	<div><div></div></div>	10	26	4	0	0
LIB Jaime Andres Diez	4	2.67%	<div><div></div></div>	1	3	0	0	0
GRN Hunter Wayne Crow	2	1.33%	<div><div></div></div>	0	2	0	0	0
Total Votes Cast	150	100.00%	<div><div></div></div>	40	104	6	0	0
Overvotes	0			0	0	0	0	0
Undervotes	2			0	2	0	0	0
Contest Totals	152			40	106	6	0	0

PCT 161

Justice, Supreme Court, Place 3

Vote For 1

	TOTAL	VOTE %		Election Day	Early Voting	Ballot By Mail	Provisional Ballots	Limited Ballots
REP Debra Lehrmann	104	69.80%	<div><div></div></div>	29	73	2	0	0
DEM Erin A. Nowell	40	26.85%	<div><div></div></div>	9	27	4	0	0
LIB Thomas Edward Oxford	5	3.36%	<div><div></div></div>	1	4	0	0	0
Total Votes Cast	149	100.00%	<div><div></div></div>	39	104	6	0	0
Overvotes	0			0	0	0	0	0
Undervotes	3			1	2	0	0	0
Contest Totals	152			40	106	6	0	0

Justice, Supreme Court, Place 5

Vote For 1

	TOTAL	VOTE %		Election Day	Early Voting	Ballot By Mail	Provisional Ballots	Limited Ballots
REP Rebeca Huddle	106	71.14%	<div><div></div></div>	30	74	2	0	0
DEM Amanda Reichel	43	28.86%	<div><div></div></div>	9	30	4	0	0
Total Votes Cast	149	100.00%	<div><div></div></div>	39	104	6	0	0
Overvotes	0			0	0	0	0	0
Undervotes	3			1	2	0	0	0
Contest Totals	152			40	106	6	0	0

Justice, Supreme Court, Place 9

Vote For 1

	TOTAL	VOTE %		Election Day	Early Voting	Ballot By Mail	Provisional Ballots	Limited Ballots
REP Evan Young	106	71.14%	<div><div></div></div>	30	74	2	0	0
DEM Julia Maldonado	43	28.86%	<div><div></div></div>	9	30	4	0	0
Total Votes Cast	149	100.00%	<div><div></div></div>	39	104	6	0	0
Overvotes	0			0	0	0	0	0
Undervotes	3			1	2	0	0	0
Contest Totals	152			40	106	6	0	0

Judge, Court of Criminal Appeals, Place 5

Vote For 1

	TOTAL	VOTE %		Election Day	Early Voting	Ballot By Mail	Provisional Ballots	Limited Ballots
REP Scott Walker	104	70.75%	<div><div></div></div>	28	74	2	0	0
DEM Dana Huffman	43	29.25%	<div><div></div></div>	10	29	4	0	0
Total Votes Cast	147	100.00%	<div><div></div></div>	38	103	6	0	0
Overvotes	0			0	0	0	0	0
Undervotes	5			2	3	0	0	0
Contest Totals	152			40	106	6	0	0

PCT 161

Judge, Court of Criminal Appeals, Place 6

Vote For 1

	TOTAL	VOTE %		Election Day	Early Voting	Ballot By Mail	Provisional Ballots	Limited Ballots
REP Jesse F. McClure, III	105	70.95%	<div><div></div></div>	30	73	2	0	0
DEM Robert Johnson	43	29.05%	<div><div></div></div>	9	30	4	0	0
Total Votes Cast	148	100.00%	<div><div></div></div>	39	103	6	0	0
Overvotes	0			0	0	0	0	0
Undervotes	4			1	3	0	0	0
Contest Totals	152			40	106	6	0	0

Member, State Board of Education, District 12 CCD

Vote For 1

	TOTAL	VOTE %		Election Day	Early Voting	Ballot By Mail	Provisional Ballots	Limited Ballots
REP Pam Little	99	66.89%	<div><div></div></div>	29	68	2	0	0
DEM Alex Cornwallis	41	27.70%	<div><div></div></div>	9	28	4	0	0
LIB Christy Mowrey	8	5.41%	<div><div></div></div>	1	7	0	0	0
Write-In Totals	0	0.00%	<div><div></div></div>	0	0	0	0	0
Total Votes Cast	148	100.00%	<div><div></div></div>	39	103	6	0	0
Overvotes	0			0	0	0	0	0
Undervotes	4			1	3	0	0	0
Contest Totals	152			40	106	6	0	0

State Senator, District 8

Vote For 1

	TOTAL	VOTE %		Election Day	Early Voting	Ballot By Mail	Provisional Ballots	Limited Ballots
REP Angela Paxton	106	71.14%	<div><div></div></div>	29	75	2	0	0
DEM Jonathan Cocks	41	27.52%	<div><div></div></div>	9	28	4	0	0
LIB Edward Kless	2	1.34%	<div><div></div></div>	1	1	0	0	0
Total Votes Cast	149	100.00%	<div><div></div></div>	39	104	6	0	0
Overvotes	0			0	0	0	0	0
Undervotes	3			1	2	0	0	0
Contest Totals	152			40	106	6	0	0

State Representative, District 61

Vote For 1

	TOTAL	VOTE %		Election Day	Early Voting	Ballot By Mail	Provisional Ballots	Limited Ballots
REP Frederick Frazier	104	71.23%	<div><div></div></div>	27	75	2	0	0
DEM Sheena King	42	28.77%	<div><div></div></div>	10	28	4	0	0
Total Votes Cast	146	100.00%	<div><div></div></div>	37	103	6	0	0
Overvotes	0			0	0	0	0	0
Undervotes	6			3	3	0	0	0
Contest Totals	152			40	106	6	0	0

PCT 161

Justice, 5th Court of Appeals District, Place 4

Vote For 1

	TOTAL	VOTE %		Election Day	Early Voting	Ballot By Mail	Provisional Ballots	Limited Ballots
REP Emily A. Miskel	104	70.27%	<div><div></div></div>	29	73	2	0	0
DEM Maricela Moore	44	29.73%	<div><div></div></div>	10	30	4	0	0
Total Votes Cast	148	100.00%	<div><div></div></div>	39	103	6	0	0
Overvotes	0			0	0	0	0	0
Undervotes	4			1	3	0	0	0
Contest Totals	152			40	106	6	0	0

Justice, 5th Court of Appeals District, Place 7

Vote For 1

	TOTAL	VOTE %		Election Day	Early Voting	Ballot By Mail	Provisional Ballots	Limited Ballots
REP Kristina Williams	106	71.62%	<div><div></div></div>	30	74	2	0	0
DEM Nancy Kennedy	42	28.38%	<div><div></div></div>	9	29	4	0	0
Total Votes Cast	148	100.00%	<div><div></div></div>	39	103	6	0	0
Overvotes	0			0	0	0	0	0
Undervotes	4			1	3	0	0	0
Contest Totals	152			40	106	6	0	0

County Judge CCD

Vote For 1

	TOTAL	VOTE %		Election Day	Early Voting	Ballot By Mail	Provisional Ballots	Limited Ballots
REP Chris Hill	107	72.30%	<div><div></div></div>	30	75	2	0	0
DEM Joshua Murray	41	27.70%	<div><div></div></div>	9	28	4	0	0
Total Votes Cast	148	100.00%	<div><div></div></div>	39	103	6	0	0
Overvotes	0			0	0	0	0	0
Undervotes	4			1	3	0	0	0
Contest Totals	152			40	106	6	0	0

District Clerk CCD

Vote For 1

	TOTAL	VOTE %		Election Day	Early Voting	Ballot By Mail	Provisional Ballots	Limited Ballots
REP Mike Gould	104	70.75%	<div><div></div></div>	29	73	2	0	0
DEM David Brignac	43	29.25%	<div><div></div></div>	9	30	4	0	0
Total Votes Cast	147	100.00%	<div><div></div></div>	38	103	6	0	0
Overvotes	0			0	0	0	0	0
Undervotes	5			2	3	0	0	0
Contest Totals	152			40	106	6	0	0

PCT 162

U. S. Representative District 3

Vote For 1

	TOTAL	VOTE %		Election Day	Early Voting	Ballot By Mail	Provisional Ballots	Limited Ballots
REP Keith Self	183	81.33%	<div><div></div></div>	39	136	8	0	0
DEM Sandeep Srivastava	39	17.33%	<div><div></div></div>	9	28	2	0	0
LIB Christopher Claytor	3	1.33%	<div><div></div></div>	1	2	0	0	0
Total Votes Cast	225	100.00%	<div><div></div></div>	49	166	10	0	0
Overvotes	0			0	0	0	0	0
Undervotes	4			1	3	0	0	0
Contest Totals	229			50	169	10	0	0

Governor

Vote For 1

	TOTAL	VOTE %		Election Day	Early Voting	Ballot By Mail	Provisional Ballots	Limited Ballots
REP Greg Abbott	187	82.38%	<div><div></div></div>	40	139	8	0	0
DEM Beto O'Rourke	40	17.62%	<div><div></div></div>	9	29	2	0	0
LIB Mark Tippetts	0	0.00%	<div><div></div></div>	0	0	0	0	0
GRN Delilah Barrios	0	0.00%	<div><div></div></div>	0	0	0	0	0
Write-In Totals	0	0.00%	<div><div></div></div>	0	0	0	0	0
Total Votes Cast	227	100.00%	<div><div></div></div>	49	168	10	0	0
Overvotes	0			0	0	0	0	0
Undervotes	2			1	1	0	0	0
Contest Totals	229			50	169	10	0	0

Lieutenant Governor

Vote For 1

	TOTAL	VOTE %		Election Day	Early Voting	Ballot By Mail	Provisional Ballots	Limited Ballots
REP Dan Patrick	174	76.99%	<div><div></div></div>	38	128	8	0	0
DEM Mike Collier	49	21.68%	<div><div></div></div>	11	36	2	0	0
LIB Shanna Steele	3	1.33%	<div><div></div></div>	1	2	0	0	0
Total Votes Cast	226	100.00%	<div><div></div></div>	50	166	10	0	0
Overvotes	0			0	0	0	0	0
Undervotes	3			0	3	0	0	0
Contest Totals	229			50	169	10	0	0

Attorney General

Vote For 1

	TOTAL	VOTE %		Election Day	Early Voting	Ballot By Mail	Provisional Ballots	Limited Ballots
REP Ken Paxton	173	76.89%	<div><div></div></div>	39	128	6	0	0
DEM Rochelle Mercedes Garza	45	20.00%	<div><div></div></div>	10	33	2	0	0
LIB Mark Ash	7	3.11%	<div><div></div></div>	1	4	2	0	0
Total Votes Cast	225	100.00%	<div><div></div></div>	50	165	10	0	0
Overvotes	0			0	0	0	0	0
Undervotes	4			0	4	0	0	0
Contest Totals	229			50	169	10	0	0

PCT 162

Comptroller of Public Accounts

Vote For 1

	TOTAL	VOTE %		Election Day	Early Voting	Ballot By Mail	Provisional Ballots	Limited Ballots
REP Glenn Hegar	185	82.96%	<div><div></div></div>	38	138	9	0	0
DEM Janet T. Dudding	36	16.14%	<div><div></div></div>	11	24	1	0	0
LIB V. Alonzo Echevarria-Garza	2	0.90%	<div><div></div></div>	1	1	0	0	0
Total Votes Cast	223	100.00%	<div><div></div></div>	50	163	10	0	0
Overvotes	0			0	0	0	0	0
Undervotes	6			0	6	0	0	0
Contest Totals	229			50	169	10	0	0

Commissioner of the General Land Office

Vote For 1

	TOTAL	VOTE %		Election Day	Early Voting	Ballot By Mail	Provisional Ballots	Limited Ballots
REP Dawn Buckingham	181	81.53%	<div><div></div></div>	37	136	8	0	0
DEM Jay Kleberg	37	16.67%	<div><div></div></div>	9	27	1	0	0
GRN Alfred Molison, Jr	3	1.35%	<div><div></div></div>	2	0	1	0	0
Write-In Totals	1	0.45%	<div><div></div></div>	1	0	0	0	0
Total Votes Cast	222	100.00%	<div><div></div></div>	49	163	10	0	0
Overvotes	0			0	0	0	0	0
Undervotes	7			1	6	0	0	0
Contest Totals	229			50	169	10	0	0

Commissioner of Agriculture

Vote For 1

	TOTAL	VOTE %		Election Day	Early Voting	Ballot By Mail	Provisional Ballots	Limited Ballots
REP Sid Miller	182	81.61%	<div><div></div></div>	38	135	9	0	0
DEM Susan Hays	41	18.39%	<div><div></div></div>	12	29	0	0	0
Total Votes Cast	223	100.00%	<div><div></div></div>	50	164	9	0	0
Overvotes	0			0	0	0	0	0
Undervotes	6			0	5	1	0	0
Contest Totals	229			50	169	10	0	0

Railroad Commissioner

Vote For 1

	TOTAL	VOTE %		Election Day	Early Voting	Ballot By Mail	Provisional Ballots	Limited Ballots
REP Wayne Christian	184	83.26%	<div><div></div></div>	38	137	9	0	0
DEM Luke Warford	36	16.29%	<div><div></div></div>	10	26	0	0	0
LIB Jaime Andres Diez	1	0.45%	<div><div></div></div>	1	0	0	0	0
GRN Hunter Wayne Crow	0	0.00%	<div><div></div></div>	0	0	0	0	0
Total Votes Cast	221	100.00%	<div><div></div></div>	49	163	9	0	0
Overvotes	0			0	0	0	0	0
Undervotes	8			1	6	1	0	0
Contest Totals	229			50	169	10	0	0

PCT 162

Justice, Supreme Court, Place 3

Vote For 1

	TOTAL	VOTE %		Election Day	Early Voting	Ballot By Mail	Provisional Ballots	Limited Ballots
REP Debra Lehrmann	183	81.33%	<div><div></div></div>	38	137	8	0	0
DEM Erin A. Nowell	39	17.33%	<div><div></div></div>	10	27	2	0	0
LIB Thomas Edward Oxford	3	1.33%	<div><div></div></div>	2	1	0	0	0
Total Votes Cast	225	100.00%	<div><div></div></div>	50	165	10	0	0
Overvotes	0			0	0	0	0	0
Undervotes	4			0	4	0	0	0
Contest Totals	229			50	169	10	0	0

Justice, Supreme Court, Place 5

Vote For 1

	TOTAL	VOTE %		Election Day	Early Voting	Ballot By Mail	Provisional Ballots	Limited Ballots
REP Rebeca Huddle	187	83.86%	<div><div></div></div>	40	140	7	0	0
DEM Amanda Reichel	36	16.14%	<div><div></div></div>	10	25	1	0	0
Total Votes Cast	223	100.00%	<div><div></div></div>	50	165	8	0	0
Overvotes	0			0	0	0	0	0
Undervotes	6			0	4	2	0	0
Contest Totals	229			50	169	10	0	0

Justice, Supreme Court, Place 9

Vote For 1

	TOTAL	VOTE %		Election Day	Early Voting	Ballot By Mail	Provisional Ballots	Limited Ballots
REP Evan Young	185	83.33%	<div><div></div></div>	40	137	8	0	0
DEM Julia Maldonado	37	16.67%	<div><div></div></div>	10	26	1	0	0
Total Votes Cast	222	100.00%	<div><div></div></div>	50	163	9	0	0
Overvotes	0			0	0	0	0	0
Undervotes	7			0	6	1	0	0
Contest Totals	229			50	169	10	0	0

Judge, Court of Criminal Appeals, Place 5

Vote For 1

	TOTAL	VOTE %		Election Day	Early Voting	Ballot By Mail	Provisional Ballots	Limited Ballots
REP Scott Walker	185	82.96%	<div><div></div></div>	39	137	9	0	0
DEM Dana Huffman	38	17.04%	<div><div></div></div>	11	26	1	0	0
Total Votes Cast	223	100.00%	<div><div></div></div>	50	163	10	0	0
Overvotes	0			0	0	0	0	0
Undervotes	6			0	6	0	0	0
Contest Totals	229			50	169	10	0	0

PCT 162

Judge, Court of Criminal Appeals, Place 6

Vote For 1

	TOTAL	VOTE %		Election Day	Early Voting	Ballot By Mail	Provisional Ballots	Limited Ballots
REP Jesse F. McClure, III	186	83.78%	<div><div></div></div>	39	139	8	0	0
DEM Robert Johnson	36	16.22%	<div><div></div></div>	11	25	0	0	0
Total Votes Cast	222	100.00%	<div><div></div></div>	50	164	8	0	0
Overvotes	0			0	0	0	0	0
Undervotes	7			0	5	2	0	0
Contest Totals	229			50	169	10	0	0

Member, State Board of Education, District 12 CCD

Vote For 1

	TOTAL	VOTE %		Election Day	Early Voting	Ballot By Mail	Provisional Ballots	Limited Ballots
REP Pam Little	182	81.61%	<div><div></div></div>	39	134	9	0	0
DEM Alex Cornwallis	39	17.49%	<div><div></div></div>	10	28	1	0	0
LIB Christy Mowrey	2	0.90%	<div><div></div></div>	1	1	0	0	0
Write-In Totals	0	0.00%	<div><div></div></div>	0	0	0	0	0
Total Votes Cast	223	100.00%	<div><div></div></div>	50	163	10	0	0
Overvotes	0			0	0	0	0	0
Undervotes	6			0	6	0	0	0
Contest Totals	229			50	169	10	0	0

State Senator, District 8

Vote For 1

	TOTAL	VOTE %		Election Day	Early Voting	Ballot By Mail	Provisional Ballots	Limited Ballots
REP Angela Paxton	176	79.28%	<div><div></div></div>	37	132	7	0	0
DEM Jonathan Cocks	42	18.92%	<div><div></div></div>	11	29	2	0	0
LIB Edward Kless	4	1.80%	<div><div></div></div>	1	2	1	0	0
Total Votes Cast	222	100.00%	<div><div></div></div>	49	163	10	0	0
Overvotes	0			0	0	0	0	0
Undervotes	7			1	6	0	0	0
Contest Totals	229			50	169	10	0	0

State Representative, District 61

Vote For 1

	TOTAL	VOTE %		Election Day	Early Voting	Ballot By Mail	Provisional Ballots	Limited Ballots
REP Frederick Frazier	182	81.98%	<div><div></div></div>	39	135	8	0	0
DEM Sheena King	40	18.02%	<div><div></div></div>	11	27	2	0	0
Total Votes Cast	222	100.00%	<div><div></div></div>	50	162	10	0	0
Overvotes	0			0	0	0	0	0
Undervotes	7			0	7	0	0	0
Contest Totals	229			50	169	10	0	0

PCT 162

Justice, 5th Court of Appeals District, Place 4

Vote For 1

	TOTAL	VOTE %		Election Day	Early Voting	Ballot By Mail	Provisional Ballots	Limited Ballots
REP Emily A. Miskel	185	83.71%	<div><div></div></div>	40	136	9	0	0
DEM Maricela Moore	36	16.29%	<div><div></div></div>	10	26	0	0	0
Total Votes Cast	221	100.00%	<div><div></div></div>	50	162	9	0	0
Overvotes	0			0	0	0	0	0
Undervotes	8			0	7	1	0	0
Contest Totals	229			50	169	10	0	0

Justice, 5th Court of Appeals District, Place 7

Vote For 1

	TOTAL	VOTE %		Election Day	Early Voting	Ballot By Mail	Provisional Ballots	Limited Ballots
REP Kristina Williams	183	83.18%	<div><div></div></div>	40	134	9	0	0
DEM Nancy Kennedy	37	16.82%	<div><div></div></div>	10	27	0	0	0
Total Votes Cast	220	100.00%	<div><div></div></div>	50	161	9	0	0
Overvotes	0			0	0	0	0	0
Undervotes	9			0	8	1	0	0
Contest Totals	229			50	169	10	0	0

County Judge CCD

Vote For 1

	TOTAL	VOTE %		Election Day	Early Voting	Ballot By Mail	Provisional Ballots	Limited Ballots
REP Chris Hill	188	83.19%	<div><div></div></div>	40	139	9	0	0
DEM Joshua Murray	38	16.81%	<div><div></div></div>	10	27	1	0	0
Total Votes Cast	226	100.00%	<div><div></div></div>	50	166	10	0	0
Overvotes	0			0	0	0	0	0
Undervotes	3			0	3	0	0	0
Contest Totals	229			50	169	10	0	0

District Clerk CCD

Vote For 1

	TOTAL	VOTE %		Election Day	Early Voting	Ballot By Mail	Provisional Ballots	Limited Ballots
REP Mike Gould	182	82.35%	<div><div></div></div>	38	135	9	0	0
DEM David Brignac	39	17.65%	<div><div></div></div>	11	28	0	0	0
Total Votes Cast	221	100.00%	<div><div></div></div>	49	163	9	0	0
Overvotes	0			0	0	0	0	0
Undervotes	8			1	6	1	0	0
Contest Totals	229			50	169	10	0	0

PCT 163

U. S. Representative, District 4

Vote For 1

	TOTAL	VOTE %		Election Day	Early Voting	Ballot By Mail	Provisional Ballots	Limited Ballots
REP Pat Fallon	589	58.32%	<div><div></div></div>	173	404	12	0	0
DEM Iro Omere	398	39.41%	<div><div></div></div>	107	280	11	0	0
LIB John Simmons	23	2.28%	<div><div></div></div>	11	12	0	0	0
Total Votes Cast	1,010	100.00%	<div><div></div></div>	291	696	23	0	0
Overvotes	0			0	0	0	0	0
Undervotes	18			6	12	0	0	0
Contest Totals	1,028			297	708	23	0	0

Governor

Vote For 1

	TOTAL	VOTE %		Election Day	Early Voting	Ballot By Mail	Provisional Ballots	Limited Ballots
REP Greg Abbott	577	56.18%	<div><div></div></div>	170	395	12	0	0
DEM Beto O'Rourke	438	42.65%	<div><div></div></div>	122	305	11	0	0
LIB Mark Tippetts	7	0.68%	<div><div></div></div>	4	3	0	0	0
GRN Delilah Barrios	4	0.39%	<div><div></div></div>	0	4	0	0	0
Write-In Totals	1	0.10%	<div><div></div></div>	1	0	0	0	0
Total Votes Cast	1,027	100.00%	<div><div></div></div>	297	707	23	0	0
Overvotes	0			0	0	0	0	0
Undervotes	1			0	1	0	0	0
Contest Totals	1,028			297	708	23	0	0

Lieutenant Governor

Vote For 1

	TOTAL	VOTE %		Election Day	Early Voting	Ballot By Mail	Provisional Ballots	Limited Ballots
REP Dan Patrick	560	55.12%	<div><div></div></div>	165	384	11	0	0
DEM Mike Collier	427	42.03%	<div><div></div></div>	113	302	12	0	0
LIB Shanna Steele	29	2.85%	<div><div></div></div>	13	16	0	0	0
Total Votes Cast	1,016	100.00%	<div><div></div></div>	291	702	23	0	0
Overvotes	0			0	0	0	0	0
Undervotes	12			6	6	0	0	0
Contest Totals	1,028			297	708	23	0	0

Attorney General

Vote For 1

	TOTAL	VOTE %		Election Day	Early Voting	Ballot By Mail	Provisional Ballots	Limited Ballots
REP Ken Paxton	557	55.15%	<div><div></div></div>	168	377	12	0	0
DEM Rochelle Mercedes Garza	420	41.58%	<div><div></div></div>	111	298	11	0	0
LIB Mark Ash	33	3.27%	<div><div></div></div>	10	23	0	0	0
Total Votes Cast	1,010	100.00%	<div><div></div></div>	289	698	23	0	0
Overvotes	0			0	0	0	0	0
Undervotes	18			8	10	0	0	0
Contest Totals	1,028			297	708	23	0	0

PCT 163

Comptroller of Public Accounts

Vote For 1

	TOTAL	VOTE %		Election Day	Early Voting	Ballot By Mail	Provisional Ballots	Limited Ballots
REP Glenn Hegar	600	59.06%	<div><div></div></div>	175	412	13	0	0
DEM Janet T. Dudding	394	38.78%	<div><div></div></div>	104	280	10	0	0
LIB V. Alonzo Echevarria-Garza	22	2.17%	<div><div></div></div>	12	10	0	0	0
Total Votes Cast	1,016	100.00%	<div><div></div></div>	291	702	23	0	0
Overvotes	0			0	0	0	0	0
Undervotes	12			6	6	0	0	0
Contest Totals	1,028			297	708	23	0	0

Commissioner of the General Land Office

Vote For 1

	TOTAL	VOTE %		Election Day	Early Voting	Ballot By Mail	Provisional Ballots	Limited Ballots
REP Dawn Buckingham	590	58.47%	<div><div></div></div>	175	403	12	0	0
DEM Jay Kleberg	411	40.73%	<div><div></div></div>	113	287	11	0	0
GRN Alfred Molison, Jr	8	0.79%	<div><div></div></div>	2	6	0	0	0
Write-In Totals	0	0.00%	<div><div></div></div>	0	0	0	0	0
Total Votes Cast	1,009	100.00%	<div><div></div></div>	290	696	23	0	0
Overvotes	0			0	0	0	0	0
Undervotes	19			7	12	0	0	0
Contest Totals	1,028			297	708	23	0	0

Commissioner of Agriculture

Vote For 1

	TOTAL	VOTE %		Election Day	Early Voting	Ballot By Mail	Provisional Ballots	Limited Ballots
REP Sid Miller	599	59.42%	<div><div></div></div>	176	412	11	0	0
DEM Susan Hays	409	40.58%	<div><div></div></div>	111	286	12	0	0
Total Votes Cast	1,008	100.00%	<div><div></div></div>	287	698	23	0	0
Overvotes	0			0	0	0	0	0
Undervotes	20			10	10	0	0	0
Contest Totals	1,028			297	708	23	0	0

Railroad Commissioner

Vote For 1

	TOTAL	VOTE %		Election Day	Early Voting	Ballot By Mail	Provisional Ballots	Limited Ballots
REP Wayne Christian	586	58.08%	<div><div></div></div>	174	401	11	0	0
DEM Luke Warford	400	39.64%	<div><div></div></div>	106	282	12	0	0
LIB Jaime Andres Diez	15	1.49%	<div><div></div></div>	8	7	0	0	0
GRN Hunter Wayne Crow	8	0.79%	<div><div></div></div>	2	6	0	0	0
Total Votes Cast	1,009	100.00%	<div><div></div></div>	290	696	23	0	0
Overvotes	0			0	0	0	0	0
Undervotes	19			7	12	0	0	0
Contest Totals	1,028			297	708	23	0	0

PCT 163

Justice, Supreme Court, Place 3

Vote For 1

	TOTAL	VOTE %		Election Day	Early Voting	Ballot By Mail	Provisional Ballots	Limited Ballots
REP Debra Lehrmann	592	58.73%	<div><div></div></div>	175	403	14	0	0
DEM Erin A. Nowell	399	39.58%	<div><div></div></div>	107	283	9	0	0
LIB Thomas Edward Oxford	17	1.69%	<div><div></div></div>	7	10	0	0	0
Total Votes Cast	1,008	100.00%	<div><div></div></div>	289	696	23	0	0
Overvotes	0			0	0	0	0	0
Undervotes	20			8	12	0	0	0
Contest Totals	1,028			297	708	23	0	0

Justice, Supreme Court, Place 5

Vote For 1

	TOTAL	VOTE %		Election Day	Early Voting	Ballot By Mail	Provisional Ballots	Limited Ballots
REP Rebeca Huddle	585	58.27%	<div><div></div></div>	170	403	12	0	0
DEM Amanda Reichel	419	41.73%	<div><div></div></div>	114	294	11	0	0
Total Votes Cast	1,004	100.00%	<div><div></div></div>	284	697	23	0	0
Overvotes	0			0	0	0	0	0
Undervotes	24			13	11	0	0	0
Contest Totals	1,028			297	708	23	0	0

Justice, Supreme Court, Place 9

Vote For 1

	TOTAL	VOTE %		Election Day	Early Voting	Ballot By Mail	Provisional Ballots	Limited Ballots
REP Evan Young	584	57.88%	<div><div></div></div>	175	396	13	0	0
DEM Julia Maldonado	425	42.12%	<div><div></div></div>	112	303	10	0	0
Total Votes Cast	1,009	100.00%	<div><div></div></div>	287	699	23	0	0
Overvotes	0			0	0	0	0	0
Undervotes	19			10	9	0	0	0
Contest Totals	1,028			297	708	23	0	0

Judge, Court of Criminal Appeals, Place 5

Vote For 1

	TOTAL	VOTE %		Election Day	Early Voting	Ballot By Mail	Provisional Ballots	Limited Ballots
REP Scott Walker	585	58.15%	<div><div></div></div>	172	400	13	0	0
DEM Dana Huffman	421	41.85%	<div><div></div></div>	113	299	9	0	0
Total Votes Cast	1,006	100.00%	<div><div></div></div>	285	699	22	0	0
Overvotes	0			0	0	0	0	0
Undervotes	22			12	9	1	0	0
Contest Totals	1,028			297	708	23	0	0

PCT 163

Judge, Court of Criminal Appeals, Place 6

Vote For 1

	TOTAL	VOTE %		Election Day	Early Voting	Ballot By Mail	Provisional Ballots	Limited Ballots
REP Jesse F. McClure, III	585	58.44%	<div><div></div></div>	175	397	13	0	0
DEM Robert Johnson	416	41.56%	<div><div></div></div>	111	296	9	0	0
Total Votes Cast	1,001	100.00%	<div><div></div></div>	286	693	22	0	0
Overvotes	0			0	0	0	0	0
Undervotes	27			11	15	1	0	0
Contest Totals	1,028			297	708	23	0	0

Member, State Board of Education, District 12 CCD

Vote For 1

	TOTAL	VOTE %		Election Day	Early Voting	Ballot By Mail	Provisional Ballots	Limited Ballots
REP Pam Little	582	57.85%	<div><div></div></div>	171	398	13	0	0
DEM Alex Cornwallis	395	39.26%	<div><div></div></div>	108	278	9	0	0
LIB Christy Mowrey	29	2.88%	<div><div></div></div>	10	18	1	0	0
Write-In Totals	0	0.00%	<div><div></div></div>	0	0	0	0	0
Total Votes Cast	1,006	100.00%	<div><div></div></div>	289	694	23	0	0
Overvotes	0			0	0	0	0	0
Undervotes	22			8	14	0	0	0
Contest Totals	1,028			297	708	23	0	0

State Senator, District 8

Vote For 1

	TOTAL	VOTE %		Election Day	Early Voting	Ballot By Mail	Provisional Ballots	Limited Ballots
REP Angela Paxton	571	56.93%	<div><div></div></div>	175	384	12	0	0
DEM Jonathan Cocks	411	40.98%	<div><div></div></div>	108	292	11	0	0
LIB Edward Kless	21	2.09%	<div><div></div></div>	5	16	0	0	0
Total Votes Cast	1,003	100.00%	<div><div></div></div>	288	692	23	0	0
Overvotes	0			0	0	0	0	0
Undervotes	25			9	16	0	0	0
Contest Totals	1,028			297	708	23	0	0

State Representative, District 61

Vote For 1

	TOTAL	VOTE %		Election Day	Early Voting	Ballot By Mail	Provisional Ballots	Limited Ballots
REP Frederick Frazier	591	58.75%	<div><div></div></div>	177	402	12	0	0
DEM Sheena King	415	41.25%	<div><div></div></div>	112	292	11	0	0
Total Votes Cast	1,006	100.00%	<div><div></div></div>	289	694	23	0	0
Overvotes	0			0	0	0	0	0
Undervotes	22			8	14	0	0	0
Contest Totals	1,028			297	708	23	0	0

PCT 163

Justice, 5th Court of Appeals District, Place 4

Vote For 1

	TOTAL	VOTE %		Election Day	Early Voting	Ballot By Mail	Provisional Ballots	Limited Ballots
REP Emily A. Miskel	581	57.93%	<div><div></div></div>	172	396	13	0	0
DEM Maricela Moore	422	42.07%	<div><div></div></div>	115	297	10	0	0
Total Votes Cast	1,003	100.00%	<div><div></div></div>	287	693	23	0	0
Overvotes	0			0	0	0	0	0
Undervotes	25			10	15	0	0	0
Contest Totals	1,028			297	708	23	0	0

Justice, 5th Court of Appeals District, Place 7

Vote For 1

	TOTAL	VOTE %		Election Day	Early Voting	Ballot By Mail	Provisional Ballots	Limited Ballots
REP Kristina Williams	586	58.48%	<div><div></div></div>	174	400	12	0	0
DEM Nancy Kennedy	416	41.52%	<div><div></div></div>	111	294	11	0	0
Total Votes Cast	1,002	100.00%	<div><div></div></div>	285	694	23	0	0
Overvotes	0			0	0	0	0	0
Undervotes	26			12	14	0	0	0
Contest Totals	1,028			297	708	23	0	0

County Judge CCD

Vote For 1

	TOTAL	VOTE %		Election Day	Early Voting	Ballot By Mail	Provisional Ballots	Limited Ballots
REP Chris Hill	590	58.71%	<div><div></div></div>	172	405	13	0	0
DEM Joshua Murray	415	41.29%	<div><div></div></div>	115	291	9	0	0
Total Votes Cast	1,005	100.00%	<div><div></div></div>	287	696	22	0	0
Overvotes	0			0	0	0	0	0
Undervotes	23			10	12	1	0	0
Contest Totals	1,028			297	708	23	0	0

District Clerk CCD

Vote For 1

	TOTAL	VOTE %		Election Day	Early Voting	Ballot By Mail	Provisional Ballots	Limited Ballots
REP Mike Gould	596	59.42%	<div><div></div></div>	178	405	13	0	0
DEM David Brignac	407	40.58%	<div><div></div></div>	109	288	10	0	0
Total Votes Cast	1,003	100.00%	<div><div></div></div>	287	693	23	0	0
Overvotes	0			0	0	0	0	0
Undervotes	25			10	15	0	0	0
Contest Totals	1,028			297	708	23	0	0

PCT 163

Justice of the Peace, Precinct 4

Vote For 1

	TOTAL	VOTE %		Election Day	Early Voting	Ballot By Mail	Provision al Ballots	Limited Ballots
REP Vincent Venegoni	586	58.84%	<div><div></div></div>	174	399	13	0	0
DEM Adam Kern	410	41.16%	<div><div></div></div>	112	288	10	0	0
Total Votes Cast	996	100.00%	<div><div></div></div>	286	687	23	0	0
Overvotes	0			0	0	0	0	0
Undervotes	32			11	21	0	0	0
Contest Totals	1,028			297	708	23	0	0

PCT 164

U. S. Representative, District 4

Vote For 1

	TOTAL	VOTE %		Election Day	Early Voting	Ballot By Mail	Provisional Ballots	Limited Ballots
REP Pat Fallon	719	53.98%	<div><div></div></div>	70	387	257	5	0
DEM Iro Omere	583	43.77%	<div><div></div></div>	72	305	205	1	0
LIB John Simmons	30	2.25%	<div><div></div></div>	6	12	12	0	0
Total Votes Cast	1,332	100.00%	<div><div></div></div>	148	704	474	6	0
Overvotes	0			0	0	0	0	0
Undervotes	60			7	24	29	0	0
Contest Totals	1,392			155	728	503	6	0

Governor

Vote For 1

	TOTAL	VOTE %		Election Day	Early Voting	Ballot By Mail	Provisional Ballots	Limited Ballots
REP Greg Abbott	719	52.25%	<div><div></div></div>	67	386	262	4	0
DEM Beto O'Rourke	639	46.44%	<div><div></div></div>	81	328	229	1	0
LIB Mark Tippetts	11	0.80%	<div><div></div></div>	3	4	4	0	0
GRN Delilah Barrios	6	0.44%	<div><div></div></div>	0	5	1	0	0
Write-In Totals	1	0.07%	<div><div></div></div>	0	1	0	0	0
Total Votes Cast	1,376	100.00%	<div><div></div></div>	151	724	496	5	0
Overvotes	0			0	0	0	0	0
Undervotes	16			4	4	7	1	0
Contest Totals	1,392			155	728	503	6	0

Lieutenant Governor

Vote For 1

	TOTAL	VOTE %		Election Day	Early Voting	Ballot By Mail	Provisional Ballots	Limited Ballots
REP Dan Patrick	676	49.49%	<div><div></div></div>	69	370	233	4	0
DEM Mike Collier	672	49.19%	<div><div></div></div>	79	336	255	2	0
LIB Shanna Steele	18	1.32%	<div><div></div></div>	4	10	4	0	0
Total Votes Cast	1,366	100.00%	<div><div></div></div>	152	716	492	6	0
Overvotes	0			0	0	0	0	0
Undervotes	26			3	12	11	0	0
Contest Totals	1,392			155	728	503	6	0

Attorney General

Vote For 1

	TOTAL	VOTE %		Election Day	Early Voting	Ballot By Mail	Provisional Ballots	Limited Ballots
REP Ken Paxton	625	46.57%	<div><div></div></div>	61	349	211	4	0
DEM Rochelle Mercedes Garza	671	50.00%	<div><div></div></div>	79	341	249	2	0
LIB Mark Ash	46	3.43%	<div><div></div></div>	9	21	16	0	0
Total Votes Cast	1,342	100.00%	<div><div></div></div>	149	711	476	6	0
Overvotes	0			0	0	0	0	0
Undervotes	50			6	17	27	0	0
Contest Totals	1,392			155	728	503	6	0

PCT 164

Comptroller of Public Accounts

Vote For 1

	TOTAL	VOTE %		Election Day	Early Voting	Ballot By Mail	Provisional Ballots	Limited Ballots
REP Glenn Hegar	780	57.69%	<div><div></div></div>	74	414	287	5	0
DEM Janet T. Dudding	556	41.12%	<div><div></div></div>	69	291	195	1	0
LIB V. Alonzo Echevarria-Garza	16	1.18%	<div><div></div></div>	6	6	4	0	0
Total Votes Cast	1,352	100.00%	<div><div></div></div>	149	711	486	6	0
Overvotes	0			0	0	0	0	0
Undervotes	40			6	17	17	0	0
Contest Totals	1,392			155	728	503	6	0

Commissioner of the General Land Office

Vote For 1

	TOTAL	VOTE %		Election Day	Early Voting	Ballot By Mail	Provisional Ballots	Limited Ballots
REP Dawn Buckingham	724	53.79%	<div><div></div></div>	70	389	260	5	0
DEM Jay Kleberg	612	45.47%	<div><div></div></div>	74	316	221	1	0
GRN Alfred Molison, Jr	10	0.74%	<div><div></div></div>	1	5	4	0	0
Write-In Totals	0	0.00%	<div><div></div></div>	0	0	0	0	0
Total Votes Cast	1,346	100.00%	<div><div></div></div>	145	710	485	6	0
Overvotes	0			0	0	0	0	0
Undervotes	46			10	18	18	0	0
Contest Totals	1,392			155	728	503	6	0

Commissioner of Agriculture

Vote For 1

	TOTAL	VOTE %		Election Day	Early Voting	Ballot By Mail	Provisional Ballots	Limited Ballots
REP Sid Miller	716	53.12%	<div><div></div></div>	71	385	256	4	0
DEM Susan Hays	632	46.88%	<div><div></div></div>	76	327	228	1	0
Total Votes Cast	1,348	100.00%	<div><div></div></div>	147	712	484	5	0
Overvotes	0			0	0	0	0	0
Undervotes	44			8	16	19	1	0
Contest Totals	1,392			155	728	503	6	0

Railroad Commissioner

Vote For 1

	TOTAL	VOTE %		Election Day	Early Voting	Ballot By Mail	Provisional Ballots	Limited Ballots
REP Wayne Christian	718	53.62%	<div><div></div></div>	68	391	254	5	0
DEM Luke Warford	592	44.21%	<div><div></div></div>	70	304	217	1	0
LIB Jaime Andres Diez	16	1.19%	<div><div></div></div>	7	6	3	0	0
GRN Hunter Wayne Crow	13	0.97%	<div><div></div></div>	3	6	4	0	0
Total Votes Cast	1,339	100.00%	<div><div></div></div>	148	707	478	6	0
Overvotes	0			0	0	0	0	0
Undervotes	53			7	21	25	0	0
Contest Totals	1,392			155	728	503	6	0

PCT 164

Justice, Supreme Court, Place 3

Vote For 1

	TOTAL	VOTE %		Election Day	Early Voting	Ballot By Mail	Provisional Ballots	Limited Ballots
REP Debra Lehrmann	772	58.00%	<div><div></div></div>	74	410	283	5	0
DEM Erin A. Nowell	547	41.10%	<div><div></div></div>	69	282	195	1	0
LIB Thomas Edward Oxford	12	0.90%	<div><div></div></div>	4	6	2	0	0
Total Votes Cast	1,331	100.00%	<div><div></div></div>	147	698	480	6	0
Overvotes	0			0	0	0	0	0
Undervotes	61			8	30	23	0	0
Contest Totals	1,392			155	728	503	6	0

Justice, Supreme Court, Place 5

Vote For 1

	TOTAL	VOTE %		Election Day	Early Voting	Ballot By Mail	Provisional Ballots	Limited Ballots
REP Rebeca Huddle	776	58.97%	<div><div></div></div>	73	409	288	6	0
DEM Amanda Reichel	540	41.03%	<div><div></div></div>	71	285	184	0	0
Total Votes Cast	1,316	100.00%	<div><div></div></div>	144	694	472	6	0
Overvotes	0			0	0	0	0	0
Undervotes	76			11	34	31	0	0
Contest Totals	1,392			155	728	503	6	0

Justice, Supreme Court, Place 9

Vote For 1

	TOTAL	VOTE %		Election Day	Early Voting	Ballot By Mail	Provisional Ballots	Limited Ballots
REP Evan Young	770	58.20%	<div><div></div></div>	74	401	290	5	0
DEM Julia Maldonado	553	41.80%	<div><div></div></div>	71	293	188	1	0
Total Votes Cast	1,323	100.00%	<div><div></div></div>	145	694	478	6	0
Overvotes	0			0	0	0	0	0
Undervotes	69			10	34	25	0	0
Contest Totals	1,392			155	728	503	6	0

Judge, Court of Criminal Appeals, Place 5

Vote For 1

	TOTAL	VOTE %		Election Day	Early Voting	Ballot By Mail	Provisional Ballots	Limited Ballots
REP Scott Walker	726	55.63%	<div><div></div></div>	71	387	263	5	0
DEM Dana Huffman	579	44.37%	<div><div></div></div>	71	304	203	1	0
Total Votes Cast	1,305	100.00%	<div><div></div></div>	142	691	466	6	0
Overvotes	0			0	0	0	0	0
Undervotes	87			13	37	37	0	0
Contest Totals	1,392			155	728	503	6	0

PCT 164

Judge, Court of Criminal Appeals, Place 6

Vote For 1

	TOTAL	VOTE %		Election Day	Early Voting	Ballot By Mail	Provisional Ballots	Limited Ballots
REP Jesse F. McClure, III	725	56.29%	<div><div></div></div>	71	388	261	5	0
DEM Robert Johnson	563	43.71%	<div><div></div></div>	70	293	199	1	0
Total Votes Cast	1,288	100.00%	<div><div></div></div>	141	681	460	6	0
Overvotes	0			0	0	0	0	0
Undervotes	104			14	47	43	0	0
Contest Totals	1,392			155	728	503	6	0

Member, State Board of Education, District 12 CCD

Vote For 1

	TOTAL	VOTE %		Election Day	Early Voting	Ballot By Mail	Provisional Ballots	Limited Ballots
REP Pam Little	744	56.66%	<div><div></div></div>	68	388	283	5	0
DEM Alex Cornwallis	550	41.89%	<div><div></div></div>	71	292	186	1	0
LIB Christy Mowrey	19	1.45%	<div><div></div></div>	4	8	7	0	0
Write-In Totals	0	0.00%	<div><div></div></div>	0	0	0	0	0
Total Votes Cast	1,313	100.00%	<div><div></div></div>	143	688	476	6	0
Overvotes	0			0	0	0	0	0
Undervotes	79			12	40	27	0	0
Contest Totals	1,392			155	728	503	6	0

State Senator, District 2

Vote For 1

	TOTAL	VOTE %		Election Day	Early Voting	Ballot By Mail	Provisional Ballots	Limited Ballots
REP Bob Hall	719	55.74%	<div><div></div></div>	69	380	264	6	0
DEM Prince S. Giadolor	571	44.26%	<div><div></div></div>	70	298	203	0	0
Total Votes Cast	1,290	100.00%	<div><div></div></div>	139	678	467	6	0
Overvotes	0			0	0	0	0	0
Undervotes	102			16	50	36	0	0
Contest Totals	1,392			155	728	503	6	0

State Representative, District 70

Vote For 1

	TOTAL	VOTE %		Election Day	Early Voting	Ballot By Mail	Provisional Ballots	Limited Ballots
REP Jamee Jolly	758	57.04%	<div><div></div></div>	73	394	286	5	0
DEM Mihaela Elizabeth Plesa	571	42.96%	<div><div></div></div>	71	300	199	1	0
Total Votes Cast	1,329	100.00%	<div><div></div></div>	144	694	485	6	0
Overvotes	0			0	0	0	0	0
Undervotes	63			11	34	18	0	0
Contest Totals	1,392			155	728	503	6	0

PCT 164

Justice, 5th Court of Appeals District, Place 4

Vote For 1

	TOTAL	VOTE %		Election Day	Early Voting	Ballot By Mail	Provisional Ballots	Limited Ballots
REP Emily A. Miskel	718	56.49%	<div><div></div></div>	70	388	255	5	0
DEM Maricela Moore	553	43.51%	<div><div></div></div>	69	292	191	1	0
Total Votes Cast	1,271	100.00%	<div><div></div></div>	139	680	446	6	0
Overvotes	0			0	0	0	0	0
Undervotes	121			16	48	57	0	0
Contest Totals	1,392			155	728	503	6	0

Justice, 5th Court of Appeals District, Place 7

Vote For 1

	TOTAL	VOTE %		Election Day	Early Voting	Ballot By Mail	Provisional Ballots	Limited Ballots
REP Kristina Williams	703	55.40%	<div><div></div></div>	66	385	247	5	0
DEM Nancy Kennedy	566	44.60%	<div><div></div></div>	72	293	200	1	0
Total Votes Cast	1,269	100.00%	<div><div></div></div>	138	678	447	6	0
Overvotes	0			0	0	0	0	0
Undervotes	123			17	50	56	0	0
Contest Totals	1,392			155	728	503	6	0

County Judge CCD

Vote For 1

	TOTAL	VOTE %		Election Day	Early Voting	Ballot By Mail	Provisional Ballots	Limited Ballots
REP Chris Hill	729	56.78%	<div><div></div></div>	73	392	260	4	0
DEM Joshua Murray	555	43.22%	<div><div></div></div>	69	294	191	1	0
Total Votes Cast	1,284	100.00%	<div><div></div></div>	142	686	451	5	0
Overvotes	0			0	0	0	0	0
Undervotes	108			13	42	52	1	0
Contest Totals	1,392			155	728	503	6	0

District Clerk CCD

Vote For 1

	TOTAL	VOTE %		Election Day	Early Voting	Ballot By Mail	Provisional Ballots	Limited Ballots
REP Mike Gould	724	56.83%	<div><div></div></div>	70	390	259	5	0
DEM David Brignac	550	43.17%	<div><div></div></div>	69	293	187	1	0
Total Votes Cast	1,274	100.00%	<div><div></div></div>	139	683	446	6	0
Overvotes	0			0	0	0	0	0
Undervotes	118			16	45	57	0	0
Contest Totals	1,392			155	728	503	6	0

PCT 164

County Commissioner, Precinct 4

Vote For 1

	TOTAL	VOTE %		Election Day	Early Voting	Ballot By Mail	Provision al Ballots	Limited Ballots
REP Duncan Webb	722	56.27%	<div><div></div></div>	72	389	255	6	0
DEM Jeffrey Williams	561	43.73%	<div><div></div></div>	67	301	193	0	0
Total Votes Cast	1,283	100.00%	<div><div></div></div>	139	690	448	6	0
Overvotes	0			0	0	0	0	0
Undervotes	109			16	38	55	0	0
Contest Totals	1,392			155	728	503	6	0

Justice of the Peace, Precinct 3

Vote For 1

	TOTAL	VOTE %		Election Day	Early Voting	Ballot By Mail	Provision al Ballots	Limited Ballots
REP Mike Missildine	726	57.48%	<div><div></div></div>	66	393	262	5	0
DEM Irvin Lynn Barrett	537	42.52%	<div><div></div></div>	71	288	177	1	0
Total Votes Cast	1,263	100.00%	<div><div></div></div>	137	681	439	6	0
Overvotes	0			0	0	0	0	0
Undervotes	129			18	47	64	0	0
Contest Totals	1,392			155	728	503	6	0

PCT 165

U. S. Representative District 3

Vote For 1

	TOTAL	VOTE %		Election Day	Early Voting	Ballot By Mail	Provisional Ballots	Limited Ballots
REP Keith Self	359	65.15%	<div><div></div></div>	87	266	6	0	0
DEM Sandeep Srivastava	170	30.85%	<div><div></div></div>	39	121	10	0	0
LIB Christopher Claytor	22	3.99%	<div><div></div></div>	10	12	0	0	0
Total Votes Cast	551	100.00%	<div><div></div></div>	136	399	16	0	0
Overvotes	0			0	0	0	0	0
Undervotes	6			2	4	0	0	0
Contest Totals	557			138	403	16	0	0

Governor

Vote For 1

	TOTAL	VOTE %		Election Day	Early Voting	Ballot By Mail	Provisional Ballots	Limited Ballots
REP Greg Abbott	354	63.67%	<div><div></div></div>	81	267	6	0	0
DEM Beto O'Rourke	193	34.71%	<div><div></div></div>	52	131	10	0	0
LIB Mark Tippetts	8	1.44%	<div><div></div></div>	4	4	0	0	0
GRN Delilah Barrios	1	0.18%	<div><div></div></div>	0	1	0	0	0
Write-In Totals	0	0.00%	<div><div></div></div>	0	0	0	0	0
Total Votes Cast	556	100.00%	<div><div></div></div>	137	403	16	0	0
Overvotes	0			0	0	0	0	0
Undervotes	1			1	0	0	0	0
Contest Totals	557			138	403	16	0	0

Lieutenant Governor

Vote For 1

	TOTAL	VOTE %		Election Day	Early Voting	Ballot By Mail	Provisional Ballots	Limited Ballots
REP Dan Patrick	345	62.27%	<div><div></div></div>	85	254	6	0	0
DEM Mike Collier	195	35.20%	<div><div></div></div>	47	138	10	0	0
LIB Shanna Steele	14	2.53%	<div><div></div></div>	5	9	0	0	0
Total Votes Cast	554	100.00%	<div><div></div></div>	137	401	16	0	0
Overvotes	0			0	0	0	0	0
Undervotes	3			1	2	0	0	0
Contest Totals	557			138	403	16	0	0

Attorney General

Vote For 1

	TOTAL	VOTE %		Election Day	Early Voting	Ballot By Mail	Provisional Ballots	Limited Ballots
REP Ken Paxton	334	60.95%	<div><div></div></div>	80	248	6	0	0
DEM Rochelle Mercedes Garza	191	34.85%	<div><div></div></div>	49	133	9	0	0
LIB Mark Ash	23	4.20%	<div><div></div></div>	8	14	1	0	0
Total Votes Cast	548	100.00%	<div><div></div></div>	137	395	16	0	0
Overvotes	0			0	0	0	0	0
Undervotes	9			1	8	0	0	0
Contest Totals	557			138	403	16	0	0

PCT 165

Comptroller of Public Accounts

Vote For 1

	TOTAL	VOTE %		Election Day	Early Voting	Ballot By Mail	Provisional Ballots	Limited Ballots
REP Glenn Hegar	364	66.06%	<div><div></div></div>	86	272	6	0	0
DEM Janet T. Dudding	174	31.58%	<div><div></div></div>	43	121	10	0	0
LIB V. Alonzo Echevarria-Garza	13	2.36%	<div><div></div></div>	8	5	0	0	0
Total Votes Cast	551	100.00%	<div><div></div></div>	137	398	16	0	0
Overvotes	0			0	0	0	0	0
Undervotes	6			1	5	0	0	0
Contest Totals	557			138	403	16	0	0

Commissioner of the General Land Office

Vote For 1

	TOTAL	VOTE %		Election Day	Early Voting	Ballot By Mail	Provisional Ballots	Limited Ballots
REP Dawn Buckingham	360	65.93%	<div><div></div></div>	86	267	7	0	0
DEM Jay Kleberg	177	32.42%	<div><div></div></div>	42	126	9	0	0
GRN Alfred Molison, Jr	9	1.65%	<div><div></div></div>	5	4	0	0	0
Write-In Totals	0	0.00%	<div><div></div></div>	0	0	0	0	0
Total Votes Cast	546	100.00%	<div><div></div></div>	133	397	16	0	0
Overvotes	0			0	0	0	0	0
Undervotes	11			5	6	0	0	0
Contest Totals	557			138	403	16	0	0

Commissioner of Agriculture

Vote For 1

	TOTAL	VOTE %		Election Day	Early Voting	Ballot By Mail	Provisional Ballots	Limited Ballots
REP Sid Miller	361	66.36%	<div><div></div></div>	85	270	6	0	0
DEM Susan Hays	183	33.64%	<div><div></div></div>	47	126	10	0	0
Total Votes Cast	544	100.00%	<div><div></div></div>	132	396	16	0	0
Overvotes	0			0	0	0	0	0
Undervotes	13			6	7	0	0	0
Contest Totals	557			138	403	16	0	0

Railroad Commissioner

Vote For 1

	TOTAL	VOTE %		Election Day	Early Voting	Ballot By Mail	Provisional Ballots	Limited Ballots
REP Wayne Christian	351	64.29%	<div><div></div></div>	86	259	6	0	0
DEM Luke Warford	175	32.05%	<div><div></div></div>	40	125	10	0	0
LIB Jaime Andres Diez	11	2.01%	<div><div></div></div>	4	7	0	0	0
GRN Hunter Wayne Crow	9	1.65%	<div><div></div></div>	4	5	0	0	0
Total Votes Cast	546	100.00%	<div><div></div></div>	134	396	16	0	0
Overvotes	0			0	0	0	0	0
Undervotes	11			4	7	0	0	0
Contest Totals	557			138	403	16	0	0

PCT 165

Justice, Supreme Court, Place 3

Vote For 1

	TOTAL	VOTE %		Election Day	Early Voting	Ballot By Mail	Provisional Ballots	Limited Ballots
REP Debra Lehrmann	358	66.17%	<div><div></div></div>	85	267	6	0	0
DEM Erin A. Nowell	169	31.24%	<div><div></div></div>	42	118	9	0	0
LIB Thomas Edward Oxford	14	2.59%	<div><div></div></div>	8	6	0	0	0
Total Votes Cast	541	100.00%	<div><div></div></div>	135	391	15	0	0
Overvotes	0			0	0	0	0	0
Undervotes	16			3	12	1	0	0
Contest Totals	557			138	403	16	0	0

Justice, Supreme Court, Place 5

Vote For 1

	TOTAL	VOTE %		Election Day	Early Voting	Ballot By Mail	Provisional Ballots	Limited Ballots
REP Rebeca Huddle	356	66.29%	<div><div></div></div>	84	266	6	0	0
DEM Amanda Reichel	181	33.71%	<div><div></div></div>	48	124	9	0	0
Total Votes Cast	537	100.00%	<div><div></div></div>	132	390	15	0	0
Overvotes	0			0	0	0	0	0
Undervotes	20			6	13	1	0	0
Contest Totals	557			138	403	16	0	0

Justice, Supreme Court, Place 9

Vote For 1

	TOTAL	VOTE %		Election Day	Early Voting	Ballot By Mail	Provisional Ballots	Limited Ballots
REP Evan Young	359	66.60%	<div><div></div></div>	86	267	6	0	0
DEM Julia Maldonado	180	33.40%	<div><div></div></div>	47	123	10	0	0
Total Votes Cast	539	100.00%	<div><div></div></div>	133	390	16	0	0
Overvotes	0			0	0	0	0	0
Undervotes	18			5	13	0	0	0
Contest Totals	557			138	403	16	0	0

Judge, Court of Criminal Appeals, Place 5

Vote For 1

	TOTAL	VOTE %		Election Day	Early Voting	Ballot By Mail	Provisional Ballots	Limited Ballots
REP Scott Walker	359	66.36%	<div><div></div></div>	84	269	6	0	0
DEM Dana Huffman	182	33.64%	<div><div></div></div>	49	123	10	0	0
Total Votes Cast	541	100.00%	<div><div></div></div>	133	392	16	0	0
Overvotes	0			0	0	0	0	0
Undervotes	16			5	11	0	0	0
Contest Totals	557			138	403	16	0	0

PCT 165

Judge, Court of Criminal Appeals, Place 6

Vote For 1

	TOTAL	VOTE %		Election Day	Early Voting	Ballot By Mail	Provisional Ballots	Limited Ballots
REP Jesse F. McClure, III	356	66.05%	<div><div></div></div>	84	266	6	0	0
DEM Robert Johnson	183	33.95%	<div><div></div></div>	49	124	10	0	0
Total Votes Cast	539	100.00%	<div><div></div></div>	133	390	16	0	0
Overvotes	0			0	0	0	0	0
Undervotes	18			5	13	0	0	0
Contest Totals	557			138	403	16	0	0

Member, State Board of Education, District 12 CCD

Vote For 1

	TOTAL	VOTE %		Election Day	Early Voting	Ballot By Mail	Provisional Ballots	Limited Ballots
REP Pam Little	351	64.76%	<div><div></div></div>	83	262	6	0	0
DEM Alex Cornwallis	174	32.10%	<div><div></div></div>	44	120	10	0	0
LIB Christy Mowrey	17	3.14%	<div><div></div></div>	7	10	0	0	0
Write-In Totals	0	0.00%	<div><div></div></div>	0	0	0	0	0
Total Votes Cast	542	100.00%	<div><div></div></div>	134	392	16	0	0
Overvotes	0			0	0	0	0	0
Undervotes	15			4	11	0	0	0
Contest Totals	557			138	403	16	0	0

State Senator, District 8

Vote For 1

	TOTAL	VOTE %		Election Day	Early Voting	Ballot By Mail	Provisional Ballots	Limited Ballots
REP Angela Paxton	339	62.89%	<div><div></div></div>	81	252	6	0	0
DEM Jonathan Cocks	182	33.77%	<div><div></div></div>	45	127	10	0	0
LIB Edward Kless	18	3.34%	<div><div></div></div>	8	10	0	0	0
Total Votes Cast	539	100.00%	<div><div></div></div>	134	389	16	0	0
Overvotes	0			0	0	0	0	0
Undervotes	18			4	14	0	0	0
Contest Totals	557			138	403	16	0	0

Justice, 5th Court of Appeals District, Place 4

Vote For 1

	TOTAL	VOTE %		Election Day	Early Voting	Ballot By Mail	Provisional Ballots	Limited Ballots
REP Emily A. Miskel	357	66.60%	<div><div></div></div>	86	264	7	0	0
DEM Maricela Moore	179	33.40%	<div><div></div></div>	46	124	9	0	0
Total Votes Cast	536	100.00%	<div><div></div></div>	132	388	16	0	0
Overvotes	0			0	0	0	0	0
Undervotes	21			6	15	0	0	0
Contest Totals	557			138	403	16	0	0

PCT 165

Justice, 5th Court of Appeals District, Place 7

Vote For 1

	TOTAL	VOTE %		Election Day	Early Voting	Ballot By Mail	Provisional Ballots	Limited Ballots
REP Kristina Williams	357	66.73%	<div><div></div></div>	85	266	6	0	0
DEM Nancy Kennedy	178	33.27%	<div><div></div></div>	46	122	10	0	0
Total Votes Cast	535	100.00%	<div><div></div></div>	131	388	16	0	0
Overvotes	0			0	0	0	0	0
Undervotes	22			7	15	0	0	0
Contest Totals	557			138	403	16	0	0

County Judge CCD

Vote For 1

	TOTAL	VOTE %		Election Day	Early Voting	Ballot By Mail	Provisional Ballots	Limited Ballots
REP Chris Hill	365	67.47%	<div><div></div></div>	86	273	6	0	0
DEM Joshua Murray	176	32.53%	<div><div></div></div>	47	119	10	0	0
Total Votes Cast	541	100.00%	<div><div></div></div>	133	392	16	0	0
Overvotes	0			0	0	0	0	0
Undervotes	16			5	11	0	0	0
Contest Totals	557			138	403	16	0	0

District Clerk CCD

Vote For 1

	TOTAL	VOTE %		Election Day	Early Voting	Ballot By Mail	Provisional Ballots	Limited Ballots
REP Mike Gould	362	67.29%	<div><div></div></div>	89	267	6	0	0
DEM David Brignac	176	32.71%	<div><div></div></div>	43	123	10	0	0
Total Votes Cast	538	100.00%	<div><div></div></div>	132	390	16	0	0
Overvotes	0			0	0	0	0	0
Undervotes	19			6	13	0	0	0
Contest Totals	557			138	403	16	0	0

Justice of the Peace, Precinct 3

Vote For 1

	TOTAL	VOTE %		Election Day	Early Voting	Ballot By Mail	Provisional Ballots	Limited Ballots
REP Mike Missildine	364	67.53%	<div><div></div></div>	87	270	7	0	0
DEM Irvin Lynn Barrett	175	32.47%	<div><div></div></div>	45	121	9	0	0
Total Votes Cast	539	100.00%	<div><div></div></div>	132	391	16	0	0
Overvotes	0			0	0	0	0	0
Undervotes	18			6	12	0	0	0
Contest Totals	557			138	403	16	0	0

PCT 166

U. S. Representative District 3

Vote For 1

	TOTAL	VOTE %		Election Day	Early Voting	Ballot By Mail	Provisional Ballots	Limited Ballots
REP Keith Self	1,128	54.28%	<div><div></div></div>	284	832	10	2	0
DEM Sandeep Srivastava	894	43.02%	<div><div></div></div>	233	633	28	0	0
LIB Christopher Claytor	56	2.69%	<div><div></div></div>	17	39	0	0	0
Total Votes Cast	2,078	100.00%	<div><div></div></div>	534	1,504	38	2	0
Overvotes	0			0	0	0	0	0
Undervotes	49			18	31	0	0	0
Contest Totals	2,127			552	1,535	38	2	0

Governor

Vote For 1

	TOTAL	VOTE %		Election Day	Early Voting	Ballot By Mail	Provisional Ballots	Limited Ballots
REP Greg Abbott	1,114	52.77%	<div><div></div></div>	272	828	12	2	0
DEM Beto O'Rourke	968	45.86%	<div><div></div></div>	265	678	25	0	0
LIB Mark Tippetts	23	1.09%	<div><div></div></div>	5	18	0	0	0
GRN Delilah Barrios	5	0.24%	<div><div></div></div>	3	2	0	0	0
Write-In Totals	1	0.05%	<div><div></div></div>	0	1	0	0	0
Total Votes Cast	2,111	100.00%	<div><div></div></div>	545	1,527	37	2	0
Overvotes	0			0	0	0	0	0
Undervotes	16			7	8	1	0	0
Contest Totals	2,127			552	1,535	38	2	0

Lieutenant Governor

Vote For 1

	TOTAL	VOTE %		Election Day	Early Voting	Ballot By Mail	Provisional Ballots	Limited Ballots
REP Dan Patrick	1,072	51.64%	<div><div></div></div>	263	797	11	1	0
DEM Mike Collier	957	46.10%	<div><div></div></div>	253	676	27	1	0
LIB Shanna Steele	47	2.26%	<div><div></div></div>	13	34	0	0	0
Total Votes Cast	2,076	100.00%	<div><div></div></div>	529	1,507	38	2	0
Overvotes	0			0	0	0	0	0
Undervotes	51			23	28	0	0	0
Contest Totals	2,127			552	1,535	38	2	0

Attorney General

Vote For 1

	TOTAL	VOTE %		Election Day	Early Voting	Ballot By Mail	Provisional Ballots	Limited Ballots
REP Ken Paxton	1,071	51.61%	<div><div></div></div>	271	788	11	1	0
DEM Rochelle Mercedes Garza	937	45.16%	<div><div></div></div>	241	668	27	1	0
LIB Mark Ash	67	3.23%	<div><div></div></div>	15	52	0	0	0
Total Votes Cast	2,075	100.00%	<div><div></div></div>	527	1,508	38	2	0
Overvotes	0			0	0	0	0	0
Undervotes	52			25	27	0	0	0
Contest Totals	2,127			552	1,535	38	2	0

PCT 166

Comptroller of Public Accounts

Vote For 1

	TOTAL	VOTE %		Election Day	Early Voting	Ballot By Mail	Provisional Ballots	Limited Ballots
REP Glenn Hegar	1,153	55.89%	<div><div></div></div>	283	859	9	2	0
DEM Janet T. Dudding	873	42.32%	<div><div></div></div>	226	620	27	0	0
LIB V. Alonzo Echevarria-Garza	37	1.79%	<div><div></div></div>	12	25	0	0	0
Total Votes Cast	2,063	100.00%	<div><div></div></div>	521	1,504	36	2	0
Overvotes	0			0	0	0	0	0
Undervotes	64			31	31	2	0	0
Contest Totals	2,127			552	1,535	38	2	0

Commissioner of the General Land Office

Vote For 1

	TOTAL	VOTE %		Election Day	Early Voting	Ballot By Mail	Provisional Ballots	Limited Ballots
REP Dawn Buckingham	1,146	55.58%	<div><div></div></div>	282	851	11	2	0
DEM Jay Kleberg	891	43.21%	<div><div></div></div>	230	636	25	0	0
GRN Alfred Molison, Jr	24	1.16%	<div><div></div></div>	10	14	0	0	0
Write-In Totals	1	0.05%	<div><div></div></div>	1	0	0	0	0
Total Votes Cast	2,062	100.00%	<div><div></div></div>	523	1,501	36	2	0
Overvotes	0			0	0	0	0	0
Undervotes	65			29	34	2	0	0
Contest Totals	2,127			552	1,535	38	2	0

Commissioner of Agriculture

Vote For 1

	TOTAL	VOTE %		Election Day	Early Voting	Ballot By Mail	Provisional Ballots	Limited Ballots
REP Sid Miller	1,146	55.85%	<div><div></div></div>	281	854	9	2	0
DEM Susan Hays	906	44.15%	<div><div></div></div>	236	644	26	0	0
Total Votes Cast	2,052	100.00%	<div><div></div></div>	517	1,498	35	2	0
Overvotes	0			0	0	0	0	0
Undervotes	75			35	37	3	0	0
Contest Totals	2,127			552	1,535	38	2	0

Railroad Commissioner

Vote For 1

	TOTAL	VOTE %		Election Day	Early Voting	Ballot By Mail	Provisional Ballots	Limited Ballots
REP Wayne Christian	1,123	54.44%	<div><div></div></div>	274	836	11	2	0
DEM Luke Warford	877	42.51%	<div><div></div></div>	227	624	26	0	0
LIB Jaime Andres Diez	42	2.04%	<div><div></div></div>	13	29	0	0	0
GRN Hunter Wayne Crow	21	1.02%	<div><div></div></div>	7	14	0	0	0
Total Votes Cast	2,063	100.00%	<div><div></div></div>	521	1,503	37	2	0
Overvotes	0			0	0	0	0	0
Undervotes	64			31	32	1	0	0
Contest Totals	2,127			552	1,535	38	2	0

PCT 166

Justice, Supreme Court, Place 3

Vote For 1

	TOTAL	VOTE %		Election Day	Early Voting	Ballot By Mail	Provisional Ballots	Limited Ballots
REP Debra Lehrmann	1,131	54.69%	<div><div></div></div>	280	838	11	2	0
DEM Erin A. Nowell	900	43.52%	<div><div></div></div>	239	636	25	0	0
LIB Thomas Edward Oxford	37	1.79%	<div><div></div></div>	12	25	0	0	0
Total Votes Cast	2,068	100.00%	<div><div></div></div>	531	1,499	36	2	0
Overvotes	0			0	0	0	0	0
Undervotes	59			21	36	2	0	0
Contest Totals	2,127			552	1,535	38	2	0

Justice, Supreme Court, Place 5

Vote For 1

	TOTAL	VOTE %		Election Day	Early Voting	Ballot By Mail	Provisional Ballots	Limited Ballots
REP Rebeca Huddle	1,150	55.88%	<div><div></div></div>	288	850	10	2	0
DEM Amanda Reichel	908	44.12%	<div><div></div></div>	238	646	24	0	0
Total Votes Cast	2,058	100.00%	<div><div></div></div>	526	1,496	34	2	0
Overvotes	0			0	0	0	0	0
Undervotes	69			26	39	4	0	0
Contest Totals	2,127			552	1,535	38	2	0

Justice, Supreme Court, Place 9

Vote For 1

	TOTAL	VOTE %		Election Day	Early Voting	Ballot By Mail	Provisional Ballots	Limited Ballots
REP Evan Young	1,143	55.54%	<div><div></div></div>	286	845	10	2	0
DEM Julia Maldonado	915	44.46%	<div><div></div></div>	241	649	25	0	0
Total Votes Cast	2,058	100.00%	<div><div></div></div>	527	1,494	35	2	0
Overvotes	0			0	0	0	0	0
Undervotes	69			25	41	3	0	0
Contest Totals	2,127			552	1,535	38	2	0

Judge, Court of Criminal Appeals, Place 5

Vote For 1

	TOTAL	VOTE %		Election Day	Early Voting	Ballot By Mail	Provisional Ballots	Limited Ballots
REP Scott Walker	1,130	54.93%	<div><div></div></div>	274	843	11	2	0
DEM Dana Huffman	927	45.07%	<div><div></div></div>	252	650	25	0	0
Total Votes Cast	2,057	100.00%	<div><div></div></div>	526	1,493	36	2	0
Overvotes	0			0	0	0	0	0
Undervotes	70			26	42	2	0	0
Contest Totals	2,127			552	1,535	38	2	0

PCT 166

Judge, Court of Criminal Appeals, Place 6

Vote For 1

	TOTAL	VOTE %		Election Day	Early Voting	Ballot By Mail	Provisional Ballots	Limited Ballots
REP Jesse F. McClure, III	1,144	55.83%	<div><div></div></div>	284	849	9	2	0
DEM Robert Johnson	905	44.17%	<div><div></div></div>	238	643	24	0	0
Total Votes Cast	2,049	100.00%	<div><div></div></div>	522	1,492	33	2	0
Overvotes	0			0	0	0	0	0
Undervotes	78			30	43	5	0	0
Contest Totals	2,127			552	1,535	38	2	0

Member, State Board of Education, District 12 CCD

Vote For 1

	TOTAL	VOTE %		Election Day	Early Voting	Ballot By Mail	Provisional Ballots	Limited Ballots
REP Pam Little	1,115	54.36%	<div><div></div></div>	272	831	10	2	0
DEM Alex Cornwallis	881	42.95%	<div><div></div></div>	236	619	26	0	0
LIB Christy Mowrey	55	2.68%	<div><div></div></div>	12	43	0	0	0
Write-In Totals	0	0.00%	<div><div></div></div>	0	0	0	0	0
Total Votes Cast	2,051	100.00%	<div><div></div></div>	520	1,493	36	2	0
Overvotes	0			0	0	0	0	0
Undervotes	76			32	42	2	0	0
Contest Totals	2,127			552	1,535	38	2	0

State Senator, District 8

Vote For 1

	TOTAL	VOTE %		Election Day	Early Voting	Ballot By Mail	Provisional Ballots	Limited Ballots
REP Angela Paxton	1,090	52.86%	<div><div></div></div>	272	806	11	1	0
DEM Jonathan Cocks	928	45.00%	<div><div></div></div>	243	659	25	1	0
LIB Edward Kless	44	2.13%	<div><div></div></div>	11	33	0	0	0
Total Votes Cast	2,062	100.00%	<div><div></div></div>	526	1,498	36	2	0
Overvotes	0			0	0	0	0	0
Undervotes	65			26	37	2	0	0
Contest Totals	2,127			552	1,535	38	2	0

Justice, 5th Court of Appeals District, Place 4

Vote For 1

	TOTAL	VOTE %		Election Day	Early Voting	Ballot By Mail	Provisional Ballots	Limited Ballots
REP Emily A. Miskel	1,145	56.02%	<div><div></div></div>	279	854	10	2	0
DEM Maricela Moore	899	43.98%	<div><div></div></div>	237	637	25	0	0
Total Votes Cast	2,044	100.00%	<div><div></div></div>	516	1,491	35	2	0
Overvotes	0			0	0	0	0	0
Undervotes	83			36	44	3	0	0
Contest Totals	2,127			552	1,535	38	2	0

PCT 166

Justice, 5th Court of Appeals District, Place 7

Vote For 1

	TOTAL	VOTE %		Election Day	Early Voting	Ballot By Mail	Provisional Ballots	Limited Ballots
REP Kristina Williams	1,144	56.16%	<div><div></div></div>	283	847	12	2	0
DEM Nancy Kennedy	893	43.84%	<div><div></div></div>	231	639	23	0	0
Total Votes Cast	2,037	100.00%	<div><div></div></div>	514	1,486	35	2	0
Overvotes	0			0	0	0	0	0
Undervotes	90			38	49	3	0	0
Contest Totals	2,127			552	1,535	38	2	0

County Judge CCD

Vote For 1

	TOTAL	VOTE %		Election Day	Early Voting	Ballot By Mail	Provisional Ballots	Limited Ballots
REP Chris Hill	1,153	56.08%	<div><div></div></div>	286	854	11	2	0
DEM Joshua Murray	903	43.92%	<div><div></div></div>	235	644	24	0	0
Total Votes Cast	2,056	100.00%	<div><div></div></div>	521	1,498	35	2	0
Overvotes	0			0	0	0	0	0
Undervotes	71			31	37	3	0	0
Contest Totals	2,127			552	1,535	38	2	0

District Clerk CCD

Vote For 1

	TOTAL	VOTE %		Election Day	Early Voting	Ballot By Mail	Provisional Ballots	Limited Ballots
REP Mike Gould	1,156	56.61%	<div><div></div></div>	291	851	12	2	0
DEM David Brignac	886	43.39%	<div><div></div></div>	227	636	23	0	0
Total Votes Cast	2,042	100.00%	<div><div></div></div>	518	1,487	35	2	0
Overvotes	0			0	0	0	0	0
Undervotes	85			34	48	3	0	0
Contest Totals	2,127			552	1,535	38	2	0

Justice of the Peace, Precinct 3

Vote For 1

	TOTAL	VOTE %		Election Day	Early Voting	Ballot By Mail	Provisional Ballots	Limited Ballots
REP Mike Missildine	1,155	56.53%	<div><div></div></div>	285	858	10	2	0
DEM Irvin Lynn Barrett	888	43.47%	<div><div></div></div>	233	630	25	0	0
Total Votes Cast	2,043	100.00%	<div><div></div></div>	518	1,488	35	2	0
Overvotes	0			0	0	0	0	0
Undervotes	84			34	47	3	0	0
Contest Totals	2,127			552	1,535	38	2	0

PCT 167

U. S. Representative, District 4

Vote For 1

	TOTAL	VOTE %		Election Day	Early Voting	Ballot By Mail	Provisional Ballots	Limited Ballots
REP Pat Fallon	1,112	42.77%	<div><div></div></div>	295	795	21	1	0
DEM Iro Omere	1,427	54.88%	<div><div></div></div>	307	1,056	63	1	0
LIB John Simmons	61	2.35%	<div><div></div></div>	21	39	1	0	0
Total Votes Cast	2,600	100.00%	<div><div></div></div>	623	1,890	85	2	0
Overvotes	0			0	0	0	0	0
Undervotes	53			19	32	1	1	0
Contest Totals	2,653			642	1,922	86	3	0

Governor

Vote For 1

	TOTAL	VOTE %		Election Day	Early Voting	Ballot By Mail	Provisional Ballots	Limited Ballots
REP Greg Abbott	1,093	41.26%	<div><div></div></div>	286	782	24	1	0
DEM Beto O'Rourke	1,527	57.64%	<div><div></div></div>	346	1,117	62	2	0
LIB Mark Tippetts	24	0.91%	<div><div></div></div>	6	18	0	0	0
GRN Delilah Barrios	5	0.19%	<div><div></div></div>	2	3	0	0	0
Write-In Totals	0	0.00%	<div><div></div></div>	0	0	0	0	0
Total Votes Cast	2,649	100.00%	<div><div></div></div>	640	1,920	86	3	0
Overvotes	0			0	0	0	0	0
Undervotes	4			2	2	0	0	0
Contest Totals	2,653			642	1,922	86	3	0

Lieutenant Governor

Vote For 1

	TOTAL	VOTE %		Election Day	Early Voting	Ballot By Mail	Provisional Ballots	Limited Ballots
REP Dan Patrick	1,053	40.24%	<div><div></div></div>	283	748	21	1	0
DEM Mike Collier	1,503	57.43%	<div><div></div></div>	334	1,104	64	1	0
LIB Shanna Steele	61	2.33%	<div><div></div></div>	19	41	1	0	0
Total Votes Cast	2,617	100.00%	<div><div></div></div>	636	1,893	86	2	0
Overvotes	0			0	0	0	0	0
Undervotes	36			6	29	0	1	0
Contest Totals	2,653			642	1,922	86	3	0

Attorney General

Vote For 1

	TOTAL	VOTE %		Election Day	Early Voting	Ballot By Mail	Provisional Ballots	Limited Ballots
REP Ken Paxton	1,029	39.58%	<div><div></div></div>	282	726	20	1	0
DEM Rochelle Mercedes Garza	1,488	57.23%	<div><div></div></div>	324	1,099	64	1	0
LIB Mark Ash	83	3.19%	<div><div></div></div>	21	61	1	0	0
Total Votes Cast	2,600	100.00%	<div><div></div></div>	627	1,886	85	2	0
Overvotes	0			0	0	0	0	0
Undervotes	53			15	36	1	1	0
Contest Totals	2,653			642	1,922	86	3	0

PCT 167

Comptroller of Public Accounts

Vote For 1

	TOTAL	VOTE %		Election Day	Early Voting	Ballot By Mail	Provisional Ballots	Limited Ballots
REP Glenn Hegar	1,158	44.85%	<div><div></div></div>	312	820	25	1	0
DEM Janet T. Dudding	1,379	53.41%	<div><div></div></div>	291	1,027	60	1	0
LIB V. Alonzo Echevarria-Garza	45	1.74%	<div><div></div></div>	15	30	0	0	0
Total Votes Cast	2,582	100.00%	<div><div></div></div>	618	1,877	85	2	0
Overvotes	0			0	0	0	0	0
Undervotes	71			24	45	1	1	0
Contest Totals	2,653			642	1,922	86	3	0

Commissioner of the General Land Office

Vote For 1

	TOTAL	VOTE %		Election Day	Early Voting	Ballot By Mail	Provisional Ballots	Limited Ballots
REP Dawn Buckingham	1,122	43.74%	<div><div></div></div>	305	794	22	1	0
DEM Jay Kleberg	1,413	55.09%	<div><div></div></div>	305	1,047	60	1	0
GRN Alfred Molison, Jr	29	1.13%	<div><div></div></div>	5	24	0	0	0
Write-In Totals	1	0.04%	<div><div></div></div>	0	0	1	0	0
Total Votes Cast	2,565	100.00%	<div><div></div></div>	615	1,865	83	2	0
Overvotes	0			0	0	0	0	0
Undervotes	88			27	57	3	1	0
Contest Totals	2,653			642	1,922	86	3	0

Commissioner of Agriculture

Vote For 1

	TOTAL	VOTE %		Election Day	Early Voting	Ballot By Mail	Provisional Ballots	Limited Ballots
REP Sid Miller	1,111	43.26%	<div><div></div></div>	300	790	20	1	0
DEM Susan Hays	1,457	56.74%	<div><div></div></div>	314	1,079	63	1	0
Total Votes Cast	2,568	100.00%	<div><div></div></div>	614	1,869	83	2	0
Overvotes	0			0	0	0	0	0
Undervotes	85			28	53	3	1	0
Contest Totals	2,653			642	1,922	86	3	0

Railroad Commissioner

Vote For 1

	TOTAL	VOTE %		Election Day	Early Voting	Ballot By Mail	Provisional Ballots	Limited Ballots
REP Wayne Christian	1,115	43.32%	<div><div></div></div>	297	796	21	1	0
DEM Luke Warford	1,384	53.77%	<div><div></div></div>	301	1,021	61	1	0
LIB Jaime Andres Diez	54	2.10%	<div><div></div></div>	13	39	2	0	0
GRN Hunter Wayne Crow	21	0.82%	<div><div></div></div>	5	16	0	0	0
Total Votes Cast	2,574	100.00%	<div><div></div></div>	616	1,872	84	2	0
Overvotes	0			0	0	0	0	0
Undervotes	79			26	50	2	1	0
Contest Totals	2,653			642	1,922	86	3	0

PCT 167

Justice, Supreme Court, Place 3

Vote For 1

	TOTAL	VOTE %		Election Day	Early Voting	Ballot By Mail	Provisional Ballots	Limited Ballots
REP Debra Lehrmann	1,117	43.50%	<div><div></div></div>	293	799	24	1	0
DEM Erin A. Nowell	1,405	54.71%	<div><div></div></div>	305	1,039	60	1	0
LIB Thomas Edward Oxford	46	1.79%	<div><div></div></div>	15	31	0	0	0
Total Votes Cast	2,568	100.00%	<div><div></div></div>	613	1,869	84	2	0
Overvotes	0			0	0	0	0	0
Undervotes	85			29	53	2	1	0
Contest Totals	2,653			642	1,922	86	3	0

Justice, Supreme Court, Place 5

Vote For 1

	TOTAL	VOTE %		Election Day	Early Voting	Ballot By Mail	Provisional Ballots	Limited Ballots
REP Rebeca Huddle	1,128	44.11%	<div><div></div></div>	301	802	24	1	0
DEM Amanda Reichel	1,429	55.89%	<div><div></div></div>	310	1,060	58	1	0
Total Votes Cast	2,557	100.00%	<div><div></div></div>	611	1,862	82	2	0
Overvotes	0			0	0	0	0	0
Undervotes	96			31	60	4	1	0
Contest Totals	2,653			642	1,922	86	3	0

Justice, Supreme Court, Place 9

Vote For 1

	TOTAL	VOTE %		Election Day	Early Voting	Ballot By Mail	Provisional Ballots	Limited Ballots
REP Evan Young	1,121	43.91%	<div><div></div></div>	299	797	24	1	0
DEM Julia Maldonado	1,432	56.09%	<div><div></div></div>	312	1,059	60	1	0
Total Votes Cast	2,553	100.00%	<div><div></div></div>	611	1,856	84	2	0
Overvotes	0			0	0	0	0	0
Undervotes	100			31	66	2	1	0
Contest Totals	2,653			642	1,922	86	3	0

Judge, Court of Criminal Appeals, Place 5

Vote For 1

	TOTAL	VOTE %		Election Day	Early Voting	Ballot By Mail	Provisional Ballots	Limited Ballots
REP Scott Walker	1,118	43.91%	<div><div></div></div>	301	792	24	1	0
DEM Dana Huffman	1,428	56.09%	<div><div></div></div>	306	1,059	62	1	0
Total Votes Cast	2,546	100.00%	<div><div></div></div>	607	1,851	86	2	0
Overvotes	0			0	0	0	0	0
Undervotes	107			35	71	0	1	0
Contest Totals	2,653			642	1,922	86	3	0

PCT 167

Judge, Court of Criminal Appeals, Place 6

Vote For 1

	TOTAL	VOTE %		Election Day	Early Voting	Ballot By Mail	Provisional Ballots	Limited Ballots
REP Jesse F. McClure, III	1,125	44.17%	<div><div></div></div>	300	801	23	1	0
DEM Robert Johnson	1,422	55.83%	<div><div></div></div>	308	1,051	62	1	0
Total Votes Cast	2,547	100.00%	<div><div></div></div>	608	1,852	85	2	0
Overvotes	0			0	0	0	0	0
Undervotes	106			34	70	1	1	0
Contest Totals	2,653			642	1,922	86	3	0

Member, State Board of Education, District 12 CCD

Vote For 1

	TOTAL	VOTE %		Election Day	Early Voting	Ballot By Mail	Provisional Ballots	Limited Ballots
REP Pam Little	1,101	42.92%	<div><div></div></div>	293	782	25	1	0
DEM Alex Cornwallis	1,396	54.42%	<div><div></div></div>	303	1,033	59	1	0
LIB Christy Mowrey	66	2.57%	<div><div></div></div>	14	52	0	0	0
Write-In Totals	2	0.08%	<div><div></div></div>	0	1	1	0	0
Total Votes Cast	2,565	100.00%	<div><div></div></div>	610	1,868	85	2	0
Overvotes	0			0	0	0	0	0
Undervotes	88			32	54	1	1	0
Contest Totals	2,653			642	1,922	86	3	0

State Senator, District 8

Vote For 1

	TOTAL	VOTE %		Election Day	Early Voting	Ballot By Mail	Provisional Ballots	Limited Ballots
REP Angela Paxton	1,046	40.72%	<div><div></div></div>	284	738	23	1	0
DEM Jonathan Cocks	1,460	56.83%	<div><div></div></div>	317	1,080	62	1	0
LIB Edward Kless	63	2.45%	<div><div></div></div>	14	49	0	0	0
Total Votes Cast	2,569	100.00%	<div><div></div></div>	615	1,867	85	2	0
Overvotes	0			0	0	0	0	0
Undervotes	84			27	55	1	1	0
Contest Totals	2,653			642	1,922	86	3	0

State Representative, District 70

Vote For 1

	TOTAL	VOTE %		Election Day	Early Voting	Ballot By Mail	Provisional Ballots	Limited Ballots
REP Jamee Jolly	1,120	43.78%	<div><div></div></div>	301	794	24	1	0
DEM Mihaela Elizabeth Plesa	1,438	56.22%	<div><div></div></div>	307	1,069	61	1	0
Total Votes Cast	2,558	100.00%	<div><div></div></div>	608	1,863	85	2	0
Overvotes	0			0	0	0	0	0
Undervotes	95			34	59	1	1	0
Contest Totals	2,653			642	1,922	86	3	0

PCT 167

Justice, 5th Court of Appeals District, Place 4

Vote For 1

	TOTAL	VOTE %		Election Day	Early Voting	Ballot By Mail	Provisional Ballots	Limited Ballots
REP Emily A. Miskel	1,117	43.92%	<div><div></div></div>	300	792	24	1	0
DEM Maricela Moore	1,426	56.08%	<div><div></div></div>	310	1,055	60	1	0
Total Votes Cast	2,543	100.00%	<div><div></div></div>	610	1,847	84	2	0
Overvotes	0			0	0	0	0	0
Undervotes	110			32	75	2	1	0
Contest Totals	2,653			642	1,922	86	3	0

Justice, 5th Court of Appeals District, Place 7

Vote For 1

	TOTAL	VOTE %		Election Day	Early Voting	Ballot By Mail	Provisional Ballots	Limited Ballots
REP Kristina Williams	1,111	43.72%	<div><div></div></div>	297	789	24	1	0
DEM Nancy Kennedy	1,430	56.28%	<div><div></div></div>	311	1,058	60	1	0
Total Votes Cast	2,541	100.00%	<div><div></div></div>	608	1,847	84	2	0
Overvotes	0			0	0	0	0	0
Undervotes	112			34	75	2	1	0
Contest Totals	2,653			642	1,922	86	3	0

County Judge CCD

Vote For 1

	TOTAL	VOTE %		Election Day	Early Voting	Ballot By Mail	Provisional Ballots	Limited Ballots
REP Chris Hill	1,127	44.02%	<div><div></div></div>	306	796	24	1	0
DEM Joshua Murray	1,433	55.98%	<div><div></div></div>	306	1,065	61	1	0
Total Votes Cast	2,560	100.00%	<div><div></div></div>	612	1,861	85	2	0
Overvotes	0			0	0	0	0	0
Undervotes	93			30	61	1	1	0
Contest Totals	2,653			642	1,922	86	3	0

District Clerk CCD

Vote For 1

	TOTAL	VOTE %		Election Day	Early Voting	Ballot By Mail	Provisional Ballots	Limited Ballots
REP Mike Gould	1,125	44.27%	<div><div></div></div>	303	796	25	1	0
DEM David Brignac	1,416	55.73%	<div><div></div></div>	302	1,054	59	1	0
Total Votes Cast	2,541	100.00%	<div><div></div></div>	605	1,850	84	2	0
Overvotes	0			0	0	0	0	0
Undervotes	112			37	72	2	1	0
Contest Totals	2,653			642	1,922	86	3	0

PCT 167

Justice of the Peace, Precinct 4

Vote For 1

	TOTAL	VOTE %		Election Day	Early Voting	Ballot By Mail	Provision al Ballots	Limited Ballots
REP Vincent Venegoni	1,107	43.86%	<div><div></div></div>	294	788	24	1	0
DEM Adam Kern	1,417	56.14%	<div><div></div></div>	306	1,050	60	1	0
Total Votes Cast	2,524	100.00%	<div><div></div></div>	600	1,838	84	2	0
Overvotes	0			0	0	0	0	0
Undervotes	129			42	84	2	1	0
Contest Totals	2,653			642	1,922	86	3	0

PCT 168

U. S. Representative District 3

Vote For 1

	TOTAL	VOTE %		Election Day	Early Voting	Ballot By Mail	Provisional Ballots	Limited Ballots
REP Keith Self	760	69.98%	<div><div></div></div>	181	571	8	0	0
DEM Sandeep Srivastava	284	26.15%	<div><div></div></div>	56	217	11	0	0
LIB Christopher Claytor	42	3.87%	<div><div></div></div>	14	27	1	0	0
Total Votes Cast	1,086	100.00%	<div><div></div></div>	251	815	20	0	0
Overvotes	0			0	0	0	0	0
Undervotes	27			8	19	0	0	0
Contest Totals	1,113			259	834	20	0	0

Governor

Vote For 1

	TOTAL	VOTE %		Election Day	Early Voting	Ballot By Mail	Provisional Ballots	Limited Ballots
REP Greg Abbott	755	68.26%	<div><div></div></div>	179	568	8	0	0
DEM Beto O'Rourke	338	30.56%	<div><div></div></div>	76	250	12	0	0
LIB Mark Tippetts	9	0.81%	<div><div></div></div>	3	6	0	0	0
GRN Delilah Barrios	3	0.27%	<div><div></div></div>	0	3	0	0	0
Write-In Totals	1	0.09%	<div><div></div></div>	0	1	0	0	0
Total Votes Cast	1,106	100.00%	<div><div></div></div>	258	828	20	0	0
Overvotes	0			0	0	0	0	0
Undervotes	7			1	6	0	0	0
Contest Totals	1,113			259	834	20	0	0

Lieutenant Governor

Vote For 1

	TOTAL	VOTE %		Election Day	Early Voting	Ballot By Mail	Provisional Ballots	Limited Ballots
REP Dan Patrick	720	65.99%	<div><div></div></div>	180	532	8	0	0
DEM Mike Collier	339	31.07%	<div><div></div></div>	68	260	11	0	0
LIB Shanna Steele	32	2.93%	<div><div></div></div>	5	26	1	0	0
Total Votes Cast	1,091	100.00%	<div><div></div></div>	253	818	20	0	0
Overvotes	0			0	0	0	0	0
Undervotes	22			6	16	0	0	0
Contest Totals	1,113			259	834	20	0	0

Attorney General

Vote For 1

	TOTAL	VOTE %		Election Day	Early Voting	Ballot By Mail	Provisional Ballots	Limited Ballots
REP Ken Paxton	701	65.21%	<div><div></div></div>	175	518	8	0	0
DEM Rochelle Mercedes Garza	323	30.05%	<div><div></div></div>	63	248	12	0	0
LIB Mark Ash	51	4.74%	<div><div></div></div>	12	39	0	0	0
Total Votes Cast	1,075	100.00%	<div><div></div></div>	250	805	20	0	0
Overvotes	0			0	0	0	0	0
Undervotes	38			9	29	0	0	0
Contest Totals	1,113			259	834	20	0	0

PCT 168

Comptroller of Public Accounts

Vote For 1

	TOTAL	VOTE %		Election Day	Early Voting	Ballot By Mail	Provisional Ballots	Limited Ballots
REP Glenn Hegar	756	70.72%	<div><div></div></div>	182	565	9	0	0
DEM Janet T. Dudding	282	26.38%	<div><div></div></div>	54	218	10	0	0
LIB V. Alonzo Echevarria-Garza	31	2.90%	<div><div></div></div>	8	22	1	0	0
Total Votes Cast	1,069	100.00%	<div><div></div></div>	244	805	20	0	0
Overvotes	0			0	0	0	0	0
Undervotes	44			15	29	0	0	0
Contest Totals	1,113			259	834	20	0	0

Commissioner of the General Land Office

Vote For 1

	TOTAL	VOTE %		Election Day	Early Voting	Ballot By Mail	Provisional Ballots	Limited Ballots
REP Dawn Buckingham	765	71.63%	<div><div></div></div>	184	573	8	0	0
DEM Jay Kleberg	286	26.78%	<div><div></div></div>	56	219	11	0	0
GRN Alfred Molison, Jr	14	1.31%	<div><div></div></div>	2	12	0	0	0
Write-In Totals	3	0.28%	<div><div></div></div>	1	1	1	0	0
Total Votes Cast	1,068	100.00%	<div><div></div></div>	243	805	20	0	0
Overvotes	0			0	0	0	0	0
Undervotes	45			16	29	0	0	0
Contest Totals	1,113			259	834	20	0	0

Commissioner of Agriculture

Vote For 1

	TOTAL	VOTE %		Election Day	Early Voting	Ballot By Mail	Provisional Ballots	Limited Ballots
REP Sid Miller	762	72.16%	<div><div></div></div>	189	564	9	0	0
DEM Susan Hays	294	27.84%	<div><div></div></div>	54	229	11	0	0
Total Votes Cast	1,056	100.00%	<div><div></div></div>	243	793	20	0	0
Overvotes	0			0	0	0	0	0
Undervotes	57			16	41	0	0	0
Contest Totals	1,113			259	834	20	0	0

Railroad Commissioner

Vote For 1

	TOTAL	VOTE %		Election Day	Early Voting	Ballot By Mail	Provisional Ballots	Limited Ballots
REP Wayne Christian	741	69.51%	<div><div></div></div>	175	558	8	0	0
DEM Luke Warford	278	26.08%	<div><div></div></div>	57	209	12	0	0
LIB Jaime Andres Diez	35	3.28%	<div><div></div></div>	8	27	0	0	0
GRN Hunter Wayne Crow	12	1.13%	<div><div></div></div>	3	9	0	0	0
Total Votes Cast	1,066	100.00%	<div><div></div></div>	243	803	20	0	0
Overvotes	0			0	0	0	0	0
Undervotes	47			16	31	0	0	0
Contest Totals	1,113			259	834	20	0	0

PCT 168

Justice, Supreme Court, Place 3

Vote For 1

	TOTAL	VOTE %		Election Day	Early Voting	Ballot By Mail	Provisional Ballots	Limited Ballots
REP Debra Lehrmann	746	70.05%	<div><div></div></div>	175	563	8	0	0
DEM Erin A. Nowell	287	26.95%	<div><div></div></div>	55	220	12	0	0
LIB Thomas Edward Oxford	32	3.00%	<div><div></div></div>	10	22	0	0	0
Total Votes Cast	1,065	100.00%	<div><div></div></div>	240	805	20	0	0
Overvotes	0			0	0	0	0	0
Undervotes	48			19	29	0	0	0
Contest Totals	1,113			259	834	20	0	0

Justice, Supreme Court, Place 5

Vote For 1

	TOTAL	VOTE %		Election Day	Early Voting	Ballot By Mail	Provisional Ballots	Limited Ballots
REP Rebeca Huddle	766	72.13%	<div><div></div></div>	181	577	8	0	0
DEM Amanda Reichel	296	27.87%	<div><div></div></div>	59	225	12	0	0
Total Votes Cast	1,062	100.00%	<div><div></div></div>	240	802	20	0	0
Overvotes	0			0	0	0	0	0
Undervotes	51			19	32	0	0	0
Contest Totals	1,113			259	834	20	0	0

Justice, Supreme Court, Place 9

Vote For 1

	TOTAL	VOTE %		Election Day	Early Voting	Ballot By Mail	Provisional Ballots	Limited Ballots
REP Evan Young	761	71.59%	<div><div></div></div>	181	572	8	0	0
DEM Julia Maldonado	302	28.41%	<div><div></div></div>	60	230	12	0	0
Total Votes Cast	1,063	100.00%	<div><div></div></div>	241	802	20	0	0
Overvotes	0			0	0	0	0	0
Undervotes	50			18	32	0	0	0
Contest Totals	1,113			259	834	20	0	0

Judge, Court of Criminal Appeals, Place 5

Vote For 1

	TOTAL	VOTE %		Election Day	Early Voting	Ballot By Mail	Provisional Ballots	Limited Ballots
REP Scott Walker	764	71.94%	<div><div></div></div>	185	570	9	0	0
DEM Dana Huffman	298	28.06%	<div><div></div></div>	57	230	11	0	0
Total Votes Cast	1,062	100.00%	<div><div></div></div>	242	800	20	0	0
Overvotes	0			0	0	0	0	0
Undervotes	51			17	34	0	0	0
Contest Totals	1,113			259	834	20	0	0

PCT 168

Judge, Court of Criminal Appeals, Place 6

Vote For 1

	TOTAL	VOTE %		Election Day	Early Voting	Ballot By Mail	Provisional Ballots	Limited Ballots
REP Jesse F. McClure, III	761	72.34%	<div><div></div></div>	181	571	9	0	0
DEM Robert Johnson	291	27.66%	<div><div></div></div>	58	222	11	0	0
Total Votes Cast	1,052	100.00%	<div><div></div></div>	239	793	20	0	0
Overvotes	0			0	0	0	0	0
Undervotes	61			20	41	0	0	0
Contest Totals	1,113			259	834	20	0	0

Member, State Board of Education, District 12 CCD

Vote For 1

	TOTAL	VOTE %		Election Day	Early Voting	Ballot By Mail	Provisional Ballots	Limited Ballots
REP Pam Little	727	68.33%	<div><div></div></div>	172	547	8	0	0
DEM Alex Cornwallis	293	27.54%	<div><div></div></div>	59	222	12	0	0
LIB Christy Mowrey	43	4.04%	<div><div></div></div>	11	32	0	0	0
Write-In Totals	1	0.09%	<div><div></div></div>	1	0	0	0	0
Total Votes Cast	1,064	100.00%	<div><div></div></div>	243	801	20	0	0
Overvotes	0			0	0	0	0	0
Undervotes	49			16	33	0	0	0
Contest Totals	1,113			259	834	20	0	0

State Senator, District 8

Vote For 1

	TOTAL	VOTE %		Election Day	Early Voting	Ballot By Mail	Provisional Ballots	Limited Ballots
REP Angela Paxton	706	65.98%	<div><div></div></div>	172	526	8	0	0
DEM Jonathan Cocks	303	28.32%	<div><div></div></div>	55	236	12	0	0
LIB Edward Kless	61	5.70%	<div><div></div></div>	16	45	0	0	0
Total Votes Cast	1,070	100.00%	<div><div></div></div>	243	807	20	0	0
Overvotes	0			0	0	0	0	0
Undervotes	43			16	27	0	0	0
Contest Totals	1,113			259	834	20	0	0

Justice, 5th Court of Appeals District, Place 4

Vote For 1

	TOTAL	VOTE %		Election Day	Early Voting	Ballot By Mail	Provisional Ballots	Limited Ballots
REP Emily A. Miskel	759	72.29%	<div><div></div></div>	181	569	9	0	0
DEM Maricela Moore	291	27.71%	<div><div></div></div>	59	221	11	0	0
Total Votes Cast	1,050	100.00%	<div><div></div></div>	240	790	20	0	0
Overvotes	0			0	0	0	0	0
Undervotes	63			19	44	0	0	0
Contest Totals	1,113			259	834	20	0	0

PCT 168

Justice, 5th Court of Appeals District, Place 7

Vote For 1

	TOTAL	VOTE %		Election Day	Early Voting	Ballot By Mail	Provisional Ballots	Limited Ballots
REP Kristina Williams	760	72.31%	<div><div></div></div>	182	570	8	0	0
DEM Nancy Kennedy	291	27.69%	<div><div></div></div>	57	222	12	0	0
Total Votes Cast	1,051	100.00%	<div><div></div></div>	239	792	20	0	0
Overvotes	0			0	0	0	0	0
Undervotes	62			20	42	0	0	0
Contest Totals	1,113			259	834	20	0	0

County Judge CCD

Vote For 1

	TOTAL	VOTE %		Election Day	Early Voting	Ballot By Mail	Provisional Ballots	Limited Ballots
REP Chris Hill	764	71.67%	<div><div></div></div>	182	573	9	0	0
DEM Joshua Murray	302	28.33%	<div><div></div></div>	61	230	11	0	0
Total Votes Cast	1,066	100.00%	<div><div></div></div>	243	803	20	0	0
Overvotes	0			0	0	0	0	0
Undervotes	47			16	31	0	0	0
Contest Totals	1,113			259	834	20	0	0

District Clerk CCD

Vote For 1

	TOTAL	VOTE %		Election Day	Early Voting	Ballot By Mail	Provisional Ballots	Limited Ballots
REP Mike Gould	772	73.45%	<div><div></div></div>	188	576	8	0	0
DEM David Brignac	279	26.55%	<div><div></div></div>	50	217	12	0	0
Total Votes Cast	1,051	100.00%	<div><div></div></div>	238	793	20	0	0
Overvotes	0			0	0	0	0	0
Undervotes	62			21	41	0	0	0
Contest Totals	1,113			259	834	20	0	0

Justice of the Peace, Precinct 3

Vote For 1

	TOTAL	VOTE %		Election Day	Early Voting	Ballot By Mail	Provisional Ballots	Limited Ballots
REP Mike Missildine	765	73.00%	<div><div></div></div>	183	573	9	0	0
DEM Irvin Lynn Barrett	283	27.00%	<div><div></div></div>	54	218	11	0	0
Total Votes Cast	1,048	100.00%	<div><div></div></div>	237	791	20	0	0
Overvotes	0			0	0	0	0	0
Undervotes	65			22	43	0	0	0
Contest Totals	1,113			259	834	20	0	0

PCT 169

U. S. Representative District 3

Vote For 1

	TOTAL	VOTE %		Election Day	Early Voting	Ballot By Mail	Provisional Ballots	Limited Ballots
REP Keith Self	856	49.05%	<div><div></div></div>	228	606	22	0	0
DEM Sandeep Srivastava	856	49.05%	<div><div></div></div>	196	631	28	1	0
LIB Christopher Claytor	33	1.89%	<div><div></div></div>	12	21	0	0	0
Total Votes Cast	1,745	100.00%	<div><div></div></div>	436	1,258	50	1	0
Overvotes	0			0	0	0	0	0
Undervotes	27			10	17	0	0	0
Contest Totals	1,772			446	1,275	50	1	0

Governor

Vote For 1

	TOTAL	VOTE %		Election Day	Early Voting	Ballot By Mail	Provisional Ballots	Limited Ballots
REP Greg Abbott	840	47.43%	<div><div></div></div>	224	596	20	0	0
DEM Beto O'Rourke	918	51.84%	<div><div></div></div>	218	670	29	1	0
LIB Mark Tippetts	9	0.51%	<div><div></div></div>	2	6	1	0	0
GRN Delilah Barrios	4	0.23%	<div><div></div></div>	2	2	0	0	0
Write-In Totals	0	0.00%	<div><div></div></div>	0	0	0	0	0
Total Votes Cast	1,771	100.00%	<div><div></div></div>	446	1,274	50	1	0
Overvotes	0			0	0	0	0	0
Undervotes	1			0	1	0	0	0
Contest Totals	1,772			446	1,275	50	1	0

Lieutenant Governor

Vote For 1

	TOTAL	VOTE %		Election Day	Early Voting	Ballot By Mail	Provisional Ballots	Limited Ballots
REP Dan Patrick	813	46.40%	<div><div></div></div>	224	569	20	0	0
DEM Mike Collier	911	52.00%	<div><div></div></div>	200	681	29	1	0
LIB Shanna Steele	28	1.60%	<div><div></div></div>	13	15	0	0	0
Total Votes Cast	1,752	100.00%	<div><div></div></div>	437	1,265	49	1	0
Overvotes	0			0	0	0	0	0
Undervotes	20			9	10	1	0	0
Contest Totals	1,772			446	1,275	50	1	0

Attorney General

Vote For 1

	TOTAL	VOTE %		Election Day	Early Voting	Ballot By Mail	Provisional Ballots	Limited Ballots
REP Ken Paxton	790	45.30%	<div><div></div></div>	218	554	18	0	0
DEM Rochelle Mercedes Garza	897	51.43%	<div><div></div></div>	201	665	30	1	0
LIB Mark Ash	57	3.27%	<div><div></div></div>	15	42	0	0	0
Total Votes Cast	1,744	100.00%	<div><div></div></div>	434	1,261	48	1	0
Overvotes	0			0	0	0	0	0
Undervotes	28			12	14	2	0	0
Contest Totals	1,772			446	1,275	50	1	0

PCT 169

Comptroller of Public Accounts

Vote For 1

	TOTAL	VOTE %		Election Day	Early Voting	Ballot By Mail	Provisional Ballots	Limited Ballots
REP Glenn Hegar	867	50.17%	<div><div></div></div>	231	615	21	0	0
DEM Janet T. Dudding	832	48.15%	<div><div></div></div>	189	613	29	1	0
LIB V. Alonzo Echevarria-Garza	29	1.68%	<div><div></div></div>	7	22	0	0	0
Total Votes Cast	1,728	100.00%	<div><div></div></div>	427	1,250	50	1	0
Overvotes	0			0	0	0	0	0
Undervotes	44			19	25	0	0	0
Contest Totals	1,772			446	1,275	50	1	0

Commissioner of the General Land Office

Vote For 1

	TOTAL	VOTE %		Election Day	Early Voting	Ballot By Mail	Provisional Ballots	Limited Ballots
REP Dawn Buckingham	852	49.51%	<div><div></div></div>	227	605	20	0	0
DEM Jay Kleberg	843	48.98%	<div><div></div></div>	190	624	28	1	0
GRN Alfred Molison, Jr	23	1.34%	<div><div></div></div>	6	17	0	0	0
Write-In Totals	3	0.17%	<div><div></div></div>	0	3	0	0	0
Total Votes Cast	1,721	100.00%	<div><div></div></div>	423	1,249	48	1	0
Overvotes	0			0	0	0	0	0
Undervotes	51			23	26	2	0	0
Contest Totals	1,772			446	1,275	50	1	0

Commissioner of Agriculture

Vote For 1

	TOTAL	VOTE %		Election Day	Early Voting	Ballot By Mail	Provisional Ballots	Limited Ballots
REP Sid Miller	849	49.33%	<div><div></div></div>	232	597	20	0	0
DEM Susan Hays	872	50.67%	<div><div></div></div>	193	648	30	1	0
Total Votes Cast	1,721	100.00%	<div><div></div></div>	425	1,245	50	1	0
Overvotes	0			0	0	0	0	0
Undervotes	51			21	30	0	0	0
Contest Totals	1,772			446	1,275	50	1	0

Railroad Commissioner

Vote For 1

	TOTAL	VOTE %		Election Day	Early Voting	Ballot By Mail	Provisional Ballots	Limited Ballots
REP Wayne Christian	834	48.38%	<div><div></div></div>	225	589	20	0	0
DEM Luke Warford	825	47.85%	<div><div></div></div>	182	612	30	1	0
LIB Jaime Andres Diez	43	2.49%	<div><div></div></div>	13	30	0	0	0
GRN Hunter Wayne Crow	22	1.28%	<div><div></div></div>	6	16	0	0	0
Total Votes Cast	1,724	100.00%	<div><div></div></div>	426	1,247	50	1	0
Overvotes	0			0	0	0	0	0
Undervotes	48			20	28	0	0	0
Contest Totals	1,772			446	1,275	50	1	0

PCT 169

Justice, Supreme Court, Place 3

Vote For 1

	TOTAL	VOTE %		Election Day	Early Voting	Ballot By Mail	Provisional Ballots	Limited Ballots
REP Debra Lehrmann	845	48.76%	<div><div></div></div>	231	593	21	0	0
DEM Erin A. Nowell	862	49.74%	<div><div></div></div>	193	639	29	1	0
LIB Thomas Edward Oxford	26	1.50%	<div><div></div></div>	7	19	0	0	0
Total Votes Cast	1,733	100.00%	<div><div></div></div>	431	1,251	50	1	0
Overvotes	0			0	0	0	0	0
Undervotes	39			15	24	0	0	0
Contest Totals	1,772			446	1,275	50	1	0

Justice, Supreme Court, Place 5

Vote For 1

	TOTAL	VOTE %		Election Day	Early Voting	Ballot By Mail	Provisional Ballots	Limited Ballots
REP Rebeca Huddle	846	49.10%	<div><div></div></div>	228	597	21	0	0
DEM Amanda Reichel	877	50.90%	<div><div></div></div>	202	646	28	1	0
Total Votes Cast	1,723	100.00%	<div><div></div></div>	430	1,243	49	1	0
Overvotes	0			0	0	0	0	0
Undervotes	49			16	32	1	0	0
Contest Totals	1,772			446	1,275	50	1	0

Justice, Supreme Court, Place 9

Vote For 1

	TOTAL	VOTE %		Election Day	Early Voting	Ballot By Mail	Provisional Ballots	Limited Ballots
REP Evan Young	845	49.01%	<div><div></div></div>	225	599	21	0	0
DEM Julia Maldonado	879	50.99%	<div><div></div></div>	201	648	29	1	0
Total Votes Cast	1,724	100.00%	<div><div></div></div>	426	1,247	50	1	0
Overvotes	0			0	0	0	0	0
Undervotes	48			20	28	0	0	0
Contest Totals	1,772			446	1,275	50	1	0

Judge, Court of Criminal Appeals, Place 5

Vote For 1

	TOTAL	VOTE %		Election Day	Early Voting	Ballot By Mail	Provisional Ballots	Limited Ballots
REP Scott Walker	845	49.10%	<div><div></div></div>	224	600	21	0	0
DEM Dana Huffman	876	50.90%	<div><div></div></div>	200	646	29	1	0
Total Votes Cast	1,721	100.00%	<div><div></div></div>	424	1,246	50	1	0
Overvotes	0			0	0	0	0	0
Undervotes	51			22	29	0	0	0
Contest Totals	1,772			446	1,275	50	1	0

PCT 169

Judge, Court of Criminal Appeals, Place 6

Vote For 1

	TOTAL	VOTE %		Election Day	Early Voting	Ballot By Mail	Provisional Ballots	Limited Ballots
REP Jesse F. McClure, III	855	49.74%	<div><div></div></div>	225	610	20	0	0
DEM Robert Johnson	864	50.26%	<div><div></div></div>	200	633	30	1	0
Total Votes Cast	1,719	100.00%	<div><div></div></div>	425	1,243	50	1	0
Overvotes	0			0	0	0	0	0
Undervotes	53			21	32	0	0	0
Contest Totals	1,772			446	1,275	50	1	0

Member, State Board of Education, District 12 CCD

Vote For 1

	TOTAL	VOTE %		Election Day	Early Voting	Ballot By Mail	Provisional Ballots	Limited Ballots
REP Pam Little	833	48.26%	<div><div></div></div>	227	585	21	0	0
DEM Alex Cornwallis	847	49.07%	<div><div></div></div>	187	630	29	1	0
LIB Christy Mowrey	45	2.61%	<div><div></div></div>	14	31	0	0	0
Write-In Totals	1	0.06%	<div><div></div></div>	0	1	0	0	0
Total Votes Cast	1,726	100.00%	<div><div></div></div>	428	1,247	50	1	0
Overvotes	0			0	0	0	0	0
Undervotes	46			18	28	0	0	0
Contest Totals	1,772			446	1,275	50	1	0

State Senator, District 8

Vote For 1

	TOTAL	VOTE %		Election Day	Early Voting	Ballot By Mail	Provisional Ballots	Limited Ballots
REP Angela Paxton	819	47.18%	<div><div></div></div>	226	573	19	1	0
DEM Jonathan Cocks	880	50.69%	<div><div></div></div>	193	657	30	0	0
LIB Edward Kless	37	2.13%	<div><div></div></div>	14	23	0	0	0
Total Votes Cast	1,736	100.00%	<div><div></div></div>	433	1,253	49	1	0
Overvotes	0			0	0	0	0	0
Undervotes	36			13	22	1	0	0
Contest Totals	1,772			446	1,275	50	1	0

State Representative, District 61

Vote For 1

	TOTAL	VOTE %		Election Day	Early Voting	Ballot By Mail	Provisional Ballots	Limited Ballots
REP Frederick Frazier	822	47.43%	<div><div></div></div>	220	581	21	0	0
DEM Sheena King	911	52.57%	<div><div></div></div>	215	666	29	1	0
Total Votes Cast	1,733	100.00%	<div><div></div></div>	435	1,247	50	1	0
Overvotes	0			0	0	0	0	0
Undervotes	39			11	28	0	0	0
Contest Totals	1,772			446	1,275	50	1	0

PCT 169

Justice, 5th Court of Appeals District, Place 4

Vote For 1

	TOTAL	VOTE %		Election Day	Early Voting	Ballot By Mail	Provisional Ballots	Limited Ballots
REP Emily A. Miskel	856	50.15%	<div><div></div></div>	230	605	21	0	0
DEM Maricela Moore	851	49.85%	<div><div></div></div>	192	632	26	1	0
Total Votes Cast	1,707	100.00%	<div><div></div></div>	422	1,237	47	1	0
Overvotes	0			0	0	0	0	0
Undervotes	65			24	38	3	0	0
Contest Totals	1,772			446	1,275	50	1	0

Justice, 5th Court of Appeals District, Place 7

Vote For 1

	TOTAL	VOTE %		Election Day	Early Voting	Ballot By Mail	Provisional Ballots	Limited Ballots
REP Kristina Williams	840	49.07%	<div><div></div></div>	223	597	20	0	0
DEM Nancy Kennedy	872	50.93%	<div><div></div></div>	200	644	27	1	0
Total Votes Cast	1,712	100.00%	<div><div></div></div>	423	1,241	47	1	0
Overvotes	0			0	0	0	0	0
Undervotes	60			23	34	3	0	0
Contest Totals	1,772			446	1,275	50	1	0

County Judge CCD

Vote For 1

	TOTAL	VOTE %		Election Day	Early Voting	Ballot By Mail	Provisional Ballots	Limited Ballots
REP Chris Hill	847	49.10%	<div><div></div></div>	227	599	21	0	0
DEM Joshua Murray	878	50.90%	<div><div></div></div>	203	648	26	1	0
Total Votes Cast	1,725	100.00%	<div><div></div></div>	430	1,247	47	1	0
Overvotes	0			0	0	0	0	0
Undervotes	47			16	28	3	0	0
Contest Totals	1,772			446	1,275	50	1	0

District Clerk CCD

Vote For 1

	TOTAL	VOTE %		Election Day	Early Voting	Ballot By Mail	Provisional Ballots	Limited Ballots
REP Mike Gould	859	50.26%	<div><div></div></div>	232	606	21	0	0
DEM David Brignac	850	49.74%	<div><div></div></div>	193	630	26	1	0
Total Votes Cast	1,709	100.00%	<div><div></div></div>	425	1,236	47	1	0
Overvotes	0			0	0	0	0	0
Undervotes	63			21	39	3	0	0
Contest Totals	1,772			446	1,275	50	1	0

PCT 170

U. S. Representative District 3

Vote For 1

	TOTAL	VOTE %		Election Day	Early Voting	Ballot By Mail	Provisional Ballots	Limited Ballots
REP Keith Self	595	60.47%	<div><div></div></div>	144	438	13	0	0
DEM Sandeep Srivastava	354	35.98%	<div><div></div></div>	92	245	17	0	0
LIB Christopher Claytor	35	3.56%	<div><div></div></div>	13	22	0	0	0
Total Votes Cast	984	100.00%	<div><div></div></div>	249	705	30	0	0
Overvotes	0			0	0	0	0	0
Undervotes	23			7	14	2	0	0
Contest Totals	1,007			256	719	32	0	0

Governor

Vote For 1

	TOTAL	VOTE %		Election Day	Early Voting	Ballot By Mail	Provisional Ballots	Limited Ballots
REP Greg Abbott	607	60.40%	<div><div></div></div>	144	449	14	0	0
DEM Beto O'Rourke	383	38.11%	<div><div></div></div>	105	260	18	0	0
LIB Mark Tippetts	12	1.19%	<div><div></div></div>	4	8	0	0	0
GRN Delilah Barrios	2	0.20%	<div><div></div></div>	2	0	0	0	0
Write-In Totals	1	0.10%	<div><div></div></div>	1	0	0	0	0
Total Votes Cast	1,005	100.00%	<div><div></div></div>	256	717	32	0	0
Overvotes	0			0	0	0	0	0
Undervotes	2			0	2	0	0	0
Contest Totals	1,007			256	719	32	0	0

Lieutenant Governor

Vote For 1

	TOTAL	VOTE %		Election Day	Early Voting	Ballot By Mail	Provisional Ballots	Limited Ballots
REP Dan Patrick	575	58.14%	<div><div></div></div>	141	423	11	0	0
DEM Mike Collier	382	38.62%	<div><div></div></div>	102	262	18	0	0
LIB Shanna Steele	32	3.24%	<div><div></div></div>	8	23	1	0	0
Total Votes Cast	989	100.00%	<div><div></div></div>	251	708	30	0	0
Overvotes	0			0	0	0	0	0
Undervotes	18			5	11	2	0	0
Contest Totals	1,007			256	719	32	0	0

Attorney General

Vote For 1

	TOTAL	VOTE %		Election Day	Early Voting	Ballot By Mail	Provisional Ballots	Limited Ballots
REP Ken Paxton	558	56.76%	<div><div></div></div>	136	412	10	0	0
DEM Rochelle Mercedes Garza	378	38.45%	<div><div></div></div>	100	259	19	0	0
LIB Mark Ash	47	4.78%	<div><div></div></div>	11	35	1	0	0
Total Votes Cast	983	100.00%	<div><div></div></div>	247	706	30	0	0
Overvotes	0			0	0	0	0	0
Undervotes	24			9	13	2	0	0
Contest Totals	1,007			256	719	32	0	0

PCT 170

Comptroller of Public Accounts

Vote For 1

	TOTAL	VOTE %		Election Day	Early Voting	Ballot By Mail	Provisional Ballots	Limited Ballots
REP Glenn Hegar	612	62.58%	<div><div></div></div>	149	448	15	0	0
DEM Janet T. Dudding	347	35.48%	<div><div></div></div>	93	239	15	0	0
LIB V. Alonzo Echevarria-Garza	19	1.94%	<div><div></div></div>	6	13	0	0	0
Total Votes Cast	978	100.00%	<div><div></div></div>	248	700	30	0	0
Overvotes	0			0	0	0	0	0
Undervotes	29			8	19	2	0	0
Contest Totals	1,007			256	719	32	0	0

Commissioner of the General Land Office

Vote For 1

	TOTAL	VOTE %		Election Day	Early Voting	Ballot By Mail	Provisional Ballots	Limited Ballots
REP Dawn Buckingham	602	62.00%	<div><div></div></div>	144	445	13	0	0
DEM Jay Kleberg	351	36.15%	<div><div></div></div>	99	236	16	0	0
GRN Alfred Molison, Jr	17	1.75%	<div><div></div></div>	4	12	1	0	0
Write-In Totals	1	0.10%	<div><div></div></div>	0	1	0	0	0
Total Votes Cast	971	100.00%	<div><div></div></div>	247	694	30	0	0
Overvotes	0			0	0	0	0	0
Undervotes	36			9	25	2	0	0
Contest Totals	1,007			256	719	32	0	0

Commissioner of Agriculture

Vote For 1

	TOTAL	VOTE %		Election Day	Early Voting	Ballot By Mail	Provisional Ballots	Limited Ballots
REP Sid Miller	607	61.94%	<div><div></div></div>	144	452	11	0	0
DEM Susan Hays	373	38.06%	<div><div></div></div>	104	250	19	0	0
Total Votes Cast	980	100.00%	<div><div></div></div>	248	702	30	0	0
Overvotes	0			0	0	0	0	0
Undervotes	27			8	17	2	0	0
Contest Totals	1,007			256	719	32	0	0

Railroad Commissioner

Vote For 1

	TOTAL	VOTE %		Election Day	Early Voting	Ballot By Mail	Provisional Ballots	Limited Ballots
REP Wayne Christian	586	60.23%	<div><div></div></div>	138	435	13	0	0
DEM Luke Warford	343	35.25%	<div><div></div></div>	93	234	16	0	0
LIB Jaime Andres Diez	34	3.49%	<div><div></div></div>	13	21	0	0	0
GRN Hunter Wayne Crow	10	1.03%	<div><div></div></div>	2	6	2	0	0
Total Votes Cast	973	100.00%	<div><div></div></div>	246	696	31	0	0
Overvotes	0			0	0	0	0	0
Undervotes	34			10	23	1	0	0
Contest Totals	1,007			256	719	32	0	0

PCT 170

Justice, Supreme Court, Place 3

Vote For 1

	TOTAL	VOTE %		Election Day	Early Voting	Ballot By Mail	Provisional Ballots	Limited Ballots
REP Debra Lehrmann	603	62.42%	<div><div></div></div>	144	444	15	0	0
DEM Erin A. Nowell	340	35.20%	<div><div></div></div>	91	233	16	0	0
LIB Thomas Edward Oxford	23	2.38%	<div><div></div></div>	6	17	0	0	0
Total Votes Cast	966	100.00%	<div><div></div></div>	241	694	31	0	0
Overvotes	0			0	0	0	0	0
Undervotes	41			15	25	1	0	0
Contest Totals	1,007			256	719	32	0	0

Justice, Supreme Court, Place 5

Vote For 1

	TOTAL	VOTE %		Election Day	Early Voting	Ballot By Mail	Provisional Ballots	Limited Ballots
REP Rebeca Huddle	611	63.58%	<div><div></div></div>	145	452	14	0	0
DEM Amanda Reichel	350	36.42%	<div><div></div></div>	95	240	15	0	0
Total Votes Cast	961	100.00%	<div><div></div></div>	240	692	29	0	0
Overvotes	0			0	0	0	0	0
Undervotes	46			16	27	3	0	0
Contest Totals	1,007			256	719	32	0	0

Justice, Supreme Court, Place 9

Vote For 1

	TOTAL	VOTE %		Election Day	Early Voting	Ballot By Mail	Provisional Ballots	Limited Ballots
REP Evan Young	610	63.41%	<div><div></div></div>	147	450	13	0	0
DEM Julia Maldonado	352	36.59%	<div><div></div></div>	94	241	17	0	0
Total Votes Cast	962	100.00%	<div><div></div></div>	241	691	30	0	0
Overvotes	0			0	0	0	0	0
Undervotes	45			15	28	2	0	0
Contest Totals	1,007			256	719	32	0	0

Judge, Court of Criminal Appeals, Place 5

Vote For 1

	TOTAL	VOTE %		Election Day	Early Voting	Ballot By Mail	Provisional Ballots	Limited Ballots
REP Scott Walker	601	63.00%	<div><div></div></div>	143	444	14	0	0
DEM Dana Huffman	353	37.00%	<div><div></div></div>	97	239	17	0	0
Total Votes Cast	954	100.00%	<div><div></div></div>	240	683	31	0	0
Overvotes	0			0	0	0	0	0
Undervotes	53			16	36	1	0	0
Contest Totals	1,007			256	719	32	0	0

PCT 170

Judge, Court of Criminal Appeals, Place 6

Vote For 1

	TOTAL	VOTE %		Election Day	Early Voting	Ballot By Mail	Provisional Ballots	Limited Ballots
REP Jesse F. McClure, III	603	63.27%	<div><div></div></div>	142	448	13	0	0
DEM Robert Johnson	350	36.73%	<div><div></div></div>	98	235	17	0	0
Total Votes Cast	953	100.00%	<div><div></div></div>	240	683	30	0	0
Overvotes	0			0	0	0	0	0
Undervotes	54			16	36	2	0	0
Contest Totals	1,007			256	719	32	0	0

Member, State Board of Education, District 12 CCD

Vote For 1

	TOTAL	VOTE %		Election Day	Early Voting	Ballot By Mail	Provisional Ballots	Limited Ballots
REP Pam Little	590	61.46%	<div><div></div></div>	147	430	13	0	0
DEM Alex Cornwallis	343	35.73%	<div><div></div></div>	92	234	17	0	0
LIB Christy Mowrey	27	2.81%	<div><div></div></div>	5	21	1	0	0
Write-In Totals	0	0.00%	<div><div></div></div>	0	0	0	0	0
Total Votes Cast	960	100.00%	<div><div></div></div>	244	685	31	0	0
Overvotes	0			0	0	0	0	0
Undervotes	47			12	34	1	0	0
Contest Totals	1,007			256	719	32	0	0

State Senator, District 8

Vote For 1

	TOTAL	VOTE %		Election Day	Early Voting	Ballot By Mail	Provisional Ballots	Limited Ballots
REP Angela Paxton	568	59.23%	<div><div></div></div>	139	417	12	0	0
DEM Jonathan Cocks	357	37.23%	<div><div></div></div>	96	244	17	0	0
LIB Edward Kless	34	3.55%	<div><div></div></div>	5	28	1	0	0
Total Votes Cast	959	100.00%	<div><div></div></div>	240	689	30	0	0
Overvotes	0			0	0	0	0	0
Undervotes	48			16	30	2	0	0
Contest Totals	1,007			256	719	32	0	0

State Representative, District 33

Vote For 1

	TOTAL	VOTE %		Election Day	Early Voting	Ballot By Mail	Provisional Ballots	Limited Ballots
REP Justin Holland	611	64.11%	<div><div></div></div>	147	449	15	0	0
DEM Graeson Lynskey	342	35.89%	<div><div></div></div>	92	235	15	0	0
Total Votes Cast	953	100.00%	<div><div></div></div>	239	684	30	0	0
Overvotes	0			0	0	0	0	0
Undervotes	54			17	35	2	0	0
Contest Totals	1,007			256	719	32	0	0

PCT 170

Justice, 5th Court of Appeals District, Place 4

Vote For 1

	TOTAL	VOTE %		Election Day	Early Voting	Ballot By Mail	Provisional Ballots	Limited Ballots
REP Emily A. Miskel	607	64.03%	<div><div></div></div>	148	449	10	0	0
DEM Maricela Moore	341	35.97%	<div><div></div></div>	92	234	15	0	0
Total Votes Cast	948	100.00%	<div><div></div></div>	240	683	25	0	0
Overvotes	0			0	0	0	0	0
Undervotes	59			16	36	7	0	0
Contest Totals	1,007			256	719	32	0	0

Justice, 5th Court of Appeals District, Place 7

Vote For 1

	TOTAL	VOTE %		Election Day	Early Voting	Ballot By Mail	Provisional Ballots	Limited Ballots
REP Kristina Williams	600	63.36%	<div><div></div></div>	146	443	11	0	0
DEM Nancy Kennedy	347	36.64%	<div><div></div></div>	94	238	15	0	0
Total Votes Cast	947	100.00%	<div><div></div></div>	240	681	26	0	0
Overvotes	0			0	0	0	0	0
Undervotes	60			16	38	6	0	0
Contest Totals	1,007			256	719	32	0	0

County Judge CCD

Vote For 1

	TOTAL	VOTE %		Election Day	Early Voting	Ballot By Mail	Provisional Ballots	Limited Ballots
REP Chris Hill	594	62.00%	<div><div></div></div>	140	443	11	0	0
DEM Joshua Murray	364	38.00%	<div><div></div></div>	105	244	15	0	0
Total Votes Cast	958	100.00%	<div><div></div></div>	245	687	26	0	0
Overvotes	0			0	0	0	0	0
Undervotes	49			11	32	6	0	0
Contest Totals	1,007			256	719	32	0	0

District Clerk CCD

Vote For 1

	TOTAL	VOTE %		Election Day	Early Voting	Ballot By Mail	Provisional Ballots	Limited Ballots
REP Mike Gould	597	62.64%	<div><div></div></div>	142	444	11	0	0
DEM David Brignac	356	37.36%	<div><div></div></div>	100	241	15	0	0
Total Votes Cast	953	100.00%	<div><div></div></div>	242	685	26	0	0
Overvotes	0			0	0	0	0	0
Undervotes	54			14	34	6	0	0
Contest Totals	1,007			256	719	32	0	0

PCT 170

Justice of the Peace, Precinct 2

Vote For 1

	TOTAL	VOTE %		Election Day	Early Voting	Ballot By Mail	Provision al Ballots	Limited Ballots
REP Ellen Skinner	608	64.14%	<div><div></div></div>	149	448	11	0	0
DEM Jennifer McKenzie	340	35.86%	<div><div></div></div>	91	234	15	0	0
Total Votes Cast	948	100.00%	<div><div></div></div>	240	682	26	0	0
Overvotes	0			0	0	0	0	0
Undervotes	59			16	37	6	0	0
Contest Totals	1,007			256	719	32	0	0

PCT 171

U. S. Representative District 3

Vote For 1

	TOTAL	VOTE %		Election Day	Early Voting	Ballot By Mail	Provisional Ballots	Limited Ballots
REP Keith Self	607	50.63%	<div><div></div></div>	151	422	33	1	0
DEM Sandeep Srivastava	568	47.37%	<div><div></div></div>	149	397	22	0	0
LIB Christopher Claytor	24	2.00%	<div><div></div></div>	11	13	0	0	0
Total Votes Cast	1,199	100.00%	<div><div></div></div>	311	832	55	1	0
Overvotes	0			0	0	0	0	0
Undervotes	23			6	16	1	0	0
Contest Totals	1,222			317	848	56	1	0

Governor

Vote For 1

	TOTAL	VOTE %		Election Day	Early Voting	Ballot By Mail	Provisional Ballots	Limited Ballots
REP Greg Abbott	604	49.67%	<div><div></div></div>	150	423	30	1	0
DEM Beto O'Rourke	600	49.34%	<div><div></div></div>	159	415	26	0	0
LIB Mark Tippetts	10	0.82%	<div><div></div></div>	6	4	0	0	0
GRN Delilah Barrios	1	0.08%	<div><div></div></div>	0	1	0	0	0
Write-In Totals	1	0.08%	<div><div></div></div>	1	0	0	0	0
Total Votes Cast	1,216	100.00%	<div><div></div></div>	316	843	56	1	0
Overvotes	0			0	0	0	0	0
Undervotes	6			1	5	0	0	0
Contest Totals	1,222			317	848	56	1	0

Lieutenant Governor

Vote For 1

	TOTAL	VOTE %		Election Day	Early Voting	Ballot By Mail	Provisional Ballots	Limited Ballots
REP Dan Patrick	595	49.21%	<div><div></div></div>	144	420	30	1	0
DEM Mike Collier	582	48.14%	<div><div></div></div>	150	408	24	0	0
LIB Shanna Steele	32	2.65%	<div><div></div></div>	17	14	1	0	0
Total Votes Cast	1,209	100.00%	<div><div></div></div>	311	842	55	1	0
Overvotes	0			0	0	0	0	0
Undervotes	13			6	6	1	0	0
Contest Totals	1,222			317	848	56	1	0

Attorney General

Vote For 1

	TOTAL	VOTE %		Election Day	Early Voting	Ballot By Mail	Provisional Ballots	Limited Ballots
REP Ken Paxton	591	49.21%	<div><div></div></div>	148	415	27	1	0
DEM Rochelle Mercedes Garza	577	48.04%	<div><div></div></div>	149	401	27	0	0
LIB Mark Ash	33	2.75%	<div><div></div></div>	12	20	1	0	0
Total Votes Cast	1,201	100.00%	<div><div></div></div>	309	836	55	1	0
Overvotes	0			0	0	0	0	0
Undervotes	21			8	12	1	0	0
Contest Totals	1,222			317	848	56	1	0

PCT 171

Comptroller of Public Accounts

Vote For 1

	TOTAL	VOTE %		Election Day	Early Voting	Ballot By Mail	Provisional Ballots	Limited Ballots
REP Glenn Hegar	622	52.31%	<div><div></div></div>	154	436	31	1	0
DEM Janet T. Dudding	544	45.75%	<div><div></div></div>	143	377	24	0	0
LIB V. Alonzo Echevarria-Garza	23	1.93%	<div><div></div></div>	11	12	0	0	0
Total Votes Cast	1,189	100.00%	<div><div></div></div>	308	825	55	1	0
Overvotes	0			0	0	0	0	0
Undervotes	33			9	23	1	0	0
Contest Totals	1,222			317	848	56	1	0

Commissioner of the General Land Office

Vote For 1

	TOTAL	VOTE %		Election Day	Early Voting	Ballot By Mail	Provisional Ballots	Limited Ballots
REP Dawn Buckingham	623	52.44%	<div><div></div></div>	155	437	30	1	0
DEM Jay Kleberg	545	45.88%	<div><div></div></div>	145	378	22	0	0
GRN Alfred Molison, Jr	18	1.52%	<div><div></div></div>	5	12	1	0	0
Write-In Totals	2	0.17%	<div><div></div></div>	0	2	0	0	0
Total Votes Cast	1,188	100.00%	<div><div></div></div>	305	829	53	1	0
Overvotes	0			0	0	0	0	0
Undervotes	34			12	19	3	0	0
Contest Totals	1,222			317	848	56	1	0

Commissioner of Agriculture

Vote For 1

	TOTAL	VOTE %		Election Day	Early Voting	Ballot By Mail	Provisional Ballots	Limited Ballots
REP Sid Miller	602	51.15%	<div><div></div></div>	157	415	29	1	0
DEM Susan Hays	575	48.85%	<div><div></div></div>	146	404	25	0	0
Total Votes Cast	1,177	100.00%	<div><div></div></div>	303	819	54	1	0
Overvotes	0			0	0	0	0	0
Undervotes	45			14	29	2	0	0
Contest Totals	1,222			317	848	56	1	0

Railroad Commissioner

Vote For 1

	TOTAL	VOTE %		Election Day	Early Voting	Ballot By Mail	Provisional Ballots	Limited Ballots
REP Wayne Christian	598	50.68%	<div><div></div></div>	151	416	30	1	0
DEM Luke Warford	532	45.08%	<div><div></div></div>	133	377	22	0	0
LIB Jaime Andres Diez	37	3.14%	<div><div></div></div>	14	23	0	0	0
GRN Hunter Wayne Crow	13	1.10%	<div><div></div></div>	5	8	0	0	0
Total Votes Cast	1,180	100.00%	<div><div></div></div>	303	824	52	1	0
Overvotes	0			0	0	0	0	0
Undervotes	42			14	24	4	0	0
Contest Totals	1,222			317	848	56	1	0

PCT 171

Justice, Supreme Court, Place 3

Vote For 1

	TOTAL	VOTE %		Election Day	Early Voting	Ballot By Mail	Provisional Ballots	Limited Ballots
REP Debra Lehrmann	608	51.39%	<div><div></div></div>	153	425	29	1	0
DEM Erin A. Nowell	551	46.58%	<div><div></div></div>	142	386	23	0	0
LIB Thomas Edward Oxford	24	2.03%	<div><div></div></div>	9	15	0	0	0
Total Votes Cast	1,183	100.00%	<div><div></div></div>	304	826	52	1	0
Overvotes	0			0	0	0	0	0
Undervotes	39			13	22	4	0	0
Contest Totals	1,222			317	848	56	1	0

Justice, Supreme Court, Place 5

Vote For 1

	TOTAL	VOTE %		Election Day	Early Voting	Ballot By Mail	Provisional Ballots	Limited Ballots
REP Rebeca Huddle	619	52.59%	<div><div></div></div>	159	430	29	1	0
DEM Amanda Reichel	558	47.41%	<div><div></div></div>	146	389	23	0	0
Total Votes Cast	1,177	100.00%	<div><div></div></div>	305	819	52	1	0
Overvotes	0			0	0	0	0	0
Undervotes	45			12	29	4	0	0
Contest Totals	1,222			317	848	56	1	0

Justice, Supreme Court, Place 9

Vote For 1

	TOTAL	VOTE %		Election Day	Early Voting	Ballot By Mail	Provisional Ballots	Limited Ballots
REP Evan Young	602	51.32%	<div><div></div></div>	154	417	30	1	0
DEM Julia Maldonado	571	48.68%	<div><div></div></div>	149	399	23	0	0
Total Votes Cast	1,173	100.00%	<div><div></div></div>	303	816	53	1	0
Overvotes	0			0	0	0	0	0
Undervotes	49			14	32	3	0	0
Contest Totals	1,222			317	848	56	1	0

Judge, Court of Criminal Appeals, Place 5

Vote For 1

	TOTAL	VOTE %		Election Day	Early Voting	Ballot By Mail	Provisional Ballots	Limited Ballots
REP Scott Walker	610	52.00%	<div><div></div></div>	155	424	30	1	0
DEM Dana Huffman	563	48.00%	<div><div></div></div>	149	391	23	0	0
Total Votes Cast	1,173	100.00%	<div><div></div></div>	304	815	53	1	0
Overvotes	0			0	0	0	0	0
Undervotes	49			13	33	3	0	0
Contest Totals	1,222			317	848	56	1	0

PCT 171

Judge, Court of Criminal Appeals, Place 6

Vote For 1

	TOTAL	VOTE %		Election Day	Early Voting	Ballot By Mail	Provisional Ballots	Limited Ballots
REP Jesse F. McClure, III	612	52.40%	<div><div></div></div>	157	425	29	1	0
DEM Robert Johnson	556	47.60%	<div><div></div></div>	145	388	23	0	0
Total Votes Cast	1,168	100.00%	<div><div></div></div>	302	813	52	1	0
Overvotes	0			0	0	0	0	0
Undervotes	54			15	35	4	0	0
Contest Totals	1,222			317	848	56	1	0

Member, State Board of Education, District 12 CCD

Vote For 1

	TOTAL	VOTE %		Election Day	Early Voting	Ballot By Mail	Provisional Ballots	Limited Ballots
REP Pam Little	609	51.48%	<div><div></div></div>	153	424	31	1	0
DEM Alex Cornwallis	541	45.73%	<div><div></div></div>	138	380	23	0	0
LIB Christy Mowrey	31	2.62%	<div><div></div></div>	15	16	0	0	0
Write-In Totals	2	0.17%	<div><div></div></div>	1	1	0	0	0
Total Votes Cast	1,183	100.00%	<div><div></div></div>	307	821	54	1	0
Overvotes	0			0	0	0	0	0
Undervotes	39			10	27	2	0	0
Contest Totals	1,222			317	848	56	1	0

State Senator, District 8

Vote For 1

	TOTAL	VOTE %		Election Day	Early Voting	Ballot By Mail	Provisional Ballots	Limited Ballots
REP Angela Paxton	587	49.58%	<div><div></div></div>	151	407	28	1	0
DEM Jonathan Cocks	570	48.14%	<div><div></div></div>	145	402	23	0	0
LIB Edward Kless	27	2.28%	<div><div></div></div>	9	17	1	0	0
Total Votes Cast	1,184	100.00%	<div><div></div></div>	305	826	52	1	0
Overvotes	0			0	0	0	0	0
Undervotes	38			12	22	4	0	0
Contest Totals	1,222			317	848	56	1	0

State Representative, District 67

Vote For 1

	TOTAL	VOTE %		Election Day	Early Voting	Ballot By Mail	Provisional Ballots	Limited Ballots
REP Jeff Leach	619	52.59%	<div><div></div></div>	156	432	30	1	0
DEM Kevin Morris	558	47.41%	<div><div></div></div>	144	391	23	0	0
Total Votes Cast	1,177	100.00%	<div><div></div></div>	300	823	53	1	0
Overvotes	0			0	0	0	0	0
Undervotes	45			17	25	3	0	0
Contest Totals	1,222			317	848	56	1	0

PCT 171

Justice, 5th Court of Appeals District, Place 4

Vote For 1

	TOTAL	VOTE %		Election Day	Early Voting	Ballot By Mail	Provisional Ballots	Limited Ballots
REP Emily A. Miskel	614	52.52%	<div><div></div></div>	157	425	31	1	0
DEM Maricela Moore	555	47.48%	<div><div></div></div>	147	385	23	0	0
Total Votes Cast	1,169	100.00%	<div><div></div></div>	304	810	54	1	0
Overvotes	0			0	0	0	0	0
Undervotes	53			13	38	2	0	0
Contest Totals	1,222			317	848	56	1	0

Justice, 5th Court of Appeals District, Place 7

Vote For 1

	TOTAL	VOTE %		Election Day	Early Voting	Ballot By Mail	Provisional Ballots	Limited Ballots
REP Kristina Williams	606	51.75%	<div><div></div></div>	155	419	31	1	0
DEM Nancy Kennedy	565	48.25%	<div><div></div></div>	150	392	23	0	0
Total Votes Cast	1,171	100.00%	<div><div></div></div>	305	811	54	1	0
Overvotes	0			0	0	0	0	0
Undervotes	51			12	37	2	0	0
Contest Totals	1,222			317	848	56	1	0

County Judge CCD

Vote For 1

	TOTAL	VOTE %		Election Day	Early Voting	Ballot By Mail	Provisional Ballots	Limited Ballots
REP Chris Hill	612	51.91%	<div><div></div></div>	155	425	31	1	0
DEM Joshua Murray	567	48.09%	<div><div></div></div>	151	393	23	0	0
Total Votes Cast	1,179	100.00%	<div><div></div></div>	306	818	54	1	0
Overvotes	0			0	0	0	0	0
Undervotes	43			11	30	2	0	0
Contest Totals	1,222			317	848	56	1	0

District Clerk CCD

Vote For 1

	TOTAL	VOTE %		Election Day	Early Voting	Ballot By Mail	Provisional Ballots	Limited Ballots
REP Mike Gould	615	52.47%	<div><div></div></div>	156	427	31	1	0
DEM David Brignac	557	47.53%	<div><div></div></div>	148	386	23	0	0
Total Votes Cast	1,172	100.00%	<div><div></div></div>	304	813	54	1	0
Overvotes	0			0	0	0	0	0
Undervotes	50			13	35	2	0	0
Contest Totals	1,222			317	848	56	1	0

PCT 171

County Commissioner, Precinct 4

Vote For 1

	TOTAL	VOTE %		Election Day	Early Voting	Ballot By Mail	Provision al Ballots	Limited Ballots
REP Duncan Webb	616	52.88%	<div><div></div></div>	160	424	31	1	0
DEM Jeffrey Williams	549	47.12%	<div><div></div></div>	145	382	22	0	0
Total Votes Cast	1,165	100.00%	<div><div></div></div>	305	806	53	1	0
Overvotes	0			0	0	0	0	0
Undervotes	57			12	42	3	0	0
Contest Totals	1,222			317	848	56	1	0

Justice of the Peace, Precinct 3

Vote For 1

	TOTAL	VOTE %		Election Day	Early Voting	Ballot By Mail	Provision al Ballots	Limited Ballots
REP Mike Missildine	614	52.66%	<div><div></div></div>	161	422	30	1	0
DEM Irvin Lynn Barrett	552	47.34%	<div><div></div></div>	146	383	23	0	0
Total Votes Cast	1,166	100.00%	<div><div></div></div>	307	805	53	1	0
Overvotes	0			0	0	0	0	0
Undervotes	56			10	43	3	0	0
Contest Totals	1,222			317	848	56	1	0

PCT 172

U. S. Representative District 3

Vote For 1

	TOTAL	VOTE %		Election Day	Early Voting	Ballot By Mail	Provisional Ballots	Limited Ballots
REP Keith Self	1,901	64.81%	<div><div></div></div>	605	1,264	32	0	0
DEM Sandeep Srivastava	936	31.91%	<div><div></div></div>	260	650	24	2	0
LIB Christopher Claytor	96	3.27%	<div><div></div></div>	40	54	2	0	0
Total Votes Cast	2,933	100.00%	<div><div></div></div>	905	1,968	58	2	0
Overvotes	0			0	0	0	0	0
Undervotes	54			18	35	1	0	0
Contest Totals	2,987			923	2,003	59	2	0

Governor

Vote For 1

	TOTAL	VOTE %		Election Day	Early Voting	Ballot By Mail	Provisional Ballots	Limited Ballots
REP Greg Abbott	1,913	64.28%	<div><div></div></div>	614	1,268	31	0	0
DEM Beto O'Rourke	1,009	33.90%	<div><div></div></div>	287	698	22	2	0
LIB Mark Tippetts	44	1.48%	<div><div></div></div>	13	29	2	0	0
GRN Delilah Barrios	7	0.24%	<div><div></div></div>	4	3	0	0	0
Write-In Totals	3	0.10%	<div><div></div></div>	1	0	2	0	0
Total Votes Cast	2,976	100.00%	<div><div></div></div>	919	1,998	57	2	0
Overvotes	0			0	0	0	0	0
Undervotes	11			4	5	2	0	0
Contest Totals	2,987			923	2,003	59	2	0

Lieutenant Governor

Vote For 1

	TOTAL	VOTE %		Election Day	Early Voting	Ballot By Mail	Provisional Ballots	Limited Ballots
REP Dan Patrick	1,854	63.10%	<div><div></div></div>	591	1,235	28	0	0
DEM Mike Collier	979	33.32%	<div><div></div></div>	277	673	27	2	0
LIB Shanna Steele	105	3.57%	<div><div></div></div>	34	69	2	0	0
Total Votes Cast	2,938	100.00%	<div><div></div></div>	902	1,977	57	2	0
Overvotes	0			0	0	0	0	0
Undervotes	49			21	26	2	0	0
Contest Totals	2,987			923	2,003	59	2	0

Attorney General

Vote For 1

	TOTAL	VOTE %		Election Day	Early Voting	Ballot By Mail	Provisional Ballots	Limited Ballots
REP Ken Paxton	1,821	62.15%	<div><div></div></div>	575	1,219	27	0	0
DEM Rochelle Mercedes Garza	980	33.45%	<div><div></div></div>	279	675	24	2	0
LIB Mark Ash	129	4.40%	<div><div></div></div>	46	76	7	0	0
Total Votes Cast	2,930	100.00%	<div><div></div></div>	900	1,970	58	2	0
Overvotes	0			0	0	0	0	0
Undervotes	57			23	33	1	0	0
Contest Totals	2,987			923	2,003	59	2	0

PCT 172

Comptroller of Public Accounts

Vote For 1

	TOTAL	VOTE %		Election Day	Early Voting	Ballot By Mail	Provisional Ballots	Limited Ballots
REP Glenn Hegar	1,887	64.87%	<div><div></div></div>	592	1,263	32	0	0
DEM Janet T. Dudding	933	32.07%	<div><div></div></div>	267	640	24	2	0
LIB V. Alonzo Echevarria-Garza	89	3.06%	<div><div></div></div>	34	54	1	0	0
Total Votes Cast	2,909	100.00%	<div><div></div></div>	893	1,957	57	2	0
Overvotes	0			0	0	0	0	0
Undervotes	78			30	46	2	0	0
Contest Totals	2,987			923	2,003	59	2	0

Commissioner of the General Land Office

Vote For 1

	TOTAL	VOTE %		Election Day	Early Voting	Ballot By Mail	Provisional Ballots	Limited Ballots
REP Dawn Buckingham	1,933	66.47%	<div><div></div></div>	616	1,286	31	0	0
DEM Jay Kleberg	932	32.05%	<div><div></div></div>	259	647	24	2	0
GRN Alfred Molison, Jr	38	1.31%	<div><div></div></div>	16	20	2	0	0
Write-In Totals	5	0.17%	<div><div></div></div>	2	3	0	0	0
Total Votes Cast	2,908	100.00%	<div><div></div></div>	893	1,956	57	2	0
Overvotes	0			0	0	0	0	0
Undervotes	79			30	47	2	0	0
Contest Totals	2,987			923	2,003	59	2	0

Commissioner of Agriculture

Vote For 1

	TOTAL	VOTE %		Election Day	Early Voting	Ballot By Mail	Provisional Ballots	Limited Ballots
REP Sid Miller	1,925	66.27%	<div><div></div></div>	616	1,277	32	0	0
DEM Susan Hays	980	33.73%	<div><div></div></div>	281	672	25	2	0
Total Votes Cast	2,905	100.00%	<div><div></div></div>	897	1,949	57	2	0
Overvotes	0			0	0	0	0	0
Undervotes	82			26	54	2	0	0
Contest Totals	2,987			923	2,003	59	2	0

Railroad Commissioner

Vote For 1

	TOTAL	VOTE %		Election Day	Early Voting	Ballot By Mail	Provisional Ballots	Limited Ballots
REP Wayne Christian	1,868	64.30%	<div><div></div></div>	590	1,247	31	0	0
DEM Luke Warford	910	31.33%	<div><div></div></div>	253	632	23	2	0
LIB Jaime Andres Diez	98	3.37%	<div><div></div></div>	41	55	2	0	0
GRN Hunter Wayne Crow	29	1.00%	<div><div></div></div>	12	16	1	0	0
Total Votes Cast	2,905	100.00%	<div><div></div></div>	896	1,950	57	2	0
Overvotes	0			0	0	0	0	0
Undervotes	82			27	53	2	0	0
Contest Totals	2,987			923	2,003	59	2	0

PCT 172

Justice, Supreme Court, Place 3

Vote For 1

	TOTAL	VOTE %		Election Day	Early Voting	Ballot By Mail	Provisional Ballots	Limited Ballots
REP Debra Lehrmann	1,879	64.68%	<div><div></div></div>	586	1,262	31	0	0
DEM Erin A. Nowell	938	32.29%	<div><div></div></div>	264	647	25	2	0
LIB Thomas Edward Oxford	88	3.03%	<div><div></div></div>	39	47	2	0	0
Total Votes Cast	2,905	100.00%	<div><div></div></div>	889	1,956	58	2	0
Overvotes	0			0	0	0	0	0
Undervotes	82			34	47	1	0	0
Contest Totals	2,987			923	2,003	59	2	0

Justice, Supreme Court, Place 5

Vote For 1

	TOTAL	VOTE %		Election Day	Early Voting	Ballot By Mail	Provisional Ballots	Limited Ballots
REP Rebeca Huddle	1,925	66.59%	<div><div></div></div>	613	1,278	34	0	0
DEM Amanda Reichel	966	33.41%	<div><div></div></div>	274	666	24	2	0
Total Votes Cast	2,891	100.00%	<div><div></div></div>	887	1,944	58	2	0
Overvotes	0			0	0	0	0	0
Undervotes	96			36	59	1	0	0
Contest Totals	2,987			923	2,003	59	2	0

Justice, Supreme Court, Place 9

Vote For 1

	TOTAL	VOTE %		Election Day	Early Voting	Ballot By Mail	Provisional Ballots	Limited Ballots
REP Evan Young	1,906	65.79%	<div><div></div></div>	605	1,269	32	0	0
DEM Julia Maldonado	991	34.21%	<div><div></div></div>	284	679	26	2	0
Total Votes Cast	2,897	100.00%	<div><div></div></div>	889	1,948	58	2	0
Overvotes	0			0	0	0	0	0
Undervotes	90			34	55	1	0	0
Contest Totals	2,987			923	2,003	59	2	0

Judge, Court of Criminal Appeals, Place 5

Vote For 1

	TOTAL	VOTE %		Election Day	Early Voting	Ballot By Mail	Provisional Ballots	Limited Ballots
REP Scott Walker	1,918	66.37%	<div><div></div></div>	611	1,275	32	0	0
DEM Dana Huffman	972	33.63%	<div><div></div></div>	276	669	25	2	0
Total Votes Cast	2,890	100.00%	<div><div></div></div>	887	1,944	57	2	0
Overvotes	0			0	0	0	0	0
Undervotes	97			36	59	2	0	0
Contest Totals	2,987			923	2,003	59	2	0

PCT 172

Judge, Court of Criminal Appeals, Place 6

Vote For 1

	TOTAL	VOTE %		Election Day	Early Voting	Ballot By Mail	Provisional Ballots	Limited Ballots
REP Jesse F. McClure, III	1,918	66.32%	<div><div></div></div>	608	1,278	32	0	0
DEM Robert Johnson	974	33.68%	<div><div></div></div>	281	666	25	2	0
Total Votes Cast	2,892	100.00%	<div><div></div></div>	889	1,944	57	2	0
Overvotes	0			0	0	0	0	0
Undervotes	95			34	59	2	0	0
Contest Totals	2,987			923	2,003	59	2	0

Member, State Board of Education, District 12 CCD

Vote For 1

	TOTAL	VOTE %		Election Day	Early Voting	Ballot By Mail	Provisional Ballots	Limited Ballots
REP Pam Little	1,858	63.96%	<div><div></div></div>	587	1,241	30	0	0
DEM Alex Cornwallis	919	31.64%	<div><div></div></div>	257	635	25	2	0
LIB Christy Mowrey	125	4.30%	<div><div></div></div>	47	76	2	0	0
Write-In Totals	3	0.10%	<div><div></div></div>	2	1	0	0	0
Total Votes Cast	2,905	100.00%	<div><div></div></div>	893	1,953	57	2	0
Overvotes	0			0	0	0	0	0
Undervotes	82			30	50	2	0	0
Contest Totals	2,987			923	2,003	59	2	0

State Senator, District 8

Vote For 1

	TOTAL	VOTE %		Election Day	Early Voting	Ballot By Mail	Provisional Ballots	Limited Ballots
REP Angela Paxton	1,830	63.28%	<div><div></div></div>	581	1,223	26	0	0
DEM Jonathan Cocks	963	33.30%	<div><div></div></div>	267	666	28	2	0
LIB Edward Kless	99	3.42%	<div><div></div></div>	40	57	2	0	0
Total Votes Cast	2,892	100.00%	<div><div></div></div>	888	1,946	56	2	0
Overvotes	1			0	0	1	0	0
Undervotes	94			35	57	2	0	0
Contest Totals	2,987			923	2,003	59	2	0

State Representative, District 67

Vote For 1

	TOTAL	VOTE %		Election Day	Early Voting	Ballot By Mail	Provisional Ballots	Limited Ballots
REP Jeff Leach	1,904	65.86%	<div><div></div></div>	602	1,271	31	0	0
DEM Kevin Morris	987	34.14%	<div><div></div></div>	284	675	26	2	0
Total Votes Cast	2,891	100.00%	<div><div></div></div>	886	1,946	57	2	0
Overvotes	0			0	0	0	0	0
Undervotes	96			37	57	2	0	0
Contest Totals	2,987			923	2,003	59	2	0

PCT 172

Justice, 5th Court of Appeals District, Place 4

Vote For 1

	TOTAL	VOTE %		Election Day	Early Voting	Ballot By Mail	Provisional Ballots	Limited Ballots
REP Emily A. Miskel	1,926	66.64%	<div><div></div></div>	616	1,279	31	0	0
DEM Maricela Moore	964	33.36%	<div><div></div></div>	271	666	25	2	0
Total Votes Cast	2,890	100.00%	<div><div></div></div>	887	1,945	56	2	0
Overvotes	0			0	0	0	0	0
Undervotes	97			36	58	3	0	0
Contest Totals	2,987			923	2,003	59	2	0

Justice, 5th Court of Appeals District, Place 7

Vote For 1

	TOTAL	VOTE %		Election Day	Early Voting	Ballot By Mail	Provisional Ballots	Limited Ballots
REP Kristina Williams	1,905	65.94%	<div><div></div></div>	603	1,269	33	0	0
DEM Nancy Kennedy	984	34.06%	<div><div></div></div>	280	678	24	2	0
Total Votes Cast	2,889	100.00%	<div><div></div></div>	883	1,947	57	2	0
Overvotes	0			0	0	0	0	0
Undervotes	98			40	56	2	0	0
Contest Totals	2,987			923	2,003	59	2	0

County Judge CCD

Vote For 1

	TOTAL	VOTE %		Election Day	Early Voting	Ballot By Mail	Provisional Ballots	Limited Ballots
REP Chris Hill	1,910	65.91%	<div><div></div></div>	611	1,266	33	0	0
DEM Joshua Murray	988	34.09%	<div><div></div></div>	278	684	24	2	0
Total Votes Cast	2,898	100.00%	<div><div></div></div>	889	1,950	57	2	0
Overvotes	0			0	0	0	0	0
Undervotes	89			34	53	2	0	0
Contest Totals	2,987			923	2,003	59	2	0

District Clerk CCD

Vote For 1

	TOTAL	VOTE %		Election Day	Early Voting	Ballot By Mail	Provisional Ballots	Limited Ballots
REP Mike Gould	1,932	67.04%	<div><div></div></div>	616	1,284	32	0	0
DEM David Brignac	950	32.96%	<div><div></div></div>	269	654	25	2	0
Total Votes Cast	2,882	100.00%	<div><div></div></div>	885	1,938	57	2	0
Overvotes	0			0	0	0	0	0
Undervotes	105			38	65	2	0	0
Contest Totals	2,987			923	2,003	59	2	0

PCT 173

U. S. Representative District 3

Vote For 1

	TOTAL	VOTE %		Election Day	Early Voting	Ballot By Mail	Provision al Ballots	Limited Ballots
REP Keith Self	272	70.83%	<div><div></div></div>	47	214	11	0	0
DEM Sandeep Srivastava	104	27.08%	<div><div></div></div>	25	71	8	0	0
LIB Christopher Claytor	8	2.08%	<div><div></div></div>	4	4	0	0	0
Total Votes Cast	384	100.00%	<div><div></div></div>	76	289	19	0	0
Overvotes	0			0	0	0	0	0
Undervotes	5			1	3	1	0	0
Contest Totals	389			77	292	20	0	0

Governor

Vote For 1

	TOTAL	VOTE %		Election Day	Early Voting	Ballot By Mail	Provision al Ballots	Limited Ballots
REP Greg Abbott	264	68.04%	<div><div></div></div>	46	207	11	0	0
DEM Beto O'Rourke	121	31.19%	<div><div></div></div>	29	83	9	0	0
LIB Mark Tippetts	3	0.77%	<div><div></div></div>	1	2	0	0	0
GRN Delilah Barrios	0	0.00%	<div><div></div></div>	0	0	0	0	0
Write-In Totals	0	0.00%	<div><div></div></div>	0	0	0	0	0
Total Votes Cast	388	100.00%	<div><div></div></div>	76	292	20	0	0
Overvotes	0			0	0	0	0	0
Undervotes	1			1	0	0	0	0
Contest Totals	389			77	292	20	0	0

Lieutenant Governor

Vote For 1

	TOTAL	VOTE %		Election Day	Early Voting	Ballot By Mail	Provision al Ballots	Limited Ballots
REP Dan Patrick	255	66.06%	<div><div></div></div>	45	200	10	0	0
DEM Mike Collier	126	32.64%	<div><div></div></div>	30	87	9	0	0
LIB Shanna Steele	5	1.30%	<div><div></div></div>	1	4	0	0	0
Total Votes Cast	386	100.00%	<div><div></div></div>	76	291	19	0	0
Overvotes	0			0	0	0	0	0
Undervotes	3			1	1	1	0	0
Contest Totals	389			77	292	20	0	0

Attorney General

Vote For 1

	TOTAL	VOTE %		Election Day	Early Voting	Ballot By Mail	Provision al Ballots	Limited Ballots
REP Ken Paxton	254	65.63%	<div><div></div></div>	47	198	9	0	0
DEM Rochelle Mercedes Garza	117	30.23%	<div><div></div></div>	27	81	9	0	0
LIB Mark Ash	16	4.13%	<div><div></div></div>	3	12	1	0	0
Total Votes Cast	387	100.00%	<div><div></div></div>	77	291	19	0	0
Overvotes	0			0	0	0	0	0
Undervotes	2			0	1	1	0	0
Contest Totals	389			77	292	20	0	0

PCT 173

Comptroller of Public Accounts

Vote For 1

	TOTAL	VOTE %		Election Day	Early Voting	Ballot By Mail	Provisional Ballots	Limited Ballots
REP Glenn Hegar	276	72.63%	<div><div></div></div>	53	213	10	0	0
DEM Janet T. Dudding	101	26.58%	<div><div></div></div>	22	71	8	0	0
LIB V. Alonzo Echevarria-Garza	3	0.79%	<div><div></div></div>	0	3	0	0	0
Total Votes Cast	380	100.00%	<div><div></div></div>	75	287	18	0	0
Overvotes	0			0	0	0	0	0
Undervotes	9			2	5	2	0	0
Contest Totals	389			77	292	20	0	0

Commissioner of the General Land Office

Vote For 1

	TOTAL	VOTE %		Election Day	Early Voting	Ballot By Mail	Provisional Ballots	Limited Ballots
REP Dawn Buckingham	270	71.05%	<div><div></div></div>	48	212	10	0	0
DEM Jay Kleberg	108	28.42%	<div><div></div></div>	26	74	8	0	0
GRN Alfred Molison, Jr	2	0.53%	<div><div></div></div>	1	1	0	0	0
Write-In Totals	0	0.00%	<div><div></div></div>	0	0	0	0	0
Total Votes Cast	380	100.00%	<div><div></div></div>	75	287	18	0	0
Overvotes	0			0	0	0	0	0
Undervotes	9			2	5	2	0	0
Contest Totals	389			77	292	20	0	0

Commissioner of Agriculture

Vote For 1

	TOTAL	VOTE %		Election Day	Early Voting	Ballot By Mail	Provisional Ballots	Limited Ballots
REP Sid Miller	272	70.65%	<div><div></div></div>	49	213	10	0	0
DEM Susan Hays	113	29.35%	<div><div></div></div>	28	76	9	0	0
Total Votes Cast	385	100.00%	<div><div></div></div>	77	289	19	0	0
Overvotes	0			0	0	0	0	0
Undervotes	4			0	3	1	0	0
Contest Totals	389			77	292	20	0	0

Railroad Commissioner

Vote For 1

	TOTAL	VOTE %		Election Day	Early Voting	Ballot By Mail	Provisional Ballots	Limited Ballots
REP Wayne Christian	263	69.21%	<div><div></div></div>	47	205	11	0	0
DEM Luke Warford	112	29.47%	<div><div></div></div>	28	75	9	0	0
LIB Jaime Andres Diez	4	1.05%	<div><div></div></div>	0	4	0	0	0
GRN Hunter Wayne Crow	1	0.26%	<div><div></div></div>	0	1	0	0	0
Total Votes Cast	380	100.00%	<div><div></div></div>	75	285	20	0	0
Overvotes	0			0	0	0	0	0
Undervotes	9			2	7	0	0	0
Contest Totals	389			77	292	20	0	0

PCT 173

Justice, Supreme Court, Place 3

Vote For 1

	TOTAL	VOTE %		Election Day	Early Voting	Ballot By Mail	Provisional Ballots	Limited Ballots
REP Debra Lehrmann	273	71.09%	<div><div></div></div>	51	212	10	0	0
DEM Erin A. Nowell	109	28.39%	<div><div></div></div>	25	75	9	0	0
LIB Thomas Edward Oxford	2	0.52%	<div><div></div></div>	0	1	1	0	0
Total Votes Cast	384	100.00%	<div><div></div></div>	76	288	20	0	0
Overvotes	0			0	0	0	0	0
Undervotes	5			1	4	0	0	0
Contest Totals	389			77	292	20	0	0

Justice, Supreme Court, Place 5

Vote For 1

	TOTAL	VOTE %		Election Day	Early Voting	Ballot By Mail	Provisional Ballots	Limited Ballots
REP Rebeca Huddle	273	71.28%	<div><div></div></div>	50	212	11	0	0
DEM Amanda Reichel	110	28.72%	<div><div></div></div>	26	76	8	0	0
Total Votes Cast	383	100.00%	<div><div></div></div>	76	288	19	0	0
Overvotes	0			0	0	0	0	0
Undervotes	6			1	4	1	0	0
Contest Totals	389			77	292	20	0	0

Justice, Supreme Court, Place 9

Vote For 1

	TOTAL	VOTE %		Election Day	Early Voting	Ballot By Mail	Provisional Ballots	Limited Ballots
REP Evan Young	272	71.20%	<div><div></div></div>	50	212	10	0	0
DEM Julia Maldonado	110	28.80%	<div><div></div></div>	26	76	8	0	0
Total Votes Cast	382	100.00%	<div><div></div></div>	76	288	18	0	0
Overvotes	0			0	0	0	0	0
Undervotes	7			1	4	2	0	0
Contest Totals	389			77	292	20	0	0

Judge, Court of Criminal Appeals, Place 5

Vote For 1

	TOTAL	VOTE %		Election Day	Early Voting	Ballot By Mail	Provisional Ballots	Limited Ballots
REP Scott Walker	269	70.60%	<div><div></div></div>	49	209	11	0	0
DEM Dana Huffman	112	29.40%	<div><div></div></div>	26	77	9	0	0
Total Votes Cast	381	100.00%	<div><div></div></div>	75	286	20	0	0
Overvotes	0			0	0	0	0	0
Undervotes	8			2	6	0	0	0
Contest Totals	389			77	292	20	0	0

PCT 173

Judge, Court of Criminal Appeals, Place 6

Vote For 1

	TOTAL	VOTE %		Election Day	Early Voting	Ballot By Mail	Provisional Ballots	Limited Ballots
REP Jesse F. McClure, III	268	70.34%	<div><div></div></div>	47	211	10	0	0
DEM Robert Johnson	113	29.66%	<div><div></div></div>	28	76	9	0	0
Total Votes Cast	381	100.00%	<div><div></div></div>	75	287	19	0	0
Overvotes	0			0	0	0	0	0
Undervotes	8			2	5	1	0	0
Contest Totals	389			77	292	20	0	0

Member, State Board of Education, District 12 CCD

Vote For 1

	TOTAL	VOTE %		Election Day	Early Voting	Ballot By Mail	Provisional Ballots	Limited Ballots
REP Pam Little	269	70.42%	<div><div></div></div>	48	211	10	0	0
DEM Alex Cornwallis	109	28.53%	<div><div></div></div>	28	72	9	0	0
LIB Christy Mowrey	4	1.05%	<div><div></div></div>	0	4	0	0	0
Write-In Totals	0	0.00%	<div><div></div></div>	0	0	0	0	0
Total Votes Cast	382	100.00%	<div><div></div></div>	76	287	19	0	0
Overvotes	0			0	0	0	0	0
Undervotes	7			1	5	1	0	0
Contest Totals	389			77	292	20	0	0

State Senator, District 8

Vote For 1

	TOTAL	VOTE %		Election Day	Early Voting	Ballot By Mail	Provisional Ballots	Limited Ballots
REP Angela Paxton	251	66.05%	<div><div></div></div>	45	197	9	0	0
DEM Jonathan Cocks	118	31.05%	<div><div></div></div>	28	81	9	0	0
LIB Edward Kless	11	2.89%	<div><div></div></div>	1	9	1	0	0
Total Votes Cast	380	100.00%	<div><div></div></div>	74	287	19	0	0
Overvotes	0			0	0	0	0	0
Undervotes	9			3	5	1	0	0
Contest Totals	389			77	292	20	0	0

State Representative, District 61

Vote For 1

	TOTAL	VOTE %		Election Day	Early Voting	Ballot By Mail	Provisional Ballots	Limited Ballots
REP Frederick Frazier	266	69.45%	<div><div></div></div>	47	209	10	0	0
DEM Sheena King	117	30.55%	<div><div></div></div>	28	80	9	0	0
Total Votes Cast	383	100.00%	<div><div></div></div>	75	289	19	0	0
Overvotes	0			0	0	0	0	0
Undervotes	6			2	3	1	0	0
Contest Totals	389			77	292	20	0	0

PCT 173

Justice, 5th Court of Appeals District, Place 4

Vote For 1

	TOTAL	VOTE %		Election Day	Early Voting	Ballot By Mail	Provisional Ballots	Limited Ballots
REP Emily A. Miskel	272	72.53%	<div><div></div></div>	48	214	10	0	0
DEM Maricela Moore	103	27.47%	<div><div></div></div>	26	69	8	0	0
Total Votes Cast	375	100.00%	<div><div></div></div>	74	283	18	0	0
Overvotes	0			0	0	0	0	0
Undervotes	14			3	9	2	0	0
Contest Totals	389			77	292	20	0	0

Justice, 5th Court of Appeals District, Place 7

Vote For 1

	TOTAL	VOTE %		Election Day	Early Voting	Ballot By Mail	Provisional Ballots	Limited Ballots
REP Kristina Williams	269	71.16%	<div><div></div></div>	47	212	10	0	0
DEM Nancy Kennedy	109	28.84%	<div><div></div></div>	28	73	8	0	0
Total Votes Cast	378	100.00%	<div><div></div></div>	75	285	18	0	0
Overvotes	0			0	0	0	0	0
Undervotes	11			2	7	2	0	0
Contest Totals	389			77	292	20	0	0

County Judge CCD

Vote For 1

	TOTAL	VOTE %		Election Day	Early Voting	Ballot By Mail	Provisional Ballots	Limited Ballots
REP Chris Hill	271	70.57%	<div><div></div></div>	48	212	11	0	0
DEM Joshua Murray	113	29.43%	<div><div></div></div>	28	76	9	0	0
Total Votes Cast	384	100.00%	<div><div></div></div>	76	288	20	0	0
Overvotes	0			0	0	0	0	0
Undervotes	5			1	4	0	0	0
Contest Totals	389			77	292	20	0	0

District Clerk CCD

Vote For 1

	TOTAL	VOTE %		Election Day	Early Voting	Ballot By Mail	Provisional Ballots	Limited Ballots
REP Mike Gould	268	71.09%	<div><div></div></div>	49	209	10	0	0
DEM David Brignac	109	28.91%	<div><div></div></div>	26	75	8	0	0
Total Votes Cast	377	100.00%	<div><div></div></div>	75	284	18	0	0
Overvotes	0			0	0	0	0	0
Undervotes	12			2	8	2	0	0
Contest Totals	389			77	292	20	0	0

PCT 173

Justice of the Peace, Precinct 4

Vote For 1

	TOTAL	VOTE %		Election Day	Early Voting	Ballot By Mail	Provision al Ballots	Limited Ballots
REP Vincent Venegoni	270	70.68%	<div><div></div></div>	49	211	10	0	0
DEM Adam Kern	112	29.32%	<div><div></div></div>	26	77	9	0	0
Total Votes Cast	382	100.00%	<div><div></div></div>	75	288	19	0	0
Overvotes	0			0	0	0	0	0
Undervotes	7			2	4	1	0	0
Contest Totals	389			77	292	20	0	0

PCT 174

U. S. Representative District 3

Vote For 1

	TOTAL	VOTE %		Election Day	Early Voting	Ballot By Mail	Provisional Ballots	Limited Ballots
REP Keith Self	1,201	57.49%	<div><div></div></div>	337	848	16	0	0
DEM Sandeep Srivastava	837	40.07%	<div><div></div></div>	210	600	26	1	0
LIB Christopher Claytor	51	2.44%	<div><div></div></div>	12	37	2	0	0
Total Votes Cast	2,089	100.00%	<div><div></div></div>	559	1,485	44	1	0
Overvotes	0			0	0	0	0	0
Undervotes	40			16	22	2	0	0
Contest Totals	2,129			575	1,507	46	1	0

Governor

Vote For 1

	TOTAL	VOTE %		Election Day	Early Voting	Ballot By Mail	Provisional Ballots	Limited Ballots
REP Greg Abbott	1,199	56.50%	<div><div></div></div>	337	846	16	0	0
DEM Beto O'Rourke	892	42.04%	<div><div></div></div>	225	638	28	1	0
LIB Mark Tippetts	25	1.18%	<div><div></div></div>	7	17	1	0	0
GRN Delilah Barrios	3	0.14%	<div><div></div></div>	1	2	0	0	0
Write-In Totals	3	0.14%	<div><div></div></div>	2	1	0	0	0
Total Votes Cast	2,122	100.00%	<div><div></div></div>	572	1,504	45	1	0
Overvotes	0			0	0	0	0	0
Undervotes	7			3	3	1	0	0
Contest Totals	2,129			575	1,507	46	1	0

Lieutenant Governor

Vote For 1

	TOTAL	VOTE %		Election Day	Early Voting	Ballot By Mail	Provisional Ballots	Limited Ballots
REP Dan Patrick	1,152	54.83%	<div><div></div></div>	326	810	16	0	0
DEM Mike Collier	878	41.79%	<div><div></div></div>	217	630	30	1	0
LIB Shanna Steele	71	3.38%	<div><div></div></div>	18	53	0	0	0
Total Votes Cast	2,101	100.00%	<div><div></div></div>	561	1,493	46	1	0
Overvotes	0			0	0	0	0	0
Undervotes	28			14	14	0	0	0
Contest Totals	2,129			575	1,507	46	1	0

Attorney General

Vote For 1

	TOTAL	VOTE %		Election Day	Early Voting	Ballot By Mail	Provisional Ballots	Limited Ballots
REP Ken Paxton	1,150	54.95%	<div><div></div></div>	333	802	15	0	0
DEM Rochelle Mercedes Garza	862	41.18%	<div><div></div></div>	205	626	30	1	0
LIB Mark Ash	81	3.87%	<div><div></div></div>	23	58	0	0	0
Total Votes Cast	2,093	100.00%	<div><div></div></div>	561	1,486	45	1	0
Overvotes	0			0	0	0	0	0
Undervotes	36			14	21	1	0	0
Contest Totals	2,129			575	1,507	46	1	0

PCT 174

Comptroller of Public Accounts

Vote For 1

	TOTAL	VOTE %		Election Day	Early Voting	Ballot By Mail	Provisional Ballots	Limited Ballots
REP Glenn Hegar	1,219	58.58%	<div><div></div></div>	346	857	16	0	0
DEM Janet T. Dudding	811	38.97%	<div><div></div></div>	195	587	28	1	0
LIB V. Alonzo Echevarria-Garza	51	2.45%	<div><div></div></div>	15	35	1	0	0
Total Votes Cast	2,081	100.00%	<div><div></div></div>	556	1,479	45	1	0
Overvotes	0			0	0	0	0	0
Undervotes	48			19	28	1	0	0
Contest Totals	2,129			575	1,507	46	1	0

Commissioner of the General Land Office

Vote For 1

	TOTAL	VOTE %		Election Day	Early Voting	Ballot By Mail	Provisional Ballots	Limited Ballots
REP Dawn Buckingham	1,208	58.24%	<div><div></div></div>	340	852	16	0	0
DEM Jay Kleberg	832	40.12%	<div><div></div></div>	200	603	28	1	0
GRN Alfred Molison, Jr	33	1.59%	<div><div></div></div>	10	22	1	0	0
Write-In Totals	1	0.05%	<div><div></div></div>	0	1	0	0	0
Total Votes Cast	2,074	100.00%	<div><div></div></div>	550	1,478	45	1	0
Overvotes	0			0	0	0	0	0
Undervotes	55			25	29	1	0	0
Contest Totals	2,129			575	1,507	46	1	0

Commissioner of Agriculture

Vote For 1

	TOTAL	VOTE %		Election Day	Early Voting	Ballot By Mail	Provisional Ballots	Limited Ballots
REP Sid Miller	1,207	58.34%	<div><div></div></div>	332	859	16	0	0
DEM Susan Hays	862	41.66%	<div><div></div></div>	215	617	29	1	0
Total Votes Cast	2,069	100.00%	<div><div></div></div>	547	1,476	45	1	0
Overvotes	0			0	0	0	0	0
Undervotes	60			28	31	1	0	0
Contest Totals	2,129			575	1,507	46	1	0

Railroad Commissioner

Vote For 1

	TOTAL	VOTE %		Election Day	Early Voting	Ballot By Mail	Provisional Ballots	Limited Ballots
REP Wayne Christian	1,178	57.05%	<div><div></div></div>	331	833	14	0	0
DEM Luke Warford	801	38.79%	<div><div></div></div>	194	578	28	1	0
LIB Jaime Andres Diez	66	3.20%	<div><div></div></div>	17	48	1	0	0
GRN Hunter Wayne Crow	20	0.97%	<div><div></div></div>	8	11	1	0	0
Total Votes Cast	2,065	100.00%	<div><div></div></div>	550	1,470	44	1	0
Overvotes	0			0	0	0	0	0
Undervotes	64			25	37	2	0	0
Contest Totals	2,129			575	1,507	46	1	0

PCT 174

Justice, Supreme Court, Place 3

Vote For 1

	TOTAL	VOTE %		Election Day	Early Voting	Ballot By Mail	Provisional Ballots	Limited Ballots
REP Debra Lehrmann	1,200	57.97%	<div><div></div></div>	339	845	16	0	0
DEM Erin A. Nowell	824	39.81%	<div><div></div></div>	205	590	28	1	0
LIB Thomas Edward Oxford	46	2.22%	<div><div></div></div>	11	35	0	0	0
Total Votes Cast	2,070	100.00%	<div><div></div></div>	555	1,470	44	1	0
Overvotes	0			0	0	0	0	0
Undervotes	59			20	37	2	0	0
Contest Totals	2,129			575	1,507	46	1	0

Justice, Supreme Court, Place 5

Vote For 1

	TOTAL	VOTE %		Election Day	Early Voting	Ballot By Mail	Provisional Ballots	Limited Ballots
REP Rebeca Huddle	1,214	58.90%	<div><div></div></div>	346	852	16	0	0
DEM Amanda Reichel	847	41.10%	<div><div></div></div>	205	613	28	1	0
Total Votes Cast	2,061	100.00%	<div><div></div></div>	551	1,465	44	1	0
Overvotes	0			0	0	0	0	0
Undervotes	68			24	42	2	0	0
Contest Totals	2,129			575	1,507	46	1	0

Justice, Supreme Court, Place 9

Vote For 1

	TOTAL	VOTE %		Election Day	Early Voting	Ballot By Mail	Provisional Ballots	Limited Ballots
REP Evan Young	1,209	58.72%	<div><div></div></div>	339	854	16	0	0
DEM Julia Maldonado	850	41.28%	<div><div></div></div>	213	608	28	1	0
Total Votes Cast	2,059	100.00%	<div><div></div></div>	552	1,462	44	1	0
Overvotes	0			0	0	0	0	0
Undervotes	70			23	45	2	0	0
Contest Totals	2,129			575	1,507	46	1	0

Judge, Court of Criminal Appeals, Place 5

Vote For 1

	TOTAL	VOTE %		Election Day	Early Voting	Ballot By Mail	Provisional Ballots	Limited Ballots
REP Scott Walker	1,218	59.24%	<div><div></div></div>	340	861	17	0	0
DEM Dana Huffman	838	40.76%	<div><div></div></div>	208	602	27	1	0
Total Votes Cast	2,056	100.00%	<div><div></div></div>	548	1,463	44	1	0
Overvotes	0			0	0	0	0	0
Undervotes	73			27	44	2	0	0
Contest Totals	2,129			575	1,507	46	1	0

PCT 174

Judge, Court of Criminal Appeals, Place 6

Vote For 1

	TOTAL	VOTE %		Election Day	Early Voting	Ballot By Mail	Provisional Ballots	Limited Ballots
REP Jesse F. McClure, III	1,210	59.08%	<div><div></div></div>	341	854	15	0	0
DEM Robert Johnson	838	40.92%	<div><div></div></div>	205	603	29	1	0
Total Votes Cast	2,048	100.00%	<div><div></div></div>	546	1,457	44	1	0
Overvotes	0			0	0	0	0	0
Undervotes	81			29	50	2	0	0
Contest Totals	2,129			575	1,507	46	1	0

Member, State Board of Education, District 12 CCD

Vote For 1

	TOTAL	VOTE %		Election Day	Early Voting	Ballot By Mail	Provisional Ballots	Limited Ballots
REP Pam Little	1,171	57.09%	<div><div></div></div>	327	829	15	0	0
DEM Alex Cornwallis	807	39.35%	<div><div></div></div>	202	576	28	1	0
LIB Christy Mowrey	71	3.46%	<div><div></div></div>	17	53	1	0	0
Write-In Totals	2	0.10%	<div><div></div></div>	2	0	0	0	0
Total Votes Cast	2,051	100.00%	<div><div></div></div>	548	1,458	44	1	0
Overvotes	0			0	0	0	0	0
Undervotes	78			27	49	2	0	0
Contest Totals	2,129			575	1,507	46	1	0

State Senator, District 8

Vote For 1

	TOTAL	VOTE %		Election Day	Early Voting	Ballot By Mail	Provisional Ballots	Limited Ballots
REP Angela Paxton	1,161	56.41%	<div><div></div></div>	327	819	15	0	0
DEM Jonathan Cocks	837	40.67%	<div><div></div></div>	208	600	28	1	0
LIB Edward Kless	60	2.92%	<div><div></div></div>	14	44	2	0	0
Total Votes Cast	2,058	100.00%	<div><div></div></div>	549	1,463	45	1	0
Overvotes	0			0	0	0	0	0
Undervotes	71			26	44	1	0	0
Contest Totals	2,129			575	1,507	46	1	0

Justice, 5th Court of Appeals District, Place 4

Vote For 1

	TOTAL	VOTE %		Election Day	Early Voting	Ballot By Mail	Provisional Ballots	Limited Ballots
REP Emily A. Miskel	1,211	59.22%	<div><div></div></div>	337	857	17	0	0
DEM Maricela Moore	834	40.78%	<div><div></div></div>	208	598	27	1	0
Total Votes Cast	2,045	100.00%	<div><div></div></div>	545	1,455	44	1	0
Overvotes	0			0	0	0	0	0
Undervotes	84			30	52	2	0	0
Contest Totals	2,129			575	1,507	46	1	0

PCT 174

Justice, 5th Court of Appeals District, Place 7

Vote For 1

	TOTAL	VOTE %		Election Day	Early Voting	Ballot By Mail	Provisional Ballots	Limited Ballots
REP Kristina Williams	1,190	58.30%	<div><div></div></div>	334	839	17	0	0
DEM Nancy Kennedy	851	41.70%	<div><div></div></div>	210	612	28	1	0
Total Votes Cast	2,041	100.00%	<div><div></div></div>	544	1,451	45	1	0
Overvotes	0			0	0	0	0	0
Undervotes	88			31	56	1	0	0
Contest Totals	2,129			575	1,507	46	1	0

County Judge CCD

Vote For 1

	TOTAL	VOTE %		Election Day	Early Voting	Ballot By Mail	Provisional Ballots	Limited Ballots
REP Chris Hill	1,208	58.61%	<div><div></div></div>	337	854	17	0	0
DEM Joshua Murray	853	41.39%	<div><div></div></div>	215	609	28	1	0
Total Votes Cast	2,061	100.00%	<div><div></div></div>	552	1,463	45	1	0
Overvotes	0			0	0	0	0	0
Undervotes	68			23	44	1	0	0
Contest Totals	2,129			575	1,507	46	1	0

District Clerk CCD

Vote For 1

	TOTAL	VOTE %		Election Day	Early Voting	Ballot By Mail	Provisional Ballots	Limited Ballots
REP Mike Gould	1,206	58.97%	<div><div></div></div>	331	859	16	0	0
DEM David Brignac	839	41.03%	<div><div></div></div>	214	595	29	1	0
Total Votes Cast	2,045	100.00%	<div><div></div></div>	545	1,454	45	1	0
Overvotes	0			0	0	0	0	0
Undervotes	84			30	53	1	0	0
Contest Totals	2,129			575	1,507	46	1	0

Justice of the Peace, Precinct 2

Vote For 1

	TOTAL	VOTE %		Election Day	Early Voting	Ballot By Mail	Provisional Ballots	Limited Ballots
REP Ellen Skinner	1,201	58.81%	<div><div></div></div>	339	847	15	0	0
DEM Jennifer McKenzie	841	41.19%	<div><div></div></div>	205	607	28	1	0
Total Votes Cast	2,042	100.00%	<div><div></div></div>	544	1,454	43	1	0
Overvotes	0			0	0	0	0	0
Undervotes	87			31	53	3	0	0
Contest Totals	2,129			575	1,507	46	1	0

PCT 175

U. S. Representative District 3

Vote For 1

	TOTAL	VOTE %		Election Day	Early Voting	Ballot By Mail	Provisional Ballots	Limited Ballots
REP Keith Self	661	60.37%	<div><div></div></div>	165	482	14	0	0
DEM Sandeep Srivastava	397	36.26%	<div><div></div></div>	90	297	9	1	0
LIB Christopher Claytor	37	3.38%	<div><div></div></div>	14	23	0	0	0
Total Votes Cast	1,095	100.00%	<div><div></div></div>	269	802	23	1	0
Overvotes	0			0	0	0	0	0
Undervotes	21			7	14	0	0	0
Contest Totals	1,116			276	816	23	1	0

Governor

Vote For 1

	TOTAL	VOTE %		Election Day	Early Voting	Ballot By Mail	Provisional Ballots	Limited Ballots
REP Greg Abbott	664	59.55%	<div><div></div></div>	165	485	14	0	0
DEM Beto O'Rourke	443	39.73%	<div><div></div></div>	108	325	9	1	0
LIB Mark Tippetts	6	0.54%	<div><div></div></div>	2	4	0	0	0
GRN Delilah Barrios	2	0.18%	<div><div></div></div>	1	1	0	0	0
Write-In Totals	0	0.00%	<div><div></div></div>	0	0	0	0	0
Total Votes Cast	1,115	100.00%	<div><div></div></div>	276	815	23	1	0
Overvotes	0			0	0	0	0	0
Undervotes	1			0	1	0	0	0
Contest Totals	1,116			276	816	23	1	0

Lieutenant Governor

Vote For 1

	TOTAL	VOTE %		Election Day	Early Voting	Ballot By Mail	Provisional Ballots	Limited Ballots
REP Dan Patrick	635	57.67%	<div><div></div></div>	160	461	14	0	0
DEM Mike Collier	439	39.87%	<div><div></div></div>	102	327	9	1	0
LIB Shanna Steele	27	2.45%	<div><div></div></div>	8	19	0	0	0
Total Votes Cast	1,101	100.00%	<div><div></div></div>	270	807	23	1	0
Overvotes	0			0	0	0	0	0
Undervotes	15			6	9	0	0	0
Contest Totals	1,116			276	816	23	1	0

Attorney General

Vote For 1

	TOTAL	VOTE %		Election Day	Early Voting	Ballot By Mail	Provisional Ballots	Limited Ballots
REP Ken Paxton	622	57.01%	<div><div></div></div>	160	449	13	0	0
DEM Rochelle Mercedes Garza	431	39.50%	<div><div></div></div>	101	320	9	1	0
LIB Mark Ash	38	3.48%	<div><div></div></div>	9	29	0	0	0
Total Votes Cast	1,091	100.00%	<div><div></div></div>	270	798	22	1	0
Overvotes	0			0	0	0	0	0
Undervotes	25			6	18	1	0	0
Contest Totals	1,116			276	816	23	1	0

PCT 175

Comptroller of Public Accounts

Vote For 1

	TOTAL	VOTE %		Election Day	Early Voting	Ballot By Mail	Provisional Ballots	Limited Ballots
REP Glenn Hegar	663	61.05%	<div><div></div></div>	171	478	14	0	0
DEM Janet T. Dudding	400	36.83%	<div><div></div></div>	88	302	9	1	0
LIB V. Alonzo Echevarria-Garza	23	2.12%	<div><div></div></div>	5	18	0	0	0
Total Votes Cast	1,086	100.00%	<div><div></div></div>	264	798	23	1	0
Overvotes	0			0	0	0	0	0
Undervotes	30			12	18	0	0	0
Contest Totals	1,116			276	816	23	1	0

Commissioner of the General Land Office

Vote For 1

	TOTAL	VOTE %		Election Day	Early Voting	Ballot By Mail	Provisional Ballots	Limited Ballots
REP Dawn Buckingham	671	62.30%	<div><div></div></div>	172	487	12	0	0
DEM Jay Kleberg	398	36.95%	<div><div></div></div>	88	300	9	1	0
GRN Alfred Molison, Jr	8	0.74%	<div><div></div></div>	2	6	0	0	0
Write-In Totals	0	0.00%	<div><div></div></div>	0	0	0	0	0
Total Votes Cast	1,077	100.00%	<div><div></div></div>	262	793	21	1	0
Overvotes	0			0	0	0	0	0
Undervotes	39			14	23	2	0	0
Contest Totals	1,116			276	816	23	1	0

Commissioner of Agriculture

Vote For 1

	TOTAL	VOTE %		Election Day	Early Voting	Ballot By Mail	Provisional Ballots	Limited Ballots
REP Sid Miller	670	62.33%	<div><div></div></div>	172	487	11	0	0
DEM Susan Hays	405	37.67%	<div><div></div></div>	89	306	9	1	0
Total Votes Cast	1,075	100.00%	<div><div></div></div>	261	793	20	1	0
Overvotes	0			0	0	0	0	0
Undervotes	41			15	23	3	0	0
Contest Totals	1,116			276	816	23	1	0

Railroad Commissioner

Vote For 1

	TOTAL	VOTE %		Election Day	Early Voting	Ballot By Mail	Provisional Ballots	Limited Ballots
REP Wayne Christian	645	59.89%	<div><div></div></div>	167	466	12	0	0
DEM Luke Warford	398	36.95%	<div><div></div></div>	88	301	8	1	0
LIB Jaime Andres Diez	26	2.41%	<div><div></div></div>	4	22	0	0	0
GRN Hunter Wayne Crow	8	0.74%	<div><div></div></div>	3	4	1	0	0
Total Votes Cast	1,077	100.00%	<div><div></div></div>	262	793	21	1	0
Overvotes	0			0	0	0	0	0
Undervotes	39			14	23	2	0	0
Contest Totals	1,116			276	816	23	1	0

PCT 175

Justice, Supreme Court, Place 3

Vote For 1

	TOTAL	VOTE %		Election Day	Early Voting	Ballot By Mail	Provisional Ballots	Limited Ballots
REP Debra Lehrmann	655	60.65%	<div><div></div></div>	171	473	11	0	0
DEM Erin A. Nowell	410	37.96%	<div><div></div></div>	91	309	9	1	0
LIB Thomas Edward Oxford	15	1.39%	<div><div></div></div>	5	10	0	0	0
Total Votes Cast	1,080	100.00%	<div><div></div></div>	267	792	20	1	0
Overvotes	0			0	0	0	0	0
Undervotes	36			9	24	3	0	0
Contest Totals	1,116			276	816	23	1	0

Justice, Supreme Court, Place 5

Vote For 1

	TOTAL	VOTE %		Election Day	Early Voting	Ballot By Mail	Provisional Ballots	Limited Ballots
REP Rebeca Huddle	655	60.99%	<div><div></div></div>	169	475	11	0	0
DEM Amanda Reichel	419	39.01%	<div><div></div></div>	96	314	8	1	0
Total Votes Cast	1,074	100.00%	<div><div></div></div>	265	789	19	1	0
Overvotes	0			0	0	0	0	0
Undervotes	42			11	27	4	0	0
Contest Totals	1,116			276	816	23	1	0

Justice, Supreme Court, Place 9

Vote For 1

	TOTAL	VOTE %		Election Day	Early Voting	Ballot By Mail	Provisional Ballots	Limited Ballots
REP Evan Young	650	60.63%	<div><div></div></div>	165	474	11	0	0
DEM Julia Maldonado	422	39.37%	<div><div></div></div>	97	315	9	1	0
Total Votes Cast	1,072	100.00%	<div><div></div></div>	262	789	20	1	0
Overvotes	0			0	0	0	0	0
Undervotes	44			14	27	3	0	0
Contest Totals	1,116			276	816	23	1	0

Judge, Court of Criminal Appeals, Place 5

Vote For 1

	TOTAL	VOTE %		Election Day	Early Voting	Ballot By Mail	Provisional Ballots	Limited Ballots
REP Scott Walker	650	60.69%	<div><div></div></div>	164	475	11	0	0
DEM Dana Huffman	421	39.31%	<div><div></div></div>	98	313	9	1	0
Total Votes Cast	1,071	100.00%	<div><div></div></div>	262	788	20	1	0
Overvotes	0			0	0	0	0	0
Undervotes	45			14	28	3	0	0
Contest Totals	1,116			276	816	23	1	0

PCT 175

Judge, Court of Criminal Appeals, Place 6

Vote For 1

	TOTAL	VOTE %		Election Day	Early Voting	Ballot By Mail	Provisional Ballots	Limited Ballots
REP Jesse F. McClure, III	658	61.50%	<div><div></div></div>	167	479	12	0	0
DEM Robert Johnson	412	38.50%	<div><div></div></div>	93	310	8	1	0
Total Votes Cast	1,070	100.00%	<div><div></div></div>	260	789	20	1	0
Overvotes	0			0	0	0	0	0
Undervotes	46			16	27	3	0	0
Contest Totals	1,116			276	816	23	1	0

Member, State Board of Education, District 12 CCD

Vote For 1

	TOTAL	VOTE %		Election Day	Early Voting	Ballot By Mail	Provisional Ballots	Limited Ballots
REP Pam Little	642	60.06%	<div><div></div></div>	158	474	10	0	0
DEM Alex Cornwallis	400	37.42%	<div><div></div></div>	90	300	9	1	0
LIB Christy Mowrey	27	2.53%	<div><div></div></div>	10	17	0	0	0
Write-In Totals	0	0.00%	<div><div></div></div>	0	0	0	0	0
Total Votes Cast	1,069	100.00%	<div><div></div></div>	258	791	19	1	0
Overvotes	0			0	0	0	0	0
Undervotes	47			18	25	4	0	0
Contest Totals	1,116			276	816	23	1	0

State Senator, District 8

Vote For 1

	TOTAL	VOTE %		Election Day	Early Voting	Ballot By Mail	Provisional Ballots	Limited Ballots
REP Angela Paxton	640	59.31%	<div><div></div></div>	164	466	10	0	0
DEM Jonathan Cocks	414	38.37%	<div><div></div></div>	95	310	8	1	0
LIB Edward Kless	25	2.32%	<div><div></div></div>	4	19	2	0	0
Total Votes Cast	1,079	100.00%	<div><div></div></div>	263	795	20	1	0
Overvotes	0			0	0	0	0	0
Undervotes	37			13	21	3	0	0
Contest Totals	1,116			276	816	23	1	0

Justice, 5th Court of Appeals District, Place 4

Vote For 1

	TOTAL	VOTE %		Election Day	Early Voting	Ballot By Mail	Provisional Ballots	Limited Ballots
REP Emily A. Miskel	653	61.20%	<div><div></div></div>	164	479	10	0	0
DEM Maricela Moore	414	38.80%	<div><div></div></div>	96	308	9	1	0
Total Votes Cast	1,067	100.00%	<div><div></div></div>	260	787	19	1	0
Overvotes	0			0	0	0	0	0
Undervotes	49			16	29	4	0	0
Contest Totals	1,116			276	816	23	1	0

PCT 175

Justice, 5th Court of Appeals District, Place 7

Vote For 1

	TOTAL	VOTE %		Election Day	Early Voting	Ballot By Mail	Provisional Ballots	Limited Ballots
REP Kristina Williams	645	60.79%	<div><div></div></div>	163	472	10	0	0
DEM Nancy Kennedy	416	39.21%	<div><div></div></div>	94	314	7	1	0
Total Votes Cast	1,061	100.00%	<div><div></div></div>	257	786	17	1	0
Overvotes	0			0	0	0	0	0
Undervotes	55			19	30	6	0	0
Contest Totals	1,116			276	816	23	1	0

County Judge CCD

Vote For 1

	TOTAL	VOTE %		Election Day	Early Voting	Ballot By Mail	Provisional Ballots	Limited Ballots
REP Chris Hill	652	60.59%	<div><div></div></div>	165	477	10	0	0
DEM Joshua Murray	424	39.41%	<div><div></div></div>	96	320	7	1	0
Total Votes Cast	1,076	100.00%	<div><div></div></div>	261	797	17	1	0
Overvotes	0			0	0	0	0	0
Undervotes	40			15	19	6	0	0
Contest Totals	1,116			276	816	23	1	0

District Clerk CCD

Vote For 1

	TOTAL	VOTE %		Election Day	Early Voting	Ballot By Mail	Provisional Ballots	Limited Ballots
REP Mike Gould	661	62.12%	<div><div></div></div>	169	481	11	0	0
DEM David Brignac	403	37.88%	<div><div></div></div>	88	307	7	1	0
Total Votes Cast	1,064	100.00%	<div><div></div></div>	257	788	18	1	0
Overvotes	0			0	0	0	0	0
Undervotes	52			19	28	5	0	0
Contest Totals	1,116			276	816	23	1	0

Justice of the Peace, Precinct 3

Vote For 1

	TOTAL	VOTE %		Election Day	Early Voting	Ballot By Mail	Provisional Ballots	Limited Ballots
REP Mike Missildine	657	61.75%	<div><div></div></div>	167	479	11	0	0
DEM Irvin Lynn Barrett	407	38.25%	<div><div></div></div>	89	310	7	1	0
Total Votes Cast	1,064	100.00%	<div><div></div></div>	256	789	18	1	0
Overvotes	0			0	0	0	0	0
Undervotes	52			20	27	5	0	0
Contest Totals	1,116			276	816	23	1	0

PCT 176

U. S. Representative, District 4

Vote For 1

	TOTAL	VOTE %		Election Day	Early Voting	Ballot By Mail	Provisional Ballots	Limited Ballots
REP Pat Fallon	595	40.98%	<div><div></div></div>	237	342	15	1	0
DEM Iro Omere	805	55.44%	<div><div></div></div>	304	484	14	3	0
LIB John Simmons	52	3.58%	<div><div></div></div>	24	28	0	0	0
Total Votes Cast	1,452	100.00%	<div><div></div></div>	565	854	29	4	0
Overvotes	0			0	0	0	0	0
Undervotes	15			4	11	0	0	0
Contest Totals	1,467			569	865	29	4	0

Governor

Vote For 1

	TOTAL	VOTE %		Election Day	Early Voting	Ballot By Mail	Provisional Ballots	Limited Ballots
REP Greg Abbott	607	41.38%	<div><div></div></div>	239	352	15	1	0
DEM Beto O'Rourke	837	57.06%	<div><div></div></div>	316	504	14	3	0
LIB Mark Tippetts	20	1.36%	<div><div></div></div>	13	7	0	0	0
GRN Delilah Barrios	3	0.20%	<div><div></div></div>	1	2	0	0	0
Write-In Totals	0	0.00%	<div><div></div></div>	0	0	0	0	0
Total Votes Cast	1,467	100.00%	<div><div></div></div>	569	865	29	4	0
Overvotes	0			0	0	0	0	0
Undervotes	0			0	0	0	0	0
Contest Totals	1,467			569	865	29	4	0

Lieutenant Governor

Vote For 1

	TOTAL	VOTE %		Election Day	Early Voting	Ballot By Mail	Provisional Ballots	Limited Ballots
REP Dan Patrick	578	39.81%	<div><div></div></div>	223	339	15	1	0
DEM Mike Collier	832	57.30%	<div><div></div></div>	317	498	14	3	0
LIB Shanna Steele	42	2.89%	<div><div></div></div>	23	19	0	0	0
Total Votes Cast	1,452	100.00%	<div><div></div></div>	563	856	29	4	0
Overvotes	0			0	0	0	0	0
Undervotes	15			6	9	0	0	0
Contest Totals	1,467			569	865	29	4	0

Attorney General

Vote For 1

	TOTAL	VOTE %		Election Day	Early Voting	Ballot By Mail	Provisional Ballots	Limited Ballots
REP Ken Paxton	572	39.50%	<div><div></div></div>	225	331	15	1	0
DEM Rochelle Mercedes Garza	827	57.11%	<div><div></div></div>	308	502	14	3	0
LIB Mark Ash	49	3.38%	<div><div></div></div>	30	19	0	0	0
Total Votes Cast	1,448	100.00%	<div><div></div></div>	563	852	29	4	0
Overvotes	0			0	0	0	0	0
Undervotes	19			6	13	0	0	0
Contest Totals	1,467			569	865	29	4	0

PCT 176

Comptroller of Public Accounts

Vote For 1

	TOTAL	VOTE %		Election Day	Early Voting	Ballot By Mail	Provisional Ballots	Limited Ballots
REP Glenn Hegar	612	42.47%	<div><div></div></div>	236	356	17	3	0
DEM Janet T. Dudding	783	54.34%	<div><div></div></div>	297	473	12	1	0
LIB V. Alonzo Echevarria-Garza	46	3.19%	<div><div></div></div>	22	24	0	0	0
Total Votes Cast	1,441	100.00%	<div><div></div></div>	555	853	29	4	0
Overvotes	0			0	0	0	0	0
Undervotes	26			14	12	0	0	0
Contest Totals	1,467			569	865	29	4	0

Commissioner of the General Land Office

Vote For 1

	TOTAL	VOTE %		Election Day	Early Voting	Ballot By Mail	Provisional Ballots	Limited Ballots
REP Dawn Buckingham	615	42.89%	<div><div></div></div>	241	357	15	2	0
DEM Jay Kleberg	795	55.44%	<div><div></div></div>	296	483	14	2	0
GRN Alfred Molison, Jr	23	1.60%	<div><div></div></div>	16	7	0	0	0
Write-In Totals	1	0.07%	<div><div></div></div>	0	1	0	0	0
Total Votes Cast	1,434	100.00%	<div><div></div></div>	553	848	29	4	0
Overvotes	0			0	0	0	0	0
Undervotes	33			16	17	0	0	0
Contest Totals	1,467			569	865	29	4	0

Commissioner of Agriculture

Vote For 1

	TOTAL	VOTE %		Election Day	Early Voting	Ballot By Mail	Provisional Ballots	Limited Ballots
REP Sid Miller	627	43.82%	<div><div></div></div>	248	361	15	3	0
DEM Susan Hays	804	56.18%	<div><div></div></div>	304	485	14	1	0
Total Votes Cast	1,431	100.00%	<div><div></div></div>	552	846	29	4	0
Overvotes	0			0	0	0	0	0
Undervotes	36			17	19	0	0	0
Contest Totals	1,467			569	865	29	4	0

Railroad Commissioner

Vote For 1

	TOTAL	VOTE %		Election Day	Early Voting	Ballot By Mail	Provisional Ballots	Limited Ballots
REP Wayne Christian	597	41.57%	<div><div></div></div>	232	346	16	3	0
DEM Luke Warford	758	52.79%	<div><div></div></div>	282	462	13	1	0
LIB Jaime Andres Diez	64	4.46%	<div><div></div></div>	30	34	0	0	0
GRN Hunter Wayne Crow	17	1.18%	<div><div></div></div>	11	6	0	0	0
Total Votes Cast	1,436	100.00%	<div><div></div></div>	555	848	29	4	0
Overvotes	0			0	0	0	0	0
Undervotes	31			14	17	0	0	0
Contest Totals	1,467			569	865	29	4	0

PCT 176

Justice, Supreme Court, Place 3

Vote For 1

	TOTAL	VOTE %		Election Day	Early Voting	Ballot By Mail	Provisional Ballots	Limited Ballots
REP Debra Lehrmann	604	41.92%	<div><div></div></div>	235	352	16	1	0
DEM Erin A. Nowell	793	55.03%	<div><div></div></div>	302	475	13	3	0
LIB Thomas Edward Oxford	44	3.05%	<div><div></div></div>	23	21	0	0	0
Total Votes Cast	1,441	100.00%	<div><div></div></div>	560	848	29	4	0
Overvotes	0			0	0	0	0	0
Undervotes	26			9	17	0	0	0
Contest Totals	1,467			569	865	29	4	0

Justice, Supreme Court, Place 5

Vote For 1

	TOTAL	VOTE %		Election Day	Early Voting	Ballot By Mail	Provisional Ballots	Limited Ballots
REP Rebeca Huddle	613	42.75%	<div><div></div></div>	244	352	15	2	0
DEM Amanda Reichel	821	57.25%	<div><div></div></div>	312	493	14	2	0
Total Votes Cast	1,434	100.00%	<div><div></div></div>	556	845	29	4	0
Overvotes	0			0	0	0	0	0
Undervotes	33			13	20	0	0	0
Contest Totals	1,467			569	865	29	4	0

Justice, Supreme Court, Place 9

Vote For 1

	TOTAL	VOTE %		Election Day	Early Voting	Ballot By Mail	Provisional Ballots	Limited Ballots
REP Evan Young	610	42.51%	<div><div></div></div>	240	354	15	1	0
DEM Julia Maldonado	825	57.49%	<div><div></div></div>	318	490	14	3	0
Total Votes Cast	1,435	100.00%	<div><div></div></div>	558	844	29	4	0
Overvotes	0			0	0	0	0	0
Undervotes	32			11	21	0	0	0
Contest Totals	1,467			569	865	29	4	0

Judge, Court of Criminal Appeals, Place 5

Vote For 1

	TOTAL	VOTE %		Election Day	Early Voting	Ballot By Mail	Provisional Ballots	Limited Ballots
REP Scott Walker	608	42.55%	<div><div></div></div>	240	352	15	1	0
DEM Dana Huffman	821	57.45%	<div><div></div></div>	314	490	14	3	0
Total Votes Cast	1,429	100.00%	<div><div></div></div>	554	842	29	4	0
Overvotes	0			0	0	0	0	0
Undervotes	38			15	23	0	0	0
Contest Totals	1,467			569	865	29	4	0

PCT 176

Judge, Court of Criminal Appeals, Place 6

Vote For 1

	TOTAL	VOTE %		Election Day	Early Voting	Ballot By Mail	Provisional Ballots	Limited Ballots
REP Jesse F. McClure, III	617	43.18%	<div><div></div></div>	242	359	15	1	0
DEM Robert Johnson	812	56.82%	<div><div></div></div>	313	482	14	3	0
Total Votes Cast	1,429	100.00%	<div><div></div></div>	555	841	29	4	0
Overvotes	0			0	0	0	0	0
Undervotes	38			14	24	0	0	0
Contest Totals	1,467			569	865	29	4	0

Member, State Board of Education, District 12 CCD

Vote For 1

	TOTAL	VOTE %		Election Day	Early Voting	Ballot By Mail	Provisional Ballots	Limited Ballots
REP Pam Little	589	41.05%	<div><div></div></div>	230	341	15	3	0
DEM Alex Cornwallis	781	54.43%	<div><div></div></div>	292	474	14	1	0
LIB Christy Mowrey	65	4.53%	<div><div></div></div>	34	31	0	0	0
Write-In Totals	0	0.00%	<div><div></div></div>	0	0	0	0	0
Total Votes Cast	1,435	100.00%	<div><div></div></div>	556	846	29	4	0
Overvotes	0			0	0	0	0	0
Undervotes	32			13	19	0	0	0
Contest Totals	1,467			569	865	29	4	0

State Senator, District 8

Vote For 1

	TOTAL	VOTE %		Election Day	Early Voting	Ballot By Mail	Provisional Ballots	Limited Ballots
REP Angela Paxton	579	40.38%	<div><div></div></div>	230	332	15	2	0
DEM Jonathan Cocks	806	56.21%	<div><div></div></div>	300	490	14	2	0
LIB Edward Kless	49	3.42%	<div><div></div></div>	24	25	0	0	0
Total Votes Cast	1,434	100.00%	<div><div></div></div>	554	847	29	4	0
Overvotes	0			0	0	0	0	0
Undervotes	33			15	18	0	0	0
Contest Totals	1,467			569	865	29	4	0

State Representative, District 66

Vote For 1

	TOTAL	VOTE %		Election Day	Early Voting	Ballot By Mail	Provisional Ballots	Limited Ballots
REP Matt Shaheen	621	43.28%	<div><div></div></div>	246	358	15	2	0
DEM Jesse Ringness	814	56.72%	<div><div></div></div>	311	487	14	2	0
Total Votes Cast	1,435	100.00%	<div><div></div></div>	557	845	29	4	0
Overvotes	0			0	0	0	0	0
Undervotes	32			12	20	0	0	0
Contest Totals	1,467			569	865	29	4	0

PCT 176

Justice, 5th Court of Appeals District, Place 4

Vote For 1

	TOTAL	VOTE %		Election Day	Early Voting	Ballot By Mail	Provisional Ballots	Limited Ballots
REP Emily A. Miskel	609	42.86%	<div><div></div></div>	241	351	15	2	0
DEM Maricela Moore	812	57.14%	<div><div></div></div>	311	486	13	2	0
Total Votes Cast	1,421	100.00%	<div><div></div></div>	552	837	28	4	0
Overvotes	0			0	0	0	0	0
Undervotes	46			17	28	1	0	0
Contest Totals	1,467			569	865	29	4	0

Justice, 5th Court of Appeals District, Place 7

Vote For 1

	TOTAL	VOTE %		Election Day	Early Voting	Ballot By Mail	Provisional Ballots	Limited Ballots
REP Kristina Williams	611	42.85%	<div><div></div></div>	242	352	15	2	0
DEM Nancy Kennedy	815	57.15%	<div><div></div></div>	312	488	13	2	0
Total Votes Cast	1,426	100.00%	<div><div></div></div>	554	840	28	4	0
Overvotes	0			0	0	0	0	0
Undervotes	41			15	25	1	0	0
Contest Totals	1,467			569	865	29	4	0

County Judge CCD

Vote For 1

	TOTAL	VOTE %		Election Day	Early Voting	Ballot By Mail	Provisional Ballots	Limited Ballots
REP Chris Hill	619	43.23%	<div><div></div></div>	245	357	15	2	0
DEM Joshua Murray	813	56.77%	<div><div></div></div>	310	488	13	2	0
Total Votes Cast	1,432	100.00%	<div><div></div></div>	555	845	28	4	0
Overvotes	0			0	0	0	0	0
Undervotes	35			14	20	1	0	0
Contest Totals	1,467			569	865	29	4	0

District Clerk CCD

Vote For 1

	TOTAL	VOTE %		Election Day	Early Voting	Ballot By Mail	Provisional Ballots	Limited Ballots
REP Mike Gould	615	43.28%	<div><div></div></div>	245	352	15	3	0
DEM David Brignac	806	56.72%	<div><div></div></div>	307	485	13	1	0
Total Votes Cast	1,421	100.00%	<div><div></div></div>	552	837	28	4	0
Overvotes	0			0	0	0	0	0
Undervotes	46			17	28	1	0	0
Contest Totals	1,467			569	865	29	4	0

PCT 176

County Commissioner, Precinct 4

Vote For 1

	TOTAL	VOTE %		Election Day	Early Voting	Ballot By Mail	Provision al Ballots	Limited Ballots
REP Duncan Webb	621	43.64%	<div><div></div></div>	244	361	15	1	0
DEM Jeffrey Williams	802	56.36%	<div><div></div></div>	303	483	13	3	0
Total Votes Cast	1,423	100.00%	<div><div></div></div>	547	844	28	4	0
Overvotes	0			0	0	0	0	0
Undervotes	44			22	21	1	0	0
Contest Totals	1,467			569	865	29	4	0

Justice of the Peace, Precinct 4

Vote For 1

	TOTAL	VOTE %		Election Day	Early Voting	Ballot By Mail	Provision al Ballots	Limited Ballots
REP Vincent Venegoni	605	42.76%	<div><div></div></div>	238	351	15	1	0
DEM Adam Kern	810	57.24%	<div><div></div></div>	307	487	13	3	0
Total Votes Cast	1,415	100.00%	<div><div></div></div>	545	838	28	4	0
Overvotes	0			0	0	0	0	0
Undervotes	52			24	27	1	0	0
Contest Totals	1,467			569	865	29	4	0

PCT 177

U. S. Representative, District 4

Vote For 1

	TOTAL	VOTE %		Election Day	Early Voting	Ballot By Mail	Provisional Ballots	Limited Ballots
REP Pat Fallon	937	63.27%	<div><div></div></div>	251	655	30	1	0
DEM Iro Omere	515	34.77%	<div><div></div></div>	165	328	22	0	0
LIB John Simmons	29	1.96%	<div><div></div></div>	15	12	1	1	0
Total Votes Cast	1,481	100.00%	<div><div></div></div>	431	995	53	2	0
Overvotes	0			0	0	0	0	0
Undervotes	19			5	14	0	0	0
Contest Totals	1,500			436	1,009	53	2	0

Governor

Vote For 1

	TOTAL	VOTE %		Election Day	Early Voting	Ballot By Mail	Provisional Ballots	Limited Ballots
REP Greg Abbott	922	61.51%	<div><div></div></div>	250	643	28	1	0
DEM Beto O'Rourke	564	37.63%	<div><div></div></div>	179	360	25	0	0
LIB Mark Tippetts	9	0.60%	<div><div></div></div>	4	5	0	0	0
GRN Delilah Barrios	2	0.13%	<div><div></div></div>	1	0	0	1	0
Write-In Totals	2	0.13%	<div><div></div></div>	2	0	0	0	0
Total Votes Cast	1,499	100.00%	<div><div></div></div>	436	1,008	53	2	0
Overvotes	0			0	0	0	0	0
Undervotes	1			0	1	0	0	0
Contest Totals	1,500			436	1,009	53	2	0

Lieutenant Governor

Vote For 1

	TOTAL	VOTE %		Election Day	Early Voting	Ballot By Mail	Provisional Ballots	Limited Ballots
REP Dan Patrick	899	60.50%	<div><div></div></div>	249	623	26	1	0
DEM Mike Collier	566	38.09%	<div><div></div></div>	173	367	25	1	0
LIB Shanna Steele	21	1.41%	<div><div></div></div>	9	10	2	0	0
Total Votes Cast	1,486	100.00%	<div><div></div></div>	431	1,000	53	2	0
Overvotes	0			0	0	0	0	0
Undervotes	14			5	9	0	0	0
Contest Totals	1,500			436	1,009	53	2	0

Attorney General

Vote For 1

	TOTAL	VOTE %		Election Day	Early Voting	Ballot By Mail	Provisional Ballots	Limited Ballots
REP Ken Paxton	883	59.58%	<div><div></div></div>	246	611	25	1	0
DEM Rochelle Mercedes Garza	564	38.06%	<div><div></div></div>	170	369	25	0	0
LIB Mark Ash	35	2.36%	<div><div></div></div>	14	18	2	1	0
Total Votes Cast	1,482	100.00%	<div><div></div></div>	430	998	52	2	0
Overvotes	0			0	0	0	0	0
Undervotes	18			6	11	1	0	0
Contest Totals	1,500			436	1,009	53	2	0

PCT 177

Comptroller of Public Accounts

Vote For 1

	TOTAL	VOTE %		Election Day	Early Voting	Ballot By Mail	Provisional Ballots	Limited Ballots
REP Glenn Hegar	943	63.67%	<div><div></div></div>	261	651	30	1	0
DEM Janet T. Dudding	521	35.18%	<div><div></div></div>	159	339	22	1	0
LIB V. Alonzo Echevarria-Garza	17	1.15%	<div><div></div></div>	11	5	1	0	0
Total Votes Cast	1,481	100.00%	<div><div></div></div>	431	995	53	2	0
Overvotes	0			0	0	0	0	0
Undervotes	19			5	14	0	0	0
Contest Totals	1,500			436	1,009	53	2	0

Commissioner of the General Land Office

Vote For 1

	TOTAL	VOTE %		Election Day	Early Voting	Ballot By Mail	Provisional Ballots	Limited Ballots
REP Dawn Buckingham	940	63.60%	<div><div></div></div>	256	654	29	1	0
DEM Jay Kleberg	527	35.66%	<div><div></div></div>	164	338	24	1	0
GRN Alfred Molison, Jr	10	0.68%	<div><div></div></div>	6	4	0	0	0
Write-In Totals	1	0.07%	<div><div></div></div>	1	0	0	0	0
Total Votes Cast	1,478	100.00%	<div><div></div></div>	427	996	53	2	0
Overvotes	0			0	0	0	0	0
Undervotes	22			9	13	0	0	0
Contest Totals	1,500			436	1,009	53	2	0

Commissioner of Agriculture

Vote For 1

	TOTAL	VOTE %		Election Day	Early Voting	Ballot By Mail	Provisional Ballots	Limited Ballots
REP Sid Miller	943	63.93%	<div><div></div></div>	265	650	27	1	0
DEM Susan Hays	532	36.07%	<div><div></div></div>	162	343	26	1	0
Total Votes Cast	1,475	100.00%	<div><div></div></div>	427	993	53	2	0
Overvotes	0			0	0	0	0	0
Undervotes	25			9	16	0	0	0
Contest Totals	1,500			436	1,009	53	2	0

Railroad Commissioner

Vote For 1

	TOTAL	VOTE %		Election Day	Early Voting	Ballot By Mail	Provisional Ballots	Limited Ballots
REP Wayne Christian	923	62.53%	<div><div></div></div>	253	642	27	1	0
DEM Luke Warford	517	35.03%	<div><div></div></div>	153	339	25	0	0
LIB Jaime Andres Diez	27	1.83%	<div><div></div></div>	18	8	1	0	0
GRN Hunter Wayne Crow	9	0.61%	<div><div></div></div>	4	4	0	1	0
Total Votes Cast	1,476	100.00%	<div><div></div></div>	428	993	53	2	0
Overvotes	0			0	0	0	0	0
Undervotes	24			8	16	0	0	0
Contest Totals	1,500			436	1,009	53	2	0

PCT 177

Justice, Supreme Court, Place 3

Vote For 1

	TOTAL	VOTE %		Election Day	Early Voting	Ballot By Mail	Provisional Ballots	Limited Ballots
REP Debra Lehrmann	937	63.78%	<div><div></div></div>	252	653	31	1	0
DEM Erin A. Nowell	515	35.06%	<div><div></div></div>	164	330	21	0	0
LIB Thomas Edward Oxford	17	1.16%	<div><div></div></div>	10	5	1	1	0
Total Votes Cast	1,469	100.00%	<div><div></div></div>	426	988	53	2	0
Overvotes	0			0	0	0	0	0
Undervotes	31			10	21	0	0	0
Contest Totals	1,500			436	1,009	53	2	0

Justice, Supreme Court, Place 5

Vote For 1

	TOTAL	VOTE %		Election Day	Early Voting	Ballot By Mail	Provisional Ballots	Limited Ballots
REP Rebeca Huddle	935	63.78%	<div><div></div></div>	254	647	33	1	0
DEM Amanda Reichel	531	36.22%	<div><div></div></div>	170	340	20	1	0
Total Votes Cast	1,466	100.00%	<div><div></div></div>	424	987	53	2	0
Overvotes	0			0	0	0	0	0
Undervotes	34			12	22	0	0	0
Contest Totals	1,500			436	1,009	53	2	0

Justice, Supreme Court, Place 9

Vote For 1

	TOTAL	VOTE %		Election Day	Early Voting	Ballot By Mail	Provisional Ballots	Limited Ballots
REP Evan Young	929	63.24%	<div><div></div></div>	251	647	30	1	0
DEM Julia Maldonado	540	36.76%	<div><div></div></div>	174	342	23	1	0
Total Votes Cast	1,469	100.00%	<div><div></div></div>	425	989	53	2	0
Overvotes	0			0	0	0	0	0
Undervotes	31			11	20	0	0	0
Contest Totals	1,500			436	1,009	53	2	0

Judge, Court of Criminal Appeals, Place 5

Vote For 1

	TOTAL	VOTE %		Election Day	Early Voting	Ballot By Mail	Provisional Ballots	Limited Ballots
REP Scott Walker	928	63.30%	<div><div></div></div>	248	649	30	1	0
DEM Dana Huffman	538	36.70%	<div><div></div></div>	178	336	23	1	0
Total Votes Cast	1,466	100.00%	<div><div></div></div>	426	985	53	2	0
Overvotes	0			0	0	0	0	0
Undervotes	34			10	24	0	0	0
Contest Totals	1,500			436	1,009	53	2	0

PCT 177

Judge, Court of Criminal Appeals, Place 6

Vote For 1

	TOTAL	VOTE %		Election Day	Early Voting	Ballot By Mail	Provisional Ballots	Limited Ballots
REP Jesse F. McClure, III	937	64.09%	<div><div></div></div>	258	647	31	1	0
DEM Robert Johnson	525	35.91%	<div><div></div></div>	167	335	22	1	0
Total Votes Cast	1,462	100.00%	<div><div></div></div>	425	982	53	2	0
Overvotes	0			0	0	0	0	0
Undervotes	38			11	27	0	0	0
Contest Totals	1,500			436	1,009	53	2	0

Member, State Board of Education, District 12 CCD

Vote For 1

	TOTAL	VOTE %		Election Day	Early Voting	Ballot By Mail	Provisional Ballots	Limited Ballots
REP Pam Little	926	63.29%	<div><div></div></div>	249	644	32	1	0
DEM Alex Cornwallis	512	35.00%	<div><div></div></div>	163	327	21	1	0
LIB Christy Mowrey	21	1.44%	<div><div></div></div>	9	12	0	0	0
Write-In Totals	4	0.27%	<div><div></div></div>	3	1	0	0	0
Total Votes Cast	1,463	100.00%	<div><div></div></div>	424	984	53	2	0
Overvotes	0			0	0	0	0	0
Undervotes	37			12	25	0	0	0
Contest Totals	1,500			436	1,009	53	2	0

State Representative, District 66

Vote For 1

	TOTAL	VOTE %		Election Day	Early Voting	Ballot By Mail	Provisional Ballots	Limited Ballots
REP Matt Shaheen	946	64.53%	<div><div></div></div>	260	653	32	1	0
DEM Jesse Ringness	520	35.47%	<div><div></div></div>	165	334	20	1	0
Total Votes Cast	1,466	100.00%	<div><div></div></div>	425	987	52	2	0
Overvotes	0			0	0	0	0	0
Undervotes	34			11	22	1	0	0
Contest Totals	1,500			436	1,009	53	2	0

Justice, 5th Court of Appeals District, Place 4

Vote For 1

	TOTAL	VOTE %		Election Day	Early Voting	Ballot By Mail	Provisional Ballots	Limited Ballots
REP Emily A. Miskel	925	63.49%	<div><div></div></div>	251	643	30	1	0
DEM Maricela Moore	532	36.51%	<div><div></div></div>	172	337	22	1	0
Total Votes Cast	1,457	100.00%	<div><div></div></div>	423	980	52	2	0
Overvotes	0			0	0	0	0	0
Undervotes	43			13	29	1	0	0
Contest Totals	1,500			436	1,009	53	2	0

PCT 177

Justice, 5th Court of Appeals District, Place 7

Vote For 1

	TOTAL	VOTE %		Election Day	Early Voting	Ballot By Mail	Provisional Ballots	Limited Ballots
REP Kristina Williams	932	63.84%	<div><div></div></div>	251	651	29	1	0
DEM Nancy Kennedy	528	36.16%	<div><div></div></div>	171	332	24	1	0
Total Votes Cast	1,460	100.00%	<div><div></div></div>	422	983	53	2	0
Overvotes	0			0	0	0	0	0
Undervotes	40			14	26	0	0	0
Contest Totals	1,500			436	1,009	53	2	0

County Judge CCD

Vote For 1

	TOTAL	VOTE %		Election Day	Early Voting	Ballot By Mail	Provisional Ballots	Limited Ballots
REP Chris Hill	938	64.11%	<div><div></div></div>	257	650	30	1	0
DEM Joshua Murray	525	35.89%	<div><div></div></div>	170	331	23	1	0
Total Votes Cast	1,463	100.00%	<div><div></div></div>	427	981	53	2	0
Overvotes	0			0	0	0	0	0
Undervotes	37			9	28	0	0	0
Contest Totals	1,500			436	1,009	53	2	0

District Clerk CCD

Vote For 1

	TOTAL	VOTE %		Election Day	Early Voting	Ballot By Mail	Provisional Ballots	Limited Ballots
REP Mike Gould	947	64.73%	<div><div></div></div>	258	658	30	1	0
DEM David Brignac	516	35.27%	<div><div></div></div>	167	325	23	1	0
Total Votes Cast	1,463	100.00%	<div><div></div></div>	425	983	53	2	0
Overvotes	0			0	0	0	0	0
Undervotes	37			11	26	0	0	0
Contest Totals	1,500			436	1,009	53	2	0

Justice of the Peace, Precinct 4

Vote For 1

	TOTAL	VOTE %		Election Day	Early Voting	Ballot By Mail	Provisional Ballots	Limited Ballots
REP Vincent Venegoni	924	63.46%	<div><div></div></div>	252	641	30	1	0
DEM Adam Kern	532	36.54%	<div><div></div></div>	170	338	23	1	0
Total Votes Cast	1,456	100.00%	<div><div></div></div>	422	979	53	2	0
Overvotes	0			0	0	0	0	0
Undervotes	44			14	30	0	0	0
Contest Totals	1,500			436	1,009	53	2	0

PCT 178

U. S. Representative District 3

Vote For 1

	TOTAL	VOTE %		Election Day	Early Voting	Ballot By Mail	Provisional Ballots	Limited Ballots
REP Keith Self	1,137	74.22%	<div><div></div></div>	335	782	19	1	0
DEM Sandeep Srivastava	361	23.56%	<div><div></div></div>	86	259	16	0	0
LIB Christopher Claytor	34	2.22%	<div><div></div></div>	15	19	0	0	0
Total Votes Cast	1,532	100.00%	<div><div></div></div>	436	1,060	35	1	0
Overvotes	0			0	0	0	0	0
Undervotes	24			12	12	0	0	0
Contest Totals	1,556			448	1,072	35	1	0

Governor

Vote For 1

	TOTAL	VOTE %		Election Day	Early Voting	Ballot By Mail	Provisional Ballots	Limited Ballots
REP Greg Abbott	1,119	72.24%	<div><div></div></div>	325	774	19	1	0
DEM Beto O'Rourke	411	26.53%	<div><div></div></div>	110	285	16	0	0
LIB Mark Tippetts	15	0.97%	<div><div></div></div>	8	7	0	0	0
GRN Delilah Barrios	2	0.13%	<div><div></div></div>	1	1	0	0	0
Write-In Totals	2	0.13%	<div><div></div></div>	2	0	0	0	0
Total Votes Cast	1,549	100.00%	<div><div></div></div>	446	1,067	35	1	0
Overvotes	0			0	0	0	0	0
Undervotes	7			2	5	0	0	0
Contest Totals	1,556			448	1,072	35	1	0

Lieutenant Governor

Vote For 1

	TOTAL	VOTE %		Election Day	Early Voting	Ballot By Mail	Provisional Ballots	Limited Ballots
REP Dan Patrick	1,094	71.27%	<div><div></div></div>	320	754	19	1	0
DEM Mike Collier	409	26.64%	<div><div></div></div>	102	291	16	0	0
LIB Shanna Steele	32	2.08%	<div><div></div></div>	16	16	0	0	0
Total Votes Cast	1,535	100.00%	<div><div></div></div>	438	1,061	35	1	0
Overvotes	0			0	0	0	0	0
Undervotes	21			10	11	0	0	0
Contest Totals	1,556			448	1,072	35	1	0

Attorney General

Vote For 1

	TOTAL	VOTE %		Election Day	Early Voting	Ballot By Mail	Provisional Ballots	Limited Ballots
REP Ken Paxton	1,082	70.90%	<div><div></div></div>	320	742	19	1	0
DEM Rochelle Mercedes Garza	392	25.69%	<div><div></div></div>	98	278	16	0	0
LIB Mark Ash	52	3.41%	<div><div></div></div>	19	33	0	0	0
Total Votes Cast	1,526	100.00%	<div><div></div></div>	437	1,053	35	1	0
Overvotes	0			0	0	0	0	0
Undervotes	30			11	19	0	0	0
Contest Totals	1,556			448	1,072	35	1	0

PCT 178

Comptroller of Public Accounts

Vote For 1

	TOTAL	VOTE %		Election Day	Early Voting	Ballot By Mail	Provisional Ballots	Limited Ballots
REP Glenn Hegar	1,150	75.91%	<div><div></div></div>	334	795	20	1	0
DEM Janet T. Dudding	341	22.51%	<div><div></div></div>	85	241	15	0	0
LIB V. Alonzo Echevarria-Garza	24	1.58%	<div><div></div></div>	11	13	0	0	0
Total Votes Cast	1,515	100.00%	<div><div></div></div>	430	1,049	35	1	0
Overvotes	0			0	0	0	0	0
Undervotes	41			18	23	0	0	0
Contest Totals	1,556			448	1,072	35	1	0

Commissioner of the General Land Office

Vote For 1

	TOTAL	VOTE %		Election Day	Early Voting	Ballot By Mail	Provisional Ballots	Limited Ballots
REP Dawn Buckingham	1,150	75.61%	<div><div></div></div>	339	790	20	1	0
DEM Jay Kleberg	356	23.41%	<div><div></div></div>	82	259	15	0	0
GRN Alfred Molison, Jr	13	0.85%	<div><div></div></div>	7	6	0	0	0
Write-In Totals	2	0.13%	<div><div></div></div>	2	0	0	0	0
Total Votes Cast	1,521	100.00%	<div><div></div></div>	430	1,055	35	1	0
Overvotes	0			0	0	0	0	0
Undervotes	35			18	17	0	0	0
Contest Totals	1,556			448	1,072	35	1	0

Commissioner of Agriculture

Vote For 1

	TOTAL	VOTE %		Election Day	Early Voting	Ballot By Mail	Provisional Ballots	Limited Ballots
REP Sid Miller	1,148	76.08%	<div><div></div></div>	342	786	19	1	0
DEM Susan Hays	361	23.92%	<div><div></div></div>	85	260	16	0	0
Total Votes Cast	1,509	100.00%	<div><div></div></div>	427	1,046	35	1	0
Overvotes	0			0	0	0	0	0
Undervotes	47			21	26	0	0	0
Contest Totals	1,556			448	1,072	35	1	0

Railroad Commissioner

Vote For 1

	TOTAL	VOTE %		Election Day	Early Voting	Ballot By Mail	Provisional Ballots	Limited Ballots
REP Wayne Christian	1,121	73.94%	<div><div></div></div>	326	775	19	1	0
DEM Luke Warford	345	22.76%	<div><div></div></div>	79	251	15	0	0
LIB Jaime Andres Diez	38	2.51%	<div><div></div></div>	18	19	1	0	0
GRN Hunter Wayne Crow	12	0.79%	<div><div></div></div>	7	5	0	0	0
Total Votes Cast	1,516	100.00%	<div><div></div></div>	430	1,050	35	1	0
Overvotes	0			0	0	0	0	0
Undervotes	40			18	22	0	0	0
Contest Totals	1,556			448	1,072	35	1	0

PCT 178

Justice, Supreme Court, Place 3

Vote For 1

	TOTAL	VOTE %		Election Day	Early Voting	Ballot By Mail	Provisional Ballots	Limited Ballots
REP Debra Lehrmann	1,125	73.96%	<div><div></div></div>	329	776	19	1	0
DEM Erin A. Nowell	367	24.13%	<div><div></div></div>	93	258	16	0	0
LIB Thomas Edward Oxford	29	1.91%	<div><div></div></div>	14	15	0	0	0
Total Votes Cast	1,521	100.00%	<div><div></div></div>	436	1,049	35	1	0
Overvotes	0			0	0	0	0	0
Undervotes	35			12	23	0	0	0
Contest Totals	1,556			448	1,072	35	1	0

Justice, Supreme Court, Place 5

Vote For 1

	TOTAL	VOTE %		Election Day	Early Voting	Ballot By Mail	Provisional Ballots	Limited Ballots
REP Rebeca Huddle	1,148	75.83%	<div><div></div></div>	337	790	20	1	0
DEM Amanda Reichel	366	24.17%	<div><div></div></div>	95	257	14	0	0
Total Votes Cast	1,514	100.00%	<div><div></div></div>	432	1,047	34	1	0
Overvotes	0			0	0	0	0	0
Undervotes	42			16	25	1	0	0
Contest Totals	1,556			448	1,072	35	1	0

Justice, Supreme Court, Place 9

Vote For 1

	TOTAL	VOTE %		Election Day	Early Voting	Ballot By Mail	Provisional Ballots	Limited Ballots
REP Evan Young	1,142	75.48%	<div><div></div></div>	335	786	20	1	0
DEM Julia Maldonado	371	24.52%	<div><div></div></div>	96	260	15	0	0
Total Votes Cast	1,513	100.00%	<div><div></div></div>	431	1,046	35	1	0
Overvotes	0			0	0	0	0	0
Undervotes	43			17	26	0	0	0
Contest Totals	1,556			448	1,072	35	1	0

Judge, Court of Criminal Appeals, Place 5

Vote For 1

	TOTAL	VOTE %		Election Day	Early Voting	Ballot By Mail	Provisional Ballots	Limited Ballots
REP Scott Walker	1,141	75.36%	<div><div></div></div>	333	788	19	1	0
DEM Dana Huffman	373	24.64%	<div><div></div></div>	99	258	16	0	0
Total Votes Cast	1,514	100.00%	<div><div></div></div>	432	1,046	35	1	0
Overvotes	0			0	0	0	0	0
Undervotes	42			16	26	0	0	0
Contest Totals	1,556			448	1,072	35	1	0

PCT 178

Judge, Court of Criminal Appeals, Place 6

Vote For 1

	TOTAL	VOTE %		Election Day	Early Voting	Ballot By Mail	Provisional Ballots	Limited Ballots
REP Jesse F. McClure, III	1,143	75.60%	<div><div></div></div>	333	790	19	1	0
DEM Robert Johnson	369	24.40%	<div><div></div></div>	97	256	16	0	0
Total Votes Cast	1,512	100.00%	<div><div></div></div>	430	1,046	35	1	0
Overvotes	0			0	0	0	0	0
Undervotes	44			18	26	0	0	0
Contest Totals	1,556			448	1,072	35	1	0

Member, State Board of Education, District 12 CCD

Vote For 1

	TOTAL	VOTE %		Election Day	Early Voting	Ballot By Mail	Provisional Ballots	Limited Ballots
REP Pam Little	1,111	73.38%	<div><div></div></div>	328	763	19	1	0
DEM Alex Cornwallis	349	23.05%	<div><div></div></div>	82	251	16	0	0
LIB Christy Mowrey	54	3.57%	<div><div></div></div>	22	32	0	0	0
Write-In Totals	0	0.00%	<div><div></div></div>	0	0	0	0	0
Total Votes Cast	1,514	100.00%	<div><div></div></div>	432	1,046	35	1	0
Overvotes	0			0	0	0	0	0
Undervotes	42			16	26	0	0	0
Contest Totals	1,556			448	1,072	35	1	0

State Senator, District 8

Vote For 1

	TOTAL	VOTE %		Election Day	Early Voting	Ballot By Mail	Provisional Ballots	Limited Ballots
REP Angela Paxton	1,100	72.75%	<div><div></div></div>	330	750	19	1	0
DEM Jonathan Cocks	372	24.60%	<div><div></div></div>	89	267	16	0	0
LIB Edward Kless	40	2.65%	<div><div></div></div>	14	26	0	0	0
Total Votes Cast	1,512	100.00%	<div><div></div></div>	433	1,043	35	1	0
Overvotes	0			0	0	0	0	0
Undervotes	44			15	29	0	0	0
Contest Totals	1,556			448	1,072	35	1	0

State Representative, District 66

Vote For 1

	TOTAL	VOTE %		Election Day	Early Voting	Ballot By Mail	Provisional Ballots	Limited Ballots
REP Matt Shaheen	1,144	75.66%	<div><div></div></div>	336	788	19	1	0
DEM Jesse Ringness	368	24.34%	<div><div></div></div>	92	260	16	0	0
Total Votes Cast	1,512	100.00%	<div><div></div></div>	428	1,048	35	1	0
Overvotes	0			0	0	0	0	0
Undervotes	44			20	24	0	0	0
Contest Totals	1,556			448	1,072	35	1	0

PCT 178

Justice, 5th Court of Appeals District, Place 4

Vote For 1

	TOTAL	VOTE %		Election Day	Early Voting	Ballot By Mail	Provisional Ballots	Limited Ballots
REP Emily A. Miskel	1,145	76.23%	<div><div></div></div>	336	789	19	1	0
DEM Maricela Moore	357	23.77%	<div><div></div></div>	91	250	16	0	0
Total Votes Cast	1,502	100.00%	<div><div></div></div>	427	1,039	35	1	0
Overvotes	0			0	0	0	0	0
Undervotes	54			21	33	0	0	0
Contest Totals	1,556			448	1,072	35	1	0

Justice, 5th Court of Appeals District, Place 7

Vote For 1

	TOTAL	VOTE %		Election Day	Early Voting	Ballot By Mail	Provisional Ballots	Limited Ballots
REP Kristina Williams	1,134	75.40%	<div><div></div></div>	335	779	19	1	0
DEM Nancy Kennedy	370	24.60%	<div><div></div></div>	96	258	16	0	0
Total Votes Cast	1,504	100.00%	<div><div></div></div>	431	1,037	35	1	0
Overvotes	0			0	0	0	0	0
Undervotes	52			17	35	0	0	0
Contest Totals	1,556			448	1,072	35	1	0

County Judge CCD

Vote For 1

	TOTAL	VOTE %		Election Day	Early Voting	Ballot By Mail	Provisional Ballots	Limited Ballots
REP Chris Hill	1,146	75.44%	<div><div></div></div>	339	787	19	1	0
DEM Joshua Murray	373	24.56%	<div><div></div></div>	96	261	16	0	0
Total Votes Cast	1,519	100.00%	<div><div></div></div>	435	1,048	35	1	0
Overvotes	0			0	0	0	0	0
Undervotes	37			13	24	0	0	0
Contest Totals	1,556			448	1,072	35	1	0

District Clerk CCD

Vote For 1

	TOTAL	VOTE %		Election Day	Early Voting	Ballot By Mail	Provisional Ballots	Limited Ballots
REP Mike Gould	1,147	76.31%	<div><div></div></div>	338	787	21	1	0
DEM David Brignac	356	23.69%	<div><div></div></div>	89	253	14	0	0
Total Votes Cast	1,503	100.00%	<div><div></div></div>	427	1,040	35	1	0
Overvotes	0			0	0	0	0	0
Undervotes	53			21	32	0	0	0
Contest Totals	1,556			448	1,072	35	1	0

PCT 178

Justice of the Peace, Precinct 4

Vote For 1

	TOTAL	VOTE %		Election Day	Early Voting	Ballot By Mail	Provision al Ballots	Limited Ballots
REP Vincent Venegoni	1,132	74.97%	<div><div></div></div>	331	781	19	1	0
DEM Adam Kern	378	25.03%	<div><div></div></div>	101	261	16	0	0
Total Votes Cast	1,510	100.00%	<div><div></div></div>	432	1,042	35	1	0
Overvotes	0			0	0	0	0	0
Undervotes	46			16	30	0	0	0
Contest Totals	1,556			448	1,072	35	1	0

PCT 179

U. S. Representative District 3

Vote For 1

	TOTAL	VOTE %		Election Day	Early Voting	Ballot By Mail	Provisional Ballots	Limited Ballots
REP Keith Self	2,344	73.83%	<div><div></div></div>	408	1,789	142	5	0
DEM Sandeep Srivastava	780	24.57%	<div><div></div></div>	120	569	91	0	0
LIB Christopher Claytor	51	1.61%	<div><div></div></div>	20	27	4	0	0
Total Votes Cast	3,175	100.00%	<div><div></div></div>	548	2,385	237	5	0
Overvotes	0			0	0	0	0	0
Undervotes	62			15	43	4	0	0
Contest Totals	3,237			563	2,428	241	5	0

Governor

Vote For 1

	TOTAL	VOTE %		Election Day	Early Voting	Ballot By Mail	Provisional Ballots	Limited Ballots
REP Greg Abbott	2,324	72.17%	<div><div></div></div>	405	1,773	141	5	0
DEM Beto O'Rourke	854	26.52%	<div><div></div></div>	136	623	95	0	0
LIB Mark Tippetts	33	1.02%	<div><div></div></div>	15	14	4	0	0
GRN Delilah Barrios	7	0.22%	<div><div></div></div>	2	5	0	0	0
Write-In Totals	2	0.06%	<div><div></div></div>	1	1	0	0	0
Total Votes Cast	3,220	100.00%	<div><div></div></div>	559	2,416	240	5	0
Overvotes	0			0	0	0	0	0
Undervotes	17			4	12	1	0	0
Contest Totals	3,237			563	2,428	241	5	0

Lieutenant Governor

Vote For 1

	TOTAL	VOTE %		Election Day	Early Voting	Ballot By Mail	Provisional Ballots	Limited Ballots
REP Dan Patrick	2,175	68.05%	<div><div></div></div>	373	1,664	133	5	0
DEM Mike Collier	960	30.04%	<div><div></div></div>	153	703	104	0	0
LIB Shanna Steele	61	1.91%	<div><div></div></div>	27	32	2	0	0
Total Votes Cast	3,196	100.00%	<div><div></div></div>	553	2,399	239	5	0
Overvotes	0			0	0	0	0	0
Undervotes	41			10	29	2	0	0
Contest Totals	3,237			563	2,428	241	5	0

Attorney General

Vote For 1

	TOTAL	VOTE %		Election Day	Early Voting	Ballot By Mail	Provisional Ballots	Limited Ballots
REP Ken Paxton	2,143	67.60%	<div><div></div></div>	378	1,631	129	5	0
DEM Rochelle Mercedes Garza	909	28.68%	<div><div></div></div>	140	666	103	0	0
LIB Mark Ash	118	3.72%	<div><div></div></div>	32	81	5	0	0
Total Votes Cast	3,170	100.00%	<div><div></div></div>	550	2,378	237	5	0
Overvotes	0			0	0	0	0	0
Undervotes	67			13	50	4	0	0
Contest Totals	3,237			563	2,428	241	5	0

PCT 179

Comptroller of Public Accounts

Vote For 1

	TOTAL	VOTE %		Election Day	Early Voting	Ballot By Mail	Provisional Ballots	Limited Ballots
REP Glenn Hegar	2,380	75.39%	<div><div></div></div>	418	1,808	149	5	0
DEM Janet T. Dudding	743	23.54%	<div><div></div></div>	111	547	85	0	0
LIB V. Alonzo Echevarria-Garza	34	1.08%	<div><div></div></div>	14	18	2	0	0
Total Votes Cast	3,157	100.00%	<div><div></div></div>	543	2,373	236	5	0
Overvotes	0			0	0	0	0	0
Undervotes	80			20	55	5	0	0
Contest Totals	3,237			563	2,428	241	5	0

Commissioner of the General Land Office

Vote For 1

	TOTAL	VOTE %		Election Day	Early Voting	Ballot By Mail	Provisional Ballots	Limited Ballots
REP Dawn Buckingham	2,324	73.92%	<div><div></div></div>	419	1,759	141	5	0
DEM Jay Kleberg	802	25.51%	<div><div></div></div>	117	593	92	0	0
GRN Alfred Molison, Jr	16	0.51%	<div><div></div></div>	3	13	0	0	0
Write-In Totals	2	0.06%	<div><div></div></div>	1	1	0	0	0
Total Votes Cast	3,144	100.00%	<div><div></div></div>	540	2,366	233	5	0
Overvotes	0			0	0	0	0	0
Undervotes	93			23	62	8	0	0
Contest Totals	3,237			563	2,428	241	5	0

Commissioner of Agriculture

Vote For 1

	TOTAL	VOTE %		Election Day	Early Voting	Ballot By Mail	Provisional Ballots	Limited Ballots
REP Sid Miller	2,298	73.25%	<div><div></div></div>	413	1,744	136	5	0
DEM Susan Hays	839	26.75%	<div><div></div></div>	125	615	99	0	0
Total Votes Cast	3,137	100.00%	<div><div></div></div>	538	2,359	235	5	0
Overvotes	0			0	0	0	0	0
Undervotes	100			25	69	6	0	0
Contest Totals	3,237			563	2,428	241	5	0

Railroad Commissioner

Vote For 1

	TOTAL	VOTE %		Election Day	Early Voting	Ballot By Mail	Provisional Ballots	Limited Ballots
REP Wayne Christian	2,290	73.00%	<div><div></div></div>	402	1,743	140	5	0
DEM Luke Warford	784	24.99%	<div><div></div></div>	103	588	93	0	0
LIB Jaime Andres Diez	51	1.63%	<div><div></div></div>	24	26	1	0	0
GRN Hunter Wayne Crow	12	0.38%	<div><div></div></div>	6	6	0	0	0
Total Votes Cast	3,137	100.00%	<div><div></div></div>	535	2,363	234	5	0
Overvotes	0			0	0	0	0	0
Undervotes	100			28	65	7	0	0
Contest Totals	3,237			563	2,428	241	5	0

PCT 179

Justice, Supreme Court, Place 3

Vote For 1

	TOTAL	VOTE %		Election Day	Early Voting	Ballot By Mail	Provisional Ballots	Limited Ballots
REP Debra Lehrmann	2,313	74.06%	<div><div></div></div>	404	1,757	147	5	0
DEM Erin A. Nowell	764	24.46%	<div><div></div></div>	119	558	87	0	0
LIB Thomas Edward Oxford	46	1.47%	<div><div></div></div>	17	28	1	0	0
Total Votes Cast	3,123	100.00%	<div><div></div></div>	540	2,343	235	5	0
Overvotes	0			0	0	0	0	0
Undervotes	114			23	85	6	0	0
Contest Totals	3,237			563	2,428	241	5	0

Justice, Supreme Court, Place 5

Vote For 1

	TOTAL	VOTE %		Election Day	Early Voting	Ballot By Mail	Provisional Ballots	Limited Ballots
REP Rebeca Huddle	2,336	75.09%	<div><div></div></div>	414	1,766	151	5	0
DEM Amanda Reichel	775	24.91%	<div><div></div></div>	124	570	81	0	0
Total Votes Cast	3,111	100.00%	<div><div></div></div>	538	2,336	232	5	0
Overvotes	0			0	0	0	0	0
Undervotes	126			25	92	9	0	0
Contest Totals	3,237			563	2,428	241	5	0

Justice, Supreme Court, Place 9

Vote For 1

	TOTAL	VOTE %		Election Day	Early Voting	Ballot By Mail	Provisional Ballots	Limited Ballots
REP Evan Young	2,321	74.49%	<div><div></div></div>	409	1,757	150	5	0
DEM Julia Maldonado	795	25.51%	<div><div></div></div>	129	580	86	0	0
Total Votes Cast	3,116	100.00%	<div><div></div></div>	538	2,337	236	5	0
Overvotes	0			0	0	0	0	0
Undervotes	121			25	91	5	0	0
Contest Totals	3,237			563	2,428	241	5	0

Judge, Court of Criminal Appeals, Place 5

Vote For 1

	TOTAL	VOTE %		Election Day	Early Voting	Ballot By Mail	Provisional Ballots	Limited Ballots
REP Scott Walker	2,286	73.86%	<div><div></div></div>	404	1,735	142	5	0
DEM Dana Huffman	809	26.14%	<div><div></div></div>	129	593	87	0	0
Total Votes Cast	3,095	100.00%	<div><div></div></div>	533	2,328	229	5	0
Overvotes	0			0	0	0	0	0
Undervotes	142			30	100	12	0	0
Contest Totals	3,237			563	2,428	241	5	0

PCT 179

Judge, Court of Criminal Appeals, Place 6

Vote For 1

	TOTAL	VOTE %		Election Day	Early Voting	Ballot By Mail	Provisional Ballots	Limited Ballots
REP Jesse F. McClure, III	2,313	74.88%	<div><div></div></div>	414	1,754	140	5	0
DEM Robert Johnson	776	25.12%	<div><div></div></div>	116	574	86	0	0
Total Votes Cast	3,089	100.00%	<div><div></div></div>	530	2,328	226	5	0
Overvotes	0			0	0	0	0	0
Undervotes	148			33	100	15	0	0
Contest Totals	3,237			563	2,428	241	5	0

Member, State Board of Education, District 12 CCD

Vote For 1

	TOTAL	VOTE %		Election Day	Early Voting	Ballot By Mail	Provisional Ballots	Limited Ballots
REP Pam Little	2,310	74.11%	<div><div></div></div>	404	1,749	152	5	0
DEM Alex Cornwallis	745	23.90%	<div><div></div></div>	109	554	82	0	0
LIB Christy Mowrey	59	1.89%	<div><div></div></div>	26	33	0	0	0
Write-In Totals	3	0.10%	<div><div></div></div>	2	0	1	0	0
Total Votes Cast	3,117	100.00%	<div><div></div></div>	541	2,336	235	5	0
Overvotes	0			0	0	0	0	0
Undervotes	120			22	92	6	0	0
Contest Totals	3,237			563	2,428	241	5	0

State Senator, District 8

Vote For 1

	TOTAL	VOTE %		Election Day	Early Voting	Ballot By Mail	Provisional Ballots	Limited Ballots
REP Angela Paxton	2,169	69.34%	<div><div></div></div>	383	1,647	134	5	0
DEM Jonathan Cocks	872	27.88%	<div><div></div></div>	130	643	99	0	0
LIB Edward Kless	87	2.78%	<div><div></div></div>	29	53	5	0	0
Total Votes Cast	3,128	100.00%	<div><div></div></div>	542	2,343	238	5	0
Overvotes	0			0	0	0	0	0
Undervotes	109			21	85	3	0	0
Contest Totals	3,237			563	2,428	241	5	0

Justice, 5th Court of Appeals District, Place 4

Vote For 1

	TOTAL	VOTE %		Election Day	Early Voting	Ballot By Mail	Provisional Ballots	Limited Ballots
REP Emily A. Miskel	2,322	75.64%	<div><div></div></div>	414	1,759	144	5	0
DEM Maricela Moore	748	24.36%	<div><div></div></div>	113	546	89	0	0
Total Votes Cast	3,070	100.00%	<div><div></div></div>	527	2,305	233	5	0
Overvotes	0			0	0	0	0	0
Undervotes	167			36	123	8	0	0
Contest Totals	3,237			563	2,428	241	5	0

PCT 179

Justice, 5th Court of Appeals District, Place 7

Vote For 1

	TOTAL	VOTE %		Election Day	Early Voting	Ballot By Mail	Provisional Ballots	Limited Ballots
REP Kristina Williams	2,296	74.76%	<div><div></div></div>	409	1,743	139	5	0
DEM Nancy Kennedy	775	25.24%	<div><div></div></div>	118	567	90	0	0
Total Votes Cast	3,071	100.00%	<div><div></div></div>	527	2,310	229	5	0
Overvotes	0			0	0	0	0	0
Undervotes	166			36	118	12	0	0
Contest Totals	3,237			563	2,428	241	5	0

County Judge CCD

Vote For 1

	TOTAL	VOTE %		Election Day	Early Voting	Ballot By Mail	Provisional Ballots	Limited Ballots
REP Chris Hill	2,323	74.79%	<div><div></div></div>	419	1,755	144	5	0
DEM Joshua Murray	783	25.21%	<div><div></div></div>	117	577	89	0	0
Total Votes Cast	3,106	100.00%	<div><div></div></div>	536	2,332	233	5	0
Overvotes	0			0	0	0	0	0
Undervotes	131			27	96	8	0	0
Contest Totals	3,237			563	2,428	241	5	0

District Clerk CCD

Vote For 1

	TOTAL	VOTE %		Election Day	Early Voting	Ballot By Mail	Provisional Ballots	Limited Ballots
REP Mike Gould	2,325	75.59%	<div><div></div></div>	411	1,768	141	5	0
DEM David Brignac	751	24.41%	<div><div></div></div>	110	556	85	0	0
Total Votes Cast	3,076	100.00%	<div><div></div></div>	521	2,324	226	5	0
Overvotes	0			0	0	0	0	0
Undervotes	161			42	104	15	0	0
Contest Totals	3,237			563	2,428	241	5	0

PCT 180

U. S. Representative, District 4

Vote For 1

	TOTAL	VOTE %		Election Day	Early Voting	Ballot By Mail	Provisional Ballots	Limited Ballots
REP Pat Fallon	787	51.00%	<div><div></div></div>	255	523	9	0	0
DEM Iro Omere	715	46.34%	<div><div></div></div>	215	474	26	0	0
LIB John Simmons	41	2.66%	<div><div></div></div>	14	27	0	0	0
Total Votes Cast	1,543	100.00%	<div><div></div></div>	484	1,024	35	0	0
Overvotes	0			0	0	0	0	0
Undervotes	37			17	20	0	0	0
Contest Totals	1,580			501	1,044	35	0	0

Governor

Vote For 1

	TOTAL	VOTE %		Election Day	Early Voting	Ballot By Mail	Provisional Ballots	Limited Ballots
REP Greg Abbott	785	49.84%	<div><div></div></div>	256	521	8	0	0
DEM Beto O'Rourke	767	48.70%	<div><div></div></div>	236	504	27	0	0
LIB Mark Tippetts	19	1.21%	<div><div></div></div>	5	14	0	0	0
GRN Delilah Barrios	3	0.19%	<div><div></div></div>	1	2	0	0	0
Write-In Totals	1	0.06%	<div><div></div></div>	0	1	0	0	0
Total Votes Cast	1,575	100.00%	<div><div></div></div>	498	1,042	35	0	0
Overvotes	0			0	0	0	0	0
Undervotes	5			3	2	0	0	0
Contest Totals	1,580			501	1,044	35	0	0

Lieutenant Governor

Vote For 1

	TOTAL	VOTE %		Election Day	Early Voting	Ballot By Mail	Provisional Ballots	Limited Ballots
REP Dan Patrick	749	48.29%	<div><div></div></div>	242	499	8	0	0
DEM Mike Collier	747	48.16%	<div><div></div></div>	226	494	27	0	0
LIB Shanna Steele	55	3.55%	<div><div></div></div>	17	38	0	0	0
Total Votes Cast	1,551	100.00%	<div><div></div></div>	485	1,031	35	0	0
Overvotes	0			0	0	0	0	0
Undervotes	29			16	13	0	0	0
Contest Totals	1,580			501	1,044	35	0	0

Attorney General

Vote For 1

	TOTAL	VOTE %		Election Day	Early Voting	Ballot By Mail	Provisional Ballots	Limited Ballots
REP Ken Paxton	744	48.00%	<div><div></div></div>	241	494	9	0	0
DEM Rochelle Mercedes Garza	752	48.52%	<div><div></div></div>	227	500	25	0	0
LIB Mark Ash	54	3.48%	<div><div></div></div>	14	39	1	0	0
Total Votes Cast	1,550	100.00%	<div><div></div></div>	482	1,033	35	0	0
Overvotes	0			0	0	0	0	0
Undervotes	30			19	11	0	0	0
Contest Totals	1,580			501	1,044	35	0	0

PCT 180

Comptroller of Public Accounts

Vote For 1

	TOTAL	VOTE %		Election Day	Early Voting	Ballot By Mail	Provisional Ballots	Limited Ballots
REP Glenn Hegar	795	51.76%	<div><div></div></div>	254	532	9	0	0
DEM Janet T. Dudding	691	44.99%	<div><div></div></div>	204	461	26	0	0
LIB V. Alonzo Echevarria-Garza	50	3.26%	<div><div></div></div>	19	31	0	0	0
Total Votes Cast	1,536	100.00%	<div><div></div></div>	477	1,024	35	0	0
Overvotes	0			0	0	0	0	0
Undervotes	44			24	20	0	0	0
Contest Totals	1,580			501	1,044	35	0	0

Commissioner of the General Land Office

Vote For 1

	TOTAL	VOTE %		Election Day	Early Voting	Ballot By Mail	Provisional Ballots	Limited Ballots
REP Dawn Buckingham	806	52.68%	<div><div></div></div>	253	545	8	0	0
DEM Jay Kleberg	702	45.88%	<div><div></div></div>	212	463	27	0	0
GRN Alfred Molison, Jr	22	1.44%	<div><div></div></div>	10	12	0	0	0
Write-In Totals	0	0.00%	<div><div></div></div>	0	0	0	0	0
Total Votes Cast	1,530	100.00%	<div><div></div></div>	475	1,020	35	0	0
Overvotes	0			0	0	0	0	0
Undervotes	50			26	24	0	0	0
Contest Totals	1,580			501	1,044	35	0	0

Commissioner of Agriculture

Vote For 1

	TOTAL	VOTE %		Election Day	Early Voting	Ballot By Mail	Provisional Ballots	Limited Ballots
REP Sid Miller	789	51.74%	<div><div></div></div>	255	526	8	0	0
DEM Susan Hays	736	48.26%	<div><div></div></div>	220	489	27	0	0
Total Votes Cast	1,525	100.00%	<div><div></div></div>	475	1,015	35	0	0
Overvotes	0			0	0	0	0	0
Undervotes	55			26	29	0	0	0
Contest Totals	1,580			501	1,044	35	0	0

Railroad Commissioner

Vote For 1

	TOTAL	VOTE %		Election Day	Early Voting	Ballot By Mail	Provisional Ballots	Limited Ballots
REP Wayne Christian	786	51.21%	<div><div></div></div>	251	527	8	0	0
DEM Luke Warford	681	44.36%	<div><div></div></div>	199	456	26	0	0
LIB Jaime Andres Diez	50	3.26%	<div><div></div></div>	19	30	1	0	0
GRN Hunter Wayne Crow	18	1.17%	<div><div></div></div>	9	9	0	0	0
Total Votes Cast	1,535	100.00%	<div><div></div></div>	478	1,022	35	0	0
Overvotes	0			0	0	0	0	0
Undervotes	45			23	22	0	0	0
Contest Totals	1,580			501	1,044	35	0	0

PCT 180

Justice, Supreme Court, Place 3

Vote For 1

	TOTAL	VOTE %		Election Day	Early Voting	Ballot By Mail	Provisional Ballots	Limited Ballots
REP Debra Lehrmann	779	50.95%	<div><div></div></div>	248	523	8	0	0
DEM Erin A. Nowell	715	46.76%	<div><div></div></div>	218	470	27	0	0
LIB Thomas Edward Oxford	35	2.29%	<div><div></div></div>	12	23	0	0	0
Total Votes Cast	1,529	100.00%	<div><div></div></div>	478	1,016	35	0	0
Overvotes	0			0	0	0	0	0
Undervotes	51			23	28	0	0	0
Contest Totals	1,580			501	1,044	35	0	0

Justice, Supreme Court, Place 5

Vote For 1

	TOTAL	VOTE %		Election Day	Early Voting	Ballot By Mail	Provisional Ballots	Limited Ballots
REP Rebeca Huddle	789	51.87%	<div><div></div></div>	251	531	7	0	0
DEM Amanda Reichel	732	48.13%	<div><div></div></div>	227	478	27	0	0
Total Votes Cast	1,521	100.00%	<div><div></div></div>	478	1,009	34	0	0
Overvotes	0			0	0	0	0	0
Undervotes	59			23	35	1	0	0
Contest Totals	1,580			501	1,044	35	0	0

Justice, Supreme Court, Place 9

Vote For 1

	TOTAL	VOTE %		Election Day	Early Voting	Ballot By Mail	Provisional Ballots	Limited Ballots
REP Evan Young	781	51.38%	<div><div></div></div>	245	527	9	0	0
DEM Julia Maldonado	739	48.62%	<div><div></div></div>	228	485	26	0	0
Total Votes Cast	1,520	100.00%	<div><div></div></div>	473	1,012	35	0	0
Overvotes	0			0	0	0	0	0
Undervotes	60			28	32	0	0	0
Contest Totals	1,580			501	1,044	35	0	0

Judge, Court of Criminal Appeals, Place 5

Vote For 1

	TOTAL	VOTE %		Election Day	Early Voting	Ballot By Mail	Provisional Ballots	Limited Ballots
REP Scott Walker	789	52.08%	<div><div></div></div>	256	525	8	0	0
DEM Dana Huffman	726	47.92%	<div><div></div></div>	217	482	27	0	0
Total Votes Cast	1,515	100.00%	<div><div></div></div>	473	1,007	35	0	0
Overvotes	0			0	0	0	0	0
Undervotes	65			28	37	0	0	0
Contest Totals	1,580			501	1,044	35	0	0

PCT 180

Judge, Court of Criminal Appeals, Place 6

Vote For 1

	TOTAL	VOTE %		Election Day	Early Voting	Ballot By Mail	Provisional Ballots	Limited Ballots
REP Jesse F. McClure, III	792	52.11%	<div><div></div></div>	256	528	8	0	0
DEM Robert Johnson	728	47.89%	<div><div></div></div>	219	482	27	0	0
Total Votes Cast	1,520	100.00%	<div><div></div></div>	475	1,010	35	0	0
Overvotes	0			0	0	0	0	0
Undervotes	60			26	34	0	0	0
Contest Totals	1,580			501	1,044	35	0	0

Member, State Board of Education, District 12 CCD

Vote For 1

	TOTAL	VOTE %		Election Day	Early Voting	Ballot By Mail	Provisional Ballots	Limited Ballots
REP Pam Little	770	50.26%	<div><div></div></div>	248	513	9	0	0
DEM Alex Cornwallis	706	46.08%	<div><div></div></div>	211	469	26	0	0
LIB Christy Mowrey	56	3.66%	<div><div></div></div>	20	36	0	0	0
Write-In Totals	0	0.00%	<div><div></div></div>	0	0	0	0	0
Total Votes Cast	1,532	100.00%	<div><div></div></div>	479	1,018	35	0	0
Overvotes	0			0	0	0	0	0
Undervotes	48			22	26	0	0	0
Contest Totals	1,580			501	1,044	35	0	0

State Senator, District 8

Vote For 1

	TOTAL	VOTE %		Election Day	Early Voting	Ballot By Mail	Provisional Ballots	Limited Ballots
REP Angela Paxton	769	49.94%	<div><div></div></div>	249	512	8	0	0
DEM Jonathan Cocks	736	47.79%	<div><div></div></div>	220	489	27	0	0
LIB Edward Kless	35	2.27%	<div><div></div></div>	10	25	0	0	0
Total Votes Cast	1,540	100.00%	<div><div></div></div>	479	1,026	35	0	0
Overvotes	0			0	0	0	0	0
Undervotes	40			22	18	0	0	0
Contest Totals	1,580			501	1,044	35	0	0

State Representative, District 61

Vote For 1

	TOTAL	VOTE %		Election Day	Early Voting	Ballot By Mail	Provisional Ballots	Limited Ballots
REP Frederick Frazier	793	52.10%	<div><div></div></div>	251	534	8	0	0
DEM Sheena King	729	47.90%	<div><div></div></div>	224	478	27	0	0
Total Votes Cast	1,522	100.00%	<div><div></div></div>	475	1,012	35	0	0
Overvotes	0			0	0	0	0	0
Undervotes	58			26	32	0	0	0
Contest Totals	1,580			501	1,044	35	0	0

PCT 180

Justice, 5th Court of Appeals District, Place 4

Vote For 1

	TOTAL	VOTE %		Election Day	Early Voting	Ballot By Mail	Provisional Ballots	Limited Ballots
REP Emily A. Miskel	786	51.95%	<div><div></div></div>	253	524	9	0	0
DEM Maricela Moore	727	48.05%	<div><div></div></div>	219	482	26	0	0
Total Votes Cast	1,513	100.00%	<div><div></div></div>	472	1,006	35	0	0
Overvotes	0			0	0	0	0	0
Undervotes	67			29	38	0	0	0
Contest Totals	1,580			501	1,044	35	0	0

Justice, 5th Court of Appeals District, Place 7

Vote For 1

	TOTAL	VOTE %		Election Day	Early Voting	Ballot By Mail	Provisional Ballots	Limited Ballots
REP Kristina Williams	781	51.59%	<div><div></div></div>	250	522	9	0	0
DEM Nancy Kennedy	733	48.41%	<div><div></div></div>	221	486	26	0	0
Total Votes Cast	1,514	100.00%	<div><div></div></div>	471	1,008	35	0	0
Overvotes	0			0	0	0	0	0
Undervotes	66			30	36	0	0	0
Contest Totals	1,580			501	1,044	35	0	0

County Judge CCD

Vote For 1

	TOTAL	VOTE %		Election Day	Early Voting	Ballot By Mail	Provisional Ballots	Limited Ballots
REP Chris Hill	803	52.21%	<div><div></div></div>	259	535	9	0	0
DEM Joshua Murray	735	47.79%	<div><div></div></div>	223	486	26	0	0
Total Votes Cast	1,538	100.00%	<div><div></div></div>	482	1,021	35	0	0
Overvotes	0			0	0	0	0	0
Undervotes	42			19	23	0	0	0
Contest Totals	1,580			501	1,044	35	0	0

District Clerk CCD

Vote For 1

	TOTAL	VOTE %		Election Day	Early Voting	Ballot By Mail	Provisional Ballots	Limited Ballots
REP Mike Gould	798	52.43%	<div><div></div></div>	262	527	9	0	0
DEM David Brignac	724	47.57%	<div><div></div></div>	212	486	26	0	0
Total Votes Cast	1,522	100.00%	<div><div></div></div>	474	1,013	35	0	0
Overvotes	0			0	0	0	0	0
Undervotes	58			27	31	0	0	0
Contest Totals	1,580			501	1,044	35	0	0

PCT 180

Justice of the Peace, Precinct 4

Vote For 1

	TOTAL	VOTE %		Election Day	Early Voting	Ballot By Mail	Provision al Ballots	Limited Ballots
REP Vincent Venegoni	786	51.68%	<div><div></div></div>	254	524	8	0	0
DEM Adam Kern	735	48.32%	<div><div></div></div>	222	486	27	0	0
Total Votes Cast	1,521	100.00%	<div><div></div></div>	476	1,010	35	0	0
Overvotes	0			0	0	0	0	0
Undervotes	59			25	34	0	0	0
Contest Totals	1,580			501	1,044	35	0	0

PCT 181

U. S. Representative District 3

Vote For 1

	TOTAL	VOTE %		Election Day	Early Voting	Ballot By Mail	Provisional Ballots	Limited Ballots
REP Keith Self	719	64.02%	<div><div></div></div>	234	473	12	0	0
DEM Sandeep Srivastava	365	32.50%	<div><div></div></div>	131	229	4	1	0
LIB Christopher Claytor	39	3.47%	<div><div></div></div>	14	23	2	0	0
Total Votes Cast	1,123	100.00%	<div><div></div></div>	379	725	18	1	0
Overvotes	0			0	0	0	0	0
Undervotes	24			8	14	2	0	0
Contest Totals	1,147			387	739	20	1	0

Governor

Vote For 1

	TOTAL	VOTE %		Election Day	Early Voting	Ballot By Mail	Provisional Ballots	Limited Ballots
REP Greg Abbott	718	62.93%	<div><div></div></div>	227	478	13	0	0
DEM Beto O'Rourke	410	35.93%	<div><div></div></div>	152	252	5	1	0
LIB Mark Tippetts	13	1.14%	<div><div></div></div>	7	5	1	0	0
GRN Delilah Barrios	0	0.00%	<div><div></div></div>	0	0	0	0	0
Write-In Totals	0	0.00%	<div><div></div></div>	0	0	0	0	0
Total Votes Cast	1,141	100.00%	<div><div></div></div>	386	735	19	1	0
Overvotes	0			0	0	0	0	0
Undervotes	6			1	4	1	0	0
Contest Totals	1,147			387	739	20	1	0

Lieutenant Governor

Vote For 1

	TOTAL	VOTE %		Election Day	Early Voting	Ballot By Mail	Provisional Ballots	Limited Ballots
REP Dan Patrick	706	62.42%	<div><div></div></div>	224	469	13	0	0
DEM Mike Collier	389	34.39%	<div><div></div></div>	137	246	5	1	0
LIB Shanna Steele	36	3.18%	<div><div></div></div>	18	17	1	0	0
Total Votes Cast	1,131	100.00%	<div><div></div></div>	379	732	19	1	0
Overvotes	0			0	0	0	0	0
Undervotes	16			8	7	1	0	0
Contest Totals	1,147			387	739	20	1	0

Attorney General

Vote For 1

	TOTAL	VOTE %		Election Day	Early Voting	Ballot By Mail	Provisional Ballots	Limited Ballots
REP Ken Paxton	697	61.85%	<div><div></div></div>	220	464	13	0	0
DEM Rochelle Mercedes Garza	392	34.78%	<div><div></div></div>	139	247	5	1	0
LIB Mark Ash	38	3.37%	<div><div></div></div>	21	16	1	0	0
Total Votes Cast	1,127	100.00%	<div><div></div></div>	380	727	19	1	0
Overvotes	0			0	0	0	0	0
Undervotes	20			7	12	1	0	0
Contest Totals	1,147			387	739	20	1	0

PCT 181

Comptroller of Public Accounts

Vote For 1

	TOTAL	VOTE %		Election Day	Early Voting	Ballot By Mail	Provisional Ballots	Limited Ballots
REP Glenn Hegar	708	63.16%	<div><div></div></div>	225	470	13	0	0
DEM Janet T. Dudding	378	33.72%	<div><div></div></div>	132	240	5	1	0
LIB V. Alonzo Echevarria-Garza	35	3.12%	<div><div></div></div>	19	15	1	0	0
Total Votes Cast	1,121	100.00%	<div><div></div></div>	376	725	19	1	0
Overvotes	0			0	0	0	0	0
Undervotes	26			11	14	1	0	0
Contest Totals	1,147			387	739	20	1	0

Commissioner of the General Land Office

Vote For 1

	TOTAL	VOTE %		Election Day	Early Voting	Ballot By Mail	Provisional Ballots	Limited Ballots
REP Dawn Buckingham	724	64.87%	<div><div></div></div>	233	478	13	0	0
DEM Jay Kleberg	375	33.60%	<div><div></div></div>	138	232	4	1	0
GRN Alfred Molison, Jr	16	1.43%	<div><div></div></div>	6	10	0	0	0
Write-In Totals	1	0.09%	<div><div></div></div>	0	1	0	0	0
Total Votes Cast	1,116	100.00%	<div><div></div></div>	377	721	17	1	0
Overvotes	0			0	0	0	0	0
Undervotes	31			10	18	3	0	0
Contest Totals	1,147			387	739	20	1	0

Commissioner of Agriculture

Vote For 1

	TOTAL	VOTE %		Election Day	Early Voting	Ballot By Mail	Provisional Ballots	Limited Ballots
REP Sid Miller	725	64.73%	<div><div></div></div>	235	478	12	0	0
DEM Susan Hays	395	35.27%	<div><div></div></div>	141	248	5	1	0
Total Votes Cast	1,120	100.00%	<div><div></div></div>	376	726	17	1	0
Overvotes	0			0	0	0	0	0
Undervotes	27			11	13	3	0	0
Contest Totals	1,147			387	739	20	1	0

Railroad Commissioner

Vote For 1

	TOTAL	VOTE %		Election Day	Early Voting	Ballot By Mail	Provisional Ballots	Limited Ballots
REP Wayne Christian	701	62.76%	<div><div></div></div>	222	466	13	0	0
DEM Luke Warford	369	33.03%	<div><div></div></div>	133	231	4	1	0
LIB Jaime Andres Diez	37	3.31%	<div><div></div></div>	16	20	1	0	0
GRN Hunter Wayne Crow	10	0.90%	<div><div></div></div>	4	6	0	0	0
Total Votes Cast	1,117	100.00%	<div><div></div></div>	375	723	18	1	0
Overvotes	0			0	0	0	0	0
Undervotes	30			12	16	2	0	0
Contest Totals	1,147			387	739	20	1	0

PCT 181

Justice, Supreme Court, Place 3

Vote For 1

	TOTAL	VOTE %		Election Day	Early Voting	Ballot By Mail	Provisional Ballots	Limited Ballots
REP Debra Lehrmann	719	64.14%	<div><div></div></div>	230	476	13	0	0
DEM Erin A. Nowell	375	33.45%	<div><div></div></div>	136	234	4	1	0
LIB Thomas Edward Oxford	27	2.41%	<div><div></div></div>	11	15	1	0	0
Total Votes Cast	1,121	100.00%	<div><div></div></div>	377	725	18	1	0
Overvotes	0			0	0	0	0	0
Undervotes	26			10	14	2	0	0
Contest Totals	1,147			387	739	20	1	0

Justice, Supreme Court, Place 5

Vote For 1

	TOTAL	VOTE %		Election Day	Early Voting	Ballot By Mail	Provisional Ballots	Limited Ballots
REP Rebeca Huddle	727	65.20%	<div><div></div></div>	235	479	13	0	0
DEM Amanda Reichel	388	34.80%	<div><div></div></div>	142	241	4	1	0
Total Votes Cast	1,115	100.00%	<div><div></div></div>	377	720	17	1	0
Overvotes	0			0	0	0	0	0
Undervotes	32			10	19	3	0	0
Contest Totals	1,147			387	739	20	1	0

Justice, Supreme Court, Place 9

Vote For 1

	TOTAL	VOTE %		Election Day	Early Voting	Ballot By Mail	Provisional Ballots	Limited Ballots
REP Evan Young	714	64.09%	<div><div></div></div>	226	475	13	0	0
DEM Julia Maldonado	400	35.91%	<div><div></div></div>	148	247	4	1	0
Total Votes Cast	1,114	100.00%	<div><div></div></div>	374	722	17	1	0
Overvotes	0			0	0	0	0	0
Undervotes	33			13	17	3	0	0
Contest Totals	1,147			387	739	20	1	0

Judge, Court of Criminal Appeals, Place 5

Vote For 1

	TOTAL	VOTE %		Election Day	Early Voting	Ballot By Mail	Provisional Ballots	Limited Ballots
REP Scott Walker	720	64.69%	<div><div></div></div>	232	475	13	0	0
DEM Dana Huffman	393	35.31%	<div><div></div></div>	144	244	4	1	0
Total Votes Cast	1,113	100.00%	<div><div></div></div>	376	719	17	1	0
Overvotes	0			0	0	0	0	0
Undervotes	34			11	20	3	0	0
Contest Totals	1,147			387	739	20	1	0

PCT 181

Judge, Court of Criminal Appeals, Place 6

Vote For 1

	TOTAL	VOTE %		Election Day	Early Voting	Ballot By Mail	Provisional Ballots	Limited Ballots
REP Jesse F. McClure, III	726	65.29%	<div><div></div></div>	232	481	13	0	0
DEM Robert Johnson	386	34.71%	<div><div></div></div>	142	239	4	1	0
Total Votes Cast	1,112	100.00%	<div><div></div></div>	374	720	17	1	0
Overvotes	0			0	0	0	0	0
Undervotes	35			13	19	3	0	0
Contest Totals	1,147			387	739	20	1	0

Member, State Board of Education, District 12 CCD

Vote For 1

	TOTAL	VOTE %		Election Day	Early Voting	Ballot By Mail	Provisional Ballots	Limited Ballots
REP Pam Little	696	62.70%	<div><div></div></div>	218	465	13	0	0
DEM Alex Cornwallis	373	33.60%	<div><div></div></div>	135	234	3	1	0
LIB Christy Mowrey	41	3.69%	<div><div></div></div>	18	21	2	0	0
Write-In Totals	0	0.00%	<div><div></div></div>	0	0	0	0	0
Total Votes Cast	1,110	100.00%	<div><div></div></div>	371	720	18	1	0
Overvotes	0			0	0	0	0	0
Undervotes	37			16	19	2	0	0
Contest Totals	1,147			387	739	20	1	0

State Senator, District 8

Vote For 1

	TOTAL	VOTE %		Election Day	Early Voting	Ballot By Mail	Provisional Ballots	Limited Ballots
REP Angela Paxton	701	62.59%	<div><div></div></div>	224	464	13	0	0
DEM Jonathan Cocks	382	34.11%	<div><div></div></div>	136	241	4	1	0
LIB Edward Kless	37	3.30%	<div><div></div></div>	16	20	1	0	0
Total Votes Cast	1,120	100.00%	<div><div></div></div>	376	725	18	1	0
Overvotes	0			0	0	0	0	0
Undervotes	27			11	14	2	0	0
Contest Totals	1,147			387	739	20	1	0

State Representative, District 67

Vote For 1

	TOTAL	VOTE %		Election Day	Early Voting	Ballot By Mail	Provisional Ballots	Limited Ballots
REP Jeff Leach	716	64.27%	<div><div></div></div>	230	473	13	0	0
DEM Kevin Morris	398	35.73%	<div><div></div></div>	146	247	4	1	0
Total Votes Cast	1,114	100.00%	<div><div></div></div>	376	720	17	1	0
Overvotes	0			0	0	0	0	0
Undervotes	33			11	19	3	0	0
Contest Totals	1,147			387	739	20	1	0

PCT 181

Justice, 5th Court of Appeals District, Place 4

Vote For 1

	TOTAL	VOTE %		Election Day	Early Voting	Ballot By Mail	Provisional Ballots	Limited Ballots
REP Emily A. Miskel	716	64.56%	<div><div></div></div>	229	474	13	0	0
DEM Maricela Moore	393	35.44%	<div><div></div></div>	146	241	5	1	0
Total Votes Cast	1,109	100.00%	<div><div></div></div>	375	715	18	1	0
Overvotes	0			0	0	0	0	0
Undervotes	38			12	24	2	0	0
Contest Totals	1,147			387	739	20	1	0

Justice, 5th Court of Appeals District, Place 7

Vote For 1

	TOTAL	VOTE %		Election Day	Early Voting	Ballot By Mail	Provisional Ballots	Limited Ballots
REP Kristina Williams	714	64.38%	<div><div></div></div>	230	471	13	0	0
DEM Nancy Kennedy	395	35.62%	<div><div></div></div>	143	246	5	1	0
Total Votes Cast	1,109	100.00%	<div><div></div></div>	373	717	18	1	0
Overvotes	0			0	0	0	0	0
Undervotes	38			14	22	2	0	0
Contest Totals	1,147			387	739	20	1	0

County Judge CCD

Vote For 1

	TOTAL	VOTE %		Election Day	Early Voting	Ballot By Mail	Provisional Ballots	Limited Ballots
REP Chris Hill	720	64.75%	<div><div></div></div>	229	478	13	0	0
DEM Joshua Murray	392	35.25%	<div><div></div></div>	142	244	5	1	0
Total Votes Cast	1,112	100.00%	<div><div></div></div>	371	722	18	1	0
Overvotes	0			0	0	0	0	0
Undervotes	35			16	17	2	0	0
Contest Totals	1,147			387	739	20	1	0

District Clerk CCD

Vote For 1

	TOTAL	VOTE %		Election Day	Early Voting	Ballot By Mail	Provisional Ballots	Limited Ballots
REP Mike Gould	715	64.71%	<div><div></div></div>	229	473	13	0	0
DEM David Brignac	390	35.29%	<div><div></div></div>	139	245	5	1	0
Total Votes Cast	1,105	100.00%	<div><div></div></div>	368	718	18	1	0
Overvotes	0			0	0	0	0	0
Undervotes	42			19	21	2	0	0
Contest Totals	1,147			387	739	20	1	0

PCT 182

U. S. Representative District 3

Vote For 1

	TOTAL	VOTE %		Election Day	Early Voting	Ballot By Mail	Provisional Ballots	Limited Ballots
REP Keith Self	1,068	54.19%	<div><div></div></div>	287	743	33	5	0
DEM Sandeep Srivastava	846	42.92%	<div><div></div></div>	204	608	33	1	0
LIB Christopher Claytor	57	2.89%	<div><div></div></div>	16	38	3	0	0
Total Votes Cast	1,971	100.00%	<div><div></div></div>	507	1,389	69	6	0
Overvotes	0			0	0	0	0	0
Undervotes	33			12	20	1	0	0
Contest Totals	2,004			519	1,409	70	6	0

Governor

Vote For 1

	TOTAL	VOTE %		Election Day	Early Voting	Ballot By Mail	Provisional Ballots	Limited Ballots
REP Greg Abbott	1,055	52.75%	<div><div></div></div>	277	742	32	4	0
DEM Beto O'Rourke	921	46.05%	<div><div></div></div>	232	651	37	1	0
LIB Mark Tippetts	17	0.85%	<div><div></div></div>	7	8	1	1	0
GRN Delilah Barrios	4	0.20%	<div><div></div></div>	1	3	0	0	0
Write-In Totals	3	0.15%	<div><div></div></div>	1	2	0	0	0
Total Votes Cast	2,000	100.00%	<div><div></div></div>	518	1,406	70	6	0
Overvotes	0			0	0	0	0	0
Undervotes	4			1	3	0	0	0
Contest Totals	2,004			519	1,409	70	6	0

Lieutenant Governor

Vote For 1

	TOTAL	VOTE %		Election Day	Early Voting	Ballot By Mail	Provisional Ballots	Limited Ballots
REP Dan Patrick	998	50.23%	<div><div></div></div>	265	698	30	5	0
DEM Mike Collier	938	47.21%	<div><div></div></div>	228	670	39	1	0
LIB Shanna Steele	51	2.57%	<div><div></div></div>	19	31	1	0	0
Total Votes Cast	1,987	100.00%	<div><div></div></div>	512	1,399	70	6	0
Overvotes	0			0	0	0	0	0
Undervotes	17			7	10	0	0	0
Contest Totals	2,004			519	1,409	70	6	0

Attorney General

Vote For 1

	TOTAL	VOTE %		Election Day	Early Voting	Ballot By Mail	Provisional Ballots	Limited Ballots
REP Ken Paxton	974	49.44%	<div><div></div></div>	262	680	27	5	0
DEM Rochelle Mercedes Garza	924	46.90%	<div><div></div></div>	224	660	39	1	0
LIB Mark Ash	72	3.65%	<div><div></div></div>	21	51	0	0	0
Total Votes Cast	1,970	100.00%	<div><div></div></div>	507	1,391	66	6	0
Overvotes	0			0	0	0	0	0
Undervotes	34			12	18	4	0	0
Contest Totals	2,004			519	1,409	70	6	0

PCT 182

Comptroller of Public Accounts

Vote For 1

	TOTAL	VOTE %		Election Day	Early Voting	Ballot By Mail	Provisional Ballots	Limited Ballots
REP Glenn Hegar	1,086	55.27%	<div><div></div></div>	283	764	34	5	0
DEM Janet T. Dudding	834	42.44%	<div><div></div></div>	205	597	31	1	0
LIB V. Alonzo Echevarria-Garza	45	2.29%	<div><div></div></div>	16	29	0	0	0
Total Votes Cast	1,965	100.00%	<div><div></div></div>	504	1,390	65	6	0
Overvotes	0			0	0	0	0	0
Undervotes	39			15	19	5	0	0
Contest Totals	2,004			519	1,409	70	6	0

Commissioner of the General Land Office

Vote For 1

	TOTAL	VOTE %		Election Day	Early Voting	Ballot By Mail	Provisional Ballots	Limited Ballots
REP Dawn Buckingham	1,076	54.93%	<div><div></div></div>	290	748	33	5	0
DEM Jay Kleberg	860	43.90%	<div><div></div></div>	206	620	33	1	0
GRN Alfred Molison, Jr	21	1.07%	<div><div></div></div>	7	14	0	0	0
Write-In Totals	2	0.10%	<div><div></div></div>	0	2	0	0	0
Total Votes Cast	1,959	100.00%	<div><div></div></div>	503	1,384	66	6	0
Overvotes	0			0	0	0	0	0
Undervotes	45			16	25	4	0	0
Contest Totals	2,004			519	1,409	70	6	0

Commissioner of Agriculture

Vote For 1

	TOTAL	VOTE %		Election Day	Early Voting	Ballot By Mail	Provisional Ballots	Limited Ballots
REP Sid Miller	1,068	54.97%	<div><div></div></div>	285	747	31	5	0
DEM Susan Hays	875	45.03%	<div><div></div></div>	213	626	35	1	0
Total Votes Cast	1,943	100.00%	<div><div></div></div>	498	1,373	66	6	0
Overvotes	0			0	0	0	0	0
Undervotes	61			21	36	4	0	0
Contest Totals	2,004			519	1,409	70	6	0

Railroad Commissioner

Vote For 1

	TOTAL	VOTE %		Election Day	Early Voting	Ballot By Mail	Provisional Ballots	Limited Ballots
REP Wayne Christian	1,051	53.76%	<div><div></div></div>	279	735	32	5	0
DEM Luke Warford	829	42.40%	<div><div></div></div>	194	605	29	1	0
LIB Jaime Andres Diez	55	2.81%	<div><div></div></div>	23	30	2	0	0
GRN Hunter Wayne Crow	20	1.02%	<div><div></div></div>	6	11	3	0	0
Total Votes Cast	1,955	100.00%	<div><div></div></div>	502	1,381	66	6	0
Overvotes	0			0	0	0	0	0
Undervotes	49			17	28	4	0	0
Contest Totals	2,004			519	1,409	70	6	0

PCT 182

Justice, Supreme Court, Place 3

Vote For 1

	TOTAL	VOTE %		Election Day	Early Voting	Ballot By Mail	Provisional Ballots	Limited Ballots
REP Debra Lehrmann	1,042	53.57%	<div><div></div></div>	279	725	33	5	0
DEM Erin A. Nowell	856	44.01%	<div><div></div></div>	211	613	31	1	0
LIB Thomas Edward Oxford	47	2.42%	<div><div></div></div>	13	32	2	0	0
Total Votes Cast	1,945	100.00%	<div><div></div></div>	503	1,370	66	6	0
Overvotes	0			0	0	0	0	0
Undervotes	59			16	39	4	0	0
Contest Totals	2,004			519	1,409	70	6	0

Justice, Supreme Court, Place 5

Vote For 1

	TOTAL	VOTE %		Election Day	Early Voting	Ballot By Mail	Provisional Ballots	Limited Ballots
REP Rebeca Huddle	1,077	55.69%	<div><div></div></div>	288	750	34	5	0
DEM Amanda Reichel	857	44.31%	<div><div></div></div>	213	613	30	1	0
Total Votes Cast	1,934	100.00%	<div><div></div></div>	501	1,363	64	6	0
Overvotes	0			0	0	0	0	0
Undervotes	70			18	46	6	0	0
Contest Totals	2,004			519	1,409	70	6	0

Justice, Supreme Court, Place 9

Vote For 1

	TOTAL	VOTE %		Election Day	Early Voting	Ballot By Mail	Provisional Ballots	Limited Ballots
REP Evan Young	1,062	54.88%	<div><div></div></div>	284	740	33	5	0
DEM Julia Maldonado	873	45.12%	<div><div></div></div>	219	620	33	1	0
Total Votes Cast	1,935	100.00%	<div><div></div></div>	503	1,360	66	6	0
Overvotes	0			0	0	0	0	0
Undervotes	69			16	49	4	0	0
Contest Totals	2,004			519	1,409	70	6	0

Judge, Court of Criminal Appeals, Place 5

Vote For 1

	TOTAL	VOTE %		Election Day	Early Voting	Ballot By Mail	Provisional Ballots	Limited Ballots
REP Scott Walker	1,057	54.65%	<div><div></div></div>	280	738	34	5	0
DEM Dana Huffman	877	45.35%	<div><div></div></div>	219	625	32	1	0
Total Votes Cast	1,934	100.00%	<div><div></div></div>	499	1,363	66	6	0
Overvotes	0			0	0	0	0	0
Undervotes	70			20	46	4	0	0
Contest Totals	2,004			519	1,409	70	6	0

PCT 182

Judge, Court of Criminal Appeals, Place 6

Vote For 1

	TOTAL	VOTE %		Election Day	Early Voting	Ballot By Mail	Provisional Ballots	Limited Ballots
REP Jesse F. McClure, III	1,064	55.22%	<div><div></div></div>	283	744	32	5	0
DEM Robert Johnson	863	44.78%	<div><div></div></div>	212	617	33	1	0
Total Votes Cast	1,927	100.00%	<div><div></div></div>	495	1,361	65	6	0
Overvotes	0			0	0	0	0	0
Undervotes	77			24	48	5	0	0
Contest Totals	2,004			519	1,409	70	6	0

Member, State Board of Education, District 12 CCD

Vote For 1

	TOTAL	VOTE %		Election Day	Early Voting	Ballot By Mail	Provisional Ballots	Limited Ballots
REP Pam Little	1,036	53.37%	<div><div></div></div>	272	727	32	5	0
DEM Alex Cornwallis	845	43.53%	<div><div></div></div>	209	603	32	1	0
LIB Christy Mowrey	59	3.04%	<div><div></div></div>	18	39	2	0	0
Write-In Totals	1	0.05%	<div><div></div></div>	0	1	0	0	0
Total Votes Cast	1,941	100.00%	<div><div></div></div>	499	1,370	66	6	0
Overvotes	0			0	0	0	0	0
Undervotes	63			20	39	4	0	0
Contest Totals	2,004			519	1,409	70	6	0

State Senator, District 8

Vote For 1

	TOTAL	VOTE %		Election Day	Early Voting	Ballot By Mail	Provisional Ballots	Limited Ballots
REP Angela Paxton	989	50.87%	<div><div></div></div>	264	691	29	5	0
DEM Jonathan Cocks	899	46.24%	<div><div></div></div>	221	643	34	1	0
LIB Edward Kless	56	2.88%	<div><div></div></div>	14	40	2	0	0
Total Votes Cast	1,944	100.00%	<div><div></div></div>	499	1,374	65	6	0
Overvotes	0			0	0	0	0	0
Undervotes	60			20	35	5	0	0
Contest Totals	2,004			519	1,409	70	6	0

State Representative, District 67

Vote For 1

	TOTAL	VOTE %		Election Day	Early Voting	Ballot By Mail	Provisional Ballots	Limited Ballots
REP Jeff Leach	1,079	55.19%	<div><div></div></div>	288	754	32	5	0
DEM Kevin Morris	876	44.81%	<div><div></div></div>	218	622	35	1	0
Total Votes Cast	1,955	100.00%	<div><div></div></div>	506	1,376	67	6	0
Overvotes	0			0	0	0	0	0
Undervotes	49			13	33	3	0	0
Contest Totals	2,004			519	1,409	70	6	0

PCT 182

Justice, 5th Court of Appeals District, Place 4

Vote For 1

	TOTAL	VOTE %		Election Day	Early Voting	Ballot By Mail	Provisional Ballots	Limited Ballots
REP Emily A. Miskel	1,077	55.80%	<div><div></div></div>	284	755	33	5	0
DEM Maricela Moore	853	44.20%	<div><div></div></div>	212	608	32	1	0
Total Votes Cast	1,930	100.00%	<div><div></div></div>	496	1,363	65	6	0
Overvotes	0			0	0	0	0	0
Undervotes	74			23	46	5	0	0
Contest Totals	2,004			519	1,409	70	6	0

Justice, 5th Court of Appeals District, Place 7

Vote For 1

	TOTAL	VOTE %		Election Day	Early Voting	Ballot By Mail	Provisional Ballots	Limited Ballots
REP Kristina Williams	1,063	55.11%	<div><div></div></div>	282	744	32	5	0
DEM Nancy Kennedy	866	44.89%	<div><div></div></div>	213	618	34	1	0
Total Votes Cast	1,929	100.00%	<div><div></div></div>	495	1,362	66	6	0
Overvotes	0			0	0	0	0	0
Undervotes	75			24	47	4	0	0
Contest Totals	2,004			519	1,409	70	6	0

County Judge CCD

Vote For 1

	TOTAL	VOTE %		Election Day	Early Voting	Ballot By Mail	Provisional Ballots	Limited Ballots
REP Chris Hill	1,050	54.12%	<div><div></div></div>	279	734	32	5	0
DEM Joshua Murray	890	45.88%	<div><div></div></div>	221	634	34	1	0
Total Votes Cast	1,940	100.00%	<div><div></div></div>	500	1,368	66	6	0
Overvotes	0			0	0	0	0	0
Undervotes	64			19	41	4	0	0
Contest Totals	2,004			519	1,409	70	6	0

District Clerk CCD

Vote For 1

	TOTAL	VOTE %		Election Day	Early Voting	Ballot By Mail	Provisional Ballots	Limited Ballots
REP Mike Gould	1,075	55.93%	<div><div></div></div>	287	751	32	5	0
DEM David Brignac	847	44.07%	<div><div></div></div>	210	602	34	1	0
Total Votes Cast	1,922	100.00%	<div><div></div></div>	497	1,353	66	6	0
Overvotes	0			0	0	0	0	0
Undervotes	82			22	56	4	0	0
Contest Totals	2,004			519	1,409	70	6	0

PCT 182

County Commissioner, Precinct 4

Vote For 1

	TOTAL	VOTE %		Election Day	Early Voting	Ballot By Mail	Provision al Ballots	Limited Ballots
REP Duncan Webb	1,076	55.98%	<div><div></div></div>	282	756	33	5	0
DEM Jeffrey Williams	846	44.02%	<div><div></div></div>	212	600	33	1	0
Total Votes Cast	1,922	100.00%	<div><div></div></div>	494	1,356	66	6	0
Overvotes	0			0	0	0	0	0
Undervotes	82			25	53	4	0	0
Contest Totals	2,004			519	1,409	70	6	0

Justice of the Peace, Precinct 3

Vote For 1

	TOTAL	VOTE %		Election Day	Early Voting	Ballot By Mail	Provision al Ballots	Limited Ballots
REP Mike Missildine	1,066	55.49%	<div><div></div></div>	284	744	33	5	0
DEM Irvin Lynn Barrett	855	44.51%	<div><div></div></div>	210	611	33	1	0
Total Votes Cast	1,921	100.00%	<div><div></div></div>	494	1,355	66	6	0
Overvotes	0			0	0	0	0	0
Undervotes	83			25	54	4	0	0
Contest Totals	2,004			519	1,409	70	6	0

PCT 183

U. S. Representative District 3

Vote For 1

	TOTAL	VOTE %		Election Day	Early Voting	Ballot By Mail	Provisional Ballots	Limited Ballots
REP Keith Self	35	76.09%	<div><div></div></div>	10	22	3	0	0
DEM Sandeep Srivastava	9	19.57%	<div><div></div></div>	1	8	0	0	0
LIB Christopher Claytor	2	4.35%	<div><div></div></div>	1	1	0	0	0
Total Votes Cast	46	100.00%	<div><div></div></div>	12	31	3	0	0
Overvotes	0			0	0	0	0	0
Undervotes	0			0	0	0	0	0
Contest Totals	46			12	31	3	0	0

Governor

Vote For 1

	TOTAL	VOTE %		Election Day	Early Voting	Ballot By Mail	Provisional Ballots	Limited Ballots
REP Greg Abbott	34	75.56%	<div><div></div></div>	9	22	3	0	0
DEM Beto O'Rourke	11	24.44%	<div><div></div></div>	3	8	0	0	0
LIB Mark Tippetts	0	0.00%	<div><div></div></div>	0	0	0	0	0
GRN Delilah Barrios	0	0.00%	<div><div></div></div>	0	0	0	0	0
Write-In Totals	0	0.00%	<div><div></div></div>	0	0	0	0	0
Total Votes Cast	45	100.00%	<div><div></div></div>	12	30	3	0	0
Overvotes	0			0	0	0	0	0
Undervotes	1			0	1	0	0	0
Contest Totals	46			12	31	3	0	0

Lieutenant Governor

Vote For 1

	TOTAL	VOTE %		Election Day	Early Voting	Ballot By Mail	Provisional Ballots	Limited Ballots
REP Dan Patrick	35	77.78%	<div><div></div></div>	10	22	3	0	0
DEM Mike Collier	10	22.22%	<div><div></div></div>	2	8	0	0	0
LIB Shanna Steele	0	0.00%	<div><div></div></div>	0	0	0	0	0
Total Votes Cast	45	100.00%	<div><div></div></div>	12	30	3	0	0
Overvotes	0			0	0	0	0	0
Undervotes	1			0	1	0	0	0
Contest Totals	46			12	31	3	0	0

Attorney General

Vote For 1

	TOTAL	VOTE %		Election Day	Early Voting	Ballot By Mail	Provisional Ballots	Limited Ballots
REP Ken Paxton	31	72.09%	<div><div></div></div>	9	20	2	0	0
DEM Rochelle Mercedes Garza	12	27.91%	<div><div></div></div>	3	9	0	0	0
LIB Mark Ash	0	0.00%	<div><div></div></div>	0	0	0	0	0
Total Votes Cast	43	100.00%	<div><div></div></div>	12	29	2	0	0
Overvotes	0			0	0	0	0	0
Undervotes	3			0	2	1	0	0
Contest Totals	46			12	31	3	0	0

PCT 183

Comptroller of Public Accounts

Vote For 1

	TOTAL	VOTE %		Election Day	Early Voting	Ballot By Mail	Provisional Ballots	Limited Ballots
REP Glenn Hegar	36	78.26%	<div><div></div></div>	10	23	3	0	0
DEM Janet T. Dudding	9	19.57%	<div><div></div></div>	1	8	0	0	0
LIB V. Alonzo Echevarria-Garza	1	2.17%	<div><div></div></div>	1	0	0	0	0
Total Votes Cast	46	100.00%	<div><div></div></div>	12	31	3	0	0
Overvotes	0			0	0	0	0	0
Undervotes	0			0	0	0	0	0
Contest Totals	46			12	31	3	0	0

Commissioner of the General Land Office

Vote For 1

	TOTAL	VOTE %		Election Day	Early Voting	Ballot By Mail	Provisional Ballots	Limited Ballots
REP Dawn Buckingham	34	73.91%	<div><div></div></div>	9	22	3	0	0
DEM Jay Kleberg	11	23.91%	<div><div></div></div>	3	8	0	0	0
GRN Alfred Molison, Jr	1	2.17%	<div><div></div></div>	0	1	0	0	0
Write-In Totals	0	0.00%	<div><div></div></div>	0	0	0	0	0
Total Votes Cast	46	100.00%	<div><div></div></div>	12	31	3	0	0
Overvotes	0			0	0	0	0	0
Undervotes	0			0	0	0	0	0
Contest Totals	46			12	31	3	0	0

Commissioner of Agriculture

Vote For 1

	TOTAL	VOTE %		Election Day	Early Voting	Ballot By Mail	Provisional Ballots	Limited Ballots
REP Sid Miller	33	73.33%	<div><div></div></div>	9	22	2	0	0
DEM Susan Hays	12	26.67%	<div><div></div></div>	3	9	0	0	0
Total Votes Cast	45	100.00%	<div><div></div></div>	12	31	2	0	0
Overvotes	0			0	0	0	0	0
Undervotes	1			0	0	1	0	0
Contest Totals	46			12	31	3	0	0

Railroad Commissioner

Vote For 1

	TOTAL	VOTE %		Election Day	Early Voting	Ballot By Mail	Provisional Ballots	Limited Ballots
REP Wayne Christian	36	80.00%	<div><div></div></div>	10	23	3	0	0
DEM Luke Warford	9	20.00%	<div><div></div></div>	2	7	0	0	0
LIB Jaime Andres Diez	0	0.00%	<div><div></div></div>	0	0	0	0	0
GRN Hunter Wayne Crow	0	0.00%	<div><div></div></div>	0	0	0	0	0
Total Votes Cast	45	100.00%	<div><div></div></div>	12	30	3	0	0
Overvotes	0			0	0	0	0	0
Undervotes	1			0	1	0	0	0
Contest Totals	46			12	31	3	0	0

PCT 183

Justice, Supreme Court, Place 3

Vote For 1

	TOTAL	VOTE %		Election Day	Early Voting	Ballot By Mail	Provisional Ballots	Limited Ballots
REP Debra Lehrmann	34	75.56%	<div><div></div></div>	9	22	3	0	0
DEM Erin A. Nowell	11	24.44%	<div><div></div></div>	3	8	0	0	0
LIB Thomas Edward Oxford	0	0.00%	<div><div></div></div>	0	0	0	0	0
Total Votes Cast	45	100.00%	<div><div></div></div>	12	30	3	0	0
Overvotes	0			0	0	0	0	0
Undervotes	1			0	1	0	0	0
Contest Totals	46			12	31	3	0	0

Justice, Supreme Court, Place 5

Vote For 1

	TOTAL	VOTE %		Election Day	Early Voting	Ballot By Mail	Provisional Ballots	Limited Ballots
REP Rebeca Huddle	38	82.61%	<div><div></div></div>	11	24	3	0	0
DEM Amanda Reichel	8	17.39%	<div><div></div></div>	1	7	0	0	0
Total Votes Cast	46	100.00%	<div><div></div></div>	12	31	3	0	0
Overvotes	0			0	0	0	0	0
Undervotes	0			0	0	0	0	0
Contest Totals	46			12	31	3	0	0

Justice, Supreme Court, Place 9

Vote For 1

	TOTAL	VOTE %		Election Day	Early Voting	Ballot By Mail	Provisional Ballots	Limited Ballots
REP Evan Young	35	76.09%	<div><div></div></div>	9	23	3	0	0
DEM Julia Maldonado	11	23.91%	<div><div></div></div>	3	8	0	0	0
Total Votes Cast	46	100.00%	<div><div></div></div>	12	31	3	0	0
Overvotes	0			0	0	0	0	0
Undervotes	0			0	0	0	0	0
Contest Totals	46			12	31	3	0	0

Judge, Court of Criminal Appeals, Place 5

Vote For 1

	TOTAL	VOTE %		Election Day	Early Voting	Ballot By Mail	Provisional Ballots	Limited Ballots
REP Scott Walker	35	76.09%	<div><div></div></div>	10	22	3	0	0
DEM Dana Huffman	11	23.91%	<div><div></div></div>	2	9	0	0	0
Total Votes Cast	46	100.00%	<div><div></div></div>	12	31	3	0	0
Overvotes	0			0	0	0	0	0
Undervotes	0			0	0	0	0	0
Contest Totals	46			12	31	3	0	0

PCT 183

Judge, Court of Criminal Appeals, Place 6

Vote For 1

	TOTAL	VOTE %		Election Day	Early Voting	Ballot By Mail	Provisional Ballots	Limited Ballots
REP Jesse F. McClure, III	36	80.00%	<div><div></div></div>	10	23	3	0	0
DEM Robert Johnson	9	20.00%	<div><div></div></div>	2	7	0	0	0
Total Votes Cast	45	100.00%	<div><div></div></div>	12	30	3	0	0
Overvotes	0			0	0	0	0	0
Undervotes	1			0	1	0	0	0
Contest Totals	46			12	31	3	0	0

Member, State Board of Education, District 12 CCD

Vote For 1

	TOTAL	VOTE %		Election Day	Early Voting	Ballot By Mail	Provisional Ballots	Limited Ballots
REP Pam Little	33	73.33%	<div><div></div></div>	8	22	3	0	0
DEM Alex Cornwallis	11	24.44%	<div><div></div></div>	3	8	0	0	0
LIB Christy Mowrey	1	2.22%	<div><div></div></div>	1	0	0	0	0
Write-In Totals	0	0.00%	<div><div></div></div>	0	0	0	0	0
Total Votes Cast	45	100.00%	<div><div></div></div>	12	30	3	0	0
Overvotes	0			0	0	0	0	0
Undervotes	1			0	1	0	0	0
Contest Totals	46			12	31	3	0	0

State Senator, District 8

Vote For 1

	TOTAL	VOTE %		Election Day	Early Voting	Ballot By Mail	Provisional Ballots	Limited Ballots
REP Angela Paxton	35	77.78%	<div><div></div></div>	10	22	3	0	0
DEM Jonathan Cocks	10	22.22%	<div><div></div></div>	2	8	0	0	0
LIB Edward Kless	0	0.00%	<div><div></div></div>	0	0	0	0	0
Total Votes Cast	45	100.00%	<div><div></div></div>	12	30	3	0	0
Overvotes	0			0	0	0	0	0
Undervotes	1			0	1	0	0	0
Contest Totals	46			12	31	3	0	0

State Representative, District 67

Vote For 1

	TOTAL	VOTE %		Election Day	Early Voting	Ballot By Mail	Provisional Ballots	Limited Ballots
REP Jeff Leach	35	77.78%	<div><div></div></div>	10	22	3	0	0
DEM Kevin Morris	10	22.22%	<div><div></div></div>	2	8	0	0	0
Total Votes Cast	45	100.00%	<div><div></div></div>	12	30	3	0	0
Overvotes	0			0	0	0	0	0
Undervotes	1			0	1	0	0	0
Contest Totals	46			12	31	3	0	0

PCT 183

Justice, 5th Court of Appeals District, Place 4

Vote For 1

	TOTAL	VOTE %		Election Day	Early Voting	Ballot By Mail	Provisional Ballots	Limited Ballots
REP Emily A. Miskel	33	76.74%	<div><div></div></div>	9	23	1	0	0
DEM Maricela Moore	10	23.26%	<div><div></div></div>	3	7	0	0	0
Total Votes Cast	43	100.00%	<div><div></div></div>	12	30	1	0	0
Overvotes	0			0	0	0	0	0
Undervotes	3			0	1	2	0	0
Contest Totals	46			12	31	3	0	0

Justice, 5th Court of Appeals District, Place 7

Vote For 1

	TOTAL	VOTE %		Election Day	Early Voting	Ballot By Mail	Provisional Ballots	Limited Ballots
REP Kristina Williams	34	79.07%	<div><div></div></div>	11	22	1	0	0
DEM Nancy Kennedy	9	20.93%	<div><div></div></div>	1	8	0	0	0
Total Votes Cast	43	100.00%	<div><div></div></div>	12	30	1	0	0
Overvotes	0			0	0	0	0	0
Undervotes	3			0	1	2	0	0
Contest Totals	46			12	31	3	0	0

County Judge CCD

Vote For 1

	TOTAL	VOTE %		Election Day	Early Voting	Ballot By Mail	Provisional Ballots	Limited Ballots
REP Chris Hill	33	75.00%	<div><div></div></div>	9	21	3	0	0
DEM Joshua Murray	11	25.00%	<div><div></div></div>	3	8	0	0	0
Total Votes Cast	44	100.00%	<div><div></div></div>	12	29	3	0	0
Overvotes	0			0	0	0	0	0
Undervotes	2			0	2	0	0	0
Contest Totals	46			12	31	3	0	0

District Clerk CCD

Vote For 1

	TOTAL	VOTE %		Election Day	Early Voting	Ballot By Mail	Provisional Ballots	Limited Ballots
REP Mike Gould	34	77.27%	<div><div></div></div>	10	22	2	0	0
DEM David Brignac	10	22.73%	<div><div></div></div>	2	8	0	0	0
Total Votes Cast	44	100.00%	<div><div></div></div>	12	30	2	0	0
Overvotes	0			0	0	0	0	0
Undervotes	2			0	1	1	0	0
Contest Totals	46			12	31	3	0	0

PCT 184

U. S. Representative, District 4

Vote For 1

	TOTAL	VOTE %		Election Day	Early Voting	Ballot By Mail	Provisional Ballots	Limited Ballots
REP Pat Fallon	587	45.47%	<div><div></div></div>	211	356	20	0	0
DEM Iro Omere	666	51.59%	<div><div></div></div>	216	431	18	1	0
LIB John Simmons	38	2.94%	<div><div></div></div>	19	16	3	0	0
Total Votes Cast	1,291	100.00%	<div><div></div></div>	446	803	41	1	0
Overvotes	0			0	0	0	0	0
Undervotes	16			5	11	0	0	0
Contest Totals	1,307			451	814	41	1	0

Governor

Vote For 1

	TOTAL	VOTE %		Election Day	Early Voting	Ballot By Mail	Provisional Ballots	Limited Ballots
REP Greg Abbott	586	44.97%	<div><div></div></div>	207	359	20	0	0
DEM Beto O'Rourke	703	53.95%	<div><div></div></div>	235	446	21	1	0
LIB Mark Tippetts	9	0.69%	<div><div></div></div>	4	5	0	0	0
GRN Delilah Barrios	5	0.38%	<div><div></div></div>	3	2	0	0	0
Write-In Totals	0	0.00%	<div><div></div></div>	0	0	0	0	0
Total Votes Cast	1,303	100.00%	<div><div></div></div>	449	812	41	1	0
Overvotes	0			0	0	0	0	0
Undervotes	4			2	2	0	0	0
Contest Totals	1,307			451	814	41	1	0

Lieutenant Governor

Vote For 1

	TOTAL	VOTE %		Election Day	Early Voting	Ballot By Mail	Provisional Ballots	Limited Ballots
REP Dan Patrick	569	44.07%	<div><div></div></div>	203	346	20	0	0
DEM Mike Collier	683	52.90%	<div><div></div></div>	222	439	21	1	0
LIB Shanna Steele	39	3.02%	<div><div></div></div>	20	19	0	0	0
Total Votes Cast	1,291	100.00%	<div><div></div></div>	445	804	41	1	0
Overvotes	0			0	0	0	0	0
Undervotes	16			6	10	0	0	0
Contest Totals	1,307			451	814	41	1	0

Attorney General

Vote For 1

	TOTAL	VOTE %		Election Day	Early Voting	Ballot By Mail	Provisional Ballots	Limited Ballots
REP Ken Paxton	563	43.78%	<div><div></div></div>	203	341	19	0	0
DEM Rochelle Mercedes Garza	678	52.72%	<div><div></div></div>	222	436	19	1	0
LIB Mark Ash	45	3.50%	<div><div></div></div>	20	22	3	0	0
Total Votes Cast	1,286	100.00%	<div><div></div></div>	445	799	41	1	0
Overvotes	0			0	0	0	0	0
Undervotes	21			6	15	0	0	0
Contest Totals	1,307			451	814	41	1	0

PCT 184

Comptroller of Public Accounts

Vote For 1

	TOTAL	VOTE %		Election Day	Early Voting	Ballot By Mail	Provisional Ballots	Limited Ballots
REP Glenn Hegar	606	47.16%	<div><div></div></div>	219	366	21	0	0
DEM Janet T. Dudding	642	49.96%	<div><div></div></div>	206	416	19	1	0
LIB V. Alonzo Echevarria-Garza	37	2.88%	<div><div></div></div>	18	18	1	0	0
Total Votes Cast	1,285	100.00%	<div><div></div></div>	443	800	41	1	0
Overvotes	0			0	0	0	0	0
Undervotes	22			8	14	0	0	0
Contest Totals	1,307			451	814	41	1	0

Commissioner of the General Land Office

Vote For 1

	TOTAL	VOTE %		Election Day	Early Voting	Ballot By Mail	Provisional Ballots	Limited Ballots
REP Dawn Buckingham	599	46.76%	<div><div></div></div>	216	362	21	0	0
DEM Jay Kleberg	659	51.44%	<div><div></div></div>	215	424	19	1	0
GRN Alfred Molison, Jr	23	1.80%	<div><div></div></div>	11	11	1	0	0
Write-In Totals	0	0.00%	<div><div></div></div>	0	0	0	0	0
Total Votes Cast	1,281	100.00%	<div><div></div></div>	442	797	41	1	0
Overvotes	0			0	0	0	0	0
Undervotes	26			9	17	0	0	0
Contest Totals	1,307			451	814	41	1	0

Commissioner of Agriculture

Vote For 1

	TOTAL	VOTE %		Election Day	Early Voting	Ballot By Mail	Provisional Ballots	Limited Ballots
REP Sid Miller	607	47.50%	<div><div></div></div>	222	364	21	0	0
DEM Susan Hays	671	52.50%	<div><div></div></div>	217	433	20	1	0
Total Votes Cast	1,278	100.00%	<div><div></div></div>	439	797	41	1	0
Overvotes	0			0	0	0	0	0
Undervotes	29			12	17	0	0	0
Contest Totals	1,307			451	814	41	1	0

Railroad Commissioner

Vote For 1

	TOTAL	VOTE %		Election Day	Early Voting	Ballot By Mail	Provisional Ballots	Limited Ballots
REP Wayne Christian	590	45.99%	<div><div></div></div>	214	355	21	0	0
DEM Luke Warford	630	49.10%	<div><div></div></div>	200	411	18	1	0
LIB Jaime Andres Diez	46	3.59%	<div><div></div></div>	23	21	2	0	0
GRN Hunter Wayne Crow	17	1.32%	<div><div></div></div>	6	11	0	0	0
Total Votes Cast	1,283	100.00%	<div><div></div></div>	443	798	41	1	0
Overvotes	0			0	0	0	0	0
Undervotes	24			8	16	0	0	0
Contest Totals	1,307			451	814	41	1	0

PCT 184

Justice, Supreme Court, Place 3

Vote For 1

	TOTAL	VOTE %		Election Day	Early Voting	Ballot By Mail	Provisional Ballots	Limited Ballots
REP Debra Lehrmann	580	45.49%	<div><div></div></div>	208	351	21	0	0
DEM Erin A. Nowell	666	52.24%	<div><div></div></div>	218	427	20	1	0
LIB Thomas Edward Oxford	29	2.27%	<div><div></div></div>	15	14	0	0	0
Total Votes Cast	1,275	100.00%	<div><div></div></div>	441	792	41	1	0
Overvotes	0			0	0	0	0	0
Undervotes	32			10	22	0	0	0
Contest Totals	1,307			451	814	41	1	0

Justice, Supreme Court, Place 5

Vote For 1

	TOTAL	VOTE %		Election Day	Early Voting	Ballot By Mail	Provisional Ballots	Limited Ballots
REP Rebeca Huddle	604	47.37%	<div><div></div></div>	216	367	21	0	0
DEM Amanda Reichel	671	52.63%	<div><div></div></div>	224	427	19	1	0
Total Votes Cast	1,275	100.00%	<div><div></div></div>	440	794	40	1	0
Overvotes	0			0	0	0	0	0
Undervotes	32			11	20	1	0	0
Contest Totals	1,307			451	814	41	1	0

Justice, Supreme Court, Place 9

Vote For 1

	TOTAL	VOTE %		Election Day	Early Voting	Ballot By Mail	Provisional Ballots	Limited Ballots
REP Evan Young	588	46.26%	<div><div></div></div>	207	360	21	0	0
DEM Julia Maldonado	683	53.74%	<div><div></div></div>	231	431	20	1	0
Total Votes Cast	1,271	100.00%	<div><div></div></div>	438	791	41	1	0
Overvotes	0			0	0	0	0	0
Undervotes	36			13	23	0	0	0
Contest Totals	1,307			451	814	41	1	0

Judge, Court of Criminal Appeals, Place 5

Vote For 1

	TOTAL	VOTE %		Election Day	Early Voting	Ballot By Mail	Provisional Ballots	Limited Ballots
REP Scott Walker	594	46.81%	<div><div></div></div>	207	366	21	0	0
DEM Dana Huffman	675	53.19%	<div><div></div></div>	231	423	20	1	0
Total Votes Cast	1,269	100.00%	<div><div></div></div>	438	789	41	1	0
Overvotes	0			0	0	0	0	0
Undervotes	38			13	25	0	0	0
Contest Totals	1,307			451	814	41	1	0

PCT 184

Judge, Court of Criminal Appeals, Place 6

Vote For 1

	TOTAL	VOTE %		Election Day	Early Voting	Ballot By Mail	Provisional Ballots	Limited Ballots
REP Jesse F. McClure, III	596	47.19%	<div><div></div></div>	215	360	21	0	0
DEM Robert Johnson	667	52.81%	<div><div></div></div>	222	424	20	1	0
Total Votes Cast	1,263	100.00%	<div><div></div></div>	437	784	41	1	0
Overvotes	0			0	0	0	0	0
Undervotes	44			14	30	0	0	0
Contest Totals	1,307			451	814	41	1	0

Member, State Board of Education, District 12 CCD

Vote For 1

	TOTAL	VOTE %		Election Day	Early Voting	Ballot By Mail	Provisional Ballots	Limited Ballots
REP Pam Little	580	45.60%	<div><div></div></div>	205	353	22	0	0
DEM Alex Cornwallis	638	50.16%	<div><div></div></div>	207	413	17	1	0
LIB Christy Mowrey	53	4.17%	<div><div></div></div>	27	24	2	0	0
Write-In Totals	1	0.08%	<div><div></div></div>	0	1	0	0	0
Total Votes Cast	1,272	100.00%	<div><div></div></div>	439	791	41	1	0
Overvotes	0			0	0	0	0	0
Undervotes	35			12	23	0	0	0
Contest Totals	1,307			451	814	41	1	0

State Representative, District 66

Vote For 1

	TOTAL	VOTE %		Election Day	Early Voting	Ballot By Mail	Provisional Ballots	Limited Ballots
REP Matt Shaheen	588	46.74%	<div><div></div></div>	213	355	20	0	0
DEM Jesse Ringness	670	53.26%	<div><div></div></div>	221	427	21	1	0
Total Votes Cast	1,258	100.00%	<div><div></div></div>	434	782	41	1	0
Overvotes	0			0	0	0	0	0
Undervotes	49			17	32	0	0	0
Contest Totals	1,307			451	814	41	1	0

Justice, 5th Court of Appeals District, Place 4

Vote For 1

	TOTAL	VOTE %		Election Day	Early Voting	Ballot By Mail	Provisional Ballots	Limited Ballots
REP Emily A. Miskel	593	46.99%	<div><div></div></div>	213	360	20	0	0
DEM Maricela Moore	669	53.01%	<div><div></div></div>	224	423	21	1	0
Total Votes Cast	1,262	100.00%	<div><div></div></div>	437	783	41	1	0
Overvotes	0			0	0	0	0	0
Undervotes	45			14	31	0	0	0
Contest Totals	1,307			451	814	41	1	0

PCT 184

Justice, 5th Court of Appeals District, Place 7

Vote For 1

	TOTAL	VOTE %		Election Day	Early Voting	Ballot By Mail	Provisional Ballots	Limited Ballots
REP Kristina Williams	592	46.76%	<div><div></div></div>	213	359	20	0	0
DEM Nancy Kennedy	674	53.24%	<div><div></div></div>	224	428	21	1	0
Total Votes Cast	1,266	100.00%	<div><div></div></div>	437	787	41	1	0
Overvotes	0			0	0	0	0	0
Undervotes	41			14	27	0	0	0
Contest Totals	1,307			451	814	41	1	0

County Judge CCD

Vote For 1

	TOTAL	VOTE %		Election Day	Early Voting	Ballot By Mail	Provisional Ballots	Limited Ballots
REP Chris Hill	589	46.45%	<div><div></div></div>	210	358	21	0	0
DEM Joshua Murray	679	53.55%	<div><div></div></div>	227	431	20	1	0
Total Votes Cast	1,268	100.00%	<div><div></div></div>	437	789	41	1	0
Overvotes	0			0	0	0	0	0
Undervotes	39			14	25	0	0	0
Contest Totals	1,307			451	814	41	1	0

District Clerk CCD

Vote For 1

	TOTAL	VOTE %		Election Day	Early Voting	Ballot By Mail	Provisional Ballots	Limited Ballots
REP Mike Gould	598	47.46%	<div><div></div></div>	217	359	22	0	0
DEM David Brignac	662	52.54%	<div><div></div></div>	217	425	19	1	0
Total Votes Cast	1,260	100.00%	<div><div></div></div>	434	784	41	1	0
Overvotes	0			0	0	0	0	0
Undervotes	47			17	30	0	0	0
Contest Totals	1,307			451	814	41	1	0

Justice of the Peace, Precinct 4

Vote For 1

	TOTAL	VOTE %		Election Day	Early Voting	Ballot By Mail	Provisional Ballots	Limited Ballots
REP Vincent Venegoni	588	46.67%	<div><div></div></div>	210	357	21	0	0
DEM Adam Kern	672	53.33%	<div><div></div></div>	224	427	20	1	0
Total Votes Cast	1,260	100.00%	<div><div></div></div>	434	784	41	1	0
Overvotes	0			0	0	0	0	0
Undervotes	47			17	30	0	0	0
Contest Totals	1,307			451	814	41	1	0

PCT 185

U. S. Representative District 3

Vote For 1

	TOTAL	VOTE %		Election Day	Early Voting	Ballot By Mail	Provisional Ballots	Limited Ballots
REP Keith Self	14	63.64%	<div><div></div></div>	4	9	1	0	0
DEM Sandeep Srivastava	8	36.36%	<div><div></div></div>	0	8	0	0	0
LIB Christopher Claytor	0	0.00%	<div><div></div></div>	0	0	0	0	0
Total Votes Cast	22	100.00%	<div><div></div></div>	4	17	1	0	0
Overvotes	0			0	0	0	0	0
Undervotes	0			0	0	0	0	0
Contest Totals	22			4	17	1	0	0

Governor

Vote For 1

	TOTAL	VOTE %		Election Day	Early Voting	Ballot By Mail	Provisional Ballots	Limited Ballots
REP Greg Abbott	14	63.64%	<div><div></div></div>	4	9	1	0	0
DEM Beto O'Rourke	8	36.36%	<div><div></div></div>	0	8	0	0	0
LIB Mark Tippetts	0	0.00%	<div><div></div></div>	0	0	0	0	0
GRN Delilah Barrios	0	0.00%	<div><div></div></div>	0	0	0	0	0
Write-In Totals	0	0.00%	<div><div></div></div>	0	0	0	0	0
Total Votes Cast	22	100.00%	<div><div></div></div>	4	17	1	0	0
Overvotes	0			0	0	0	0	0
Undervotes	0			0	0	0	0	0
Contest Totals	22			4	17	1	0	0

Lieutenant Governor

Vote For 1

	TOTAL	VOTE %		Election Day	Early Voting	Ballot By Mail	Provisional Ballots	Limited Ballots
REP Dan Patrick	13	59.09%	<div><div></div></div>	4	8	1	0	0
DEM Mike Collier	8	36.36%	<div><div></div></div>	0	8	0	0	0
LIB Shanna Steele	1	4.55%	<div><div></div></div>	0	1	0	0	0
Total Votes Cast	22	100.00%	<div><div></div></div>	4	17	1	0	0
Overvotes	0			0	0	0	0	0
Undervotes	0			0	0	0	0	0
Contest Totals	22			4	17	1	0	0

Attorney General

Vote For 1

	TOTAL	VOTE %		Election Day	Early Voting	Ballot By Mail	Provisional Ballots	Limited Ballots
REP Ken Paxton	13	59.09%	<div><div></div></div>	4	8	1	0	0
DEM Rochelle Mercedes Garza	8	36.36%	<div><div></div></div>	0	8	0	0	0
LIB Mark Ash	1	4.55%	<div><div></div></div>	0	1	0	0	0
Total Votes Cast	22	100.00%	<div><div></div></div>	4	17	1	0	0
Overvotes	0			0	0	0	0	0
Undervotes	0			0	0	0	0	0
Contest Totals	22			4	17	1	0	0

PCT 185

Comptroller of Public Accounts

Vote For 1

	TOTAL	VOTE %		Election Day	Early Voting	Ballot By Mail	Provisional Ballots	Limited Ballots
REP Glenn Hegar	15	68.18%	<div><div></div></div>	4	10	1	0	0
DEM Janet T. Dudding	7	31.82%	<div><div></div></div>	0	7	0	0	0
LIB V. Alonzo Echevarria-Garza	0	0.00%	<div><div></div></div>	0	0	0	0	0
Total Votes Cast	22	100.00%	<div><div></div></div>	4	17	1	0	0
Overvotes	0			0	0	0	0	0
Undervotes	0			0	0	0	0	0
Contest Totals	22			4	17	1	0	0

Commissioner of the General Land Office

Vote For 1

	TOTAL	VOTE %		Election Day	Early Voting	Ballot By Mail	Provisional Ballots	Limited Ballots
REP Dawn Buckingham	14	63.64%	<div><div></div></div>	4	9	1	0	0
DEM Jay Kleberg	8	36.36%	<div><div></div></div>	0	8	0	0	0
GRN Alfred Molison, Jr	0	0.00%	<div><div></div></div>	0	0	0	0	0
Write-In Totals	0	0.00%	<div><div></div></div>	0	0	0	0	0
Total Votes Cast	22	100.00%	<div><div></div></div>	4	17	1	0	0
Overvotes	0			0	0	0	0	0
Undervotes	0			0	0	0	0	0
Contest Totals	22			4	17	1	0	0

Commissioner of Agriculture

Vote For 1

	TOTAL	VOTE %		Election Day	Early Voting	Ballot By Mail	Provisional Ballots	Limited Ballots
REP Sid Miller	14	63.64%	<div><div></div></div>	4	9	1	0	0
DEM Susan Hays	8	36.36%	<div><div></div></div>	0	8	0	0	0
Total Votes Cast	22	100.00%	<div><div></div></div>	4	17	1	0	0
Overvotes	0			0	0	0	0	0
Undervotes	0			0	0	0	0	0
Contest Totals	22			4	17	1	0	0

Railroad Commissioner

Vote For 1

	TOTAL	VOTE %		Election Day	Early Voting	Ballot By Mail	Provisional Ballots	Limited Ballots
REP Wayne Christian	13	59.09%	<div><div></div></div>	4	8	1	0	0
DEM Luke Warford	8	36.36%	<div><div></div></div>	0	8	0	0	0
LIB Jaime Andres Diez	0	0.00%	<div><div></div></div>	0	0	0	0	0
GRN Hunter Wayne Crow	1	4.55%	<div><div></div></div>	0	1	0	0	0
Total Votes Cast	22	100.00%	<div><div></div></div>	4	17	1	0	0
Overvotes	0			0	0	0	0	0
Undervotes	0			0	0	0	0	0
Contest Totals	22			4	17	1	0	0

PCT 185

Justice, Supreme Court, Place 3

Vote For 1

	TOTAL	VOTE %		Election Day	Early Voting	Ballot By Mail	Provisional Ballots	Limited Ballots
REP Debra Lehrmann	14	63.64%	<div><div></div></div>	4	9	1	0	0
DEM Erin A. Nowell	8	36.36%	<div><div></div></div>	0	8	0	0	0
LIB Thomas Edward Oxford	0	0.00%	<div><div></div></div>	0	0	0	0	0
Total Votes Cast	22	100.00%	<div><div></div></div>	4	17	1	0	0
Overvotes	0			0	0	0	0	0
Undervotes	0			0	0	0	0	0
Contest Totals	22			4	17	1	0	0

Justice, Supreme Court, Place 5

Vote For 1

	TOTAL	VOTE %		Election Day	Early Voting	Ballot By Mail	Provisional Ballots	Limited Ballots
REP Rebeca Huddle	14	63.64%	<div><div></div></div>	4	9	1	0	0
DEM Amanda Reichel	8	36.36%	<div><div></div></div>	0	8	0	0	0
Total Votes Cast	22	100.00%	<div><div></div></div>	4	17	1	0	0
Overvotes	0			0	0	0	0	0
Undervotes	0			0	0	0	0	0
Contest Totals	22			4	17	1	0	0

Justice, Supreme Court, Place 9

Vote For 1

	TOTAL	VOTE %		Election Day	Early Voting	Ballot By Mail	Provisional Ballots	Limited Ballots
REP Evan Young	14	63.64%	<div><div></div></div>	4	9	1	0	0
DEM Julia Maldonado	8	36.36%	<div><div></div></div>	0	8	0	0	0
Total Votes Cast	22	100.00%	<div><div></div></div>	4	17	1	0	0
Overvotes	0			0	0	0	0	0
Undervotes	0			0	0	0	0	0
Contest Totals	22			4	17	1	0	0

Judge, Court of Criminal Appeals, Place 5

Vote For 1

	TOTAL	VOTE %		Election Day	Early Voting	Ballot By Mail	Provisional Ballots	Limited Ballots
REP Scott Walker	14	63.64%	<div><div></div></div>	4	9	1	0	0
DEM Dana Huffman	8	36.36%	<div><div></div></div>	0	8	0	0	0
Total Votes Cast	22	100.00%	<div><div></div></div>	4	17	1	0	0
Overvotes	0			0	0	0	0	0
Undervotes	0			0	0	0	0	0
Contest Totals	22			4	17	1	0	0

PCT 185

Judge, Court of Criminal Appeals, Place 6

Vote For 1

	TOTAL	VOTE %		Election Day	Early Voting	Ballot By Mail	Provisional Ballots	Limited Ballots
REP Jesse F. McClure, III	14	63.64%	<div><div></div></div>	4	9	1	0	0
DEM Robert Johnson	8	36.36%	<div><div></div></div>	0	8	0	0	0
Total Votes Cast	22	100.00%	<div><div></div></div>	4	17	1	0	0
Overvotes	0			0	0	0	0	0
Undervotes	0			0	0	0	0	0
Contest Totals	22			4	17	1	0	0

Member, State Board of Education, District 12 CCD

Vote For 1

	TOTAL	VOTE %		Election Day	Early Voting	Ballot By Mail	Provisional Ballots	Limited Ballots
REP Pam Little	14	63.64%	<div><div></div></div>	4	9	1	0	0
DEM Alex Cornwallis	8	36.36%	<div><div></div></div>	0	8	0	0	0
LIB Christy Mowrey	0	0.00%	<div><div></div></div>	0	0	0	0	0
Write-In Totals	0	0.00%	<div><div></div></div>	0	0	0	0	0
Total Votes Cast	22	100.00%	<div><div></div></div>	4	17	1	0	0
Overvotes	0			0	0	0	0	0
Undervotes	0			0	0	0	0	0
Contest Totals	22			4	17	1	0	0

State Senator, District 8

Vote For 1

	TOTAL	VOTE %		Election Day	Early Voting	Ballot By Mail	Provisional Ballots	Limited Ballots
REP Angela Paxton	13	59.09%	<div><div></div></div>	4	8	1	0	0
DEM Jonathan Cocks	8	36.36%	<div><div></div></div>	0	8	0	0	0
LIB Edward Kless	1	4.55%	<div><div></div></div>	0	1	0	0	0
Total Votes Cast	22	100.00%	<div><div></div></div>	4	17	1	0	0
Overvotes	0			0	0	0	0	0
Undervotes	0			0	0	0	0	0
Contest Totals	22			4	17	1	0	0

State Representative, District 67

Vote For 1

	TOTAL	VOTE %		Election Day	Early Voting	Ballot By Mail	Provisional Ballots	Limited Ballots
REP Jeff Leach	15	68.18%	<div><div></div></div>	4	10	1	0	0
DEM Kevin Morris	7	31.82%	<div><div></div></div>	0	7	0	0	0
Total Votes Cast	22	100.00%	<div><div></div></div>	4	17	1	0	0
Overvotes	0			0	0	0	0	0
Undervotes	0			0	0	0	0	0
Contest Totals	22			4	17	1	0	0

PCT 185

Justice, 5th Court of Appeals District, Place 4

Vote For 1

	TOTAL	VOTE %		Election Day	Early Voting	Ballot By Mail	Provisional Ballots	Limited Ballots
REP Emily A. Miskel	14	63.64%	<div><div></div></div>	4	9	1	0	0
DEM Maricela Moore	8	36.36%	<div><div></div></div>	0	8	0	0	0
Total Votes Cast	22	100.00%	<div><div></div></div>	4	17	1	0	0
Overvotes	0			0	0	0	0	0
Undervotes	0			0	0	0	0	0
Contest Totals	22			4	17	1	0	0

Justice, 5th Court of Appeals District, Place 7

Vote For 1

	TOTAL	VOTE %		Election Day	Early Voting	Ballot By Mail	Provisional Ballots	Limited Ballots
REP Kristina Williams	14	63.64%	<div><div></div></div>	4	9	1	0	0
DEM Nancy Kennedy	8	36.36%	<div><div></div></div>	0	8	0	0	0
Total Votes Cast	22	100.00%	<div><div></div></div>	4	17	1	0	0
Overvotes	0			0	0	0	0	0
Undervotes	0			0	0	0	0	0
Contest Totals	22			4	17	1	0	0

County Judge CCD

Vote For 1

	TOTAL	VOTE %		Election Day	Early Voting	Ballot By Mail	Provisional Ballots	Limited Ballots
REP Chris Hill	14	63.64%	<div><div></div></div>	4	9	1	0	0
DEM Joshua Murray	8	36.36%	<div><div></div></div>	0	8	0	0	0
Total Votes Cast	22	100.00%	<div><div></div></div>	4	17	1	0	0
Overvotes	0			0	0	0	0	0
Undervotes	0			0	0	0	0	0
Contest Totals	22			4	17	1	0	0

District Clerk CCD

Vote For 1

	TOTAL	VOTE %		Election Day	Early Voting	Ballot By Mail	Provisional Ballots	Limited Ballots
REP Mike Gould	14	63.64%	<div><div></div></div>	4	9	1	0	0
DEM David Brignac	8	36.36%	<div><div></div></div>	0	8	0	0	0
Total Votes Cast	22	100.00%	<div><div></div></div>	4	17	1	0	0
Overvotes	0			0	0	0	0	0
Undervotes	0			0	0	0	0	0
Contest Totals	22			4	17	1	0	0

PCT 186

U. S. Representative District 3

Vote For 1

	TOTAL	VOTE %		Election Day	Early Voting	Ballot By Mail	Provisional Ballots	Limited Ballots
REP Keith Self	57	83.82%	<div><div></div></div>	15	40	2	0	0
DEM Sandeep Srivastava	10	14.71%	<div><div></div></div>	3	5	2	0	0
LIB Christopher Claytor	1	1.47%	<div><div></div></div>	1	0	0	0	0
Total Votes Cast	68	100.00%	<div><div></div></div>	19	45	4	0	0
Overvotes	0			0	0	0	0	0
Undervotes	0			0	0	0	0	0
Contest Totals	68			19	45	4	0	0

Governor

Vote For 1

	TOTAL	VOTE %		Election Day	Early Voting	Ballot By Mail	Provisional Ballots	Limited Ballots
REP Greg Abbott	54	79.41%	<div><div></div></div>	13	39	2	0	0
DEM Beto O'Rourke	13	19.12%	<div><div></div></div>	5	6	2	0	0
LIB Mark Tippetts	1	1.47%	<div><div></div></div>	1	0	0	0	0
GRN Delilah Barrios	0	0.00%	<div><div></div></div>	0	0	0	0	0
Write-In Totals	0	0.00%	<div><div></div></div>	0	0	0	0	0
Total Votes Cast	68	100.00%	<div><div></div></div>	19	45	4	0	0
Overvotes	0			0	0	0	0	0
Undervotes	0			0	0	0	0	0
Contest Totals	68			19	45	4	0	0

Lieutenant Governor

Vote For 1

	TOTAL	VOTE %		Election Day	Early Voting	Ballot By Mail	Provisional Ballots	Limited Ballots
REP Dan Patrick	55	80.88%	<div><div></div></div>	13	40	2	0	0
DEM Mike Collier	12	17.65%	<div><div></div></div>	5	5	2	0	0
LIB Shanna Steele	1	1.47%	<div><div></div></div>	1	0	0	0	0
Total Votes Cast	68	100.00%	<div><div></div></div>	19	45	4	0	0
Overvotes	0			0	0	0	0	0
Undervotes	0			0	0	0	0	0
Contest Totals	68			19	45	4	0	0

Attorney General

Vote For 1

	TOTAL	VOTE %		Election Day	Early Voting	Ballot By Mail	Provisional Ballots	Limited Ballots
REP Ken Paxton	53	79.10%	<div><div></div></div>	12	39	2	0	0
DEM Rochelle Mercedes Garza	13	19.40%	<div><div></div></div>	6	5	2	0	0
LIB Mark Ash	1	1.49%	<div><div></div></div>	1	0	0	0	0
Total Votes Cast	67	100.00%	<div><div></div></div>	19	44	4	0	0
Overvotes	0			0	0	0	0	0
Undervotes	1			0	1	0	0	0
Contest Totals	68			19	45	4	0	0

PCT 186

Comptroller of Public Accounts

Vote For 1

	TOTAL	VOTE %		Election Day	Early Voting	Ballot By Mail	Provisional Ballots	Limited Ballots
REP Glenn Hegar	56	83.58%	<div><div></div></div>	15	39	2	0	0
DEM Janet T. Dudding	9	13.43%	<div><div></div></div>	2	5	2	0	0
LIB V. Alonzo Echevarria-Garza	2	2.99%	<div><div></div></div>	2	0	0	0	0
Total Votes Cast	67	100.00%	<div><div></div></div>	19	44	4	0	0
Overvotes	0			0	0	0	0	0
Undervotes	1			0	1	0	0	0
Contest Totals	68			19	45	4	0	0

Commissioner of the General Land Office

Vote For 1

	TOTAL	VOTE %		Election Day	Early Voting	Ballot By Mail	Provisional Ballots	Limited Ballots
REP Dawn Buckingham	56	84.85%	<div><div></div></div>	15	39	2	0	0
DEM Jay Kleberg	10	15.15%	<div><div></div></div>	3	5	2	0	0
GRN Alfred Molison, Jr	0	0.00%	<div><div></div></div>	0	0	0	0	0
Write-In Totals	0	0.00%	<div><div></div></div>	0	0	0	0	0
Total Votes Cast	66	100.00%	<div><div></div></div>	18	44	4	0	0
Overvotes	0			0	0	0	0	0
Undervotes	2			1	1	0	0	0
Contest Totals	68			19	45	4	0	0

Commissioner of Agriculture

Vote For 1

	TOTAL	VOTE %		Election Day	Early Voting	Ballot By Mail	Provisional Ballots	Limited Ballots
REP Sid Miller	55	82.09%	<div><div></div></div>	14	39	2	0	0
DEM Susan Hays	12	17.91%	<div><div></div></div>	5	5	2	0	0
Total Votes Cast	67	100.00%	<div><div></div></div>	19	44	4	0	0
Overvotes	0			0	0	0	0	0
Undervotes	1			0	1	0	0	0
Contest Totals	68			19	45	4	0	0

Railroad Commissioner

Vote For 1

	TOTAL	VOTE %		Election Day	Early Voting	Ballot By Mail	Provisional Ballots	Limited Ballots
REP Wayne Christian	56	83.58%	<div><div></div></div>	15	39	2	0	0
DEM Luke Warford	10	14.93%	<div><div></div></div>	3	5	2	0	0
LIB Jaime Andres Diez	1	1.49%	<div><div></div></div>	1	0	0	0	0
GRN Hunter Wayne Crow	0	0.00%	<div><div></div></div>	0	0	0	0	0
Total Votes Cast	67	100.00%	<div><div></div></div>	19	44	4	0	0
Overvotes	0			0	0	0	0	0
Undervotes	1			0	1	0	0	0
Contest Totals	68			19	45	4	0	0

PCT 186

Justice, Supreme Court, Place 3

Vote For 1

	TOTAL	VOTE %		Election Day	Early Voting	Ballot By Mail	Provisional Ballots	Limited Ballots
REP Debra Lehrmann	55	85.94%	<div><div></div></div>	15	38	2	0	0
DEM Erin A. Nowell	9	14.06%	<div><div></div></div>	2	5	2	0	0
LIB Thomas Edward Oxford	0	0.00%	<div><div></div></div>	0	0	0	0	0
Total Votes Cast	64	100.00%	<div><div></div></div>	17	43	4	0	0
Overvotes	0			0	0	0	0	0
Undervotes	4			2	2	0	0	0
Contest Totals	68			19	45	4	0	0

Justice, Supreme Court, Place 5

Vote For 1

	TOTAL	VOTE %		Election Day	Early Voting	Ballot By Mail	Provisional Ballots	Limited Ballots
REP Rebeca Huddle	56	84.85%	<div><div></div></div>	15	39	2	0	0
DEM Amanda Reichel	10	15.15%	<div><div></div></div>	3	5	2	0	0
Total Votes Cast	66	100.00%	<div><div></div></div>	18	44	4	0	0
Overvotes	0			0	0	0	0	0
Undervotes	2			1	1	0	0	0
Contest Totals	68			19	45	4	0	0

Justice, Supreme Court, Place 9

Vote For 1

	TOTAL	VOTE %		Election Day	Early Voting	Ballot By Mail	Provisional Ballots	Limited Ballots
REP Evan Young	57	86.36%	<div><div></div></div>	15	40	2	0	0
DEM Julia Maldonado	9	13.64%	<div><div></div></div>	3	4	2	0	0
Total Votes Cast	66	100.00%	<div><div></div></div>	18	44	4	0	0
Overvotes	0			0	0	0	0	0
Undervotes	2			1	1	0	0	0
Contest Totals	68			19	45	4	0	0

Judge, Court of Criminal Appeals, Place 5

Vote For 1

	TOTAL	VOTE %		Election Day	Early Voting	Ballot By Mail	Provisional Ballots	Limited Ballots
REP Scott Walker	56	84.85%	<div><div></div></div>	15	39	2	0	0
DEM Dana Huffman	10	15.15%	<div><div></div></div>	3	5	2	0	0
Total Votes Cast	66	100.00%	<div><div></div></div>	18	44	4	0	0
Overvotes	0			0	0	0	0	0
Undervotes	2			1	1	0	0	0
Contest Totals	68			19	45	4	0	0

PCT 186

Judge, Court of Criminal Appeals, Place 6

Vote For 1

	TOTAL	VOTE %		Election Day	Early Voting	Ballot By Mail	Provisional Ballots	Limited Ballots
REP Jesse F. McClure, III	56	84.85%	<div><div></div></div>	15	39	2	0	0
DEM Robert Johnson	10	15.15%	<div><div></div></div>	3	5	2	0	0
Total Votes Cast	66	100.00%	<div><div></div></div>	18	44	4	0	0
Overvotes	0			0	0	0	0	0
Undervotes	2			1	1	0	0	0
Contest Totals	68			19	45	4	0	0

Member, State Board of Education, District 12 CCD

Vote For 1

	TOTAL	VOTE %		Election Day	Early Voting	Ballot By Mail	Provisional Ballots	Limited Ballots
REP Pam Little	55	84.62%	<div><div></div></div>	14	39	2	0	0
DEM Alex Cornwallis	10	15.38%	<div><div></div></div>	3	5	2	0	0
LIB Christy Mowrey	0	0.00%	<div><div></div></div>	0	0	0	0	0
Write-In Totals	0	0.00%	<div><div></div></div>	0	0	0	0	0
Total Votes Cast	65	100.00%	<div><div></div></div>	17	44	4	0	0
Overvotes	0			0	0	0	0	0
Undervotes	3			2	1	0	0	0
Contest Totals	68			19	45	4	0	0

State Senator, District 8

Vote For 1

	TOTAL	VOTE %		Election Day	Early Voting	Ballot By Mail	Provisional Ballots	Limited Ballots
REP Angela Paxton	54	81.82%	<div><div></div></div>	13	39	2	0	0
DEM Jonathan Cocks	11	16.67%	<div><div></div></div>	4	5	2	0	0
LIB Edward Kless	1	1.52%	<div><div></div></div>	1	0	0	0	0
Total Votes Cast	66	100.00%	<div><div></div></div>	18	44	4	0	0
Overvotes	0			0	0	0	0	0
Undervotes	2			1	1	0	0	0
Contest Totals	68			19	45	4	0	0

State Representative, District 67

Vote For 1

	TOTAL	VOTE %		Election Day	Early Voting	Ballot By Mail	Provisional Ballots	Limited Ballots
REP Jeff Leach	55	83.33%	<div><div></div></div>	14	39	2	0	0
DEM Kevin Morris	11	16.67%	<div><div></div></div>	4	5	2	0	0
Total Votes Cast	66	100.00%	<div><div></div></div>	18	44	4	0	0
Overvotes	0			0	0	0	0	0
Undervotes	2			1	1	0	0	0
Contest Totals	68			19	45	4	0	0

PCT 186

Justice, 5th Court of Appeals District, Place 4

Vote For 1

	TOTAL	VOTE %		Election Day	Early Voting	Ballot By Mail	Provisional Ballots	Limited Ballots
REP Emily A. Miskel	56	84.85%	<div><div></div></div>	15	39	2	0	0
DEM Maricela Moore	10	15.15%	<div><div></div></div>	3	5	2	0	0
Total Votes Cast	66	100.00%	<div><div></div></div>	18	44	4	0	0
Overvotes	0			0	0	0	0	0
Undervotes	2			1	1	0	0	0
Contest Totals	68			19	45	4	0	0

Justice, 5th Court of Appeals District, Place 7

Vote For 1

	TOTAL	VOTE %		Election Day	Early Voting	Ballot By Mail	Provisional Ballots	Limited Ballots
REP Kristina Williams	54	84.38%	<div><div></div></div>	14	38	2	0	0
DEM Nancy Kennedy	10	15.62%	<div><div></div></div>	3	5	2	0	0
Total Votes Cast	64	100.00%	<div><div></div></div>	17	43	4	0	0
Overvotes	0			0	0	0	0	0
Undervotes	4			2	2	0	0	0
Contest Totals	68			19	45	4	0	0

County Judge CCD

Vote For 1

	TOTAL	VOTE %		Election Day	Early Voting	Ballot By Mail	Provisional Ballots	Limited Ballots
REP Chris Hill	54	80.60%	<div><div></div></div>	14	38	2	0	0
DEM Joshua Murray	13	19.40%	<div><div></div></div>	4	7	2	0	0
Total Votes Cast	67	100.00%	<div><div></div></div>	18	45	4	0	0
Overvotes	0			0	0	0	0	0
Undervotes	1			1	0	0	0	0
Contest Totals	68			19	45	4	0	0

District Clerk CCD

Vote For 1

	TOTAL	VOTE %		Election Day	Early Voting	Ballot By Mail	Provisional Ballots	Limited Ballots
REP Mike Gould	55	83.33%	<div><div></div></div>	14	39	2	0	0
DEM David Brignac	11	16.67%	<div><div></div></div>	4	5	2	0	0
Total Votes Cast	66	100.00%	<div><div></div></div>	18	44	4	0	0
Overvotes	0			0	0	0	0	0
Undervotes	2			1	1	0	0	0
Contest Totals	68			19	45	4	0	0

PCT 186

Justice of the Peace, Precinct 2

Vote For 1

	TOTAL	VOTE %		Election Day	Early Voting	Ballot By Mail	Provision al Ballots	Limited Ballots
REP Ellen Skinner	56	83.58%	<div><div></div></div>	15	39	2	0	0
DEM Jennifer McKenzie	11	16.42%	<div><div></div></div>	4	5	2	0	0
Total Votes Cast	67	100.00%	<div><div></div></div>	19	44	4	0	0
Overvotes	0			0	0	0	0	0
Undervotes	1			0	1	0	0	0
Contest Totals	68			19	45	4	0	0

PCT 187

U. S. Representative District 3

Vote For 1

	TOTAL	VOTE %		Election Day	Early Voting	Ballot By Mail	Provisional Ballots	Limited Ballots
REP Keith Self	300	89.55%	<div><div></div></div>	116	181	3	0	0
DEM Sandeep Srivastava	32	9.55%	<div><div></div></div>	12	18	2	0	0
LIB Christopher Claytor	3	0.90%	<div><div></div></div>	0	2	1	0	0
Total Votes Cast	335	100.00%	<div><div></div></div>	128	201	6	0	0
Overvotes	0			0	0	0	0	0
Undervotes	2			1	1	0	0	0
Contest Totals	337			129	202	6	0	0

Governor

Vote For 1

	TOTAL	VOTE %		Election Day	Early Voting	Ballot By Mail	Provisional Ballots	Limited Ballots
REP Greg Abbott	303	89.91%	<div><div></div></div>	116	184	3	0	0
DEM Beto O'Rourke	34	10.09%	<div><div></div></div>	13	18	3	0	0
LIB Mark Tippetts	0	0.00%	<div><div></div></div>	0	0	0	0	0
GRN Delilah Barrios	0	0.00%	<div><div></div></div>	0	0	0	0	0
Write-In Totals	0	0.00%	<div><div></div></div>	0	0	0	0	0
Total Votes Cast	337	100.00%	<div><div></div></div>	129	202	6	0	0
Overvotes	0			0	0	0	0	0
Undervotes	0			0	0	0	0	0
Contest Totals	337			129	202	6	0	0

Lieutenant Governor

Vote For 1

	TOTAL	VOTE %		Election Day	Early Voting	Ballot By Mail	Provisional Ballots	Limited Ballots
REP Dan Patrick	297	88.92%	<div><div></div></div>	113	181	3	0	0
DEM Mike Collier	32	9.58%	<div><div></div></div>	13	16	3	0	0
LIB Shanna Steele	5	1.50%	<div><div></div></div>	2	3	0	0	0
Total Votes Cast	334	100.00%	<div><div></div></div>	128	200	6	0	0
Overvotes	0			0	0	0	0	0
Undervotes	3			1	2	0	0	0
Contest Totals	337			129	202	6	0	0

Attorney General

Vote For 1

	TOTAL	VOTE %		Election Day	Early Voting	Ballot By Mail	Provisional Ballots	Limited Ballots
REP Ken Paxton	292	87.43%	<div><div></div></div>	110	179	3	0	0
DEM Rochelle Mercedes Garza	32	9.58%	<div><div></div></div>	13	17	2	0	0
LIB Mark Ash	10	2.99%	<div><div></div></div>	6	3	1	0	0
Total Votes Cast	334	100.00%	<div><div></div></div>	129	199	6	0	0
Overvotes	0			0	0	0	0	0
Undervotes	3			0	3	0	0	0
Contest Totals	337			129	202	6	0	0

PCT 187

Comptroller of Public Accounts

Vote For 1

	TOTAL	VOTE %		Election Day	Early Voting	Ballot By Mail	Provisional Ballots	Limited Ballots
REP Glenn Hegar	299	90.06%	<div><div></div></div>	114	182	3	0	0
DEM Janet T. Dudding	33	9.94%	<div><div></div></div>	14	16	3	0	0
LIB V. Alonzo Echevarria-Garza	0	0.00%	<div><div></div></div>	0	0	0	0	0
Total Votes Cast	332	100.00%	<div><div></div></div>	128	198	6	0	0
Overvotes	0			0	0	0	0	0
Undervotes	5			1	4	0	0	0
Contest Totals	337			129	202	6	0	0

Commissioner of the General Land Office

Vote For 1

	TOTAL	VOTE %		Election Day	Early Voting	Ballot By Mail	Provisional Ballots	Limited Ballots
REP Dawn Buckingham	298	89.22%	<div><div></div></div>	113	183	2	0	0
DEM Jay Kleberg	35	10.48%	<div><div></div></div>	16	15	4	0	0
GRN Alfred Molison, Jr	1	0.30%	<div><div></div></div>	0	1	0	0	0
Write-In Totals	0	0.00%	<div><div></div></div>	0	0	0	0	0
Total Votes Cast	334	100.00%	<div><div></div></div>	129	199	6	0	0
Overvotes	0			0	0	0	0	0
Undervotes	3			0	3	0	0	0
Contest Totals	337			129	202	6	0	0

Commissioner of Agriculture

Vote For 1

	TOTAL	VOTE %		Election Day	Early Voting	Ballot By Mail	Provisional Ballots	Limited Ballots
REP Sid Miller	301	89.85%	<div><div></div></div>	117	182	2	0	0
DEM Susan Hays	34	10.15%	<div><div></div></div>	12	18	4	0	0
Total Votes Cast	335	100.00%	<div><div></div></div>	129	200	6	0	0
Overvotes	0			0	0	0	0	0
Undervotes	2			0	2	0	0	0
Contest Totals	337			129	202	6	0	0

Railroad Commissioner





Vote For 1

	TOTAL	VOTE %		Election Day	Early Voting	Ballot By Mail	Provisional Ballots	Limited Ballots
REP Wayne Christian	294	88.55%	<div><div></div></div>	111	180	3	0	0
DEM Luke Warford	32	9.64%	<div><div></div></div>	14	16	2	0	0
LIB Jaime Andres Diez	4	1.20%	<div><div></div></div>	2	1	1	0	0
GRN Hunter Wayne Crow	2	0.60%	<div><div></div></div>	1	1	0	0	0
Total Votes Cast	332	100.00%	<div><div></div></div>	128	198	6	0	0
Overvotes	0			0	0	0	0	0
Undervotes	5			1	4	0	0	0
Contest Totals	337			129	202	6	0	0

PCT 187




Justice, Supreme Court, Place 3

Vote For 1

	TOTAL	VOTE %	Election Day	Early Voting	Ballot By Mail	Provisional Ballots	Limited Ballots
REP Debra Lehrmann	297	89.46% 	114	180	3	0	0
DEM Erin A. Nowell	33	9.94% 	13	17	3	0	0
LIB Thomas Edward Oxford	2	0.60% 	1	1	0	0	0
Total Votes Cast	332	100.00% 	128	198	6	0	0
Overvotes	0		0	0	0	0	0
Undervotes	5		1	4	0	0	0
Contest Totals	337		129	202	6	0	0




Justice, Supreme Court, Place 5

Vote For 1

	TOTAL	VOTE %	Election Day	Early Voting	Ballot By Mail	Provisional Ballots	Limited Ballots
REP Rebeca Huddle	298	90.03% 	115	181	2	0	0
DEM Amanda Reichel	33	9.97% 	13	17	3	0	0
Total Votes Cast	331	100.00% 	128	198	5	0	0
Overvotes	0		0	0	0	0	0
Undervotes	6		1	4	1	0	0
Contest Totals	337		129	202	6	0	0




Justice, Supreme Court, Place 9

Vote For 1

	TOTAL	VOTE %	Election Day	Early Voting	Ballot By Mail	Provisional Ballots	Limited Ballots
REP Evan Young	296	89.43% 	116	178	2	0	0
DEM Julia Maldonado	35	10.57% 	12	19	4	0	0
Total Votes Cast	331	100.00% 	128	197	6	0	0
Overvotes	0		0	0	0	0	0
Undervotes	6		1	5	0	0	0
Contest Totals	337		129	202	6	0	0

Judge, Court of Criminal Appeals, Place 5

Vote For 1

	TOTAL	VOTE %	Election Day	Early Voting	Ballot By Mail	Provisional Ballots	Limited Ballots
REP Scott Walker	297	89.46% 	113	181	3	0	0
DEM Dana Huffman	35	10.54% 	15	17	3	0	0
Total Votes Cast	332	100.00% 	128	198	6	0	0
Overvotes	0		0	0	0	0	0
Undervotes	5		1	4	0	0	0
Contest Totals	337		129	202	6	0	0

PCT 187

Judge, Court of Criminal Appeals, Place 6

Vote For 1

	TOTAL	VOTE %		Election Day	Early Voting	Ballot By Mail	Provisional Ballots	Limited Ballots
REP Jesse F. McClure, III	297	89.46%	<div><div></div></div>	114	181	2	0	0
DEM Robert Johnson	35	10.54%	<div><div></div></div>	14	17	4	0	0
Total Votes Cast	332	100.00%	<div><div></div></div>	128	198	6	0	0
Overvotes	0			0	0	0	0	0
Undervotes	5			1	4	0	0	0
Contest Totals	337			129	202	6	0	0

Member, State Board of Education, District 12 CCD

Vote For 1

	TOTAL	VOTE %		Election Day	Early Voting	Ballot By Mail	Provisional Ballots	Limited Ballots
REP Pam Little	293	88.52%	<div><div></div></div>	113	177	3	0	0
DEM Alex Cornwallis	30	9.06%	<div><div></div></div>	12	16	2	0	0
LIB Christy Mowrey	8	2.42%	<div><div></div></div>	2	5	1	0	0
Write-In Totals	0	0.00%	<div><div></div></div>	0	0	0	0	0
Total Votes Cast	331	100.00%	<div><div></div></div>	127	198	6	0	0
Overvotes	0			0	0	0	0	0
Undervotes	6			2	4	0	0	0
Contest Totals	337			129	202	6	0	0

State Senator, District 8

Vote For 1

	TOTAL	VOTE %		Election Day	Early Voting	Ballot By Mail	Provisional Ballots	Limited Ballots
REP Angela Paxton	282	86.24%	<div><div></div></div>	107	173	2	0	0
DEM Jonathan Cocks	38	11.62%	<div><div></div></div>	17	19	2	0	0
LIB Edward Kless	7	2.14%	<div><div></div></div>	1	5	1	0	0
Total Votes Cast	327	100.00%	<div><div></div></div>	125	197	5	0	0
Overvotes	0			0	0	0	0	0
Undervotes	10			4	5	1	0	0
Contest Totals	337			129	202	6	0	0

State Representative, District 67




Vote For 1

	TOTAL	VOTE %		Election Day	Early Voting	Ballot By Mail	Provisional Ballots	Limited Ballots
REP Jeff Leach	294	89.09%	<div><div></div></div>	112	180	2	0	0
DEM Kevin Morris	36	10.91%	<div><div></div></div>	15	17	4	0	0
Total Votes Cast	330	100.00%	<div><div></div></div>	127	197	6	0	0
Overvotes	0			0	0	0	0	0
Undervotes	7			2	5	0	0	0
Contest Totals	337			129	202	6	0	0

PCT 187




Justice, 5th Court of Appeals District, Place 4

Vote For 1

	TOTAL	VOTE %	Election Day	Early Voting	Ballot By Mail	Provisional Ballots	Limited Ballots
REP Emily A. Miskel	295	89.67% 	112	180	3	0	0
DEM Maricela Moore	34	10.33% 	14	17	3	0	0
Total Votes Cast	329	100.00% 	126	197	6	0	0
Overvotes	0		0	0	0	0	0
Undervotes	8		3	5	0	0	0
Contest Totals	337		129	202	6	0	0




Justice, 5th Court of Appeals District, Place 7

Vote For 1

	TOTAL	VOTE %	Election Day	Early Voting	Ballot By Mail	Provisional Ballots	Limited Ballots
REP Kristina Williams	294	88.82% 	111	181	2	0	0
DEM Nancy Kennedy	37	11.18% 	16	17	4	0	0
Total Votes Cast	331	100.00% 	127	198	6	0	0
Overvotes	0		0	0	0	0	0
Undervotes	6		2	4	0	0	0
Contest Totals	337		129	202	6	0	0




County Judge CCD

Vote For 1

	TOTAL	VOTE %	Election Day	Early Voting	Ballot By Mail	Provisional Ballots	Limited Ballots
REP Chris Hill	296	89.43% 	114	179	3	0	0
DEM Joshua Murray	35	10.57% 	14	18	3	0	0
Total Votes Cast	331	100.00% 	128	197	6	0	0
Overvotes	0		0	0	0	0	0
Undervotes	6		1	5	0	0	0
Contest Totals	337		129	202	6	0	0

District Clerk CCD

Vote For 1

	TOTAL	VOTE %	Election Day	Early Voting	Ballot By Mail	Provisional Ballots	Limited Ballots
REP Mike Gould	301	90.39% 	115	183	3	0	0
DEM David Brignac	32	9.61% 	12	17	3	0	0
Total Votes Cast	333	100.00% 	127	200	6	0	0
Overvotes	0		0	0	0	0	0
Undervotes	4		2	2	0	0	0
Contest Totals	337		129	202	6	0	0

PCT 187

Justice of the Peace, Precinct 2

Vote For 1

	TOTAL	VOTE %		Election Day	Early Voting	Ballot By Mail	Provision al Ballots	Limited Ballots
REP Ellen Skinner	295	89.67%	<div><div></div></div>	112	180	3	0	0
DEM Jennifer McKenzie	34	10.33%	<div><div></div></div>	14	17	3	0	0
Total Votes Cast	329	100.00%	<div><div></div></div>	126	197	6	0	0
Overvotes	0			0	0	0	0	0
Undervotes	8			3	5	0	0	0
Contest Totals	337			129	202	6	0	0

PCT 188

U. S. Representative District 3

Vote For 1

	TOTAL	VOTE %		Election Day	Early Voting	Ballot By Mail	Provisional Ballots	Limited Ballots
REP Keith Self	32	82.05%	<div><div></div></div>	6	26	0	0	0
DEM Sandeep Srivastava	5	12.82%	<div><div></div></div>	0	5	0	0	0
LIB Christopher Claytor	2	5.13%	<div><div></div></div>	0	2	0	0	0
Total Votes Cast	39	100.00%	<div><div></div></div>	6	33	0	0	0
Overvotes	0			0	0	0	0	0
Undervotes	2			0	2	0	0	0
Contest Totals	41			6	35	0	0	0

Governor

Vote For 1

	TOTAL	VOTE %		Election Day	Early Voting	Ballot By Mail	Provisional Ballots	Limited Ballots
REP Greg Abbott	35	87.50%	<div><div></div></div>	6	29	0	0	0
DEM Beto O'Rourke	5	12.50%	<div><div></div></div>	0	5	0	0	0
LIB Mark Tippetts	0	0.00%	<div><div></div></div>	0	0	0	0	0
GRN Delilah Barrios	0	0.00%	<div><div></div></div>	0	0	0	0	0
Write-In Totals	0	0.00%	<div><div></div></div>	0	0	0	0	0
Total Votes Cast	40	100.00%	<div><div></div></div>	6	34	0	0	0
Overvotes	0			0	0	0	0	0
Undervotes	1			0	1	0	0	0
Contest Totals	41			6	35	0	0	0

Lieutenant Governor

Vote For 1

	TOTAL	VOTE %		Election Day	Early Voting	Ballot By Mail	Provisional Ballots	Limited Ballots
REP Dan Patrick	35	85.37%	<div><div></div></div>	6	29	0	0	0
DEM Mike Collier	6	14.63%	<div><div></div></div>	0	6	0	0	0
LIB Shanna Steele	0	0.00%	<div><div></div></div>	0	0	0	0	0
Total Votes Cast	41	100.00%	<div><div></div></div>	6	35	0	0	0
Overvotes	0			0	0	0	0	0
Undervotes	0			0	0	0	0	0
Contest Totals	41			6	35	0	0	0

Attorney General

Vote For 1

	TOTAL	VOTE %		Election Day	Early Voting	Ballot By Mail	Provisional Ballots	Limited Ballots
REP Ken Paxton	31	77.50%	<div><div></div></div>	6	25	0	0	0
DEM Rochelle Mercedes Garza	7	17.50%	<div><div></div></div>	0	7	0	0	0
LIB Mark Ash	2	5.00%	<div><div></div></div>	0	2	0	0	0
Total Votes Cast	40	100.00%	<div><div></div></div>	6	34	0	0	0
Overvotes	0			0	0	0	0	0
Undervotes	1			0	1	0	0	0
Contest Totals	41			6	35	0	0	0

PCT 188

Comptroller of Public Accounts

Vote For 1

	TOTAL	VOTE %		Election Day	Early Voting	Ballot By Mail	Provisional Ballots	Limited Ballots
REP Glenn Hegar	35	87.50%	<div><div></div></div>	6	29	0	0	0
DEM Janet T. Dudding	5	12.50%	<div><div></div></div>	0	5	0	0	0
LIB V. Alonzo Echevarria-Garza	0	0.00%	<div><div></div></div>	0	0	0	0	0
Total Votes Cast	40	100.00%	<div><div></div></div>	6	34	0	0	0
Overvotes	0			0	0	0	0	0
Undervotes	1			0	1	0	0	0
Contest Totals	41			6	35	0	0	0

Commissioner of the General Land Office

Vote For 1

	TOTAL	VOTE %		Election Day	Early Voting	Ballot By Mail	Provisional Ballots	Limited Ballots
REP Dawn Buckingham	35	87.50%	<div><div></div></div>	6	29	0	0	0
DEM Jay Kleberg	5	12.50%	<div><div></div></div>	0	5	0	0	0
GRN Alfred Molison, Jr	0	0.00%	<div><div></div></div>	0	0	0	0	0
Write-In Totals	0	0.00%	<div><div></div></div>	0	0	0	0	0
Total Votes Cast	40	100.00%	<div><div></div></div>	6	34	0	0	0
Overvotes	0			0	0	0	0	0
Undervotes	1			0	1	0	0	0
Contest Totals	41			6	35	0	0	0

Commissioner of Agriculture

Vote For 1

	TOTAL	VOTE %		Election Day	Early Voting	Ballot By Mail	Provisional Ballots	Limited Ballots
REP Sid Miller	36	87.80%	<div><div></div></div>	6	30	0	0	0
DEM Susan Hays	5	12.20%	<div><div></div></div>	0	5	0	0	0
Total Votes Cast	41	100.00%	<div><div></div></div>	6	35	0	0	0
Overvotes	0			0	0	0	0	0
Undervotes	0			0	0	0	0	0
Contest Totals	41			6	35	0	0	0

Railroad Commissioner

Vote For 1

	TOTAL	VOTE %		Election Day	Early Voting	Ballot By Mail	Provisional Ballots	Limited Ballots
REP Wayne Christian	35	85.37%	<div><div></div></div>	6	29	0	0	0
DEM Luke Warford	5	12.20%	<div><div></div></div>	0	5	0	0	0
LIB Jaime Andres Diez	0	0.00%	<div><div></div></div>	0	0	0	0	0
GRN Hunter Wayne Crow	1	2.44%	<div><div></div></div>	0	1	0	0	0
Total Votes Cast	41	100.00%	<div><div></div></div>	6	35	0	0	0
Overvotes	0			0	0	0	0	0
Undervotes	0			0	0	0	0	0
Contest Totals	41			6	35	0	0	0

PCT 188

Justice, Supreme Court, Place 3

Vote For 1

	TOTAL	VOTE %		Election Day	Early Voting	Ballot By Mail	Provision al Ballots	Limited Ballots
REP Debra Lehrmann	33	84.62%	<div><div></div></div>	6	27	0	0	0
DEM Erin A. Nowell	5	12.82%	<div><div></div></div>	0	5	0	0	0
LIB Thomas Edward Oxford	1	2.56%	<div><div></div></div>	0	1	0	0	0
Total Votes Cast	39	100.00%	<div><div></div></div>	6	33	0	0	0
Overvotes	0			0	0	0	0	0
Undervotes	2			0	2	0	0	0
Contest Totals	41			6	35	0	0	0

Justice, Supreme Court, Place 5

Vote For 1

	TOTAL	VOTE %		Election Day	Early Voting	Ballot By Mail	Provision al Ballots	Limited Ballots
REP Rebeca Huddle	34	87.18%	<div><div></div></div>	6	28	0	0	0
DEM Amanda Reichel	5	12.82%	<div><div></div></div>	0	5	0	0	0
Total Votes Cast	39	100.00%	<div><div></div></div>	6	33	0	0	0
Overvotes	0			0	0	0	0	0
Undervotes	2			0	2	0	0	0
Contest Totals	41			6	35	0	0	0

Justice, Supreme Court, Place 9

Vote For 1

	TOTAL	VOTE %		Election Day	Early Voting	Ballot By Mail	Provision al Ballots	Limited Ballots
REP Evan Young	34	87.18%	<div><div></div></div>	6	28	0	0	0
DEM Julia Maldonado	5	12.82%	<div><div></div></div>	0	5	0	0	0
Total Votes Cast	39	100.00%	<div><div></div></div>	6	33	0	0	0
Overvotes	0			0	0	0	0	0
Undervotes	2			0	2	0	0	0
Contest Totals	41			6	35	0	0	0

Judge, Court of Criminal Appeals, Place 5

Vote For 1

	TOTAL	VOTE %		Election Day	Early Voting	Ballot By Mail	Provision al Ballots	Limited Ballots
REP Scott Walker	33	84.62%	<div><div></div></div>	6	27	0	0	0
DEM Dana Huffman	6	15.38%	<div><div></div></div>	0	6	0	0	0
Total Votes Cast	39	100.00%	<div><div></div></div>	6	33	0	0	0
Overvotes	0			0	0	0	0	0
Undervotes	2			0	2	0	0	0
Contest Totals	41			6	35	0	0	0

PCT 188

Judge, Court of Criminal Appeals, Place 6

Vote For 1

	TOTAL	VOTE %		Election Day	Early Voting	Ballot By Mail	Provisional Ballots	Limited Ballots
REP Jesse F. McClure, III	35	87.50%	<div><div></div></div>	6	29	0	0	0
DEM Robert Johnson	5	12.50%	<div><div></div></div>	0	5	0	0	0
Total Votes Cast	40	100.00%	<div><div></div></div>	6	34	0	0	0
Overvotes	0			0	0	0	0	0
Undervotes	1			0	1	0	0	0
Contest Totals	41			6	35	0	0	0

Member, State Board of Education, District 12 CCD

Vote For 1

	TOTAL	VOTE %		Election Day	Early Voting	Ballot By Mail	Provisional Ballots	Limited Ballots
REP Pam Little	33	84.62%	<div><div></div></div>	6	27	0	0	0
DEM Alex Cornwallis	5	12.82%	<div><div></div></div>	0	5	0	0	0
LIB Christy Mowrey	1	2.56%	<div><div></div></div>	0	1	0	0	0
Write-In Totals	0	0.00%	<div><div></div></div>	0	0	0	0	0
Total Votes Cast	39	100.00%	<div><div></div></div>	6	33	0	0	0
Overvotes	0			0	0	0	0	0
Undervotes	2			0	2	0	0	0
Contest Totals	41			6	35	0	0	0

State Senator, District 8

Vote For 1

	TOTAL	VOTE %		Election Day	Early Voting	Ballot By Mail	Provisional Ballots	Limited Ballots
REP Angela Paxton	31	81.58%	<div><div></div></div>	6	25	0	0	0
DEM Jonathan Cocks	6	15.79%	<div><div></div></div>	0	6	0	0	0
LIB Edward Kless	1	2.63%	<div><div></div></div>	0	1	0	0	0
Total Votes Cast	38	100.00%	<div><div></div></div>	6	32	0	0	0
Overvotes	0			0	0	0	0	0
Undervotes	3			0	3	0	0	0
Contest Totals	41			6	35	0	0	0

State Representative, District 67

Vote For 1

	TOTAL	VOTE %		Election Day	Early Voting	Ballot By Mail	Provisional Ballots	Limited Ballots
REP Jeff Leach	34	87.18%	<div><div></div></div>	6	28	0	0	0
DEM Kevin Morris	5	12.82%	<div><div></div></div>	0	5	0	0	0
Total Votes Cast	39	100.00%	<div><div></div></div>	6	33	0	0	0
Overvotes	0			0	0	0	0	0
Undervotes	2			0	2	0	0	0
Contest Totals	41			6	35	0	0	0

PCT 188

Justice, 5th Court of Appeals District, Place 4

Vote For 1

	TOTAL	VOTE %		Election Day	Early Voting	Ballot By Mail	Provisional Ballots	Limited Ballots
REP Emily A. Miskel	33	86.84%	<div><div></div></div>	6	27	0	0	0
DEM Maricela Moore	5	13.16%	<div><div></div></div>	0	5	0	0	0
Total Votes Cast	38	100.00%	<div><div></div></div>	6	32	0	0	0
Overvotes	0			0	0	0	0	0
Undervotes	3			0	3	0	0	0
Contest Totals	41			6	35	0	0	0

Justice, 5th Court of Appeals District, Place 7

Vote For 1

	TOTAL	VOTE %		Election Day	Early Voting	Ballot By Mail	Provisional Ballots	Limited Ballots
REP Kristina Williams	33	86.84%	<div><div></div></div>	6	27	0	0	0
DEM Nancy Kennedy	5	13.16%	<div><div></div></div>	0	5	0	0	0
Total Votes Cast	38	100.00%	<div><div></div></div>	6	32	0	0	0
Overvotes	0			0	0	0	0	0
Undervotes	3			0	3	0	0	0
Contest Totals	41			6	35	0	0	0

County Judge CCD

Vote For 1

	TOTAL	VOTE %		Election Day	Early Voting	Ballot By Mail	Provisional Ballots	Limited Ballots
REP Chris Hill	33	86.84%	<div><div></div></div>	6	27	0	0	0
DEM Joshua Murray	5	13.16%	<div><div></div></div>	0	5	0	0	0
Total Votes Cast	38	100.00%	<div><div></div></div>	6	32	0	0	0
Overvotes	0			0	0	0	0	0
Undervotes	3			0	3	0	0	0
Contest Totals	41			6	35	0	0	0

District Clerk CCD

Vote For 1

	TOTAL	VOTE %		Election Day	Early Voting	Ballot By Mail	Provisional Ballots	Limited Ballots
REP Mike Gould	33	86.84%	<div><div></div></div>	6	27	0	0	0
DEM David Brignac	5	13.16%	<div><div></div></div>	0	5	0	0	0
Total Votes Cast	38	100.00%	<div><div></div></div>	6	32	0	0	0
Overvotes	0			0	0	0	0	0
Undervotes	3			0	3	0	0	0
Contest Totals	41			6	35	0	0	0

PCT 189

U. S. Representative District 3

Vote For 1

	TOTAL	VOTE %		Election Day	Early Voting	Ballot By Mail	Provisional Ballots	Limited Ballots
REP Keith Self	360	83.72%	<div><div></div></div>	122	229	8	1	0
DEM Sandeep Srivastava	61	14.19%	<div><div></div></div>	11	50	0	0	0
LIB Christopher Claytor	9	2.09%	<div><div></div></div>	4	5	0	0	0
Total Votes Cast	430	100.00%	<div><div></div></div>	137	284	8	1	0
Overvotes	0			0	0	0	0	0
Undervotes	10			3	4	3	0	0
Contest Totals	440			140	288	11	1	0

Governor

Vote For 1

	TOTAL	VOTE %		Election Day	Early Voting	Ballot By Mail	Provisional Ballots	Limited Ballots
REP Greg Abbott	366	83.56%	<div><div></div></div>	120	235	10	1	0
DEM Beto O'Rourke	64	14.61%	<div><div></div></div>	14	50	0	0	0
LIB Mark Tippetts	6	1.37%	<div><div></div></div>	4	2	0	0	0
GRN Delilah Barrios	2	0.46%	<div><div></div></div>	2	0	0	0	0
Write-In Totals	0	0.00%	<div><div></div></div>	0	0	0	0	0
Total Votes Cast	438	100.00%	<div><div></div></div>	140	287	10	1	0
Overvotes	0			0	0	0	0	0
Undervotes	2			0	1	1	0	0
Contest Totals	440			140	288	11	1	0

Lieutenant Governor

Vote For 1

	TOTAL	VOTE %		Election Day	Early Voting	Ballot By Mail	Provisional Ballots	Limited Ballots
REP Dan Patrick	357	81.69%	<div><div></div></div>	117	229	10	1	0
DEM Mike Collier	73	16.70%	<div><div></div></div>	17	56	0	0	0
LIB Shanna Steele	7	1.60%	<div><div></div></div>	5	2	0	0	0
Total Votes Cast	437	100.00%	<div><div></div></div>	139	287	10	1	0
Overvotes	0			0	0	0	0	0
Undervotes	3			1	1	1	0	0
Contest Totals	440			140	288	11	1	0

Attorney General

Vote For 1

	TOTAL	VOTE %		Election Day	Early Voting	Ballot By Mail	Provisional Ballots	Limited Ballots
REP Ken Paxton	353	81.71%	<div><div></div></div>	115	229	8	1	0
DEM Rochelle Mercedes Garza	63	14.58%	<div><div></div></div>	12	51	0	0	0
LIB Mark Ash	16	3.70%	<div><div></div></div>	9	7	0	0	0
Total Votes Cast	432	100.00%	<div><div></div></div>	136	287	8	1	0
Overvotes	0			0	0	0	0	0
Undervotes	8			4	1	3	0	0
Contest Totals	440			140	288	11	1	0

PCT 189

Comptroller of Public Accounts

Vote For 1

	TOTAL	VOTE %		Election Day	Early Voting	Ballot By Mail	Provisional Ballots	Limited Ballots
REP Glenn Hegar	367	85.15%	<div><div></div></div>	123	233	10	1	0
DEM Janet T. Dudding	59	13.69%	<div><div></div></div>	10	49	0	0	0
LIB V. Alonzo Echevarria-Garza	5	1.16%	<div><div></div></div>	3	2	0	0	0
Total Votes Cast	431	100.00%	<div><div></div></div>	136	284	10	1	0
Overvotes	0			0	0	0	0	0
Undervotes	9			4	4	1	0	0
Contest Totals	440			140	288	11	1	0

Commissioner of the General Land Office

Vote For 1

	TOTAL	VOTE %		Election Day	Early Voting	Ballot By Mail	Provisional Ballots	Limited Ballots
REP Dawn Buckingham	370	85.65%	<div><div></div></div>	123	236	10	1	0
DEM Jay Kleberg	60	13.89%	<div><div></div></div>	10	50	0	0	0
GRN Alfred Molison, Jr	2	0.46%	<div><div></div></div>	2	0	0	0	0
Write-In Totals	0	0.00%	<div><div></div></div>	0	0	0	0	0
Total Votes Cast	432	100.00%	<div><div></div></div>	135	286	10	1	0
Overvotes	0			0	0	0	0	0
Undervotes	8			5	2	1	0	0
Contest Totals	440			140	288	11	1	0

Commissioner of Agriculture

Vote For 1

	TOTAL	VOTE %		Election Day	Early Voting	Ballot By Mail	Provisional Ballots	Limited Ballots
REP Sid Miller	370	85.65%	<div><div></div></div>	123	236	10	1	0
DEM Susan Hays	62	14.35%	<div><div></div></div>	13	49	0	0	0
Total Votes Cast	432	100.00%	<div><div></div></div>	136	285	10	1	0
Overvotes	0			0	0	0	0	0
Undervotes	8			4	3	1	0	0
Contest Totals	440			140	288	11	1	0

Railroad Commissioner

Vote For 1

	TOTAL	VOTE %		Election Day	Early Voting	Ballot By Mail	Provisional Ballots	Limited Ballots
REP Wayne Christian	366	84.72%	<div><div></div></div>	121	234	10	1	0
DEM Luke Warford	60	13.89%	<div><div></div></div>	10	50	0	0	0
LIB Jaime Andres Diez	5	1.16%	<div><div></div></div>	2	3	0	0	0
GRN Hunter Wayne Crow	1	0.23%	<div><div></div></div>	1	0	0	0	0
Total Votes Cast	432	100.00%	<div><div></div></div>	134	287	10	1	0
Overvotes	0			0	0	0	0	0
Undervotes	8			6	1	1	0	0
Contest Totals	440			140	288	11	1	0

PCT 189

Justice, Supreme Court, Place 3

Vote For 1

	TOTAL	VOTE %		Election Day	Early Voting	Ballot By Mail	Provisional Ballots	Limited Ballots
REP Debra Lehrmann	367	85.15%	<div><div></div></div>	123	233	10	1	0
DEM Erin A. Nowell	54	12.53%	<div><div></div></div>	8	46	0	0	0
LIB Thomas Edward Oxford	10	2.32%	<div><div></div></div>	5	5	0	0	0
Total Votes Cast	431	100.00%	<div><div></div></div>	136	284	10	1	0
Overvotes	0			0	0	0	0	0
Undervotes	9			4	4	1	0	0
Contest Totals	440			140	288	11	1	0

Justice, Supreme Court, Place 5

Vote For 1

	TOTAL	VOTE %		Election Day	Early Voting	Ballot By Mail	Provisional Ballots	Limited Ballots
REP Rebeca Huddle	373	86.54%	<div><div></div></div>	124	238	10	1	0
DEM Amanda Reichel	58	13.46%	<div><div></div></div>	11	47	0	0	0
Total Votes Cast	431	100.00%	<div><div></div></div>	135	285	10	1	0
Overvotes	0			0	0	0	0	0
Undervotes	9			5	3	1	0	0
Contest Totals	440			140	288	11	1	0

Justice, Supreme Court, Place 9

Vote For 1

	TOTAL	VOTE %		Election Day	Early Voting	Ballot By Mail	Provisional Ballots	Limited Ballots
REP Evan Young	369	86.22%	<div><div></div></div>	124	234	10	1	0
DEM Julia Maldonado	59	13.78%	<div><div></div></div>	11	48	0	0	0
Total Votes Cast	428	100.00%	<div><div></div></div>	135	282	10	1	0
Overvotes	0			0	0	0	0	0
Undervotes	12			5	6	1	0	0
Contest Totals	440			140	288	11	1	0

Judge, Court of Criminal Appeals, Place 5

Vote For 1

	TOTAL	VOTE %		Election Day	Early Voting	Ballot By Mail	Provisional Ballots	Limited Ballots
REP Scott Walker	367	85.55%	<div><div></div></div>	121	235	10	1	0
DEM Dana Huffman	62	14.45%	<div><div></div></div>	14	48	0	0	0
Total Votes Cast	429	100.00%	<div><div></div></div>	135	283	10	1	0
Overvotes	0			0	0	0	0	0
Undervotes	11			5	5	1	0	0
Contest Totals	440			140	288	11	1	0

PCT 189

Judge, Court of Criminal Appeals, Place 6

Vote For 1

	TOTAL	VOTE %		Election Day	Early Voting	Ballot By Mail	Provisional Ballots	Limited Ballots
REP Jesse F. McClure, III	366	85.92%	<div><div></div></div>	122	233	10	1	0
DEM Robert Johnson	60	14.08%	<div><div></div></div>	12	48	0	0	0
Total Votes Cast	426	100.00%	<div><div></div></div>	134	281	10	1	0
Overvotes	0			0	0	0	0	0
Undervotes	14			6	7	1	0	0
Contest Totals	440			140	288	11	1	0

Member, State Board of Education, District 12 CCD

Vote For 1

	TOTAL	VOTE %		Election Day	Early Voting	Ballot By Mail	Provisional Ballots	Limited Ballots
REP Pam Little	361	84.74%	<div><div></div></div>	123	227	10	1	0
DEM Alex Cornwallis	57	13.38%	<div><div></div></div>	9	48	0	0	0
LIB Christy Mowrey	8	1.88%	<div><div></div></div>	4	4	0	0	0
Write-In Totals	0	0.00%	<div><div></div></div>	0	0	0	0	0
Total Votes Cast	426	100.00%	<div><div></div></div>	136	279	10	1	0
Overvotes	0			0	0	0	0	0
Undervotes	14			4	9	1	0	0
Contest Totals	440			140	288	11	1	0

State Senator, District 8

Vote For 1

	TOTAL	VOTE %		Election Day	Early Voting	Ballot By Mail	Provisional Ballots	Limited Ballots
REP Angela Paxton	350	82.16%	<div><div></div></div>	117	224	8	1	0
DEM Jonathan Cocks	61	14.32%	<div><div></div></div>	12	49	0	0	0
LIB Edward Kless	15	3.52%	<div><div></div></div>	6	9	0	0	0
Total Votes Cast	426	100.00%	<div><div></div></div>	135	282	8	1	0
Overvotes	0			0	0	0	0	0
Undervotes	14			5	6	3	0	0
Contest Totals	440			140	288	11	1	0

State Representative, District 67




Vote For 1

	TOTAL	VOTE %		Election Day	Early Voting	Ballot By Mail	Provisional Ballots	Limited Ballots
REP Jeff Leach	370	86.25%	<div><div></div></div>	122	237	10	1	0
DEM Kevin Morris	59	13.75%	<div><div></div></div>	12	47	0	0	0
Total Votes Cast	429	100.00%	<div><div></div></div>	134	284	10	1	0
Overvotes	0			0	0	0	0	0
Undervotes	11			6	4	1	0	0
Contest Totals	440			140	288	11	1	0

PCT 189




Justice, 5th Court of Appeals District, Place 4

Vote For 1

	TOTAL	VOTE %	Election Day	Early Voting	Ballot By Mail	Provisional Ballots	Limited Ballots
REP Emily A. Miskel	368	86.38% 	123	234	10	1	0
DEM Maricela Moore	58	13.62% 	12	46	0	0	0
Total Votes Cast	426	100.00% 	135	280	10	1	0
Overvotes	0		0	0	0	0	0
Undervotes	14		5	8	1	0	0
Contest Totals	440		140	288	11	1	0




Justice, 5th Court of Appeals District, Place 7

Vote For 1

	TOTAL	VOTE %	Election Day	Early Voting	Ballot By Mail	Provisional Ballots	Limited Ballots
REP Kristina Williams	367	86.15% 	123	233	10	1	0
DEM Nancy Kennedy	59	13.85% 	12	47	0	0	0
Total Votes Cast	426	100.00% 	135	280	10	1	0
Overvotes	0		0	0	0	0	0
Undervotes	14		5	8	1	0	0
Contest Totals	440		140	288	11	1	0




County Judge CCD

Vote For 1

	TOTAL	VOTE %	Election Day	Early Voting	Ballot By Mail	Provisional Ballots	Limited Ballots
REP Chris Hill	370	86.25% 	124	235	10	1	0
DEM Joshua Murray	59	13.75% 	12	47	0	0	0
Total Votes Cast	429	100.00% 	136	282	10	1	0
Overvotes	0		0	0	0	0	0
Undervotes	11		4	6	1	0	0
Contest Totals	440		140	288	11	1	0

District Clerk CCD

Vote For 1

	TOTAL	VOTE %	Election Day	Early Voting	Ballot By Mail	Provisional Ballots	Limited Ballots
REP Mike Gould	366	86.12% 	126	229	10	1	0
DEM David Brignac	59	13.88% 	10	49	0	0	0
Total Votes Cast	425	100.00% 	136	278	10	1	0
Overvotes	0		0	0	0	0	0
Undervotes	15		4	10	1	0	0
Contest Totals	440		140	288	11	1	0

PCT 189

Justice of the Peace, Precinct 2

Vote For 1

	TOTAL	VOTE %		Election Day	Early Voting	Ballot By Mail	Provision al Ballots	Limited Ballots
REP Ellen Skinner	364	85.85%	<div><div></div></div>	123	230	10	1	0
DEM Jennifer McKenzie	60	14.15%	<div><div></div></div>	11	49	0	0	0
Total Votes Cast	424	100.00%	<div><div></div></div>	134	279	10	1	0
Overvotes	0			0	0	0	0	0
Undervotes	16			6	9	1	0	0
Contest Totals	440			140	288	11	1	0

PCT 190

U. S. Representative District 3

Vote For 1

	TOTAL	VOTE %		Election Day	Early Voting	Ballot By Mail	Provisional Ballots	Limited Ballots
REP Keith Self	33	80.49%	<div><div></div></div>	10	22	1	0	0
DEM Sandeep Srivastava	6	14.63%	<div><div></div></div>	2	4	0	0	0
LIB Christopher Claytor	2	4.88%	<div><div></div></div>	0	2	0	0	0
Total Votes Cast	41	100.00%	<div><div></div></div>	12	28	1	0	0
Overvotes	0			0	0	0	0	0
Undervotes	1			0	1	0	0	0
Contest Totals	42			12	29	1	0	0

Governor

Vote For 1

	TOTAL	VOTE %		Election Day	Early Voting	Ballot By Mail	Provisional Ballots	Limited Ballots
REP Greg Abbott	34	80.95%	<div><div></div></div>	10	23	1	0	0
DEM Beto O'Rourke	6	14.29%	<div><div></div></div>	2	4	0	0	0
LIB Mark Tippetts	1	2.38%	<div><div></div></div>	0	1	0	0	0
GRN Delilah Barrios	0	0.00%	<div><div></div></div>	0	0	0	0	0
Write-In Totals	1	2.38%	<div><div></div></div>	0	1	0	0	0
Total Votes Cast	42	100.00%	<div><div></div></div>	12	29	1	0	0
Overvotes	0			0	0	0	0	0
Undervotes	0			0	0	0	0	0
Contest Totals	42			12	29	1	0	0

Lieutenant Governor

Vote For 1

	TOTAL	VOTE %		Election Day	Early Voting	Ballot By Mail	Provisional Ballots	Limited Ballots
REP Dan Patrick	33	78.57%	<div><div></div></div>	10	22	1	0	0
DEM Mike Collier	7	16.67%	<div><div></div></div>	2	5	0	0	0
LIB Shanna Steele	2	4.76%	<div><div></div></div>	0	2	0	0	0
Total Votes Cast	42	100.00%	<div><div></div></div>	12	29	1	0	0
Overvotes	0			0	0	0	0	0
Undervotes	0			0	0	0	0	0
Contest Totals	42			12	29	1	0	0

Attorney General

Vote For 1

	TOTAL	VOTE %		Election Day	Early Voting	Ballot By Mail	Provisional Ballots	Limited Ballots
REP Ken Paxton	33	78.57%	<div><div></div></div>	10	23	0	0	0
DEM Rochelle Mercedes Garza	6	14.29%	<div><div></div></div>	2	4	0	0	0
LIB Mark Ash	3	7.14%	<div><div></div></div>	0	2	1	0	0
Total Votes Cast	42	100.00%	<div><div></div></div>	12	29	1	0	0
Overvotes	0			0	0	0	0	0
Undervotes	0			0	0	0	0	0
Contest Totals	42			12	29	1	0	0

PCT 190

Comptroller of Public Accounts

Vote For 1

	TOTAL	VOTE %		Election Day	Early Voting	Ballot By Mail	Provisional Ballots	Limited Ballots
REP Glenn Hegar	33	80.49%	<div><div></div></div>	10	22	1	0	0
DEM Janet T. Dudding	6	14.63%	<div><div></div></div>	2	4	0	0	0
LIB V. Alonzo Echevarria-Garza	2	4.88%	<div><div></div></div>	0	2	0	0	0
Total Votes Cast	41	100.00%	<div><div></div></div>	12	28	1	0	0
Overvotes	0			0	0	0	0	0
Undervotes	1			0	1	0	0	0
Contest Totals	42			12	29	1	0	0

Commissioner of the General Land Office

Vote For 1

	TOTAL	VOTE %		Election Day	Early Voting	Ballot By Mail	Provisional Ballots	Limited Ballots
REP Dawn Buckingham	33	82.50%	<div><div></div></div>	10	22	1	0	0
DEM Jay Kleberg	7	17.50%	<div><div></div></div>	2	5	0	0	0
GRN Alfred Molison, Jr	0	0.00%	<div><div></div></div>	0	0	0	0	0
Write-In Totals	0	0.00%	<div><div></div></div>	0	0	0	0	0
Total Votes Cast	40	100.00%	<div><div></div></div>	12	27	1	0	0
Overvotes	0			0	0	0	0	0
Undervotes	2			0	2	0	0	0
Contest Totals	42			12	29	1	0	0

Commissioner of Agriculture

Vote For 1

	TOTAL	VOTE %		Election Day	Early Voting	Ballot By Mail	Provisional Ballots	Limited Ballots
REP Sid Miller	33	80.49%	<div><div></div></div>	10	22	1	0	0
DEM Susan Hays	8	19.51%	<div><div></div></div>	2	6	0	0	0
Total Votes Cast	41	100.00%	<div><div></div></div>	12	28	1	0	0
Overvotes	0			0	0	0	0	0
Undervotes	1			0	1	0	0	0
Contest Totals	42			12	29	1	0	0

Railroad Commissioner

Vote For 1

	TOTAL	VOTE %		Election Day	Early Voting	Ballot By Mail	Provisional Ballots	Limited Ballots
REP Wayne Christian	33	80.49%	<div><div></div></div>	10	22	1	0	0
DEM Luke Warford	5	12.20%	<div><div></div></div>	2	3	0	0	0
LIB Jaime Andres Diez	3	7.32%	<div><div></div></div>	0	3	0	0	0
GRN Hunter Wayne Crow	0	0.00%	<div><div></div></div>	0	0	0	0	0
Total Votes Cast	41	100.00%	<div><div></div></div>	12	28	1	0	0
Overvotes	0			0	0	0	0	0
Undervotes	1			0	1	0	0	0
Contest Totals	42			12	29	1	0	0

PCT 190

Justice, Supreme Court, Place 3

Vote For 1

	TOTAL	VOTE %		Election Day	Early Voting	Ballot By Mail	Provision al Ballots	Limited Ballots
REP Debra Lehrmann	34	82.93%	<div><div></div></div>	10	23	1	0	0
DEM Erin A. Nowell	6	14.63%	<div><div></div></div>	2	4	0	0	0
LIB Thomas Edward Oxford	1	2.44%	<div><div></div></div>	0	1	0	0	0
Total Votes Cast	41	100.00%	<div><div></div></div>	12	28	1	0	0
Overvotes	0			0	0	0	0	0
Undervotes	1			0	1	0	0	0
Contest Totals	42			12	29	1	0	0

Justice, Supreme Court, Place 5

Vote For 1

	TOTAL	VOTE %		Election Day	Early Voting	Ballot By Mail	Provision al Ballots	Limited Ballots
REP Rebeca Huddle	34	85.00%	<div><div></div></div>	10	23	1	0	0
DEM Amanda Reichel	6	15.00%	<div><div></div></div>	2	4	0	0	0
Total Votes Cast	40	100.00%	<div><div></div></div>	12	27	1	0	0
Overvotes	0			0	0	0	0	0
Undervotes	2			0	2	0	0	0
Contest Totals	42			12	29	1	0	0

Justice, Supreme Court, Place 9

Vote For 1

	TOTAL	VOTE %		Election Day	Early Voting	Ballot By Mail	Provision al Ballots	Limited Ballots
REP Evan Young	34	85.00%	<div><div></div></div>	10	23	1	0	0
DEM Julia Maldonado	6	15.00%	<div><div></div></div>	2	4	0	0	0
Total Votes Cast	40	100.00%	<div><div></div></div>	12	27	1	0	0
Overvotes	0			0	0	0	0	0
Undervotes	2			0	2	0	0	0
Contest Totals	42			12	29	1	0	0

Judge, Court of Criminal Appeals, Place 5

Vote For 1

	TOTAL	VOTE %		Election Day	Early Voting	Ballot By Mail	Provision al Ballots	Limited Ballots
REP Scott Walker	34	85.00%	<div><div></div></div>	10	23	1	0	0
DEM Dana Huffman	6	15.00%	<div><div></div></div>	2	4	0	0	0
Total Votes Cast	40	100.00%	<div><div></div></div>	12	27	1	0	0
Overvotes	0			0	0	0	0	0
Undervotes	2			0	2	0	0	0
Contest Totals	42			12	29	1	0	0

PCT 190

Judge, Court of Criminal Appeals, Place 6

Vote For 1

	TOTAL	VOTE %		Election Day	Early Voting	Ballot By Mail	Provisional Ballots	Limited Ballots
REP Jesse F. McClure, III	34	85.00%	<div><div></div></div>	10	23	1	0	0
DEM Robert Johnson	6	15.00%	<div><div></div></div>	2	4	0	0	0
Total Votes Cast	40	100.00%	<div><div></div></div>	12	27	1	0	0
Overvotes	0			0	0	0	0	0
Undervotes	2			0	2	0	0	0
Contest Totals	42			12	29	1	0	0

Member, State Board of Education, District 12 CCD

Vote For 1

	TOTAL	VOTE %		Election Day	Early Voting	Ballot By Mail	Provisional Ballots	Limited Ballots
REP Pam Little	33	80.49%	<div><div></div></div>	10	22	1	0	0
DEM Alex Cornwallis	5	12.20%	<div><div></div></div>	2	3	0	0	0
LIB Christy Mowrey	3	7.32%	<div><div></div></div>	0	3	0	0	0
Write-In Totals	0	0.00%	<div><div></div></div>	0	0	0	0	0
Total Votes Cast	41	100.00%	<div><div></div></div>	12	28	1	0	0
Overvotes	0			0	0	0	0	0
Undervotes	1			0	1	0	0	0
Contest Totals	42			12	29	1	0	0

State Senator, District 8

Vote For 1

	TOTAL	VOTE %		Election Day	Early Voting	Ballot By Mail	Provisional Ballots	Limited Ballots
REP Angela Paxton	34	82.93%	<div><div></div></div>	10	23	1	0	0
DEM Jonathan Cocks	4	9.76%	<div><div></div></div>	1	3	0	0	0
LIB Edward Kless	3	7.32%	<div><div></div></div>	1	2	0	0	0
Total Votes Cast	41	100.00%	<div><div></div></div>	12	28	1	0	0
Overvotes	0			0	0	0	0	0
Undervotes	1			0	1	0	0	0
Contest Totals	42			12	29	1	0	0

State Representative, District 67

Vote For 1

	TOTAL	VOTE %		Election Day	Early Voting	Ballot By Mail	Provisional Ballots	Limited Ballots
REP Jeff Leach	34	85.00%	<div><div></div></div>	10	23	1	0	0
DEM Kevin Morris	6	15.00%	<div><div></div></div>	2	4	0	0	0
Total Votes Cast	40	100.00%	<div><div></div></div>	12	27	1	0	0
Overvotes	0			0	0	0	0	0
Undervotes	2			0	2	0	0	0
Contest Totals	42			12	29	1	0	0

PCT 190

Justice, 5th Court of Appeals District, Place 4

Vote For 1

	TOTAL	VOTE %		Election Day	Early Voting	Ballot By Mail	Provisional Ballots	Limited Ballots
REP Emily A. Miskel	33	82.50%	<div><div></div></div>	10	22	1	0	0
DEM Maricela Moore	7	17.50%	<div><div></div></div>	2	5	0	0	0
Total Votes Cast	40	100.00%	<div><div></div></div>	12	27	1	0	0
Overvotes	0			0	0	0	0	0
Undervotes	2			0	2	0	0	0
Contest Totals	42			12	29	1	0	0

Justice, 5th Court of Appeals District, Place 7

Vote For 1

	TOTAL	VOTE %		Election Day	Early Voting	Ballot By Mail	Provisional Ballots	Limited Ballots
REP Kristina Williams	34	85.00%	<div><div></div></div>	10	23	1	0	0
DEM Nancy Kennedy	6	15.00%	<div><div></div></div>	2	4	0	0	0
Total Votes Cast	40	100.00%	<div><div></div></div>	12	27	1	0	0
Overvotes	0			0	0	0	0	0
Undervotes	2			0	2	0	0	0
Contest Totals	42			12	29	1	0	0

County Judge CCD

Vote For 1

	TOTAL	VOTE %		Election Day	Early Voting	Ballot By Mail	Provisional Ballots	Limited Ballots
REP Chris Hill	34	85.00%	<div><div></div></div>	10	23	1	0	0
DEM Joshua Murray	6	15.00%	<div><div></div></div>	2	4	0	0	0
Total Votes Cast	40	100.00%	<div><div></div></div>	12	27	1	0	0
Overvotes	0			0	0	0	0	0
Undervotes	2			0	2	0	0	0
Contest Totals	42			12	29	1	0	0

District Clerk CCD

Vote For 1

	TOTAL	VOTE %		Election Day	Early Voting	Ballot By Mail	Provisional Ballots	Limited Ballots
REP Mike Gould	34	82.93%	<div><div></div></div>	10	23	1	0	0
DEM David Brignac	7	17.07%	<div><div></div></div>	2	5	0	0	0
Total Votes Cast	41	100.00%	<div><div></div></div>	12	28	1	0	0
Overvotes	0			0	0	0	0	0
Undervotes	1			0	1	0	0	0
Contest Totals	42			12	29	1	0	0

PCT 190

Justice of the Peace, Precinct 2

Vote For 1

	TOTAL	VOTE %		Election Day	Early Voting	Ballot By Mail	Provision al Ballots	Limited Ballots
REP Ellen Skinner	33	84.62%	<div><div></div></div>	10	22	1	0	0
DEM Jennifer McKenzie	6	15.38%	<div><div></div></div>	2	4	0	0	0
Total Votes Cast	39	100.00%	<div><div></div></div>	12	26	1	0	0
Overvotes	0			0	0	0	0	0
Undervotes	3			0	3	0	0	0
Contest Totals	42			12	29	1	0	0

PCT 191

U. S. Representative District 3

Vote For 1

	TOTAL	VOTE %		Election Day	Early Voting	Ballot By Mail	Provisional Ballots	Limited Ballots
REP Keith Self	165	75.34%	<div><div></div></div>	64	95	3	3	0
DEM Sandeep Srivastava	47	21.46%	<div><div></div></div>	16	29	2	0	0
LIB Christopher Claytor	7	3.20%	<div><div></div></div>	4	3	0	0	0
Total Votes Cast	219	100.00%	<div><div></div></div>	84	127	5	3	0
Overvotes	0			0	0	0	0	0
Undervotes	8			1	6	1	0	0
Contest Totals	227			85	133	6	3	0

Governor

Vote For 1

	TOTAL	VOTE %		Election Day	Early Voting	Ballot By Mail	Provisional Ballots	Limited Ballots
REP Greg Abbott	172	76.11%	<div><div></div></div>	65	100	4	3	0
DEM Beto O'Rourke	52	23.01%	<div><div></div></div>	18	32	2	0	0
LIB Mark Tippetts	2	0.88%	<div><div></div></div>	2	0	0	0	0
GRN Delilah Barrios	0	0.00%	<div><div></div></div>	0	0	0	0	0
Write-In Totals	0	0.00%	<div><div></div></div>	0	0	0	0	0
Total Votes Cast	226	100.00%	<div><div></div></div>	85	132	6	3	0
Overvotes	0			0	0	0	0	0
Undervotes	1			0	1	0	0	0
Contest Totals	227			85	133	6	3	0

Lieutenant Governor

Vote For 1

	TOTAL	VOTE %		Election Day	Early Voting	Ballot By Mail	Provisional Ballots	Limited Ballots
REP Dan Patrick	168	74.34%	<div><div></div></div>	64	98	3	3	0
DEM Mike Collier	52	23.01%	<div><div></div></div>	18	32	2	0	0
LIB Shanna Steele	6	2.65%	<div><div></div></div>	3	3	0	0	0
Total Votes Cast	226	100.00%	<div><div></div></div>	85	133	5	3	0
Overvotes	0			0	0	0	0	0
Undervotes	1			0	0	1	0	0
Contest Totals	227			85	133	6	3	0

Attorney General

Vote For 1

	TOTAL	VOTE %		Election Day	Early Voting	Ballot By Mail	Provisional Ballots	Limited Ballots
REP Ken Paxton	165	73.33%	<div><div></div></div>	64	95	3	3	0
DEM Rochelle Mercedes Garza	50	22.22%	<div><div></div></div>	17	31	2	0	0
LIB Mark Ash	10	4.44%	<div><div></div></div>	3	7	0	0	0
Total Votes Cast	225	100.00%	<div><div></div></div>	84	133	5	3	0
Overvotes	0			0	0	0	0	0
Undervotes	2			1	0	1	0	0
Contest Totals	227			85	133	6	3	0

PCT 191

Comptroller of Public Accounts

Vote For 1

	TOTAL	VOTE %		Election Day	Early Voting	Ballot By Mail	Provisional Ballots	Limited Ballots
REP Glenn Hegar	171	76.68%	<div><div></div></div>	64	100	4	3	0
DEM Janet T. Dudding	50	22.42%	<div><div></div></div>	18	30	2	0	0
LIB V. Alonzo Echevarria-Garza	2	0.90%	<div><div></div></div>	1	1	0	0	0
Total Votes Cast	223	100.00%	<div><div></div></div>	83	131	6	3	0
Overvotes	0			0	0	0	0	0
Undervotes	4			2	2	0	0	0
Contest Totals	227			85	133	6	3	0

Commissioner of the General Land Office

Vote For 1

	TOTAL	VOTE %		Election Day	Early Voting	Ballot By Mail	Provisional Ballots	Limited Ballots
REP Dawn Buckingham	173	76.89%	<div><div></div></div>	65	101	4	3	0
DEM Jay Kleberg	50	22.22%	<div><div></div></div>	18	30	2	0	0
GRN Alfred Molison, Jr	2	0.89%	<div><div></div></div>	1	1	0	0	0
Write-In Totals	0	0.00%	<div><div></div></div>	0	0	0	0	0
Total Votes Cast	225	100.00%	<div><div></div></div>	84	132	6	3	0
Overvotes	0			0	0	0	0	0
Undervotes	2			1	1	0	0	0
Contest Totals	227			85	133	6	3	0

Commissioner of Agriculture

Vote For 1

	TOTAL	VOTE %		Election Day	Early Voting	Ballot By Mail	Provisional Ballots	Limited Ballots
REP Sid Miller	174	77.68%	<div><div></div></div>	65	102	4	3	0
DEM Susan Hays	50	22.32%	<div><div></div></div>	18	30	2	0	0
Total Votes Cast	224	100.00%	<div><div></div></div>	83	132	6	3	0
Overvotes	0			0	0	0	0	0
Undervotes	3			2	1	0	0	0
Contest Totals	227			85	133	6	3	0

Railroad Commissioner

Vote For 1

	TOTAL	VOTE %		Election Day	Early Voting	Ballot By Mail	Provisional Ballots	Limited Ballots
REP Wayne Christian	173	77.23%	<div><div></div></div>	65	101	4	3	0
DEM Luke Warford	45	20.09%	<div><div></div></div>	15	28	2	0	0
LIB Jaime Andres Diez	3	1.34%	<div><div></div></div>	2	1	0	0	0
GRN Hunter Wayne Crow	3	1.34%	<div><div></div></div>	2	1	0	0	0
Total Votes Cast	224	100.00%	<div><div></div></div>	84	131	6	3	0
Overvotes	0			0	0	0	0	0
Undervotes	3			1	2	0	0	0
Contest Totals	227			85	133	6	3	0

PCT 191

Justice, Supreme Court, Place 3

Vote For 1

	TOTAL	VOTE %		Election Day	Early Voting	Ballot By Mail	Provisional Ballots	Limited Ballots
REP Debra Lehrmann	170	76.58%	<div><div></div></div>	64	99	4	3	0
DEM Erin A. Nowell	49	22.07%	<div><div></div></div>	17	30	2	0	0
LIB Thomas Edward Oxford	3	1.35%	<div><div></div></div>	2	1	0	0	0
Total Votes Cast	222	100.00%	<div><div></div></div>	83	130	6	3	0
Overvotes	0			0	0	0	0	0
Undervotes	5			2	3	0	0	0
Contest Totals	227			85	133	6	3	0

Justice, Supreme Court, Place 5

Vote For 1

	TOTAL	VOTE %		Election Day	Early Voting	Ballot By Mail	Provisional Ballots	Limited Ballots
REP Rebeca Huddle	172	77.83%	<div><div></div></div>	65	100	4	3	0
DEM Amanda Reichel	49	22.17%	<div><div></div></div>	17	30	2	0	0
Total Votes Cast	221	100.00%	<div><div></div></div>	82	130	6	3	0
Overvotes	0			0	0	0	0	0
Undervotes	6			3	3	0	0	0
Contest Totals	227			85	133	6	3	0

Justice, Supreme Court, Place 9

Vote For 1

	TOTAL	VOTE %		Election Day	Early Voting	Ballot By Mail	Provisional Ballots	Limited Ballots
REP Evan Young	171	77.38%	<div><div></div></div>	65	99	4	3	0
DEM Julia Maldonado	50	22.62%	<div><div></div></div>	18	30	2	0	0
Total Votes Cast	221	100.00%	<div><div></div></div>	83	129	6	3	0
Overvotes	0			0	0	0	0	0
Undervotes	6			2	4	0	0	0
Contest Totals	227			85	133	6	3	0

Judge, Court of Criminal Appeals, Place 5

Vote For 1

	TOTAL	VOTE %		Election Day	Early Voting	Ballot By Mail	Provisional Ballots	Limited Ballots
REP Scott Walker	172	77.48%	<div><div></div></div>	65	100	4	3	0
DEM Dana Huffman	50	22.52%	<div><div></div></div>	18	30	2	0	0
Total Votes Cast	222	100.00%	<div><div></div></div>	83	130	6	3	0
Overvotes	0			0	0	0	0	0
Undervotes	5			2	3	0	0	0
Contest Totals	227			85	133	6	3	0

PCT 191

Judge, Court of Criminal Appeals, Place 6

Vote For 1

	TOTAL	VOTE %		Election Day	Early Voting	Ballot By Mail	Provisional Ballots	Limited Ballots
REP Jesse F. McClure, III	170	77.27%	<div><div></div></div>	66	97	4	3	0
DEM Robert Johnson	50	22.73%	<div><div></div></div>	16	32	2	0	0
Total Votes Cast	220	100.00%	<div><div></div></div>	82	129	6	3	0
Overvotes	0			0	0	0	0	0
Undervotes	7			3	4	0	0	0
Contest Totals	227			85	133	6	3	0

Member, State Board of Education, District 12 CCD

Vote For 1

	TOTAL	VOTE %		Election Day	Early Voting	Ballot By Mail	Provisional Ballots	Limited Ballots
REP Pam Little	170	76.58%	<div><div></div></div>	63	100	4	3	0
DEM Alex Cornwallis	46	20.72%	<div><div></div></div>	16	28	2	0	0
LIB Christy Mowrey	6	2.70%	<div><div></div></div>	3	3	0	0	0
Write-In Totals	0	0.00%	<div><div></div></div>	0	0	0	0	0
Total Votes Cast	222	100.00%	<div><div></div></div>	82	131	6	3	0
Overvotes	0			0	0	0	0	0
Undervotes	5			3	2	0	0	0
Contest Totals	227			85	133	6	3	0

State Senator, District 8

Vote For 1

	TOTAL	VOTE %		Election Day	Early Voting	Ballot By Mail	Provisional Ballots	Limited Ballots
REP Angela Paxton	169	75.45%	<div><div></div></div>	63	100	4	2	0
DEM Jonathan Cocks	53	23.66%	<div><div></div></div>	19	31	2	1	0
LIB Edward Kless	2	0.89%	<div><div></div></div>	1	1	0	0	0
Total Votes Cast	224	100.00%	<div><div></div></div>	83	132	6	3	0
Overvotes	0			0	0	0	0	0
Undervotes	3			2	1	0	0	0
Contest Totals	227			85	133	6	3	0

Justice, 5th Court of Appeals District, Place 4

Vote For 1

	TOTAL	VOTE %		Election Day	Early Voting	Ballot By Mail	Provisional Ballots	Limited Ballots
REP Emily A. Miskel	169	76.82%	<div><div></div></div>	63	99	4	3	0
DEM Maricela Moore	51	23.18%	<div><div></div></div>	19	30	2	0	0
Total Votes Cast	220	100.00%	<div><div></div></div>	82	129	6	3	0
Overvotes	0			0	0	0	0	0
Undervotes	7			3	4	0	0	0
Contest Totals	227			85	133	6	3	0

PCT 191

Justice, 5th Court of Appeals District, Place 7

Vote For 1

	TOTAL	VOTE %		Election Day	Early Voting	Ballot By Mail	Provisional Ballots	Limited Ballots
REP Kristina Williams	167	75.57%	<div><div></div></div>	63	97	4	3	0
DEM Nancy Kennedy	54	24.43%	<div><div></div></div>	19	33	2	0	0
Total Votes Cast	221	100.00%	<div><div></div></div>	82	130	6	3	0
Overvotes	0			0	0	0	0	0
Undervotes	6			3	3	0	0	0
Contest Totals	227			85	133	6	3	0

County Judge CCD

Vote For 1

	TOTAL	VOTE %		Election Day	Early Voting	Ballot By Mail	Provisional Ballots	Limited Ballots
REP Chris Hill	171	76.68%	<div><div></div></div>	64	100	4	3	0
DEM Joshua Murray	52	23.32%	<div><div></div></div>	19	31	2	0	0
Total Votes Cast	223	100.00%	<div><div></div></div>	83	131	6	3	0
Overvotes	0			0	0	0	0	0
Undervotes	4			2	2	0	0	0
Contest Totals	227			85	133	6	3	0

District Clerk CCD

Vote For 1

	TOTAL	VOTE %		Election Day	Early Voting	Ballot By Mail	Provisional Ballots	Limited Ballots
REP Mike Gould	172	77.48%	<div><div></div></div>	65	100	4	3	0
DEM David Brignac	50	22.52%	<div><div></div></div>	18	30	2	0	0
Total Votes Cast	222	100.00%	<div><div></div></div>	83	130	6	3	0
Overvotes	0			0	0	0	0	0
Undervotes	5			2	3	0	0	0
Contest Totals	227			85	133	6	3	0

Justice of the Peace, Precinct 2

Vote For 1

	TOTAL	VOTE %		Election Day	Early Voting	Ballot By Mail	Provisional Ballots	Limited Ballots
REP Ellen Skinner	170	76.92%	<div><div></div></div>	64	99	4	3	0
DEM Jennifer McKenzie	51	23.08%	<div><div></div></div>	18	31	2	0	0
Total Votes Cast	221	100.00%	<div><div></div></div>	82	130	6	3	0
Overvotes	0			0	0	0	0	0
Undervotes	6			3	3	0	0	0
Contest Totals	227			85	133	6	3	0

PCT 192

U. S. Representative District 3

Vote For 1

	TOTAL	VOTE %		Election Day	Early Voting	Ballot By Mail	Provisional Ballots	Limited Ballots
REP Keith Self	1,370	75.69%	<div><div></div></div>	519	821	19	11	0
DEM Sandeep Srivastava	398	21.99%	<div><div></div></div>	123	261	9	5	0
LIB Christopher Claytor	42	2.32%	<div><div></div></div>	24	18	0	0	0
Total Votes Cast	1,810	100.00%	<div><div></div></div>	666	1,100	28	16	0
Overvotes	0			0	0	0	0	0
Undervotes	31			14	17	0	0	0
Contest Totals	1,841			680	1,117	28	16	0

Governor

Vote For 1

	TOTAL	VOTE %		Election Day	Early Voting	Ballot By Mail	Provisional Ballots	Limited Ballots
REP Greg Abbott	1,380	75.20%	<div><div></div></div>	526	823	20	11	0
DEM Beto O'Rourke	436	23.76%	<div><div></div></div>	142	281	8	5	0
LIB Mark Tippetts	12	0.65%	<div><div></div></div>	7	5	0	0	0
GRN Delilah Barrios	4	0.22%	<div><div></div></div>	0	4	0	0	0
Write-In Totals	3	0.16%	<div><div></div></div>	2	1	0	0	0
Total Votes Cast	1,835	100.00%	<div><div></div></div>	677	1,114	28	16	0
Overvotes	0			0	0	0	0	0
Undervotes	6			3	3	0	0	0
Contest Totals	1,841			680	1,117	28	16	0

Lieutenant Governor

Vote For 1

	TOTAL	VOTE %		Election Day	Early Voting	Ballot By Mail	Provisional Ballots	Limited Ballots
REP Dan Patrick	1,353	74.46%	<div><div></div></div>	514	809	19	11	0
DEM Mike Collier	424	23.34%	<div><div></div></div>	130	280	9	5	0
LIB Shanna Steele	40	2.20%	<div><div></div></div>	24	16	0	0	0
Total Votes Cast	1,817	100.00%	<div><div></div></div>	668	1,105	28	16	0
Overvotes	0			0	0	0	0	0
Undervotes	24			12	12	0	0	0
Contest Totals	1,841			680	1,117	28	16	0

Attorney General

Vote For 1

	TOTAL	VOTE %		Election Day	Early Voting	Ballot By Mail	Provisional Ballots	Limited Ballots
REP Ken Paxton	1,342	74.02%	<div><div></div></div>	508	806	18	10	0
DEM Rochelle Mercedes Garza	410	22.61%	<div><div></div></div>	129	268	9	4	0
LIB Mark Ash	61	3.36%	<div><div></div></div>	30	29	1	1	0
Total Votes Cast	1,813	100.00%	<div><div></div></div>	667	1,103	28	15	0
Overvotes	0			0	0	0	0	0
Undervotes	28			13	14	0	1	0
Contest Totals	1,841			680	1,117	28	16	0

PCT 192

Comptroller of Public Accounts

Vote For 1

	TOTAL	VOTE %		Election Day	Early Voting	Ballot By Mail	Provisional Ballots	Limited Ballots
REP Glenn Hegar	1,361	75.86%	<div><div></div></div>	517	815	19	10	0
DEM Janet T. Dudding	392	21.85%	<div><div></div></div>	118	261	9	4	0
LIB V. Alonzo Echevarria-Garza	41	2.29%	<div><div></div></div>	24	16	0	1	0
Total Votes Cast	1,794	100.00%	<div><div></div></div>	659	1,092	28	15	0
Overvotes	0			0	0	0	0	0
Undervotes	47			21	25	0	1	0
Contest Totals	1,841			680	1,117	28	16	0

Commissioner of the General Land Office

Vote For 1

	TOTAL	VOTE %		Election Day	Early Voting	Ballot By Mail	Provisional Ballots	Limited Ballots
REP Dawn Buckingham	1,373	76.70%	<div><div></div></div>	527	817	19	10	0
DEM Jay Kleberg	390	21.79%	<div><div></div></div>	123	254	9	4	0
GRN Alfred Molison, Jr	26	1.45%	<div><div></div></div>	8	17	0	1	0
Write-In Totals	1	0.06%	<div><div></div></div>	1	0	0	0	0
Total Votes Cast	1,790	100.00%	<div><div></div></div>	659	1,088	28	15	0
Overvotes	0			0	0	0	0	0
Undervotes	51			21	29	0	1	0
Contest Totals	1,841			680	1,117	28	16	0

Commissioner of Agriculture

Vote For 1

	TOTAL	VOTE %		Election Day	Early Voting	Ballot By Mail	Provisional Ballots	Limited Ballots
REP Sid Miller	1,370	76.49%	<div><div></div></div>	524	817	19	10	0
DEM Susan Hays	421	23.51%	<div><div></div></div>	136	271	9	5	0
Total Votes Cast	1,791	100.00%	<div><div></div></div>	660	1,088	28	15	0
Overvotes	0			0	0	0	0	0
Undervotes	50			20	29	0	1	0
Contest Totals	1,841			680	1,117	28	16	0

Railroad Commissioner

Vote For 1

	TOTAL	VOTE %		Election Day	Early Voting	Ballot By Mail	Provisional Ballots	Limited Ballots
REP Wayne Christian	1,350	75.25%	<div><div></div></div>	510	811	19	10	0
DEM Luke Warford	377	21.01%	<div><div></div></div>	116	248	9	4	0
LIB Jaime Andres Diez	46	2.56%	<div><div></div></div>	27	19	0	0	0
GRN Hunter Wayne Crow	21	1.17%	<div><div></div></div>	7	13	0	1	0
Total Votes Cast	1,794	100.00%	<div><div></div></div>	660	1,091	28	15	0
Overvotes	0			0	0	0	0	0
Undervotes	47			20	26	0	1	0
Contest Totals	1,841			680	1,117	28	16	0

PCT 192

Justice, Supreme Court, Place 3

Vote For 1

	TOTAL	VOTE %		Election Day	Early Voting	Ballot By Mail	Provisional Ballots	Limited Ballots
REP Debra Lehrmann	1,358	75.70%	<div><div></div></div>	519	810	19	10	0
DEM Erin A. Nowell	398	22.19%	<div><div></div></div>	120	265	9	4	0
LIB Thomas Edward Oxford	38	2.12%	<div><div></div></div>	22	15	0	1	0
Total Votes Cast	1,794	100.00%	<div><div></div></div>	661	1,090	28	15	0
Overvotes	0			0	0	0	0	0
Undervotes	47			19	27	0	1	0
Contest Totals	1,841			680	1,117	28	16	0

Justice, Supreme Court, Place 5

Vote For 1

	TOTAL	VOTE %		Election Day	Early Voting	Ballot By Mail	Provisional Ballots	Limited Ballots
REP Rebeca Huddle	1,377	77.19%	<div><div></div></div>	534	814	19	10	0
DEM Amanda Reichel	407	22.81%	<div><div></div></div>	125	268	9	5	0
Total Votes Cast	1,784	100.00%	<div><div></div></div>	659	1,082	28	15	0
Overvotes	0			0	0	0	0	0
Undervotes	57			21	35	0	1	0
Contest Totals	1,841			680	1,117	28	16	0

Justice, Supreme Court, Place 9

Vote For 1

	TOTAL	VOTE %		Election Day	Early Voting	Ballot By Mail	Provisional Ballots	Limited Ballots
REP Evan Young	1,367	76.45%	<div><div></div></div>	526	812	19	10	0
DEM Julia Maldonado	421	23.55%	<div><div></div></div>	131	276	9	5	0
Total Votes Cast	1,788	100.00%	<div><div></div></div>	657	1,088	28	15	0
Overvotes	0			0	0	0	0	0
Undervotes	53			23	29	0	1	0
Contest Totals	1,841			680	1,117	28	16	0

Judge, Court of Criminal Appeals, Place 5

Vote For 1

	TOTAL	VOTE %		Election Day	Early Voting	Ballot By Mail	Provisional Ballots	Limited Ballots
REP Scott Walker	1,365	76.60%	<div><div></div></div>	525	811	19	10	0
DEM Dana Huffman	417	23.40%	<div><div></div></div>	130	273	9	5	0
Total Votes Cast	1,782	100.00%	<div><div></div></div>	655	1,084	28	15	0
Overvotes	0			0	0	0	0	0
Undervotes	59			25	33	0	1	0
Contest Totals	1,841			680	1,117	28	16	0

PCT 192

Judge, Court of Criminal Appeals, Place 6

Vote For 1

	TOTAL	VOTE %		Election Day	Early Voting	Ballot By Mail	Provisional Ballots	Limited Ballots
REP Jesse F. McClure, III	1,367	76.80%	<div><div></div></div>	529	809	19	10	0
DEM Robert Johnson	413	23.20%	<div><div></div></div>	128	271	9	5	0
Total Votes Cast	1,780	100.00%	<div><div></div></div>	657	1,080	28	15	0
Overvotes	0			0	0	0	0	0
Undervotes	61			23	37	0	1	0
Contest Totals	1,841			680	1,117	28	16	0

Member, State Board of Education, District 12 CCD

Vote For 1

	TOTAL	VOTE %		Election Day	Early Voting	Ballot By Mail	Provisional Ballots	Limited Ballots
REP Pam Little	1,339	74.89%	<div><div></div></div>	508	801	19	11	0
DEM Alex Cornwallis	390	21.81%	<div><div></div></div>	120	257	9	4	0
LIB Christy Mowrey	56	3.13%	<div><div></div></div>	30	26	0	0	0
Write-In Totals	3	0.17%	<div><div></div></div>	1	1	0	1	0
Total Votes Cast	1,788	100.00%	<div><div></div></div>	659	1,085	28	16	0
Overvotes	0			0	0	0	0	0
Undervotes	53			21	32	0	0	0
Contest Totals	1,841			680	1,117	28	16	0

State Senator, District 8

Vote For 1

	TOTAL	VOTE %		Election Day	Early Voting	Ballot By Mail	Provisional Ballots	Limited Ballots
REP Angela Paxton	1,336	75.01%	<div><div></div></div>	512	796	18	10	0
DEM Jonathan Cocks	396	22.23%	<div><div></div></div>	118	264	9	5	0
LIB Edward Kless	49	2.75%	<div><div></div></div>	27	21	1	0	0
Total Votes Cast	1,781	100.00%	<div><div></div></div>	657	1,081	28	15	0
Overvotes	0			0	0	0	0	0
Undervotes	60			23	36	0	1	0
Contest Totals	1,841			680	1,117	28	16	0

Justice, 5th Court of Appeals District, Place 4

Vote For 1

	TOTAL	VOTE %		Election Day	Early Voting	Ballot By Mail	Provisional Ballots	Limited Ballots
REP Emily A. Miskel	1,361	76.89%	<div><div></div></div>	523	809	19	10	0
DEM Maricela Moore	409	23.11%	<div><div></div></div>	129	266	9	5	0
Total Votes Cast	1,770	100.00%	<div><div></div></div>	652	1,075	28	15	0
Overvotes	0			0	0	0	0	0
Undervotes	71			28	42	0	1	0
Contest Totals	1,841			680	1,117	28	16	0

PCT 192

Justice, 5th Court of Appeals District, Place 7

Vote For 1

	TOTAL	VOTE %		Election Day	Early Voting	Ballot By Mail	Provisional Ballots	Limited Ballots
REP Kristina Williams	1,360	76.53%	<div><div></div></div>	521	810	19	10	0
DEM Nancy Kennedy	417	23.47%	<div><div></div></div>	133	270	9	5	0
Total Votes Cast	1,777	100.00%	<div><div></div></div>	654	1,080	28	15	0
Overvotes	0			0	0	0	0	0
Undervotes	64			26	37	0	1	0
Contest Totals	1,841			680	1,117	28	16	0

County Judge CCD

Vote For 1

	TOTAL	VOTE %		Election Day	Early Voting	Ballot By Mail	Provisional Ballots	Limited Ballots
REP Chris Hill	1,359	75.79%	<div><div></div></div>	526	803	19	11	0
DEM Joshua Murray	434	24.21%	<div><div></div></div>	134	286	9	5	0
Total Votes Cast	1,793	100.00%	<div><div></div></div>	660	1,089	28	16	0
Overvotes	0			0	0	0	0	0
Undervotes	48			20	28	0	0	0
Contest Totals	1,841			680	1,117	28	16	0

District Clerk CCD

Vote For 1

	TOTAL	VOTE %		Election Day	Early Voting	Ballot By Mail	Provisional Ballots	Limited Ballots
REP Mike Gould	1,370	77.05%	<div><div></div></div>	530	810	19	11	0
DEM David Brignac	408	22.95%	<div><div></div></div>	127	267	9	5	0
Total Votes Cast	1,778	100.00%	<div><div></div></div>	657	1,077	28	16	0
Overvotes	0			0	0	0	0	0
Undervotes	63			23	40	0	0	0
Contest Totals	1,841			680	1,117	28	16	0

Justice of the Peace, Precinct 2

Vote For 1

	TOTAL	VOTE %		Election Day	Early Voting	Ballot By Mail	Provisional Ballots	Limited Ballots
REP Ellen Skinner	1,364	76.50%	<div><div></div></div>	524	810	19	11	0
DEM Jennifer McKenzie	419	23.50%	<div><div></div></div>	134	271	9	5	0
Total Votes Cast	1,783	100.00%	<div><div></div></div>	658	1,081	28	16	0
Overvotes	0			0	0	0	0	0
Undervotes	58			22	36	0	0	0
Contest Totals	1,841			680	1,117	28	16	0

PCT 193

U. S. Representative District 3

Vote For 1

	TOTAL	VOTE %		Election Day	Early Voting	Ballot By Mail	Provisional Ballots	Limited Ballots
REP Keith Self	455	77.25%	<div><div></div></div>	162	290	3	0	0
DEM Sandeep Srivastava	120	20.37%	<div><div></div></div>	19	98	3	0	0
LIB Christopher Claytor	14	2.38%	<div><div></div></div>	6	8	0	0	0
Total Votes Cast	589	100.00%	<div><div></div></div>	187	396	6	0	0
Overvotes	0			0	0	0	0	0
Undervotes	15			6	8	1	0	0
Contest Totals	604			193	404	7	0	0

Governor

Vote For 1

	TOTAL	VOTE %		Election Day	Early Voting	Ballot By Mail	Provisional Ballots	Limited Ballots
REP Greg Abbott	461	76.32%	<div><div></div></div>	165	292	4	0	0
DEM Beto O'Rourke	137	22.68%	<div><div></div></div>	27	107	3	0	0
LIB Mark Tippetts	5	0.83%	<div><div></div></div>	1	4	0	0	0
GRN Delilah Barrios	0	0.00%	<div><div></div></div>	0	0	0	0	0
Write-In Totals	1	0.17%	<div><div></div></div>	0	1	0	0	0
Total Votes Cast	604	100.00%	<div><div></div></div>	193	404	7	0	0
Overvotes	0			0	0	0	0	0
Undervotes	0			0	0	0	0	0
Contest Totals	604			193	404	7	0	0

Lieutenant Governor

Vote For 1

	TOTAL	VOTE %		Election Day	Early Voting	Ballot By Mail	Provisional Ballots	Limited Ballots
REP Dan Patrick	449	75.46%	<div><div></div></div>	158	287	4	0	0
DEM Mike Collier	136	22.86%	<div><div></div></div>	28	105	3	0	0
LIB Shanna Steele	10	1.68%	<div><div></div></div>	2	8	0	0	0
Total Votes Cast	595	100.00%	<div><div></div></div>	188	400	7	0	0
Overvotes	0			0	0	0	0	0
Undervotes	9			5	4	0	0	0
Contest Totals	604			193	404	7	0	0

Attorney General

Vote For 1

	TOTAL	VOTE %		Election Day	Early Voting	Ballot By Mail	Provisional Ballots	Limited Ballots
REP Ken Paxton	443	74.45%	<div><div></div></div>	160	279	4	0	0
DEM Rochelle Mercedes Garza	128	21.51%	<div><div></div></div>	24	101	3	0	0
LIB Mark Ash	24	4.03%	<div><div></div></div>	5	19	0	0	0
Total Votes Cast	595	100.00%	<div><div></div></div>	189	399	7	0	0
Overvotes	0			0	0	0	0	0
Undervotes	9			4	5	0	0	0
Contest Totals	604			193	404	7	0	0

PCT 193

Comptroller of Public Accounts

Vote For 1

	TOTAL	VOTE %		Election Day	Early Voting	Ballot By Mail	Provisional Ballots	Limited Ballots
REP Glenn Hegar	463	78.08%	<div><div></div></div>	163	297	3	0	0
DEM Janet T. Dudding	117	19.73%	<div><div></div></div>	22	92	3	0	0
LIB V. Alonzo Echevarria-Garza	13	2.19%	<div><div></div></div>	3	10	0	0	0
Total Votes Cast	593	100.00%	<div><div></div></div>	188	399	6	0	0
Overvotes	0			0	0	0	0	0
Undervotes	11			5	5	1	0	0
Contest Totals	604			193	404	7	0	0

Commissioner of the General Land Office

Vote For 1

	TOTAL	VOTE %		Election Day	Early Voting	Ballot By Mail	Provisional Ballots	Limited Ballots
REP Dawn Buckingham	455	77.25%	<div><div></div></div>	160	292	3	0	0
DEM Jay Kleberg	128	21.73%	<div><div></div></div>	24	101	3	0	0
GRN Alfred Molison, Jr	6	1.02%	<div><div></div></div>	3	3	0	0	0
Write-In Totals	0	0.00%	<div><div></div></div>	0	0	0	0	0
Total Votes Cast	589	100.00%	<div><div></div></div>	187	396	6	0	0
Overvotes	0			0	0	0	0	0
Undervotes	15			6	8	1	0	0
Contest Totals	604			193	404	7	0	0

Commissioner of Agriculture

Vote For 1

	TOTAL	VOTE %		Election Day	Early Voting	Ballot By Mail	Provisional Ballots	Limited Ballots
REP Sid Miller	458	77.50%	<div><div></div></div>	161	294	3	0	0
DEM Susan Hays	133	22.50%	<div><div></div></div>	26	104	3	0	0
Total Votes Cast	591	100.00%	<div><div></div></div>	187	398	6	0	0
Overvotes	0			0	0	0	0	0
Undervotes	13			6	6	1	0	0
Contest Totals	604			193	404	7	0	0

Railroad Commissioner

Vote For 1

	TOTAL	VOTE %		Election Day	Early Voting	Ballot By Mail	Provisional Ballots	Limited Ballots
REP Wayne Christian	455	77.38%	<div><div></div></div>	159	293	3	0	0
DEM Luke Warford	118	20.07%	<div><div></div></div>	21	94	3	0	0
LIB Jaime Andres Diez	13	2.21%	<div><div></div></div>	5	8	0	0	0
GRN Hunter Wayne Crow	2	0.34%	<div><div></div></div>	0	2	0	0	0
Total Votes Cast	588	100.00%	<div><div></div></div>	185	397	6	0	0
Overvotes	0			0	0	0	0	0
Undervotes	16			8	7	1	0	0
Contest Totals	604			193	404	7	0	0

PCT 193

Justice, Supreme Court, Place 3

Vote For 1

	TOTAL	VOTE %		Election Day	Early Voting	Ballot By Mail	Provisional Ballots	Limited Ballots
REP Debra Lehrmann	450	76.92%	<div><div></div></div>	155	292	3	0	0
DEM Erin A. Nowell	122	20.85%	<div><div></div></div>	21	98	3	0	0
LIB Thomas Edward Oxford	13	2.22%	<div><div></div></div>	8	5	0	0	0
Total Votes Cast	585	100.00%	<div><div></div></div>	184	395	6	0	0
Overvotes	0			0	0	0	0	0
Undervotes	19			9	9	1	0	0
Contest Totals	604			193	404	7	0	0

Justice, Supreme Court, Place 5

Vote For 1

	TOTAL	VOTE %		Election Day	Early Voting	Ballot By Mail	Provisional Ballots	Limited Ballots
REP Rebeca Huddle	461	79.21%	<div><div></div></div>	163	295	3	0	0
DEM Amanda Reichel	121	20.79%	<div><div></div></div>	20	99	2	0	0
Total Votes Cast	582	100.00%	<div><div></div></div>	183	394	5	0	0
Overvotes	0			0	0	0	0	0
Undervotes	22			10	10	2	0	0
Contest Totals	604			193	404	7	0	0

Justice, Supreme Court, Place 9

Vote For 1

	TOTAL	VOTE %		Election Day	Early Voting	Ballot By Mail	Provisional Ballots	Limited Ballots
REP Evan Young	455	78.72%	<div><div></div></div>	159	293	3	0	0
DEM Julia Maldonado	123	21.28%	<div><div></div></div>	24	96	3	0	0
Total Votes Cast	578	100.00%	<div><div></div></div>	183	389	6	0	0
Overvotes	0			0	0	0	0	0
Undervotes	26			10	15	1	0	0
Contest Totals	604			193	404	7	0	0

Judge, Court of Criminal Appeals, Place 5

Vote For 1

	TOTAL	VOTE %		Election Day	Early Voting	Ballot By Mail	Provisional Ballots	Limited Ballots
REP Scott Walker	450	77.72%	<div><div></div></div>	159	288	3	0	0
DEM Dana Huffman	129	22.28%	<div><div></div></div>	23	103	3	0	0
Total Votes Cast	579	100.00%	<div><div></div></div>	182	391	6	0	0
Overvotes	0			0	0	0	0	0
Undervotes	25			11	13	1	0	0
Contest Totals	604			193	404	7	0	0

PCT 193

Judge, Court of Criminal Appeals, Place 6

Vote For 1

	TOTAL	VOTE %		Election Day	Early Voting	Ballot By Mail	Provisional Ballots	Limited Ballots
REP Jesse F. McClure, III	456	78.62%	<div><div></div></div>	160	293	3	0	0
DEM Robert Johnson	124	21.38%	<div><div></div></div>	21	100	3	0	0
Total Votes Cast	580	100.00%	<div><div></div></div>	181	393	6	0	0
Overvotes	0			0	0	0	0	0
Undervotes	24			12	11	1	0	0
Contest Totals	604			193	404	7	0	0

Member, State Board of Education, District 12 CCD

Vote For 1

	TOTAL	VOTE %		Election Day	Early Voting	Ballot By Mail	Provisional Ballots	Limited Ballots
REP Pam Little	448	76.45%	<div><div></div></div>	153	292	3	0	0
DEM Alex Cornwallis	116	19.80%	<div><div></div></div>	23	90	3	0	0
LIB Christy Mowrey	21	3.58%	<div><div></div></div>	9	12	0	0	0
Write-In Totals	1	0.17%	<div><div></div></div>	0	1	0	0	0
Total Votes Cast	586	100.00%	<div><div></div></div>	185	395	6	0	0
Overvotes	0			0	0	0	0	0
Undervotes	18			8	9	1	0	0
Contest Totals	604			193	404	7	0	0

State Senator, District 8

Vote For 1

	TOTAL	VOTE %		Election Day	Early Voting	Ballot By Mail	Provisional Ballots	Limited Ballots
REP Angela Paxton	441	75.26%	<div><div></div></div>	157	281	3	0	0
DEM Jonathan Cocks	127	21.67%	<div><div></div></div>	23	101	3	0	0
LIB Edward Kless	18	3.07%	<div><div></div></div>	6	12	0	0	0
Total Votes Cast	586	100.00%	<div><div></div></div>	186	394	6	0	0
Overvotes	0			0	0	0	0	0
Undervotes	18			7	10	1	0	0
Contest Totals	604			193	404	7	0	0

Justice, 5th Court of Appeals District, Place 4

Vote For 1

	TOTAL	VOTE %		Election Day	Early Voting	Ballot By Mail	Provisional Ballots	Limited Ballots
REP Emily A. Miskel	454	77.87%	<div><div></div></div>	159	292	3	0	0
DEM Maricela Moore	129	22.13%	<div><div></div></div>	26	100	3	0	0
Total Votes Cast	583	100.00%	<div><div></div></div>	185	392	6	0	0
Overvotes	0			0	0	0	0	0
Undervotes	21			8	12	1	0	0
Contest Totals	604			193	404	7	0	0

PCT 193

Justice, 5th Court of Appeals District, Place 7

Vote For 1

	TOTAL	VOTE %		Election Day	Early Voting	Ballot By Mail	Provisional Ballots	Limited Ballots
REP Kristina Williams	458	78.69%	<div><div></div></div>	163	292	3	0	0
DEM Nancy Kennedy	124	21.31%	<div><div></div></div>	21	100	3	0	0
Total Votes Cast	582	100.00%	<div><div></div></div>	184	392	6	0	0
Overvotes	0			0	0	0	0	0
Undervotes	22			9	12	1	0	0
Contest Totals	604			193	404	7	0	0

County Judge CCD

Vote For 1

	TOTAL	VOTE %		Election Day	Early Voting	Ballot By Mail	Provisional Ballots	Limited Ballots
REP Chris Hill	457	78.39%	<div><div></div></div>	162	291	4	0	0
DEM Joshua Murray	126	21.61%	<div><div></div></div>	21	102	3	0	0
Total Votes Cast	583	100.00%	<div><div></div></div>	183	393	7	0	0
Overvotes	0			0	0	0	0	0
Undervotes	21			10	11	0	0	0
Contest Totals	604			193	404	7	0	0

District Clerk CCD

Vote For 1

	TOTAL	VOTE %		Election Day	Early Voting	Ballot By Mail	Provisional Ballots	Limited Ballots
REP Mike Gould	453	77.97%	<div><div></div></div>	159	291	3	0	0
DEM David Brignac	128	22.03%	<div><div></div></div>	22	103	3	0	0
Total Votes Cast	581	100.00%	<div><div></div></div>	181	394	6	0	0
Overvotes	0			0	0	0	0	0
Undervotes	23			12	10	1	0	0
Contest Totals	604			193	404	7	0	0

Justice of the Peace, Precinct 2

Vote For 1

	TOTAL	VOTE %		Election Day	Early Voting	Ballot By Mail	Provisional Ballots	Limited Ballots
REP Ellen Skinner	461	78.40%	<div><div></div></div>	162	296	3	0	0
DEM Jennifer McKenzie	127	21.60%	<div><div></div></div>	25	99	3	0	0
Total Votes Cast	588	100.00%	<div><div></div></div>	187	395	6	0	0
Overvotes	0			0	0	0	0	0
Undervotes	16			6	9	1	0	0
Contest Totals	604			193	404	7	0	0

PCT 194

U. S. Representative District 3

Vote For 1

	TOTAL	VOTE %		Election Day	Early Voting	Ballot By Mail	Provisional Ballots	Limited Ballots
REP Keith Self	15	88.24%	<div><div></div></div>	9	6	0	0	0
DEM Sandeep Srivastava	2	11.76%	<div><div></div></div>	2	0	0	0	0
LIB Christopher Claytor	0	0.00%	<div><div></div></div>	0	0	0	0	0
Total Votes Cast	17	100.00%	<div><div></div></div>	11	6	0	0	0
Overvotes	0			0	0	0	0	0
Undervotes	0			0	0	0	0	0
Contest Totals	17			11	6	0	0	0

Governor

Vote For 1

	TOTAL	VOTE %		Election Day	Early Voting	Ballot By Mail	Provisional Ballots	Limited Ballots
REP Greg Abbott	14	82.35%	<div><div></div></div>	9	5	0	0	0
DEM Beto O'Rourke	3	17.65%	<div><div></div></div>	2	1	0	0	0
LIB Mark Tippetts	0	0.00%	<div><div></div></div>	0	0	0	0	0
GRN Delilah Barrios	0	0.00%	<div><div></div></div>	0	0	0	0	0
Write-In Totals	0	0.00%	<div><div></div></div>	0	0	0	0	0
Total Votes Cast	17	100.00%	<div><div></div></div>	11	6	0	0	0
Overvotes	0			0	0	0	0	0
Undervotes	0			0	0	0	0	0
Contest Totals	17			11	6	0	0	0

Lieutenant Governor

Vote For 1

	TOTAL	VOTE %		Election Day	Early Voting	Ballot By Mail	Provisional Ballots	Limited Ballots
REP Dan Patrick	15	88.24%	<div><div></div></div>	9	6	0	0	0
DEM Mike Collier	2	11.76%	<div><div></div></div>	2	0	0	0	0
LIB Shanna Steele	0	0.00%	<div><div></div></div>	0	0	0	0	0
Total Votes Cast	17	100.00%	<div><div></div></div>	11	6	0	0	0
Overvotes	0			0	0	0	0	0
Undervotes	0			0	0	0	0	0
Contest Totals	17			11	6	0	0	0

Attorney General

Vote For 1

	TOTAL	VOTE %		Election Day	Early Voting	Ballot By Mail	Provisional Ballots	Limited Ballots
REP Ken Paxton	15	88.24%	<div><div></div></div>	9	6	0	0	0
DEM Rochelle Mercedes Garza	2	11.76%	<div><div></div></div>	2	0	0	0	0
LIB Mark Ash	0	0.00%	<div><div></div></div>	0	0	0	0	0
Total Votes Cast	17	100.00%	<div><div></div></div>	11	6	0	0	0
Overvotes	0			0	0	0	0	0
Undervotes	0			0	0	0	0	0
Contest Totals	17			11	6	0	0	0

PCT 194

Comptroller of Public Accounts

Vote For 1

	TOTAL	VOTE %		Election Day	Early Voting	Ballot By Mail	Provisional Ballots	Limited Ballots
REP Glenn Hegar	15	88.24%	<div><div></div></div>	9	6	0	0	0
DEM Janet T. Dudding	2	11.76%	<div><div></div></div>	2	0	0	0	0
LIB V. Alonzo Echevarria-Garza	0	0.00%	<div><div></div></div>	0	0	0	0	0
Total Votes Cast	17	100.00%	<div><div></div></div>	11	6	0	0	0
Overvotes	0			0	0	0	0	0
Undervotes	0			0	0	0	0	0
Contest Totals	17			11	6	0	0	0

Commissioner of the General Land Office

Vote For 1

	TOTAL	VOTE %		Election Day	Early Voting	Ballot By Mail	Provisional Ballots	Limited Ballots
REP Dawn Buckingham	15	88.24%	<div><div></div></div>	9	6	0	0	0
DEM Jay Kleberg	2	11.76%	<div><div></div></div>	2	0	0	0	0
GRN Alfred Molison, Jr	0	0.00%	<div><div></div></div>	0	0	0	0	0
Write-In Totals	0	0.00%	<div><div></div></div>	0	0	0	0	0
Total Votes Cast	17	100.00%	<div><div></div></div>	11	6	0	0	0
Overvotes	0			0	0	0	0	0
Undervotes	0			0	0	0	0	0
Contest Totals	17			11	6	0	0	0

Commissioner of Agriculture

Vote For 1

	TOTAL	VOTE %		Election Day	Early Voting	Ballot By Mail	Provisional Ballots	Limited Ballots
REP Sid Miller	15	88.24%	<div><div></div></div>	9	6	0	0	0
DEM Susan Hays	2	11.76%	<div><div></div></div>	2	0	0	0	0
Total Votes Cast	17	100.00%	<div><div></div></div>	11	6	0	0	0
Overvotes	0			0	0	0	0	0
Undervotes	0			0	0	0	0	0
Contest Totals	17			11	6	0	0	0

Railroad Commissioner

Vote For 1

	TOTAL	VOTE %		Election Day	Early Voting	Ballot By Mail	Provisional Ballots	Limited Ballots
REP Wayne Christian	15	88.24%	<div><div></div></div>	9	6	0	0	0
DEM Luke Warford	2	11.76%	<div><div></div></div>	2	0	0	0	0
LIB Jaime Andres Diez	0	0.00%	<div><div></div></div>	0	0	0	0	0
GRN Hunter Wayne Crow	0	0.00%	<div><div></div></div>	0	0	0	0	0
Total Votes Cast	17	100.00%	<div><div></div></div>	11	6	0	0	0
Overvotes	0			0	0	0	0	0
Undervotes	0			0	0	0	0	0
Contest Totals	17			11	6	0	0	0

PCT 194

Justice, Supreme Court, Place 3

Vote For 1

	TOTAL	VOTE %		Election Day	Early Voting	Ballot By Mail	Provisional Ballots	Limited Ballots
REP Debra Lehrmann	15	88.24%	<div><div></div></div>	9	6	0	0	0
DEM Erin A. Nowell	2	11.76%	<div><div></div></div>	2	0	0	0	0
LIB Thomas Edward Oxford	0	0.00%	<div><div></div></div>	0	0	0	0	0
Total Votes Cast	17	100.00%	<div><div></div></div>	11	6	0	0	0
Overvotes	0			0	0	0	0	0
Undervotes	0			0	0	0	0	0
Contest Totals	17			11	6	0	0	0

Justice, Supreme Court, Place 5

Vote For 1

	TOTAL	VOTE %		Election Day	Early Voting	Ballot By Mail	Provisional Ballots	Limited Ballots
REP Rebeca Huddle	15	88.24%	<div><div></div></div>	9	6	0	0	0
DEM Amanda Reichel	2	11.76%	<div><div></div></div>	2	0	0	0	0
Total Votes Cast	17	100.00%	<div><div></div></div>	11	6	0	0	0
Overvotes	0			0	0	0	0	0
Undervotes	0			0	0	0	0	0
Contest Totals	17			11	6	0	0	0

Justice, Supreme Court, Place 9

Vote For 1

	TOTAL	VOTE %		Election Day	Early Voting	Ballot By Mail	Provisional Ballots	Limited Ballots
REP Evan Young	15	88.24%	<div><div></div></div>	9	6	0	0	0
DEM Julia Maldonado	2	11.76%	<div><div></div></div>	2	0	0	0	0
Total Votes Cast	17	100.00%	<div><div></div></div>	11	6	0	0	0
Overvotes	0			0	0	0	0	0
Undervotes	0			0	0	0	0	0
Contest Totals	17			11	6	0	0	0

Judge, Court of Criminal Appeals, Place 5

Vote For 1

	TOTAL	VOTE %		Election Day	Early Voting	Ballot By Mail	Provisional Ballots	Limited Ballots
REP Scott Walker	14	87.50%	<div><div></div></div>	9	5	0	0	0
DEM Dana Huffman	2	12.50%	<div><div></div></div>	2	0	0	0	0
Total Votes Cast	16	100.00%	<div><div></div></div>	11	5	0	0	0
Overvotes	0			0	0	0	0	0
Undervotes	1			0	1	0	0	0
Contest Totals	17			11	6	0	0	0

PCT 194

Judge, Court of Criminal Appeals, Place 6

Vote For 1

	TOTAL	VOTE %		Election Day	Early Voting	Ballot By Mail	Provisional Ballots	Limited Ballots
REP Jesse F. McClure, III	14	87.50%	<div><div></div></div>	9	5	0	0	0
DEM Robert Johnson	2	12.50%	<div><div></div></div>	2	0	0	0	0
Total Votes Cast	16	100.00%	<div><div></div></div>	11	5	0	0	0
Overvotes	0			0	0	0	0	0
Undervotes	1			0	1	0	0	0
Contest Totals	17			11	6	0	0	0

Member, State Board of Education, District 12 CCD

Vote For 1

	TOTAL	VOTE %		Election Day	Early Voting	Ballot By Mail	Provisional Ballots	Limited Ballots
REP Pam Little	13	86.67%	<div><div></div></div>	9	4	0	0	0
DEM Alex Cornwallis	2	13.33%	<div><div></div></div>	2	0	0	0	0
LIB Christy Mowrey	0	0.00%	<div><div></div></div>	0	0	0	0	0
Write-In Totals	0	0.00%	<div><div></div></div>	0	0	0	0	0
Total Votes Cast	15	100.00%	<div><div></div></div>	11	4	0	0	0
Overvotes	0			0	0	0	0	0
Undervotes	2			0	2	0	0	0
Contest Totals	17			11	6	0	0	0

State Senator, District 8

Vote For 1

	TOTAL	VOTE %		Election Day	Early Voting	Ballot By Mail	Provisional Ballots	Limited Ballots
REP Angela Paxton	14	87.50%	<div><div></div></div>	9	5	0	0	0
DEM Jonathan Cocks	2	12.50%	<div><div></div></div>	2	0	0	0	0
LIB Edward Kless	0	0.00%	<div><div></div></div>	0	0	0	0	0
Total Votes Cast	16	100.00%	<div><div></div></div>	11	5	0	0	0
Overvotes	0			0	0	0	0	0
Undervotes	1			0	1	0	0	0
Contest Totals	17			11	6	0	0	0

Justice, 5th Court of Appeals District, Place 4

Vote For 1

	TOTAL	VOTE %		Election Day	Early Voting	Ballot By Mail	Provisional Ballots	Limited Ballots
REP Emily A. Miskel	13	86.67%	<div><div></div></div>	9	4	0	0	0
DEM Maricela Moore	2	13.33%	<div><div></div></div>	2	0	0	0	0
Total Votes Cast	15	100.00%	<div><div></div></div>	11	4	0	0	0
Overvotes	0			0	0	0	0	0
Undervotes	2			0	2	0	0	0
Contest Totals	17			11	6	0	0	0

PCT 194

Justice, 5th Court of Appeals District, Place 7

Vote For 1

	TOTAL	VOTE %		Election Day	Early Voting	Ballot By Mail	Provisional Ballots	Limited Ballots
REP Kristina Williams	14	87.50%	<div><div></div></div>	9	5	0	0	0
DEM Nancy Kennedy	2	12.50%	<div><div></div></div>	2	0	0	0	0
Total Votes Cast	16	100.00%	<div><div></div></div>	11	5	0	0	0
Overvotes	0			0	0	0	0	0
Undervotes	1			0	1	0	0	0
Contest Totals	17			11	6	0	0	0

County Judge CCD

Vote For 1

	TOTAL	VOTE %		Election Day	Early Voting	Ballot By Mail	Provisional Ballots	Limited Ballots
REP Chris Hill	13	86.67%	<div><div></div></div>	8	5	0	0	0
DEM Joshua Murray	2	13.33%	<div><div></div></div>	2	0	0	0	0
Total Votes Cast	15	100.00%	<div><div></div></div>	10	5	0	0	0
Overvotes	0			0	0	0	0	0
Undervotes	2			1	1	0	0	0
Contest Totals	17			11	6	0	0	0

District Clerk CCD

Vote For 1

	TOTAL	VOTE %		Election Day	Early Voting	Ballot By Mail	Provisional Ballots	Limited Ballots
REP Mike Gould	14	87.50%	<div><div></div></div>	9	5	0	0	0
DEM David Brignac	2	12.50%	<div><div></div></div>	2	0	0	0	0
Total Votes Cast	16	100.00%	<div><div></div></div>	11	5	0	0	0
Overvotes	0			0	0	0	0	0
Undervotes	1			0	1	0	0	0
Contest Totals	17			11	6	0	0	0

Justice of the Peace, Precinct 2

Vote For 1

	TOTAL	VOTE %		Election Day	Early Voting	Ballot By Mail	Provisional Ballots	Limited Ballots
REP Ellen Skinner	14	87.50%	<div><div></div></div>	9	5	0	0	0
DEM Jennifer McKenzie	2	12.50%	<div><div></div></div>	2	0	0	0	0
Total Votes Cast	16	100.00%	<div><div></div></div>	11	5	0	0	0
Overvotes	0			0	0	0	0	0
Undervotes	1			0	1	0	0	0
Contest Totals	17			11	6	0	0	0

PCT 195

U. S. Representative District 3

Vote For 1

	TOTAL	VOTE %		Election Day	Early Voting	Ballot By Mail	Provisional Ballots	Limited Ballots
REP Keith Self	392	73.68%	<div><div></div></div>	85	290	17	0	0
DEM Sandeep Srivastava	118	22.18%	<div><div></div></div>	22	90	6	0	0
LIB Christopher Claytor	22	4.14%	<div><div></div></div>	8	14	0	0	0
Total Votes Cast	532	100.00%	<div><div></div></div>	115	394	23	0	0
Overvotes	0			0	0	0	0	0
Undervotes	9			2	7	0	0	0
Contest Totals	541			117	401	23	0	0

Governor

Vote For 1

	TOTAL	VOTE %		Election Day	Early Voting	Ballot By Mail	Provisional Ballots	Limited Ballots
REP Greg Abbott	398	74.12%	<div><div></div></div>	88	293	17	0	0
DEM Beto O'Rourke	131	24.39%	<div><div></div></div>	28	97	6	0	0
LIB Mark Tippetts	5	0.93%	<div><div></div></div>	0	5	0	0	0
GRN Delilah Barrios	2	0.37%	<div><div></div></div>	1	1	0	0	0
Write-In Totals	1	0.19%	<div><div></div></div>	0	1	0	0	0
Total Votes Cast	537	100.00%	<div><div></div></div>	117	397	23	0	0
Overvotes	0			0	0	0	0	0
Undervotes	4			0	4	0	0	0
Contest Totals	541			117	401	23	0	0

Lieutenant Governor

Vote For 1

	TOTAL	VOTE %		Election Day	Early Voting	Ballot By Mail	Provisional Ballots	Limited Ballots
REP Dan Patrick	391	73.08%	<div><div></div></div>	85	289	17	0	0
DEM Mike Collier	128	23.93%	<div><div></div></div>	26	96	6	0	0
LIB Shanna Steele	16	2.99%	<div><div></div></div>	6	10	0	0	0
Total Votes Cast	535	100.00%	<div><div></div></div>	117	395	23	0	0
Overvotes	0			0	0	0	0	0
Undervotes	6			0	6	0	0	0
Contest Totals	541			117	401	23	0	0

Attorney General

Vote For 1

	TOTAL	VOTE %		Election Day	Early Voting	Ballot By Mail	Provisional Ballots	Limited Ballots
REP Ken Paxton	385	71.83%	<div><div></div></div>	84	285	16	0	0
DEM Rochelle Mercedes Garza	128	23.88%	<div><div></div></div>	25	97	6	0	0
LIB Mark Ash	23	4.29%	<div><div></div></div>	8	15	0	0	0
Total Votes Cast	536	100.00%	<div><div></div></div>	117	397	22	0	0
Overvotes	0			0	0	0	0	0
Undervotes	5			0	4	1	0	0
Contest Totals	541			117	401	23	0	0

PCT 195

Comptroller of Public Accounts

Vote For 1

	TOTAL	VOTE %		Election Day	Early Voting	Ballot By Mail	Provisional Ballots	Limited Ballots
REP Glenn Hegar	406	76.60%	<div><div></div></div>	89	300	17	0	0
DEM Janet T. Dudding	108	20.38%	<div><div></div></div>	21	81	6	0	0
LIB V. Alonzo Echevarria-Garza	16	3.02%	<div><div></div></div>	4	12	0	0	0
Total Votes Cast	530	100.00%	<div><div></div></div>	114	393	23	0	0
Overvotes	0			0	0	0	0	0
Undervotes	11			3	8	0	0	0
Contest Totals	541			117	401	23	0	0

Commissioner of the General Land Office

Vote For 1

	TOTAL	VOTE %		Election Day	Early Voting	Ballot By Mail	Provisional Ballots	Limited Ballots
REP Dawn Buckingham	403	76.47%	<div><div></div></div>	86	300	17	0	0
DEM Jay Kleberg	118	22.39%	<div><div></div></div>	24	88	6	0	0
GRN Alfred Molison, Jr	6	1.14%	<div><div></div></div>	3	3	0	0	0
Write-In Totals	0	0.00%	<div><div></div></div>	0	0	0	0	0
Total Votes Cast	527	100.00%	<div><div></div></div>	113	391	23	0	0
Overvotes	0			0	0	0	0	0
Undervotes	14			4	10	0	0	0
Contest Totals	541			117	401	23	0	0

Commissioner of Agriculture

Vote For 1

	TOTAL	VOTE %		Election Day	Early Voting	Ballot By Mail	Provisional Ballots	Limited Ballots
REP Sid Miller	409	78.05%	<div><div></div></div>	87	305	17	0	0
DEM Susan Hays	115	21.95%	<div><div></div></div>	24	85	6	0	0
Total Votes Cast	524	100.00%	<div><div></div></div>	111	390	23	0	0
Overvotes	0			0	0	0	0	0
Undervotes	17			6	11	0	0	0
Contest Totals	541			117	401	23	0	0

Railroad Commissioner

Vote For 1

	TOTAL	VOTE %		Election Day	Early Voting	Ballot By Mail	Provisional Ballots	Limited Ballots
REP Wayne Christian	389	73.67%	<div><div></div></div>	82	290	17	0	0
DEM Luke Warford	109	20.64%	<div><div></div></div>	21	82	6	0	0
LIB Jaime Andres Diez	24	4.55%	<div><div></div></div>	7	17	0	0	0
GRN Hunter Wayne Crow	6	1.14%	<div><div></div></div>	3	3	0	0	0
Total Votes Cast	528	100.00%	<div><div></div></div>	113	392	23	0	0
Overvotes	0			0	0	0	0	0
Undervotes	13			4	9	0	0	0
Contest Totals	541			117	401	23	0	0

PCT 195

Justice, Supreme Court, Place 3

Vote For 1

	TOTAL	VOTE %		Election Day	Early Voting	Ballot By Mail	Provisional Ballots	Limited Ballots
REP Debra Lehrmann	398	75.09%	<div><div></div></div>	83	298	17	0	0
DEM Erin A. Nowell	115	21.70%	<div><div></div></div>	24	85	6	0	0
LIB Thomas Edward Oxford	17	3.21%	<div><div></div></div>	6	11	0	0	0
Total Votes Cast	530	100.00%	<div><div></div></div>	113	394	23	0	0
Overvotes	0			0	0	0	0	0
Undervotes	11			4	7	0	0	0
Contest Totals	541			117	401	23	0	0

Justice, Supreme Court, Place 5

Vote For 1

	TOTAL	VOTE %		Election Day	Early Voting	Ballot By Mail	Provisional Ballots	Limited Ballots
REP Rebeca Huddle	405	77.59%	<div><div></div></div>	85	303	17	0	0
DEM Amanda Reichel	117	22.41%	<div><div></div></div>	24	88	5	0	0
Total Votes Cast	522	100.00%	<div><div></div></div>	109	391	22	0	0
Overvotes	0			0	0	0	0	0
Undervotes	19			8	10	1	0	0
Contest Totals	541			117	401	23	0	0

Justice, Supreme Court, Place 9

Vote For 1

	TOTAL	VOTE %		Election Day	Early Voting	Ballot By Mail	Provisional Ballots	Limited Ballots
REP Evan Young	406	77.48%	<div><div></div></div>	86	303	17	0	0
DEM Julia Maldonado	118	22.52%	<div><div></div></div>	23	89	6	0	0
Total Votes Cast	524	100.00%	<div><div></div></div>	109	392	23	0	0
Overvotes	0			0	0	0	0	0
Undervotes	17			8	9	0	0	0
Contest Totals	541			117	401	23	0	0

Judge, Court of Criminal Appeals, Place 5

Vote For 1

	TOTAL	VOTE %		Election Day	Early Voting	Ballot By Mail	Provisional Ballots	Limited Ballots
REP Scott Walker	407	77.82%	<div><div></div></div>	87	303	17	0	0
DEM Dana Huffman	116	22.18%	<div><div></div></div>	22	88	6	0	0
Total Votes Cast	523	100.00%	<div><div></div></div>	109	391	23	0	0
Overvotes	0			0	0	0	0	0
Undervotes	18			8	10	0	0	0
Contest Totals	541			117	401	23	0	0

PCT 195

Judge, Court of Criminal Appeals, Place 6

Vote For 1

	TOTAL	VOTE %		Election Day	Early Voting	Ballot By Mail	Provisional Ballots	Limited Ballots
REP Jesse F. McClure, III	404	77.54%	<div><div></div></div>	84	303	17	0	0
DEM Robert Johnson	117	22.46%	<div><div></div></div>	25	86	6	0	0
Total Votes Cast	521	100.00%	<div><div></div></div>	109	389	23	0	0
Overvotes	0			0	0	0	0	0
Undervotes	20			8	12	0	0	0
Contest Totals	541			117	401	23	0	0

Member, State Board of Education, District 12 CCD

Vote For 1

	TOTAL	VOTE %		Election Day	Early Voting	Ballot By Mail	Provisional Ballots	Limited Ballots
REP Pam Little	387	74.00%	<div><div></div></div>	83	289	15	0	0
DEM Alex Cornwallis	113	21.61%	<div><div></div></div>	19	88	6	0	0
LIB Christy Mowrey	23	4.40%	<div><div></div></div>	7	14	2	0	0
Write-In Totals	0	0.00%	<div><div></div></div>	0	0	0	0	0
Total Votes Cast	523	100.00%	<div><div></div></div>	109	391	23	0	0
Overvotes	0			0	0	0	0	0
Undervotes	18			8	10	0	0	0
Contest Totals	541			117	401	23	0	0

State Senator, District 8

Vote For 1

	TOTAL	VOTE %		Election Day	Early Voting	Ballot By Mail	Provisional Ballots	Limited Ballots
REP Angela Paxton	384	72.87%	<div><div></div></div>	82	288	14	0	0
DEM Jonathan Cocks	122	23.15%	<div><div></div></div>	24	92	6	0	0
LIB Edward Kless	21	3.98%	<div><div></div></div>	6	15	0	0	0
Total Votes Cast	527	100.00%	<div><div></div></div>	112	395	20	0	0
Overvotes	0			0	0	0	0	0
Undervotes	14			5	6	3	0	0
Contest Totals	541			117	401	23	0	0

Justice, 5th Court of Appeals District, Place 4

Vote For 1

	TOTAL	VOTE %		Election Day	Early Voting	Ballot By Mail	Provisional Ballots	Limited Ballots
REP Emily A. Miskel	404	77.69%	<div><div></div></div>	86	301	17	0	0
DEM Maricela Moore	116	22.31%	<div><div></div></div>	22	88	6	0	0
Total Votes Cast	520	100.00%	<div><div></div></div>	108	389	23	0	0
Overvotes	0			0	0	0	0	0
Undervotes	21			9	12	0	0	0
Contest Totals	541			117	401	23	0	0

PCT 195

Justice, 5th Court of Appeals District, Place 7

Vote For 1

	TOTAL	VOTE %		Election Day	Early Voting	Ballot By Mail	Provisional Ballots	Limited Ballots
REP Kristina Williams	407	78.12%	<div><div></div></div>	86	304	17	0	0
DEM Nancy Kennedy	114	21.88%	<div><div></div></div>	23	85	6	0	0
Total Votes Cast	521	100.00%	<div><div></div></div>	109	389	23	0	0
Overvotes	0			0	0	0	0	0
Undervotes	20			8	12	0	0	0
Contest Totals	541			117	401	23	0	0

County Judge CCD

Vote For 1

	TOTAL	VOTE %		Election Day	Early Voting	Ballot By Mail	Provisional Ballots	Limited Ballots
REP Chris Hill	400	76.34%	<div><div></div></div>	84	299	17	0	0
DEM Joshua Murray	124	23.66%	<div><div></div></div>	26	92	6	0	0
Total Votes Cast	524	100.00%	<div><div></div></div>	110	391	23	0	0
Overvotes	0			0	0	0	0	0
Undervotes	17			7	10	0	0	0
Contest Totals	541			117	401	23	0	0

District Clerk CCD

Vote For 1

	TOTAL	VOTE %		Election Day	Early Voting	Ballot By Mail	Provisional Ballots	Limited Ballots
REP Mike Gould	401	77.56%	<div><div></div></div>	87	297	17	0	0
DEM David Brignac	116	22.44%	<div><div></div></div>	21	89	6	0	0
Total Votes Cast	517	100.00%	<div><div></div></div>	108	386	23	0	0
Overvotes	0			0	0	0	0	0
Undervotes	24			9	15	0	0	0
Contest Totals	541			117	401	23	0	0

Justice of the Peace, Precinct 3

Vote For 1

	TOTAL	VOTE %		Election Day	Early Voting	Ballot By Mail	Provisional Ballots	Limited Ballots
REP Mike Missildine	404	78.45%	<div><div></div></div>	84	304	16	0	0
DEM Irvin Lynn Barrett	111	21.55%	<div><div></div></div>	23	82	6	0	0
Total Votes Cast	515	100.00%	<div><div></div></div>	107	386	22	0	0
Overvotes	0			0	0	0	0	0
Undervotes	26			10	15	1	0	0
Contest Totals	541			117	401	23	0	0

PCT 196

U. S. Representative District 3

Vote For 1

	TOTAL	VOTE %		Election Day	Early Voting	Ballot By Mail	Provisional Ballots	Limited Ballots
REP Keith Self	549	55.85%	<div><div></div></div>	132	397	19	1	0
DEM Sandeep Srivastava	393	39.98%	<div><div></div></div>	99	280	13	1	0
LIB Christopher Claytor	41	4.17%	<div><div></div></div>	14	27	0	0	0
Total Votes Cast	983	100.00%	<div><div></div></div>	245	704	32	2	0
Overvotes	0			0	0	0	0	0
Undervotes	11			5	6	0	0	0
Contest Totals	994			250	710	32	2	0

Governor

Vote For 1

	TOTAL	VOTE %		Election Day	Early Voting	Ballot By Mail	Provisional Ballots	Limited Ballots
REP Greg Abbott	557	56.15%	<div><div></div></div>	137	400	19	1	0
DEM Beto O'Rourke	417	42.04%	<div><div></div></div>	104	299	13	1	0
LIB Mark Tippetts	16	1.61%	<div><div></div></div>	6	10	0	0	0
GRN Delilah Barrios	1	0.10%	<div><div></div></div>	1	0	0	0	0
Write-In Totals	1	0.10%	<div><div></div></div>	1	0	0	0	0
Total Votes Cast	992	100.00%	<div><div></div></div>	249	709	32	2	0
Overvotes	0			0	0	0	0	0
Undervotes	2			1	1	0	0	0
Contest Totals	994			250	710	32	2	0

Lieutenant Governor

Vote For 1

	TOTAL	VOTE %		Election Day	Early Voting	Ballot By Mail	Provisional Ballots	Limited Ballots
REP Dan Patrick	545	55.39%	<div><div></div></div>	130	395	19	1	0
DEM Mike Collier	412	41.87%	<div><div></div></div>	102	296	13	1	0
LIB Shanna Steele	27	2.74%	<div><div></div></div>	13	14	0	0	0
Total Votes Cast	984	100.00%	<div><div></div></div>	245	705	32	2	0
Overvotes	0			0	0	0	0	0
Undervotes	10			5	5	0	0	0
Contest Totals	994			250	710	32	2	0

Attorney General

Vote For 1

	TOTAL	VOTE %		Election Day	Early Voting	Ballot By Mail	Provisional Ballots	Limited Ballots
REP Ken Paxton	541	55.15%	<div><div></div></div>	133	388	19	1	0
DEM Rochelle Mercedes Garza	404	41.18%	<div><div></div></div>	96	294	13	1	0
LIB Mark Ash	36	3.67%	<div><div></div></div>	16	20	0	0	0
Total Votes Cast	981	100.00%	<div><div></div></div>	245	702	32	2	0
Overvotes	0			0	0	0	0	0
Undervotes	13			5	8	0	0	0
Contest Totals	994			250	710	32	2	0

PCT 196

Comptroller of Public Accounts

Vote For 1

	TOTAL	VOTE %		Election Day	Early Voting	Ballot By Mail	Provisional Ballots	Limited Ballots
REP Glenn Hegar	569	58.30%	<div><div></div></div>	135	414	19	1	0
DEM Janet T. Dudding	381	39.04%	<div><div></div></div>	95	272	13	1	0
LIB V. Alonzo Echevarria-Garza	26	2.66%	<div><div></div></div>	12	14	0	0	0
Total Votes Cast	976	100.00%	<div><div></div></div>	242	700	32	2	0
Overvotes	0			0	0	0	0	0
Undervotes	18			8	10	0	0	0
Contest Totals	994			250	710	32	2	0

Commissioner of the General Land Office

Vote For 1

	TOTAL	VOTE %		Election Day	Early Voting	Ballot By Mail	Provisional Ballots	Limited Ballots
REP Dawn Buckingham	574	58.99%	<div><div></div></div>	144	410	19	1	0
DEM Jay Kleberg	381	39.16%	<div><div></div></div>	88	280	13	0	0
GRN Alfred Molison, Jr	17	1.75%	<div><div></div></div>	8	9	0	0	0
Write-In Totals	1	0.10%	<div><div></div></div>	1	0	0	0	0
Total Votes Cast	973	100.00%	<div><div></div></div>	241	699	32	1	0
Overvotes	0			0	0	0	0	0
Undervotes	21			9	11	0	1	0
Contest Totals	994			250	710	32	2	0

Commissioner of Agriculture

Vote For 1

	TOTAL	VOTE %		Election Day	Early Voting	Ballot By Mail	Provisional Ballots	Limited Ballots
REP Sid Miller	573	58.77%	<div><div></div></div>	145	408	19	1	0
DEM Susan Hays	402	41.23%	<div><div></div></div>	96	294	12	0	0
Total Votes Cast	975	100.00%	<div><div></div></div>	241	702	31	1	0
Overvotes	0			0	0	0	0	0
Undervotes	19			9	8	1	1	0
Contest Totals	994			250	710	32	2	0

Railroad Commissioner

Vote For 1

	TOTAL	VOTE %		Election Day	Early Voting	Ballot By Mail	Provisional Ballots	Limited Ballots
REP Wayne Christian	558	57.29%	<div><div></div></div>	132	406	19	1	0
DEM Luke Warford	376	38.60%	<div><div></div></div>	91	274	11	0	0
LIB Jaime Andres Diez	32	3.29%	<div><div></div></div>	13	19	0	0	0
GRN Hunter Wayne Crow	8	0.82%	<div><div></div></div>	5	3	0	0	0
Total Votes Cast	974	100.00%	<div><div></div></div>	241	702	30	1	0
Overvotes	0			0	0	0	0	0
Undervotes	20			9	8	2	1	0
Contest Totals	994			250	710	32	2	0

PCT 196

Justice, Supreme Court, Place 3

Vote For 1

	TOTAL	VOTE %		Election Day	Early Voting	Ballot By Mail	Provisional Ballots	Limited Ballots
REP Debra Lehrmann	553	56.89%	<div><div></div></div>	127	406	19	1	0
DEM Erin A. Nowell	388	39.92%	<div><div></div></div>	102	274	12	0	0
LIB Thomas Edward Oxford	31	3.19%	<div><div></div></div>	13	18	0	0	0
Total Votes Cast	972	100.00%	<div><div></div></div>	242	698	31	1	0
Overvotes	0			0	0	0	0	0
Undervotes	22			8	12	1	1	0
Contest Totals	994			250	710	32	2	0

Justice, Supreme Court, Place 5

Vote For 1

	TOTAL	VOTE %		Election Day	Early Voting	Ballot By Mail	Provisional Ballots	Limited Ballots
REP Rebeca Huddle	575	59.52%	<div><div></div></div>	139	416	19	1	0
DEM Amanda Reichel	391	40.48%	<div><div></div></div>	102	278	11	0	0
Total Votes Cast	966	100.00%	<div><div></div></div>	241	694	30	1	0
Overvotes	0			0	0	0	0	0
Undervotes	28			9	16	2	1	0
Contest Totals	994			250	710	32	2	0

Justice, Supreme Court, Place 9

Vote For 1

	TOTAL	VOTE %		Election Day	Early Voting	Ballot By Mail	Provisional Ballots	Limited Ballots
REP Evan Young	571	58.99%	<div><div></div></div>	139	412	19	1	0
DEM Julia Maldonado	397	41.01%	<div><div></div></div>	103	282	12	0	0
Total Votes Cast	968	100.00%	<div><div></div></div>	242	694	31	1	0
Overvotes	0			0	0	0	0	0
Undervotes	26			8	16	1	1	0
Contest Totals	994			250	710	32	2	0

Judge, Court of Criminal Appeals, Place 5

Vote For 1

	TOTAL	VOTE %		Election Day	Early Voting	Ballot By Mail	Provisional Ballots	Limited Ballots
REP Scott Walker	575	59.46%	<div><div></div></div>	145	410	19	1	0
DEM Dana Huffman	392	40.54%	<div><div></div></div>	96	283	13	0	0
Total Votes Cast	967	100.00%	<div><div></div></div>	241	693	32	1	0
Overvotes	0			0	0	0	0	0
Undervotes	27			9	17	0	1	0
Contest Totals	994			250	710	32	2	0

PCT 196

Judge, Court of Criminal Appeals, Place 6

Vote For 1

	TOTAL	VOTE %		Election Day	Early Voting	Ballot By Mail	Provisional Ballots	Limited Ballots
REP Jesse F. McClure, III	571	59.11%	<div><div></div></div>	142	409	19	1	0
DEM Robert Johnson	395	40.89%	<div><div></div></div>	99	283	13	0	0
Total Votes Cast	966	100.00%	<div><div></div></div>	241	692	32	1	0
Overvotes	0			0	0	0	0	0
Undervotes	28			9	18	0	1	0
Contest Totals	994			250	710	32	2	0

Member, State Board of Education, District 12 CCD

Vote For 1

	TOTAL	VOTE %		Election Day	Early Voting	Ballot By Mail	Provisional Ballots	Limited Ballots
REP Pam Little	550	56.88%	<div><div></div></div>	130	400	19	1	0
DEM Alex Cornwallis	374	38.68%	<div><div></div></div>	94	266	13	1	0
LIB Christy Mowrey	42	4.34%	<div><div></div></div>	16	26	0	0	0
Write-In Totals	1	0.10%	<div><div></div></div>	0	1	0	0	0
Total Votes Cast	967	100.00%	<div><div></div></div>	240	693	32	2	0
Overvotes	0			0	0	0	0	0
Undervotes	27			10	17	0	0	0
Contest Totals	994			250	710	32	2	0

State Senator, District 8

Vote For 1

	TOTAL	VOTE %		Election Day	Early Voting	Ballot By Mail	Provisional Ballots	Limited Ballots
REP Angela Paxton	553	56.78%	<div><div></div></div>	135	398	19	1	0
DEM Jonathan Cocks	393	40.35%	<div><div></div></div>	94	286	12	1	0
LIB Edward Kless	28	2.87%	<div><div></div></div>	14	14	0	0	0
Total Votes Cast	974	100.00%	<div><div></div></div>	243	698	31	2	0
Overvotes	0			0	0	0	0	0
Undervotes	20			7	12	1	0	0
Contest Totals	994			250	710	32	2	0

Justice, 5th Court of Appeals District, Place 4

Vote For 1

	TOTAL	VOTE %		Election Day	Early Voting	Ballot By Mail	Provisional Ballots	Limited Ballots
REP Emily A. Miskel	568	59.17%	<div><div></div></div>	144	404	19	1	0
DEM Maricela Moore	392	40.83%	<div><div></div></div>	96	283	13	0	0
Total Votes Cast	960	100.00%	<div><div></div></div>	240	687	32	1	0
Overvotes	0			0	0	0	0	0
Undervotes	34			10	23	0	1	0
Contest Totals	994			250	710	32	2	0

PCT 196

Justice, 5th Court of Appeals District, Place 7

Vote For 1

	TOTAL	VOTE %		Election Day	Early Voting	Ballot By Mail	Provisional Ballots	Limited Ballots
REP Kristina Williams	569	59.39%	<div><div></div></div>	142	409	17	1	0
DEM Nancy Kennedy	389	40.61%	<div><div></div></div>	98	278	13	0	0
Total Votes Cast	958	100.00%	<div><div></div></div>	240	687	30	1	0
Overvotes	0			0	0	0	0	0
Undervotes	36			10	23	2	1	0
Contest Totals	994			250	710	32	2	0

County Judge CCD

Vote For 1

	TOTAL	VOTE %		Election Day	Early Voting	Ballot By Mail	Provisional Ballots	Limited Ballots
REP Chris Hill	567	58.57%	<div><div></div></div>	140	409	17	1	0
DEM Joshua Murray	401	41.43%	<div><div></div></div>	102	285	13	1	0
Total Votes Cast	968	100.00%	<div><div></div></div>	242	694	30	2	0
Overvotes	0			0	0	0	0	0
Undervotes	26			8	16	2	0	0
Contest Totals	994			250	710	32	2	0

District Clerk CCD

Vote For 1

	TOTAL	VOTE %		Election Day	Early Voting	Ballot By Mail	Provisional Ballots	Limited Ballots
REP Mike Gould	578	60.33%	<div><div></div></div>	145	413	18	2	0
DEM David Brignac	380	39.67%	<div><div></div></div>	93	275	12	0	0
Total Votes Cast	958	100.00%	<div><div></div></div>	238	688	30	2	0
Overvotes	0			0	0	0	0	0
Undervotes	36			12	22	2	0	0
Contest Totals	994			250	710	32	2	0

Justice of the Peace, Precinct 3

Vote For 1

	TOTAL	VOTE %		Election Day	Early Voting	Ballot By Mail	Provisional Ballots	Limited Ballots
REP Mike Missildine	574	59.98%	<div><div></div></div>	145	410	18	1	0
DEM Irvin Lynn Barrett	383	40.02%	<div><div></div></div>	93	278	12	0	0
Total Votes Cast	957	100.00%	<div><div></div></div>	238	688	30	1	0
Overvotes	0			0	0	0	0	0
Undervotes	37			12	22	2	1	0
Contest Totals	994			250	710	32	2	0

PCT 197

U. S. Representative District 3

Vote For 1

	TOTAL	VOTE %		Election Day	Early Voting	Ballot By Mail	Provisional Ballots	Limited Ballots
REP Keith Self	273	40.99%	<div><div></div></div>	65	201	6	1	0
DEM Sandeep Srivastava	380	57.06%	<div><div></div></div>	82	284	14	0	0
LIB Christopher Claytor	13	1.95%	<div><div></div></div>	6	7	0	0	0
Total Votes Cast	666	100.00%	<div><div></div></div>	153	492	20	1	0
Overvotes	0			0	0	0	0	0
Undervotes	15			5	9	1	0	0
Contest Totals	681			158	501	21	1	0

Governor

Vote For 1

	TOTAL	VOTE %		Election Day	Early Voting	Ballot By Mail	Provisional Ballots	Limited Ballots
REP Greg Abbott	267	39.38%	<div><div></div></div>	61	198	7	1	0
DEM Beto O'Rourke	403	59.44%	<div><div></div></div>	92	297	14	0	0
LIB Mark Tippetts	8	1.18%	<div><div></div></div>	3	5	0	0	0
GRN Delilah Barrios	0	0.00%	<div><div></div></div>	0	0	0	0	0
Write-In Totals	0	0.00%	<div><div></div></div>	0	0	0	0	0
Total Votes Cast	678	100.00%	<div><div></div></div>	156	500	21	1	0
Overvotes	0			0	0	0	0	0
Undervotes	3			2	1	0	0	0
Contest Totals	681			158	501	21	1	0

Lieutenant Governor

Vote For 1

	TOTAL	VOTE %		Election Day	Early Voting	Ballot By Mail	Provisional Ballots	Limited Ballots
REP Dan Patrick	262	39.05%	<div><div></div></div>	63	193	5	1	0
DEM Mike Collier	391	58.27%	<div><div></div></div>	85	290	16	0	0
LIB Shanna Steele	18	2.68%	<div><div></div></div>	6	12	0	0	0
Total Votes Cast	671	100.00%	<div><div></div></div>	154	495	21	1	0
Overvotes	0			0	0	0	0	0
Undervotes	10			4	6	0	0	0
Contest Totals	681			158	501	21	1	0

Attorney General

Vote For 1

	TOTAL	VOTE %		Election Day	Early Voting	Ballot By Mail	Provisional Ballots	Limited Ballots
REP Ken Paxton	252	37.78%	<div><div></div></div>	59	188	4	1	0
DEM Rochelle Mercedes Garza	397	59.52%	<div><div></div></div>	89	292	16	0	0
LIB Mark Ash	18	2.70%	<div><div></div></div>	7	11	0	0	0
Total Votes Cast	667	100.00%	<div><div></div></div>	155	491	20	1	0
Overvotes	0			0	0	0	0	0
Undervotes	14			3	10	1	0	0
Contest Totals	681			158	501	21	1	0

PCT 197

Comptroller of Public Accounts

Vote For 1

	TOTAL	VOTE %		Election Day	Early Voting	Ballot By Mail	Provisional Ballots	Limited Ballots
REP Glenn Hegar	301	45.06%	<div><div></div></div>	66	226	8	1	0
DEM Janet T. Dudding	353	52.84%	<div><div></div></div>	82	259	12	0	0
LIB V. Alonzo Echevarria-Garza	14	2.10%	<div><div></div></div>	5	9	0	0	0
Total Votes Cast	668	100.00%	<div><div></div></div>	153	494	20	1	0
Overvotes	0			0	0	0	0	0
Undervotes	13			5	7	1	0	0
Contest Totals	681			158	501	21	1	0

Commissioner of the General Land Office

Vote For 1

	TOTAL	VOTE %		Election Day	Early Voting	Ballot By Mail	Provisional Ballots	Limited Ballots
REP Dawn Buckingham	283	42.94%	<div><div></div></div>	64	211	7	1	0
DEM Jay Kleberg	368	55.84%	<div><div></div></div>	80	275	13	0	0
GRN Alfred Molison, Jr	8	1.21%	<div><div></div></div>	5	3	0	0	0
Write-In Totals	0	0.00%	<div><div></div></div>	0	0	0	0	0
Total Votes Cast	659	100.00%	<div><div></div></div>	149	489	20	1	0
Overvotes	0			0	0	0	0	0
Undervotes	22			9	12	1	0	0
Contest Totals	681			158	501	21	1	0

Commissioner of Agriculture

Vote For 1

	TOTAL	VOTE %		Election Day	Early Voting	Ballot By Mail	Provisional Ballots	Limited Ballots
REP Sid Miller	277	42.16%	<div><div></div></div>	65	206	5	1	0
DEM Susan Hays	380	57.84%	<div><div></div></div>	85	280	15	0	0
Total Votes Cast	657	100.00%	<div><div></div></div>	150	486	20	1	0
Overvotes	0			0	0	0	0	0
Undervotes	24			8	15	1	0	0
Contest Totals	681			158	501	21	1	0

Railroad Commissioner

Vote For 1

	TOTAL	VOTE %		Election Day	Early Voting	Ballot By Mail	Provisional Ballots	Limited Ballots
REP Wayne Christian	279	42.40%	<div><div></div></div>	61	211	6	1	0
DEM Luke Warford	361	54.86%	<div><div></div></div>	82	265	14	0	0
LIB Jaime Andres Diez	11	1.67%	<div><div></div></div>	4	7	0	0	0
GRN Hunter Wayne Crow	7	1.06%	<div><div></div></div>	4	3	0	0	0
Total Votes Cast	658	100.00%	<div><div></div></div>	151	486	20	1	0
Overvotes	0			0	0	0	0	0
Undervotes	23			7	15	1	0	0
Contest Totals	681			158	501	21	1	0

PCT 197

Justice, Supreme Court, Place 3

Vote For 1

	TOTAL	VOTE %		Election Day	Early Voting	Ballot By Mail	Provisional Ballots	Limited Ballots
REP Debra Lehrmann	287	43.55%	<div><div></div></div>	63	216	7	1	0
DEM Erin A. Nowell	365	55.39%	<div><div></div></div>	83	270	12	0	0
LIB Thomas Edward Oxford	7	1.06%	<div><div></div></div>	5	2	0	0	0
Total Votes Cast	659	100.00%	<div><div></div></div>	151	488	19	1	0
Overvotes	0			0	0	0	0	0
Undervotes	22			7	13	2	0	0
Contest Totals	681			158	501	21	1	0

Justice, Supreme Court, Place 5

Vote For 1

	TOTAL	VOTE %		Election Day	Early Voting	Ballot By Mail	Provisional Ballots	Limited Ballots
REP Rebeca Huddle	281	42.71%	<div><div></div></div>	60	214	6	1	0
DEM Amanda Reichel	377	57.29%	<div><div></div></div>	91	273	13	0	0
Total Votes Cast	658	100.00%	<div><div></div></div>	151	487	19	1	0
Overvotes	0			0	0	0	0	0
Undervotes	23			7	14	2	0	0
Contest Totals	681			158	501	21	1	0

Justice, Supreme Court, Place 9

Vote For 1

	TOTAL	VOTE %		Election Day	Early Voting	Ballot By Mail	Provisional Ballots	Limited Ballots
REP Evan Young	282	43.05%	<div><div></div></div>	62	213	6	1	0
DEM Julia Maldonado	373	56.95%	<div><div></div></div>	87	273	13	0	0
Total Votes Cast	655	100.00%	<div><div></div></div>	149	486	19	1	0
Overvotes	0			0	0	0	0	0
Undervotes	26			9	15	2	0	0
Contest Totals	681			158	501	21	1	0

Judge, Court of Criminal Appeals, Place 5

Vote For 1

	TOTAL	VOTE %		Election Day	Early Voting	Ballot By Mail	Provisional Ballots	Limited Ballots
REP Scott Walker	281	42.71%	<div><div></div></div>	65	208	7	1	0
DEM Dana Huffman	377	57.29%	<div><div></div></div>	86	278	13	0	0
Total Votes Cast	658	100.00%	<div><div></div></div>	151	486	20	1	0
Overvotes	0			0	0	0	0	0
Undervotes	23			7	15	1	0	0
Contest Totals	681			158	501	21	1	0

PCT 197

Judge, Court of Criminal Appeals, Place 6

Vote For 1

	TOTAL	VOTE %		Election Day	Early Voting	Ballot By Mail	Provisional Ballots	Limited Ballots
REP Jesse F. McClure, III	287	43.95%	<div><div></div></div>	64	215	7	1	0
DEM Robert Johnson	366	56.05%	<div><div></div></div>	85	268	13	0	0
Total Votes Cast	653	100.00%	<div><div></div></div>	149	483	20	1	0
Overvotes	0			0	0	0	0	0
Undervotes	28			9	18	1	0	0
Contest Totals	681			158	501	21	1	0

Member, State Board of Education, District 12 CCD

Vote For 1

	TOTAL	VOTE %		Election Day	Early Voting	Ballot By Mail	Provisional Ballots	Limited Ballots
REP Pam Little	283	43.34%	<div><div></div></div>	65	211	6	1	0
DEM Alex Cornwallis	356	54.52%	<div><div></div></div>	78	265	13	0	0
LIB Christy Mowrey	14	2.14%	<div><div></div></div>	7	7	0	0	0
Write-In Totals	0	0.00%	<div><div></div></div>	0	0	0	0	0
Total Votes Cast	653	100.00%	<div><div></div></div>	150	483	19	1	0
Overvotes	0			0	0	0	0	0
Undervotes	28			8	18	2	0	0
Contest Totals	681			158	501	21	1	0

State Senator, District 8

Vote For 1

	TOTAL	VOTE %		Election Day	Early Voting	Ballot By Mail	Provisional Ballots	Limited Ballots
REP Angela Paxton	271	41.37%	<div><div></div></div>	64	202	4	1	0
DEM Jonathan Cocks	369	56.34%	<div><div></div></div>	80	274	15	0	0
LIB Edward Kless	15	2.29%	<div><div></div></div>	6	9	0	0	0
Total Votes Cast	655	100.00%	<div><div></div></div>	150	485	19	1	0
Overvotes	0			0	0	0	0	0
Undervotes	26			8	16	2	0	0
Contest Totals	681			158	501	21	1	0

State Representative, District 70

Vote For 1

	TOTAL	VOTE %		Election Day	Early Voting	Ballot By Mail	Provisional Ballots	Limited Ballots
REP Jamee Jolly	291	44.22%	<div><div></div></div>	68	214	8	1	0
DEM Mihaela Elizabeth Plesa	367	55.78%	<div><div></div></div>	83	272	12	0	0
Total Votes Cast	658	100.00%	<div><div></div></div>	151	486	20	1	0
Overvotes	0			0	0	0	0	0
Undervotes	23			7	15	1	0	0
Contest Totals	681			158	501	21	1	0

PCT 197

Justice, 5th Court of Appeals District, Place 4

Vote For 1

	TOTAL	VOTE %		Election Day	Early Voting	Ballot By Mail	Provisional Ballots	Limited Ballots
REP Emily A. Miskel	287	43.88%	<div><div></div></div>	65	215	6	1	0
DEM Maricela Moore	367	56.12%	<div><div></div></div>	84	270	13	0	0
Total Votes Cast	654	100.00%	<div><div></div></div>	149	485	19	1	0
Overvotes	0			0	0	0	0	0
Undervotes	27			9	16	2	0	0
Contest Totals	681			158	501	21	1	0

Justice, 5th Court of Appeals District, Place 7

Vote For 1

	TOTAL	VOTE %		Election Day	Early Voting	Ballot By Mail	Provisional Ballots	Limited Ballots
REP Kristina Williams	281	43.10%	<div><div></div></div>	60	214	6	1	0
DEM Nancy Kennedy	371	56.90%	<div><div></div></div>	88	270	13	0	0
Total Votes Cast	652	100.00%	<div><div></div></div>	148	484	19	1	0
Overvotes	0			0	0	0	0	0
Undervotes	29			10	17	2	0	0
Contest Totals	681			158	501	21	1	0

County Judge CCD

Vote For 1

	TOTAL	VOTE %		Election Day	Early Voting	Ballot By Mail	Provisional Ballots	Limited Ballots
REP Chris Hill	281	42.77%	<div><div></div></div>	64	211	5	1	0
DEM Joshua Murray	376	57.23%	<div><div></div></div>	87	275	14	0	0
Total Votes Cast	657	100.00%	<div><div></div></div>	151	486	19	1	0
Overvotes	0			0	0	0	0	0
Undervotes	24			7	15	2	0	0
Contest Totals	681			158	501	21	1	0

District Clerk CCD

Vote For 1

	TOTAL	VOTE %		Election Day	Early Voting	Ballot By Mail	Provisional Ballots	Limited Ballots
REP Mike Gould	281	43.03%	<div><div></div></div>	62	212	6	1	0
DEM David Brignac	372	56.97%	<div><div></div></div>	88	271	13	0	0
Total Votes Cast	653	100.00%	<div><div></div></div>	150	483	19	1	0
Overvotes	0			0	0	0	0	0
Undervotes	28			8	18	2	0	0
Contest Totals	681			158	501	21	1	0

PCT 197

Justice of the Peace, Precinct 4

Vote For 1

	TOTAL	VOTE %		Election Day	Early Voting	Ballot By Mail	Provision al Ballots	Limited Ballots
REP Vincent Venegoni	286	44.00%	<div><div></div></div>	65	215	5	1	0
DEM Adam Kern	364	56.00%	<div><div></div></div>	83	267	14	0	0
Total Votes Cast	650	100.00%	<div><div></div></div>	148	482	19	1	0
Overvotes	0			0	0	0	0	0
Undervotes	31			10	19	2	0	0
Contest Totals	681			158	501	21	1	0

PCT 198

U. S. Representative District 3

Vote For 1

	TOTAL	VOTE %		Election Day	Early Voting	Ballot By Mail	Provisional Ballots	Limited Ballots
REP Keith Self	59	90.77%	<div><div></div></div>	22	37	0	0	0
DEM Sandeep Srivastava	5	7.69%	<div><div></div></div>	1	2	2	0	0
LIB Christopher Claytor	1	1.54%	<div><div></div></div>	0	1	0	0	0
Total Votes Cast	65	100.00%	<div><div></div></div>	23	40	2	0	0
Overvotes	0			0	0	0	0	0
Undervotes	0			0	0	0	0	0
Contest Totals	65			23	40	2	0	0

Governor

Vote For 1

	TOTAL	VOTE %		Election Day	Early Voting	Ballot By Mail	Provisional Ballots	Limited Ballots
REP Greg Abbott	59	90.77%	<div><div></div></div>	22	37	0	0	0
DEM Beto O'Rourke	5	7.69%	<div><div></div></div>	1	2	2	0	0
LIB Mark Tippetts	0	0.00%	<div><div></div></div>	0	0	0	0	0
GRN Delilah Barrios	1	1.54%	<div><div></div></div>	0	1	0	0	0
Write-In Totals	0	0.00%	<div><div></div></div>	0	0	0	0	0
Total Votes Cast	65	100.00%	<div><div></div></div>	23	40	2	0	0
Overvotes	0			0	0	0	0	0
Undervotes	0			0	0	0	0	0
Contest Totals	65			23	40	2	0	0

Lieutenant Governor

Vote For 1

	TOTAL	VOTE %		Election Day	Early Voting	Ballot By Mail	Provisional Ballots	Limited Ballots
REP Dan Patrick	59	90.77%	<div><div></div></div>	22	37	0	0	0
DEM Mike Collier	5	7.69%	<div><div></div></div>	1	2	2	0	0
LIB Shanna Steele	1	1.54%	<div><div></div></div>	0	1	0	0	0
Total Votes Cast	65	100.00%	<div><div></div></div>	23	40	2	0	0
Overvotes	0			0	0	0	0	0
Undervotes	0			0	0	0	0	0
Contest Totals	65			23	40	2	0	0

Attorney General

Vote For 1

	TOTAL	VOTE %		Election Day	Early Voting	Ballot By Mail	Provisional Ballots	Limited Ballots
REP Ken Paxton	57	89.06%	<div><div></div></div>	20	37	0	0	0
DEM Rochelle Mercedes Garza	5	7.81%	<div><div></div></div>	1	2	2	0	0
LIB Mark Ash	2	3.12%	<div><div></div></div>	1	1	0	0	0
Total Votes Cast	64	100.00%	<div><div></div></div>	22	40	2	0	0
Overvotes	0			0	0	0	0	0
Undervotes	1			1	0	0	0	0
Contest Totals	65			23	40	2	0	0

PCT 198

Comptroller of Public Accounts

Vote For 1

	TOTAL	VOTE %		Election Day	Early Voting	Ballot By Mail	Provisional Ballots	Limited Ballots
REP Glenn Hegar	59	90.77%	<div><div></div></div>	22	37	0	0	0
DEM Janet T. Dudding	5	7.69%	<div><div></div></div>	1	2	2	0	0
LIB V. Alonzo Echevarria-Garza	1	1.54%	<div><div></div></div>	0	1	0	0	0
Total Votes Cast	65	100.00%	<div><div></div></div>	23	40	2	0	0
Overvotes	0			0	0	0	0	0
Undervotes	0			0	0	0	0	0
Contest Totals	65			23	40	2	0	0

Commissioner of the General Land Office

Vote For 1

	TOTAL	VOTE %		Election Day	Early Voting	Ballot By Mail	Provisional Ballots	Limited Ballots
REP Dawn Buckingham	60	92.31%	<div><div></div></div>	22	38	0	0	0
DEM Jay Kleberg	5	7.69%	<div><div></div></div>	1	2	2	0	0
GRN Alfred Molison, Jr	0	0.00%	<div><div></div></div>	0	0	0	0	0
Write-In Totals	0	0.00%	<div><div></div></div>	0	0	0	0	0
Total Votes Cast	65	100.00%	<div><div></div></div>	23	40	2	0	0
Overvotes	0			0	0	0	0	0
Undervotes	0			0	0	0	0	0
Contest Totals	65			23	40	2	0	0

Commissioner of Agriculture

Vote For 1

	TOTAL	VOTE %		Election Day	Early Voting	Ballot By Mail	Provisional Ballots	Limited Ballots
REP Sid Miller	60	92.31%	<div><div></div></div>	22	38	0	0	0
DEM Susan Hays	5	7.69%	<div><div></div></div>	1	2	2	0	0
Total Votes Cast	65	100.00%	<div><div></div></div>	23	40	2	0	0
Overvotes	0			0	0	0	0	0
Undervotes	0			0	0	0	0	0
Contest Totals	65			23	40	2	0	0

Railroad Commissioner

Vote For 1

	TOTAL	VOTE %		Election Day	Early Voting	Ballot By Mail	Provisional Ballots	Limited Ballots
REP Wayne Christian	59	90.77%	<div><div></div></div>	22	37	0	0	0
DEM Luke Warford	5	7.69%	<div><div></div></div>	1	2	2	0	0
LIB Jaime Andres Diez	1	1.54%	<div><div></div></div>	0	1	0	0	0
GRN Hunter Wayne Crow	0	0.00%	<div><div></div></div>	0	0	0	0	0
Total Votes Cast	65	100.00%	<div><div></div></div>	23	40	2	0	0
Overvotes	0			0	0	0	0	0
Undervotes	0			0	0	0	0	0
Contest Totals	65			23	40	2	0	0

PCT 198

Justice, Supreme Court, Place 3

Vote For 1

	TOTAL	VOTE %		Election Day	Early Voting	Ballot By Mail	Provisional Ballots	Limited Ballots
REP Debra Lehrmann	60	92.31%	<div><div></div></div>	22	38	0	0	0
DEM Erin A. Nowell	5	7.69%	<div><div></div></div>	1	2	2	0	0
LIB Thomas Edward Oxford	0	0.00%	<div><div></div></div>	0	0	0	0	0
Total Votes Cast	65	100.00%	<div><div></div></div>	23	40	2	0	0
Overvotes	0			0	0	0	0	0
Undervotes	0			0	0	0	0	0
Contest Totals	65			23	40	2	0	0

Justice, Supreme Court, Place 5

Vote For 1

	TOTAL	VOTE %		Election Day	Early Voting	Ballot By Mail	Provisional Ballots	Limited Ballots
REP Rebeca Huddle	60	92.31%	<div><div></div></div>	22	38	0	0	0
DEM Amanda Reichel	5	7.69%	<div><div></div></div>	1	2	2	0	0
Total Votes Cast	65	100.00%	<div><div></div></div>	23	40	2	0	0
Overvotes	0			0	0	0	0	0
Undervotes	0			0	0	0	0	0
Contest Totals	65			23	40	2	0	0

Justice, Supreme Court, Place 9

Vote For 1

	TOTAL	VOTE %		Election Day	Early Voting	Ballot By Mail	Provisional Ballots	Limited Ballots
REP Evan Young	60	92.31%	<div><div></div></div>	22	38	0	0	0
DEM Julia Maldonado	5	7.69%	<div><div></div></div>	1	2	2	0	0
Total Votes Cast	65	100.00%	<div><div></div></div>	23	40	2	0	0
Overvotes	0			0	0	0	0	0
Undervotes	0			0	0	0	0	0
Contest Totals	65			23	40	2	0	0

Judge, Court of Criminal Appeals, Place 5

Vote For 1

	TOTAL	VOTE %		Election Day	Early Voting	Ballot By Mail	Provisional Ballots	Limited Ballots
REP Scott Walker	60	92.31%	<div><div></div></div>	22	38	0	0	0
DEM Dana Huffman	5	7.69%	<div><div></div></div>	1	2	2	0	0
Total Votes Cast	65	100.00%	<div><div></div></div>	23	40	2	0	0
Overvotes	0			0	0	0	0	0
Undervotes	0			0	0	0	0	0
Contest Totals	65			23	40	2	0	0

PCT 198

Judge, Court of Criminal Appeals, Place 6

Vote For 1

	TOTAL	VOTE %		Election Day	Early Voting	Ballot By Mail	Provisional Ballots	Limited Ballots
REP Jesse F. McClure, III	59	92.19%	<div><div></div></div>	22	37	0	0	0
DEM Robert Johnson	5	7.81%	<div><div></div></div>	1	2	2	0	0
Total Votes Cast	64	100.00%	<div><div></div></div>	23	39	2	0	0
Overvotes	0			0	0	0	0	0
Undervotes	1			0	1	0	0	0
Contest Totals	65			23	40	2	0	0

Member, State Board of Education, District 12 CCD

Vote For 1

	TOTAL	VOTE %		Election Day	Early Voting	Ballot By Mail	Provisional Ballots	Limited Ballots
REP Pam Little	60	92.31%	<div><div></div></div>	22	38	0	0	0
DEM Alex Cornwallis	5	7.69%	<div><div></div></div>	1	2	2	0	0
LIB Christy Mowrey	0	0.00%	<div><div></div></div>	0	0	0	0	0
Write-In Totals	0	0.00%	<div><div></div></div>	0	0	0	0	0
Total Votes Cast	65	100.00%	<div><div></div></div>	23	40	2	0	0
Overvotes	0			0	0	0	0	0
Undervotes	0			0	0	0	0	0
Contest Totals	65			23	40	2	0	0

State Senator, District 8

Vote For 1

	TOTAL	VOTE %		Election Day	Early Voting	Ballot By Mail	Provisional Ballots	Limited Ballots
REP Angela Paxton	59	90.77%	<div><div></div></div>	22	37	0	0	0
DEM Jonathan Cocks	5	7.69%	<div><div></div></div>	1	2	2	0	0
LIB Edward Kless	1	1.54%	<div><div></div></div>	0	1	0	0	0
Total Votes Cast	65	100.00%	<div><div></div></div>	23	40	2	0	0
Overvotes	0			0	0	0	0	0
Undervotes	0			0	0	0	0	0
Contest Totals	65			23	40	2	0	0

State Representative, District 67

Vote For 1

	TOTAL	VOTE %		Election Day	Early Voting	Ballot By Mail	Provisional Ballots	Limited Ballots
REP Jeff Leach	60	92.31%	<div><div></div></div>	22	38	0	0	0
DEM Kevin Morris	5	7.69%	<div><div></div></div>	1	2	2	0	0
Total Votes Cast	65	100.00%	<div><div></div></div>	23	40	2	0	0
Overvotes	0			0	0	0	0	0
Undervotes	0			0	0	0	0	0
Contest Totals	65			23	40	2	0	0

PCT 198

Justice, 5th Court of Appeals District, Place 4

Vote For 1

	TOTAL	VOTE %		Election Day	Early Voting	Ballot By Mail	Provisional Ballots	Limited Ballots
REP Emily A. Miskel	60	92.31%	<div><div></div></div>	22	38	0	0	0
DEM Maricela Moore	5	7.69%	<div><div></div></div>	1	2	2	0	0
Total Votes Cast	65	100.00%	<div><div></div></div>	23	40	2	0	0
Overvotes	0			0	0	0	0	0
Undervotes	0			0	0	0	0	0
Contest Totals	65			23	40	2	0	0

Justice, 5th Court of Appeals District, Place 7

Vote For 1

	TOTAL	VOTE %		Election Day	Early Voting	Ballot By Mail	Provisional Ballots	Limited Ballots
REP Kristina Williams	60	92.31%	<div><div></div></div>	22	38	0	0	0
DEM Nancy Kennedy	5	7.69%	<div><div></div></div>	1	2	2	0	0
Total Votes Cast	65	100.00%	<div><div></div></div>	23	40	2	0	0
Overvotes	0			0	0	0	0	0
Undervotes	0			0	0	0	0	0
Contest Totals	65			23	40	2	0	0

County Judge CCD

Vote For 1

	TOTAL	VOTE %		Election Day	Early Voting	Ballot By Mail	Provisional Ballots	Limited Ballots
REP Chris Hill	58	90.62%	<div><div></div></div>	22	36	0	0	0
DEM Joshua Murray	6	9.38%	<div><div></div></div>	1	3	2	0	0
Total Votes Cast	64	100.00%	<div><div></div></div>	23	39	2	0	0
Overvotes	0			0	0	0	0	0
Undervotes	1			0	1	0	0	0
Contest Totals	65			23	40	2	0	0

District Clerk CCD

Vote For 1

	TOTAL	VOTE %		Election Day	Early Voting	Ballot By Mail	Provisional Ballots	Limited Ballots
REP Mike Gould	60	92.31%	<div><div></div></div>	22	38	0	0	0
DEM David Brignac	5	7.69%	<div><div></div></div>	1	2	2	0	0
Total Votes Cast	65	100.00%	<div><div></div></div>	23	40	2	0	0
Overvotes	0			0	0	0	0	0
Undervotes	0			0	0	0	0	0
Contest Totals	65			23	40	2	0	0

PCT 198

Justice of the Peace, Precinct 2

Vote For 1

	TOTAL	VOTE %		Election Day	Early Voting	Ballot By Mail	Provision al Ballots	Limited Ballots
REP Ellen Skinner	58	92.06%	<div><div></div></div>	21	37	0	0	0
DEM Jennifer McKenzie	5	7.94%	<div><div></div></div>	1	2	2	0	0
Total Votes Cast	63	100.00%	<div><div></div></div>	22	39	2	0	0
Overvotes	0			0	0	0	0	0
Undervotes	2			1	1	0	0	0
Contest Totals	65			23	40	2	0	0

PCT 199

U. S. Representative, District 4

Vote For 1

	TOTAL	VOTE %		Election Day	Early Voting	Ballot By Mail	Provisional Ballots	Limited Ballots
REP Pat Fallon	1,386	72.45%	<div><div></div></div>	381	991	12	2	0
DEM Iro Omere	487	25.46%	<div><div></div></div>	140	334	10	3	0
LIB John Simmons	40	2.09%	<div><div></div></div>	19	21	0	0	0
Total Votes Cast	1,913	100.00%	<div><div></div></div>	540	1,346	22	5	0
Overvotes	0			0	0	0	0	0
Undervotes	15			0	14	1	0	0
Contest Totals	1,928			540	1,360	23	5	0

Governor

Vote For 1

	TOTAL	VOTE %		Election Day	Early Voting	Ballot By Mail	Provisional Ballots	Limited Ballots
REP Greg Abbott	1,370	71.10%	<div><div></div></div>	373	985	10	2	0
DEM Beto O'Rourke	539	27.97%	<div><div></div></div>	158	366	12	3	0
LIB Mark Tippetts	17	0.88%	<div><div></div></div>	8	8	1	0	0
GRN Delilah Barrios	0	0.00%	<div><div></div></div>	0	0	0	0	0
Write-In Totals	1	0.05%	<div><div></div></div>	1	0	0	0	0
Total Votes Cast	1,927	100.00%	<div><div></div></div>	540	1,359	23	5	0
Overvotes	0			0	0	0	0	0
Undervotes	1			0	1	0	0	0
Contest Totals	1,928			540	1,360	23	5	0

Lieutenant Governor

Vote For 1

	TOTAL	VOTE %		Election Day	Early Voting	Ballot By Mail	Provisional Ballots	Limited Ballots
REP Dan Patrick	1,344	70.07%	<div><div></div></div>	370	962	10	2	0
DEM Mike Collier	528	27.53%	<div><div></div></div>	154	359	12	3	0
LIB Shanna Steele	46	2.40%	<div><div></div></div>	15	31	0	0	0
Total Votes Cast	1,918	100.00%	<div><div></div></div>	539	1,352	22	5	0
Overvotes	0			0	0	0	0	0
Undervotes	10			1	8	1	0	0
Contest Totals	1,928			540	1,360	23	5	0

Attorney General

Vote For 1

	TOTAL	VOTE %		Election Day	Early Voting	Ballot By Mail	Provisional Ballots	Limited Ballots
REP Ken Paxton	1,315	68.85%	<div><div></div></div>	362	943	8	2	0
DEM Rochelle Mercedes Garza	538	28.17%	<div><div></div></div>	163	360	12	3	0
LIB Mark Ash	57	2.98%	<div><div></div></div>	12	43	2	0	0
Total Votes Cast	1,910	100.00%	<div><div></div></div>	537	1,346	22	5	0
Overvotes	0			0	0	0	0	0
Undervotes	18			3	14	1	0	0
Contest Totals	1,928			540	1,360	23	5	0

PCT 199

Comptroller of Public Accounts

Vote For 1

	TOTAL	VOTE %		Election Day	Early Voting	Ballot By Mail	Provisional Ballots	Limited Ballots
REP Glenn Hegar	1,393	73.47%	<div><div></div></div>	385	994	12	2	0
DEM Janet T. Dudding	475	25.05%	<div><div></div></div>	135	328	10	2	0
LIB V. Alonzo Echevarria-Garza	28	1.48%	<div><div></div></div>	12	16	0	0	0
Total Votes Cast	1,896	100.00%	<div><div></div></div>	532	1,338	22	4	0
Overvotes	0			0	0	0	0	0
Undervotes	32			8	22	1	1	0
Contest Totals	1,928			540	1,360	23	5	0

Commissioner of the General Land Office

Vote For 1

	TOTAL	VOTE %		Election Day	Early Voting	Ballot By Mail	Provisional Ballots	Limited Ballots
REP Dawn Buckingham	1,409	74.24%	<div><div></div></div>	388	1,006	13	2	0
DEM Jay Kleberg	478	25.18%	<div><div></div></div>	141	325	9	3	0
GRN Alfred Molison, Jr	10	0.53%	<div><div></div></div>	3	7	0	0	0
Write-In Totals	1	0.05%	<div><div></div></div>	1	0	0	0	0
Total Votes Cast	1,898	100.00%	<div><div></div></div>	533	1,338	22	5	0
Overvotes	0			0	0	0	0	0
Undervotes	30			7	22	1	0	0
Contest Totals	1,928			540	1,360	23	5	0

Commissioner of Agriculture

Vote For 1

	TOTAL	VOTE %		Election Day	Early Voting	Ballot By Mail	Provisional Ballots	Limited Ballots
REP Sid Miller	1,401	74.01%	<div><div></div></div>	386	1,001	12	2	0
DEM Susan Hays	492	25.99%	<div><div></div></div>	145	334	10	3	0
Total Votes Cast	1,893	100.00%	<div><div></div></div>	531	1,335	22	5	0
Overvotes	0			0	0	0	0	0
Undervotes	35			9	25	1	0	0
Contest Totals	1,928			540	1,360	23	5	0

Railroad Commissioner

Vote For 1

	TOTAL	VOTE %		Election Day	Early Voting	Ballot By Mail	Provisional Ballots	Limited Ballots
REP Wayne Christian	1,368	72.23%	<div><div></div></div>	375	980	11	2	0
DEM Luke Warford	474	25.03%	<div><div></div></div>	138	323	10	3	0
LIB Jaime Andres Diez	45	2.38%	<div><div></div></div>	16	28	1	0	0
GRN Hunter Wayne Crow	7	0.37%	<div><div></div></div>	2	5	0	0	0
Total Votes Cast	1,894	100.00%	<div><div></div></div>	531	1,336	22	5	0
Overvotes	0			0	0	0	0	0
Undervotes	34			9	24	1	0	0
Contest Totals	1,928			540	1,360	23	5	0

PCT 199

Justice, Supreme Court, Place 3

Vote For 1

	TOTAL	VOTE %		Election Day	Early Voting	Ballot By Mail	Provisional Ballots	Limited Ballots
REP Debra Lehrmann	1,372	72.36%	<div><div></div></div>	373	985	12	2	0
DEM Erin A. Nowell	487	25.69%	<div><div></div></div>	143	332	9	3	0
LIB Thomas Edward Oxford	37	1.95%	<div><div></div></div>	17	20	0	0	0
Total Votes Cast	1,896	100.00%	<div><div></div></div>	533	1,337	21	5	0
Overvotes	0			0	0	0	0	0
Undervotes	32			7	23	2	0	0
Contest Totals	1,928			540	1,360	23	5	0

Justice, Supreme Court, Place 5

Vote For 1

	TOTAL	VOTE %		Election Day	Early Voting	Ballot By Mail	Provisional Ballots	Limited Ballots
REP Rebeca Huddle	1,385	73.20%	<div><div></div></div>	384	987	12	2	0
DEM Amanda Reichel	507	26.80%	<div><div></div></div>	147	347	10	3	0
Total Votes Cast	1,892	100.00%	<div><div></div></div>	531	1,334	22	5	0
Overvotes	0			0	0	0	0	0
Undervotes	36			9	26	1	0	0
Contest Totals	1,928			540	1,360	23	5	0

Justice, Supreme Court, Place 9

Vote For 1

	TOTAL	VOTE %		Election Day	Early Voting	Ballot By Mail	Provisional Ballots	Limited Ballots
REP Evan Young	1,376	72.77%	<div><div></div></div>	379	983	12	2	0
DEM Julia Maldonado	515	27.23%	<div><div></div></div>	152	350	10	3	0
Total Votes Cast	1,891	100.00%	<div><div></div></div>	531	1,333	22	5	0
Overvotes	0			0	0	0	0	0
Undervotes	37			9	27	1	0	0
Contest Totals	1,928			540	1,360	23	5	0

Judge, Court of Criminal Appeals, Place 5

Vote For 1

	TOTAL	VOTE %		Election Day	Early Voting	Ballot By Mail	Provisional Ballots	Limited Ballots
REP Scott Walker	1,381	73.26%	<div><div></div></div>	382	985	12	2	0
DEM Dana Huffman	504	26.74%	<div><div></div></div>	145	346	10	3	0
Total Votes Cast	1,885	100.00%	<div><div></div></div>	527	1,331	22	5	0
Overvotes	0			0	0	0	0	0
Undervotes	43			13	29	1	0	0
Contest Totals	1,928			540	1,360	23	5	0

PCT 199

Judge, Court of Criminal Appeals, Place 6

Vote For 1

	TOTAL	VOTE %		Election Day	Early Voting	Ballot By Mail	Provisional Ballots	Limited Ballots
REP Jesse F. McClure, III	1,385	73.40%	<div><div></div></div>	385	986	12	2	0
DEM Robert Johnson	502	26.60%	<div><div></div></div>	144	345	10	3	0
Total Votes Cast	1,887	100.00%	<div><div></div></div>	529	1,331	22	5	0
Overvotes	0			0	0	0	0	0
Undervotes	41			11	29	1	0	0
Contest Totals	1,928			540	1,360	23	5	0

Member, State Board of Education, District 12 CCD

Vote For 1

	TOTAL	VOTE %		Election Day	Early Voting	Ballot By Mail	Provisional Ballots	Limited Ballots
REP Pam Little	1,359	71.87%	<div><div></div></div>	370	977	12	0	0
DEM Alex Cornwallis	475	25.12%	<div><div></div></div>	138	326	8	3	0
LIB Christy Mowrey	57	3.01%	<div><div></div></div>	19	34	2	2	0
Write-In Totals	0	0.00%	<div><div></div></div>	0	0	0	0	0
Total Votes Cast	1,891	100.00%	<div><div></div></div>	527	1,337	22	5	0
Overvotes	0			0	0	0	0	0
Undervotes	37			13	23	1	0	0
Contest Totals	1,928			540	1,360	23	5	0

State Senator, District 8

Vote For 1

	TOTAL	VOTE %		Election Day	Early Voting	Ballot By Mail	Provisional Ballots	Limited Ballots
REP Angela Paxton	1,330	70.22%	<div><div></div></div>	370	949	9	2	0
DEM Jonathan Cocks	512	27.03%	<div><div></div></div>	145	352	12	3	0
LIB Edward Kless	52	2.75%	<div><div></div></div>	16	35	1	0	0
Total Votes Cast	1,894	100.00%	<div><div></div></div>	531	1,336	22	5	0
Overvotes	0			0	0	0	0	0
Undervotes	34			9	24	1	0	0
Contest Totals	1,928			540	1,360	23	5	0

State Representative, District 66

Vote For 1

	TOTAL	VOTE %		Election Day	Early Voting	Ballot By Mail	Provisional Ballots	Limited Ballots
REP Matt Shaheen	1,396	73.75%	<div><div></div></div>	385	997	12	2	0
DEM Jesse Ringness	497	26.25%	<div><div></div></div>	144	340	10	3	0
Total Votes Cast	1,893	100.00%	<div><div></div></div>	529	1,337	22	5	0
Overvotes	0			0	0	0	0	0
Undervotes	35			11	23	1	0	0
Contest Totals	1,928			540	1,360	23	5	0

PCT 199

Justice, 5th Court of Appeals District, Place 4

Vote For 1

	TOTAL	VOTE %		Election Day	Early Voting	Ballot By Mail	Provisional Ballots	Limited Ballots
REP Emily A. Miskel	1,396	74.18%	<div><div></div></div>	385	998	11	2	0
DEM Maricela Moore	486	25.82%	<div><div></div></div>	139	333	11	3	0
Total Votes Cast	1,882	100.00%	<div><div></div></div>	524	1,331	22	5	0
Overvotes	0			0	0	0	0	0
Undervotes	46			16	29	1	0	0
Contest Totals	1,928			540	1,360	23	5	0

Justice, 5th Court of Appeals District, Place 7

Vote For 1

	TOTAL	VOTE %		Election Day	Early Voting	Ballot By Mail	Provisional Ballots	Limited Ballots
REP Kristina Williams	1,376	73.07%	<div><div></div></div>	377	985	12	2	0
DEM Nancy Kennedy	507	26.93%	<div><div></div></div>	149	345	10	3	0
Total Votes Cast	1,883	100.00%	<div><div></div></div>	526	1,330	22	5	0
Overvotes	0			0	0	0	0	0
Undervotes	45			14	30	1	0	0
Contest Totals	1,928			540	1,360	23	5	0

County Judge CCD

Vote For 1

	TOTAL	VOTE %		Election Day	Early Voting	Ballot By Mail	Provisional Ballots	Limited Ballots
REP Chris Hill	1,385	73.20%	<div><div></div></div>	381	990	12	2	0
DEM Joshua Murray	507	26.80%	<div><div></div></div>	147	347	10	3	0
Total Votes Cast	1,892	100.00%	<div><div></div></div>	528	1,337	22	5	0
Overvotes	0			0	0	0	0	0
Undervotes	36			12	23	1	0	0
Contest Totals	1,928			540	1,360	23	5	0

District Clerk CCD

Vote For 1

	TOTAL	VOTE %		Election Day	Early Voting	Ballot By Mail	Provisional Ballots	Limited Ballots
REP Mike Gould	1,394	74.07%	<div><div></div></div>	383	998	11	2	0
DEM David Brignac	488	25.93%	<div><div></div></div>	141	334	10	3	0
Total Votes Cast	1,882	100.00%	<div><div></div></div>	524	1,332	21	5	0
Overvotes	0			0	0	0	0	0
Undervotes	46			16	28	2	0	0
Contest Totals	1,928			540	1,360	23	5	0

PCT 199

Justice of the Peace, Precinct 4

Vote For 1

	TOTAL	VOTE %		Election Day	Early Voting	Ballot By Mail	Provision al Ballots	Limited Ballots
REP Vincent Venegoni	1,381	73.85%	<div><div></div></div>	379	988	12	2	0
DEM Adam Kern	489	26.15%	<div><div></div></div>	142	334	10	3	0
Total Votes Cast	1,870	100.00%	<div><div></div></div>	521	1,322	22	5	0
Overvotes	0			0	0	0	0	0
Undervotes	58			19	38	1	0	0
Contest Totals	1,928			540	1,360	23	5	0

PCT 200

U. S. Representative District 3

Vote For 1

	TOTAL	VOTE %		Election Day	Early Voting	Ballot By Mail	Provisional Ballots	Limited Ballots
REP Keith Self	688	71.30%	<div><div></div></div>	243	433	12	0	0
DEM Sandeep Srivastava	251	26.01%	<div><div></div></div>	62	172	17	0	0
LIB Christopher Claytor	26	2.69%	<div><div></div></div>	9	15	2	0	0
Total Votes Cast	965	100.00%	<div><div></div></div>	314	620	31	0	0
Overvotes	0			0	0	0	0	0
Undervotes	26			11	14	1	0	0
Contest Totals	991			325	634	32	0	0

Governor

Vote For 1

	TOTAL	VOTE %		Election Day	Early Voting	Ballot By Mail	Provisional Ballots	Limited Ballots
REP Greg Abbott	700	70.92%	<div><div></div></div>	242	443	15	0	0
DEM Beto O'Rourke	271	27.46%	<div><div></div></div>	77	177	17	0	0
LIB Mark Tippetts	14	1.42%	<div><div></div></div>	5	9	0	0	0
GRN Delilah Barrios	2	0.20%	<div><div></div></div>	0	2	0	0	0
Write-In Totals	0	0.00%	<div><div></div></div>	0	0	0	0	0
Total Votes Cast	987	100.00%	<div><div></div></div>	324	631	32	0	0
Overvotes	0			0	0	0	0	0
Undervotes	4			1	3	0	0	0
Contest Totals	991			325	634	32	0	0

Lieutenant Governor

Vote For 1

	TOTAL	VOTE %		Election Day	Early Voting	Ballot By Mail	Provisional Ballots	Limited Ballots
REP Dan Patrick	676	69.05%	<div><div></div></div>	237	427	12	0	0
DEM Mike Collier	274	27.99%	<div><div></div></div>	72	183	19	0	0
LIB Shanna Steele	29	2.96%	<div><div></div></div>	8	20	1	0	0
Total Votes Cast	979	100.00%	<div><div></div></div>	317	630	32	0	0
Overvotes	0			0	0	0	0	0
Undervotes	12			8	4	0	0	0
Contest Totals	991			325	634	32	0	0

Attorney General

Vote For 1

	TOTAL	VOTE %		Election Day	Early Voting	Ballot By Mail	Provisional Ballots	Limited Ballots
REP Ken Paxton	676	69.62%	<div><div></div></div>	237	428	11	0	0
DEM Rochelle Mercedes Garza	256	26.36%	<div><div></div></div>	67	171	18	0	0
LIB Mark Ash	39	4.02%	<div><div></div></div>	12	25	2	0	0
Total Votes Cast	971	100.00%	<div><div></div></div>	316	624	31	0	0
Overvotes	0			0	0	0	0	0
Undervotes	20			9	10	1	0	0
Contest Totals	991			325	634	32	0	0

PCT 200

Comptroller of Public Accounts

Vote For 1

	TOTAL	VOTE %		Election Day	Early Voting	Ballot By Mail	Provisional Ballots	Limited Ballots
REP Glenn Hegar	694	71.77%	<div><div></div></div>	238	446	10	0	0
DEM Janet T. Dudding	244	25.23%	<div><div></div></div>	62	161	21	0	0
LIB V. Alonzo Echevarria-Garza	29	3.00%	<div><div></div></div>	12	16	1	0	0
Total Votes Cast	967	100.00%	<div><div></div></div>	312	623	32	0	0
Overvotes	0			0	0	0	0	0
Undervotes	24			13	11	0	0	0
Contest Totals	991			325	634	32	0	0

Commissioner of the General Land Office

Vote For 1

	TOTAL	VOTE %		Election Day	Early Voting	Ballot By Mail	Provisional Ballots	Limited Ballots
REP Dawn Buckingham	698	72.48%	<div><div></div></div>	242	445	11	0	0
DEM Jay Kleberg	253	26.27%	<div><div></div></div>	64	170	19	0	0
GRN Alfred Molison, Jr	12	1.25%	<div><div></div></div>	5	7	0	0	0
Write-In Totals	0	0.00%	<div><div></div></div>	0	0	0	0	0
Total Votes Cast	963	100.00%	<div><div></div></div>	311	622	30	0	0
Overvotes	0			0	0	0	0	0
Undervotes	28			14	12	2	0	0
Contest Totals	991			325	634	32	0	0

Commissioner of Agriculture

Vote For 1

	TOTAL	VOTE %		Election Day	Early Voting	Ballot By Mail	Provisional Ballots	Limited Ballots
REP Sid Miller	702	72.90%	<div><div></div></div>	248	442	12	0	0
DEM Susan Hays	261	27.10%	<div><div></div></div>	62	179	20	0	0
Total Votes Cast	963	100.00%	<div><div></div></div>	310	621	32	0	0
Overvotes	0			0	0	0	0	0
Undervotes	28			15	13	0	0	0
Contest Totals	991			325	634	32	0	0

Railroad Commissioner

Vote For 1

	TOTAL	VOTE %		Election Day	Early Voting	Ballot By Mail	Provisional Ballots	Limited Ballots
REP Wayne Christian	684	71.03%	<div><div></div></div>	243	432	9	0	0
DEM Luke Warford	245	25.44%	<div><div></div></div>	57	170	18	0	0
LIB Jaime Andres Diez	27	2.80%	<div><div></div></div>	10	15	2	0	0
GRN Hunter Wayne Crow	7	0.73%	<div><div></div></div>	1	4	2	0	0
Total Votes Cast	963	100.00%	<div><div></div></div>	311	621	31	0	0
Overvotes	0			0	0	0	0	0
Undervotes	28			14	13	1	0	0
Contest Totals	991			325	634	32	0	0

PCT 200

Justice, Supreme Court, Place 3

Vote For 1

	TOTAL	VOTE %		Election Day	Early Voting	Ballot By Mail	Provisional Ballots	Limited Ballots
REP Debra Lehrmann	687	71.71%	<div><div></div></div>	239	436	12	0	0
DEM Erin A. Nowell	253	26.41%	<div><div></div></div>	65	170	18	0	0
LIB Thomas Edward Oxford	18	1.88%	<div><div></div></div>	6	12	0	0	0
Total Votes Cast	958	100.00%	<div><div></div></div>	310	618	30	0	0
Overvotes	0			0	0	0	0	0
Undervotes	33			15	16	2	0	0
Contest Totals	991			325	634	32	0	0

Justice, Supreme Court, Place 5

Vote For 1

	TOTAL	VOTE %		Election Day	Early Voting	Ballot By Mail	Provisional Ballots	Limited Ballots
REP Rebeca Huddle	707	74.11%	<div><div></div></div>	243	451	13	0	0
DEM Amanda Reichel	247	25.89%	<div><div></div></div>	64	166	17	0	0
Total Votes Cast	954	100.00%	<div><div></div></div>	307	617	30	0	0
Overvotes	0			0	0	0	0	0
Undervotes	37			18	17	2	0	0
Contest Totals	991			325	634	32	0	0

Justice, Supreme Court, Place 9

Vote For 1

	TOTAL	VOTE %		Election Day	Early Voting	Ballot By Mail	Provisional Ballots	Limited Ballots
REP Evan Young	703	73.84%	<div><div></div></div>	243	448	12	0	0
DEM Julia Maldonado	249	26.16%	<div><div></div></div>	64	167	18	0	0
Total Votes Cast	952	100.00%	<div><div></div></div>	307	615	30	0	0
Overvotes	0			0	0	0	0	0
Undervotes	39			18	19	2	0	0
Contest Totals	991			325	634	32	0	0

Judge, Court of Criminal Appeals, Place 5

Vote For 1

	TOTAL	VOTE %		Election Day	Early Voting	Ballot By Mail	Provisional Ballots	Limited Ballots
REP Scott Walker	698	73.24%	<div><div></div></div>	241	446	11	0	0
DEM Dana Huffman	255	26.76%	<div><div></div></div>	66	169	20	0	0
Total Votes Cast	953	100.00%	<div><div></div></div>	307	615	31	0	0
Overvotes	0			0	0	0	0	0
Undervotes	38			18	19	1	0	0
Contest Totals	991			325	634	32	0	0

PCT 200

Judge, Court of Criminal Appeals, Place 6

Vote For 1

	TOTAL	VOTE %		Election Day	Early Voting	Ballot By Mail	Provisional Ballots	Limited Ballots
REP Jesse F. McClure, III	703	74.08%	<div><div></div></div>	241	448	14	0	0
DEM Robert Johnson	246	25.92%	<div><div></div></div>	63	168	15	0	0
Total Votes Cast	949	100.00%	<div><div></div></div>	304	616	29	0	0
Overvotes	0			0	0	0	0	0
Undervotes	42			21	18	3	0	0
Contest Totals	991			325	634	32	0	0

Member, State Board of Education, District 12 CCD

Vote For 1

	TOTAL	VOTE %		Election Day	Early Voting	Ballot By Mail	Provisional Ballots	Limited Ballots
REP Pam Little	672	70.00%	<div><div></div></div>	236	426	10	0	0
DEM Alex Cornwallis	247	25.73%	<div><div></div></div>	61	169	17	0	0
LIB Christy Mowrey	41	4.27%	<div><div></div></div>	15	22	4	0	0
Write-In Totals	0	0.00%	<div><div></div></div>	0	0	0	0	0
Total Votes Cast	960	100.00%	<div><div></div></div>	312	617	31	0	0
Overvotes	0			0	0	0	0	0
Undervotes	31			13	17	1	0	0
Contest Totals	991			325	634	32	0	0

State Senator, District 8

Vote For 1

	TOTAL	VOTE %		Election Day	Early Voting	Ballot By Mail	Provisional Ballots	Limited Ballots
REP Angela Paxton	668	69.95%	<div><div></div></div>	237	421	10	0	0
DEM Jonathan Cocks	256	26.81%	<div><div></div></div>	62	176	18	0	0
LIB Edward Kless	31	3.25%	<div><div></div></div>	10	19	2	0	0
Total Votes Cast	955	100.00%	<div><div></div></div>	309	616	30	0	0
Overvotes	0			0	0	0	0	0
Undervotes	36			16	18	2	0	0
Contest Totals	991			325	634	32	0	0

State Representative, District 67

Vote For 1

	TOTAL	VOTE %		Election Day	Early Voting	Ballot By Mail	Provisional Ballots	Limited Ballots
REP Jeff Leach	702	73.66%	<div><div></div></div>	246	443	13	0	0
DEM Kevin Morris	251	26.34%	<div><div></div></div>	61	173	17	0	0
Total Votes Cast	953	100.00%	<div><div></div></div>	307	616	30	0	0
Overvotes	0			0	0	0	0	0
Undervotes	38			18	18	2	0	0
Contest Totals	991			325	634	32	0	0

PCT 200

Justice, 5th Court of Appeals District, Place 4

Vote For 1

	TOTAL	VOTE %		Election Day	Early Voting	Ballot By Mail	Provisional Ballots	Limited Ballots
REP Emily A. Miskel	705	74.21%	<div><div></div></div>	242	450	13	0	0
DEM Maricela Moore	245	25.79%	<div><div></div></div>	63	165	17	0	0
Total Votes Cast	950	100.00%	<div><div></div></div>	305	615	30	0	0
Overvotes	0			0	0	0	0	0
Undervotes	41			20	19	2	0	0
Contest Totals	991			325	634	32	0	0

Justice, 5th Court of Appeals District, Place 7

Vote For 1

	TOTAL	VOTE %		Election Day	Early Voting	Ballot By Mail	Provisional Ballots	Limited Ballots
REP Kristina Williams	700	73.61%	<div><div></div></div>	243	444	13	0	0
DEM Nancy Kennedy	251	26.39%	<div><div></div></div>	63	170	18	0	0
Total Votes Cast	951	100.00%	<div><div></div></div>	306	614	31	0	0
Overvotes	0			0	0	0	0	0
Undervotes	40			19	20	1	0	0
Contest Totals	991			325	634	32	0	0

County Judge CCD

Vote For 1

	TOTAL	VOTE %		Election Day	Early Voting	Ballot By Mail	Provisional Ballots	Limited Ballots
REP Chris Hill	701	73.25%	<div><div></div></div>	241	449	11	0	0
DEM Joshua Murray	256	26.75%	<div><div></div></div>	65	172	19	0	0
Total Votes Cast	957	100.00%	<div><div></div></div>	306	621	30	0	0
Overvotes	0			0	0	0	0	0
Undervotes	34			19	13	2	0	0
Contest Totals	991			325	634	32	0	0

District Clerk CCD

Vote For 1

	TOTAL	VOTE %		Election Day	Early Voting	Ballot By Mail	Provisional Ballots	Limited Ballots
REP Mike Gould	706	73.85%	<div><div></div></div>	243	452	11	0	0
DEM David Brignac	250	26.15%	<div><div></div></div>	63	168	19	0	0
Total Votes Cast	956	100.00%	<div><div></div></div>	306	620	30	0	0
Overvotes	0			0	0	0	0	0
Undervotes	35			19	14	2	0	0
Contest Totals	991			325	634	32	0	0

PCT 201

U. S. Representative, District 4

Vote For 1

	TOTAL	VOTE %	Election Day	Early Voting	Ballot By Mail	Provision al Ballots	Limited Ballots
REP Pat Fallon	0		0	0	0	0	0
DEM Iro Omere	0		0	0	0	0	0
LIB John Simmons	0		0	0	0	0	0
Total Votes Cast	0		0	0	0	0	0
Overvotes	0		0	0	0	0	0
Undervotes	0		0	0	0	0	0
Contest Totals	0		0	0	0	0	0

Governor

Vote For 1

	TOTAL	VOTE %	Election Day	Early Voting	Ballot By Mail	Provision al Ballots	Limited Ballots
REP Greg Abbott	0		0	0	0	0	0
DEM Beto O'Rourke	0		0	0	0	0	0
LIB Mark Tippetts	0		0	0	0	0	0
GRN Delilah Barrios	0		0	0	0	0	0
Write-In Totals	0		0	0	0	0	0
Total Votes Cast	0		0	0	0	0	0
Overvotes	0		0	0	0	0	0
Undervotes	0		0	0	0	0	0
Contest Totals	0		0	0	0	0	0

Lieutenant Governor

Vote For 1

	TOTAL	VOTE %	Election Day	Early Voting	Ballot By Mail	Provision al Ballots	Limited Ballots
REP Dan Patrick	0		0	0	0	0	0
DEM Mike Collier	0		0	0	0	0	0
LIB Shanna Steele	0		0	0	0	0	0
Total Votes Cast	0		0	0	0	0	0
Overvotes	0		0	0	0	0	0
Undervotes	0		0	0	0	0	0
Contest Totals	0		0	0	0	0	0

Attorney General

Vote For 1

	TOTAL	VOTE %	Election Day	Early Voting	Ballot By Mail	Provision al Ballots	Limited Ballots
REP Ken Paxton	0		0	0	0	0	0
DEM Rochelle Mercedes Garza	0		0	0	0	0	0
LIB Mark Ash	0		0	0	0	0	0
Total Votes Cast	0		0	0	0	0	0
Overvotes	0		0	0	0	0	0
Undervotes	0		0	0	0	0	0
Contest Totals	0		0	0	0	0	0

PCT 201

Comptroller of Public Accounts

Vote For 1

	TOTAL	VOTE %	Election Day	Early Voting	Ballot By Mail	Provision al Ballots	Limited Ballots
REP Glenn Hegar	0		0	0	0	0	0
DEM Janet T. Dudding	0		0	0	0	0	0
LIB V. Alonzo Echevarria-Garza	0		0	0	0	0	0
Total Votes Cast	0		0	0	0	0	0
Overvotes	0		0	0	0	0	0
Undervotes	0		0	0	0	0	0
Contest Totals	0		0	0	0	0	0

Commissioner of the General Land Office

Vote For 1

	TOTAL	VOTE %	Election Day	Early Voting	Ballot By Mail	Provision al Ballots	Limited Ballots
REP Dawn Buckingham	0		0	0	0	0	0
DEM Jay Kleberg	0		0	0	0	0	0
GRN Alfred Molison, Jr	0		0	0	0	0	0
Write-In Totals	0		0	0	0	0	0
Total Votes Cast	0		0	0	0	0	0
Overvotes	0		0	0	0	0	0
Undervotes	0		0	0	0	0	0
Contest Totals	0		0	0	0	0	0

Commissioner of Agriculture

Vote For 1

	TOTAL	VOTE %	Election Day	Early Voting	Ballot By Mail	Provision al Ballots	Limited Ballots
REP Sid Miller	0		0	0	0	0	0
DEM Susan Hays	0		0	0	0	0	0
Total Votes Cast	0		0	0	0	0	0
Overvotes	0		0	0	0	0	0
Undervotes	0		0	0	0	0	0
Contest Totals	0		0	0	0	0	0

Railroad Commissioner

Vote For 1

	TOTAL	VOTE %	Election Day	Early Voting	Ballot By Mail	Provision al Ballots	Limited Ballots
REP Wayne Christian	0		0	0	0	0	0
DEM Luke Warford	0		0	0	0	0	0
LIB Jaime Andres Diez	0		0	0	0	0	0
GRN Hunter Wayne Crow	0		0	0	0	0	0
Total Votes Cast	0		0	0	0	0	0
Overvotes	0		0	0	0	0	0
Undervotes	0		0	0	0	0	0
Contest Totals	0		0	0	0	0	0

PCT 201

Justice, Supreme Court, Place 3

Vote For 1

	TOTAL	VOTE %	Election Day	Early Voting	Ballot By Mail	Provision al Ballots	Limited Ballots
REP Debra Lehrmann	0		0	0	0	0	0
DEM Erin A. Nowell	0		0	0	0	0	0
LIB Thomas Edward Oxford	0		0	0	0	0	0
Total Votes Cast	0		0	0	0	0	0
Overvotes	0		0	0	0	0	0
Undervotes	0		0	0	0	0	0
Contest Totals	0		0	0	0	0	0

Justice, Supreme Court, Place 5

Vote For 1

	TOTAL	VOTE %	Election Day	Early Voting	Ballot By Mail	Provision al Ballots	Limited Ballots
REP Rebeca Huddle	0		0	0	0	0	0
DEM Amanda Reichel	0		0	0	0	0	0
Total Votes Cast	0		0	0	0	0	0
Overvotes	0		0	0	0	0	0
Undervotes	0		0	0	0	0	0
Contest Totals	0		0	0	0	0	0

Justice, Supreme Court, Place 9

Vote For 1

	TOTAL	VOTE %	Election Day	Early Voting	Ballot By Mail	Provision al Ballots	Limited Ballots
REP Evan Young	0		0	0	0	0	0
DEM Julia Maldonado	0		0	0	0	0	0
Total Votes Cast	0		0	0	0	0	0
Overvotes	0		0	0	0	0	0
Undervotes	0		0	0	0	0	0
Contest Totals	0		0	0	0	0	0

Judge, Court of Criminal Appeals, Place 5

Vote For 1

	TOTAL	VOTE %	Election Day	Early Voting	Ballot By Mail	Provision al Ballots	Limited Ballots
REP Scott Walker	0		0	0	0	0	0
DEM Dana Huffman	0		0	0	0	0	0
Total Votes Cast	0		0	0	0	0	0
Overvotes	0		0	0	0	0	0
Undervotes	0		0	0	0	0	0
Contest Totals	0		0	0	0	0	0

PCT 201

Judge, Court of Criminal Appeals, Place 6

Vote For 1

	TOTAL	VOTE %	Election Day	Early Voting	Ballot By Mail	Provision al Ballots	Limited Ballots
REP Jesse F. McClure, III	0		0	0	0	0	0
DEM Robert Johnson	0		0	0	0	0	0
Total Votes Cast	0		0	0	0	0	0
Overvotes	0		0	0	0	0	0
Undervotes	0		0	0	0	0	0
Contest Totals	0		0	0	0	0	0

Member, State Board of Education, District 12 CCD

Vote For 1

	TOTAL	VOTE %	Election Day	Early Voting	Ballot By Mail	Provision al Ballots	Limited Ballots
REP Pam Little	0		0	0	0	0	0
DEM Alex Cornwallis	0		0	0	0	0	0
LIB Christy Mowrey	0		0	0	0	0	0
Write-In Totals	0		0	0	0	0	0
Total Votes Cast	0		0	0	0	0	0
Overvotes	0		0	0	0	0	0
Undervotes	0		0	0	0	0	0
Contest Totals	0		0	0	0	0	0

State Senator, District 8

Vote For 1

	TOTAL	VOTE %	Election Day	Early Voting	Ballot By Mail	Provision al Ballots	Limited Ballots
REP Angela Paxton	0		0	0	0	0	0
DEM Jonathan Cocks	0		0	0	0	0	0
LIB Edward Kless	0		0	0	0	0	0
Total Votes Cast	0		0	0	0	0	0
Overvotes	0		0	0	0	0	0
Undervotes	0		0	0	0	0	0
Contest Totals	0		0	0	0	0	0

State Representative, District 67

Vote For 1

	TOTAL	VOTE %	Election Day	Early Voting	Ballot By Mail	Provision al Ballots	Limited Ballots
REP Jeff Leach	0		0	0	0	0	0
DEM Kevin Morris	0		0	0	0	0	0
Total Votes Cast	0		0	0	0	0	0
Overvotes	0		0	0	0	0	0
Undervotes	0		0	0	0	0	0
Contest Totals	0		0	0	0	0	0

PCT 201

Justice, 5th Court of Appeals District, Place 4

Vote For 1

	TOTAL	VOTE %	Election Day	Early Voting	Ballot By Mail	Provision al Ballots	Limited Ballots
REP Emily A. Miskel	0		0	0	0	0	0
DEM Maricela Moore	0		0	0	0	0	0
Total Votes Cast	0		0	0	0	0	0
Overvotes	0		0	0	0	0	0
Undervotes	0		0	0	0	0	0
Contest Totals	0		0	0	0	0	0

Justice, 5th Court of Appeals District, Place 7

Vote For 1

	TOTAL	VOTE %	Election Day	Early Voting	Ballot By Mail	Provision al Ballots	Limited Ballots
REP Kristina Williams	0		0	0	0	0	0
DEM Nancy Kennedy	0		0	0	0	0	0
Total Votes Cast	0		0	0	0	0	0
Overvotes	0		0	0	0	0	0
Undervotes	0		0	0	0	0	0
Contest Totals	0		0	0	0	0	0

County Judge CCD

Vote For 1

	TOTAL	VOTE %	Election Day	Early Voting	Ballot By Mail	Provision al Ballots	Limited Ballots
REP Chris Hill	0		0	0	0	0	0
DEM Joshua Murray	0		0	0	0	0	0
Total Votes Cast	0		0	0	0	0	0
Overvotes	0		0	0	0	0	0
Undervotes	0		0	0	0	0	0
Contest Totals	0		0	0	0	0	0

District Clerk CCD

Vote For 1

	TOTAL	VOTE %	Election Day	Early Voting	Ballot By Mail	Provision al Ballots	Limited Ballots
REP Mike Gould	0		0	0	0	0	0
DEM David Brignac	0		0	0	0	0	0
Total Votes Cast	0		0	0	0	0	0
Overvotes	0		0	0	0	0	0
Undervotes	0		0	0	0	0	0
Contest Totals	0		0	0	0	0	0

PCT 202

U. S. Representative District 3

Vote For 1

	TOTAL	VOTE %		Election Day	Early Voting	Ballot By Mail	Provision al Ballots	Limited Ballots
REP Keith Self	0	0.00%		0	0	0	0	0
DEM Sandeep Srivastava	2	100.00%		0	2	0	0	0
LIB Christopher Claytor	0	0.00%		0	0	0	0	0
Total Votes Cast	2	100.00%		0	2	0	0	0
Overvotes	0			0	0	0	0	0
Undervotes	0			0	0	0	0	0
Contest Totals	2			0	2	0	0	0

Governor

Vote For 1

	TOTAL	VOTE %		Election Day	Early Voting	Ballot By Mail	Provision al Ballots	Limited Ballots
REP Greg Abbott	0	0.00%		0	0	0	0	0
DEM Beto O'Rourke	2	100.00%		0	2	0	0	0
LIB Mark Tippetts	0	0.00%		0	0	0	0	0
GRN Delilah Barrios	0	0.00%		0	0	0	0	0
Write-In Totals	0	0.00%		0	0	0	0	0
Total Votes Cast	2	100.00%		0	2	0	0	0
Overvotes	0			0	0	0	0	0
Undervotes	0			0	0	0	0	0
Contest Totals	2			0	2	0	0	0

Lieutenant Governor

Vote For 1

	TOTAL	VOTE %		Election Day	Early Voting	Ballot By Mail	Provision al Ballots	Limited Ballots
REP Dan Patrick	0	0.00%		0	0	0	0	0
DEM Mike Collier	2	100.00%		0	2	0	0	0
LIB Shanna Steele	0	0.00%		0	0	0	0	0
Total Votes Cast	2	100.00%		0	2	0	0	0
Overvotes	0			0	0	0	0	0
Undervotes	0			0	0	0	0	0
Contest Totals	2			0	2	0	0	0

Attorney General

Vote For 1

	TOTAL	VOTE %		Election Day	Early Voting	Ballot By Mail	Provision al Ballots	Limited Ballots
REP Ken Paxton	0	0.00%		0	0	0	0	0
DEM Rochelle Mercedes Garza	2	100.00%		0	2	0	0	0
LIB Mark Ash	0	0.00%		0	0	0	0	0
Total Votes Cast	2	100.00%		0	2	0	0	0
Overvotes	0			0	0	0	0	0
Undervotes	0			0	0	0	0	0
Contest Totals	2			0	2	0	0	0

PCT 202

Comptroller of Public Accounts

Vote For 1

	TOTAL	VOTE %		Election Day	Early Voting	Ballot By Mail	Provisional Ballots	Limited Ballots
REP Glenn Hegar	0	0.00%	<div></div>	0	0	0	0	0
DEM Janet T. Dudding	2	100.00%	<div></div>	0	2	0	0	0
LIB V. Alonzo Echevarria-Garza	0	0.00%	<div></div>	0	0	0	0	0
Total Votes Cast	2	100.00%	<div></div>	0	2	0	0	0
Overvotes	0			0	0	0	0	0
Undervotes	0			0	0	0	0	0
Contest Totals	2			0	2	0	0	0

Commissioner of the General Land Office

Vote For 1

	TOTAL	VOTE %		Election Day	Early Voting	Ballot By Mail	Provisional Ballots	Limited Ballots
REP Dawn Buckingham	0	0.00%	<div></div>	0	0	0	0	0
DEM Jay Kleberg	1	50.00%	<div></div>	0	1	0	0	0
GRN Alfred Molison, Jr	1	50.00%	<div></div>	0	1	0	0	0
Write-In Totals	0	0.00%	<div></div>	0	0	0	0	0
Total Votes Cast	2	100.00%	<div></div>	0	2	0	0	0
Overvotes	0			0	0	0	0	0
Undervotes	0			0	0	0	0	0
Contest Totals	2			0	2	0	0	0

Commissioner of Agriculture

Vote For 1

	TOTAL	VOTE %		Election Day	Early Voting	Ballot By Mail	Provisional Ballots	Limited Ballots
REP Sid Miller	0	0.00%	<div></div>	0	0	0	0	0
DEM Susan Hays	2	100.00%	<div></div>	0	2	0	0	0
Total Votes Cast	2	100.00%	<div></div>	0	2	0	0	0
Overvotes	0			0	0	0	0	0
Undervotes	0			0	0	0	0	0
Contest Totals	2			0	2	0	0	0

Railroad Commissioner

Vote For 1

	TOTAL	VOTE %		Election Day	Early Voting	Ballot By Mail	Provisional Ballots	Limited Ballots
REP Wayne Christian	0	0.00%	<div></div>	0	0	0	0	0
DEM Luke Warford	2	100.00%	<div></div>	0	2	0	0	0
LIB Jaime Andres Diez	0	0.00%	<div></div>	0	0	0	0	0
GRN Hunter Wayne Crow	0	0.00%	<div></div>	0	0	0	0	0
Total Votes Cast	2	100.00%	<div></div>	0	2	0	0	0
Overvotes	0			0	0	0	0	0
Undervotes	0			0	0	0	0	0
Contest Totals	2			0	2	0	0	0

PCT 202

Justice, Supreme Court, Place 3

Vote For 1

	TOTAL	VOTE %		Election Day	Early Voting	Ballot By Mail	Provision al Ballots	Limited Ballots
REP Debra Lehrmann	0	0.00%	<div></div>	0	0	0	0	0
DEM Erin A. Nowell	2	100.00%	<div></div>	0	2	0	0	0
LIB Thomas Edward Oxford	0	0.00%	<div></div>	0	0	0	0	0
Total Votes Cast	2	100.00%	<div></div>	0	2	0	0	0
Overvotes	0			0	0	0	0	0
Undervotes	0			0	0	0	0	0
Contest Totals	2			0	2	0	0	0

Justice, Supreme Court, Place 5

Vote For 1

	TOTAL	VOTE %		Election Day	Early Voting	Ballot By Mail	Provision al Ballots	Limited Ballots
REP Rebeca Huddle	0	0.00%	<div></div>	0	0	0	0	0
DEM Amanda Reichel	2	100.00%	<div></div>	0	2	0	0	0
Total Votes Cast	2	100.00%	<div></div>	0	2	0	0	0
Overvotes	0			0	0	0	0	0
Undervotes	0			0	0	0	0	0
Contest Totals	2			0	2	0	0	0

Justice, Supreme Court, Place 9

Vote For 1

	TOTAL	VOTE %		Election Day	Early Voting	Ballot By Mail	Provision al Ballots	Limited Ballots
REP Evan Young	0	0.00%	<div></div>	0	0	0	0	0
DEM Julia Maldonado	2	100.00%	<div></div>	0	2	0	0	0
Total Votes Cast	2	100.00%	<div></div>	0	2	0	0	0
Overvotes	0			0	0	0	0	0
Undervotes	0			0	0	0	0	0
Contest Totals	2			0	2	0	0	0

Judge, Court of Criminal Appeals, Place 5

Vote For 1

	TOTAL	VOTE %		Election Day	Early Voting	Ballot By Mail	Provision al Ballots	Limited Ballots
REP Scott Walker	0	0.00%	<div></div>	0	0	0	0	0
DEM Dana Huffman	2	100.00%	<div></div>	0	2	0	0	0
Total Votes Cast	2	100.00%	<div></div>	0	2	0	0	0
Overvotes	0			0	0	0	0	0
Undervotes	0			0	0	0	0	0
Contest Totals	2			0	2	0	0	0

PCT 202

Judge, Court of Criminal Appeals, Place 6

Vote For 1

	TOTAL	VOTE %		Election Day	Early Voting	Ballot By Mail	Provisional Ballots	Limited Ballots
REP Jesse F. McClure, III	0	0.00%	<div></div>	0	0	0	0	0
DEM Robert Johnson	2	100.00%	<div></div>	0	2	0	0	0
Total Votes Cast	2	100.00%	<div></div>	0	2	0	0	0
Overvotes	0			0	0	0	0	0
Undervotes	0			0	0	0	0	0
Contest Totals	2			0	2	0	0	0

Member, State Board of Education, District 12 CCD

Vote For 1

	TOTAL	VOTE %		Election Day	Early Voting	Ballot By Mail	Provisional Ballots	Limited Ballots
REP Pam Little	0	0.00%	<div></div>	0	0	0	0	0
DEM Alex Cornwallis	2	100.00%	<div></div>	0	2	0	0	0
LIB Christy Mowrey	0	0.00%	<div></div>	0	0	0	0	0
Write-In Totals	0	0.00%	<div></div>	0	0	0	0	0
Total Votes Cast	2	100.00%	<div></div>	0	2	0	0	0
Overvotes	0			0	0	0	0	0
Undervotes	0			0	0	0	0	0
Contest Totals	2			0	2	0	0	0

State Senator, District 8

Vote For 1

	TOTAL	VOTE %		Election Day	Early Voting	Ballot By Mail	Provisional Ballots	Limited Ballots
REP Angela Paxton	0	0.00%	<div></div>	0	0	0	0	0
DEM Jonathan Cocks	2	100.00%	<div></div>	0	2	0	0	0
LIB Edward Kless	0	0.00%	<div></div>	0	0	0	0	0
Total Votes Cast	2	100.00%	<div></div>	0	2	0	0	0
Overvotes	0			0	0	0	0	0
Undervotes	0			0	0	0	0	0
Contest Totals	2			0	2	0	0	0

State Representative, District 70

Vote For 1

	TOTAL	VOTE %		Election Day	Early Voting	Ballot By Mail	Provisional Ballots	Limited Ballots
REP Jamee Jolly	0	0.00%	<div></div>	0	0	0	0	0
DEM Mihaela Elizabeth Plesa	2	100.00%	<div></div>	0	2	0	0	0
Total Votes Cast	2	100.00%	<div></div>	0	2	0	0	0
Overvotes	0			0	0	0	0	0
Undervotes	0			0	0	0	0	0
Contest Totals	2			0	2	0	0	0

PCT 202

Justice, 5th Court of Appeals District, Place 4

Vote For 1

	TOTAL	VOTE %		Election Day	Early Voting	Ballot By Mail	Provisional Ballots	Limited Ballots
REP Emily A. Miskel	0	0.00%	<div></div>	0	0	0	0	0
DEM Maricela Moore	2	100.00%	<div></div>	0	2	0	0	0
Total Votes Cast	2	100.00%	<div></div>	0	2	0	0	0
Overvotes	0			0	0	0	0	0
Undervotes	0			0	0	0	0	0
Contest Totals	2			0	2	0	0	0

Justice, 5th Court of Appeals District, Place 7

Vote For 1

	TOTAL	VOTE %		Election Day	Early Voting	Ballot By Mail	Provisional Ballots	Limited Ballots
REP Kristina Williams	0	0.00%	<div></div>	0	0	0	0	0
DEM Nancy Kennedy	2	100.00%	<div></div>	0	2	0	0	0
Total Votes Cast	2	100.00%	<div></div>	0	2	0	0	0
Overvotes	0			0	0	0	0	0
Undervotes	0			0	0	0	0	0
Contest Totals	2			0	2	0	0	0

County Judge CCD

Vote For 1

	TOTAL	VOTE %		Election Day	Early Voting	Ballot By Mail	Provisional Ballots	Limited Ballots
REP Chris Hill	0	0.00%	<div></div>	0	0	0	0	0
DEM Joshua Murray	2	100.00%	<div></div>	0	2	0	0	0
Total Votes Cast	2	100.00%	<div></div>	0	2	0	0	0
Overvotes	0			0	0	0	0	0
Undervotes	0			0	0	0	0	0
Contest Totals	2			0	2	0	0	0

District Clerk CCD

Vote For 1

	TOTAL	VOTE %		Election Day	Early Voting	Ballot By Mail	Provisional Ballots	Limited Ballots
REP Mike Gould	0	0.00%	<div></div>	0	0	0	0	0
DEM David Brignac	2	100.00%	<div></div>	0	2	0	0	0
Total Votes Cast	2	100.00%	<div></div>	0	2	0	0	0
Overvotes	0			0	0	0	0	0
Undervotes	0			0	0	0	0	0
Contest Totals	2			0	2	0	0	0

PCT 202

Justice of the Peace, Precinct 4

Vote For 1

	TOTAL	VOTE %		Election Day	Early Voting	Ballot By Mail	Provision al Ballots	Limited Ballots
REP Vincent Venegoni	0	0.00%	<div></div>	0	0	0	0	0
DEM Adam Kern	2	100.00%	<div></div>	0	2	0	0	0
Total Votes Cast	2	100.00%	<div></div>	0	2	0	0	0
Overvotes	0			0	0	0	0	0
Undervotes	0			0	0	0	0	0
Contest Totals	2			0	2	0	0	0

PCT 203

U. S. Representative District 3

Vote For 1

	TOTAL	VOTE %		Election Day	Early Voting	Ballot By Mail	Provisional Ballots	Limited Ballots
REP Keith Self	1,158	63.84%	<div><div></div></div>	255	872	29	2	0
DEM Sandeep Srivastava	600	33.08%	<div><div></div></div>	103	476	21	0	0
LIB Christopher Claytor	56	3.09%	<div><div></div></div>	15	39	2	0	0
Total Votes Cast	1,814	100.00%	<div><div></div></div>	373	1,387	52	2	0
Overvotes	0			0	0	0	0	0
Undervotes	39			12	25	2	0	0
Contest Totals	1,853			385	1,412	54	2	0

Governor

Vote For 1

	TOTAL	VOTE %		Election Day	Early Voting	Ballot By Mail	Provisional Ballots	Limited Ballots
REP Greg Abbott	1,151	62.32%	<div><div></div></div>	255	864	30	2	0
DEM Beto O'Rourke	680	36.82%	<div><div></div></div>	124	533	23	0	0
LIB Mark Tippetts	13	0.70%	<div><div></div></div>	5	8	0	0	0
GRN Delilah Barrios	3	0.16%	<div><div></div></div>	0	3	0	0	0
Write-In Totals	0	0.00%	<div><div></div></div>	0	0	0	0	0
Total Votes Cast	1,847	100.00%	<div><div></div></div>	384	1,408	53	2	0
Overvotes	0			0	0	0	0	0
Undervotes	6			1	4	1	0	0
Contest Totals	1,853			385	1,412	54	2	0

Lieutenant Governor

Vote For 1

	TOTAL	VOTE %		Election Day	Early Voting	Ballot By Mail	Provisional Ballots	Limited Ballots
REP Dan Patrick	1,090	59.63%	<div><div></div></div>	245	817	26	2	0
DEM Mike Collier	678	37.09%	<div><div></div></div>	116	539	23	0	0
LIB Shanna Steele	60	3.28%	<div><div></div></div>	22	37	1	0	0
Total Votes Cast	1,828	100.00%	<div><div></div></div>	383	1,393	50	2	0
Overvotes	0			0	0	0	0	0
Undervotes	25			2	19	4	0	0
Contest Totals	1,853			385	1,412	54	2	0

Attorney General

Vote For 1

	TOTAL	VOTE %		Election Day	Early Voting	Ballot By Mail	Provisional Ballots	Limited Ballots
REP Ken Paxton	1,051	58.00%	<div><div></div></div>	248	783	18	2	0
DEM Rochelle Mercedes Garza	671	37.03%	<div><div></div></div>	106	541	24	0	0
LIB Mark Ash	90	4.97%	<div><div></div></div>	23	60	7	0	0
Total Votes Cast	1,812	100.00%	<div><div></div></div>	377	1,384	49	2	0
Overvotes	0			0	0	0	0	0
Undervotes	41			8	28	5	0	0
Contest Totals	1,853			385	1,412	54	2	0

PCT 203

Comptroller of Public Accounts

Vote For 1

	TOTAL	VOTE %		Election Day	Early Voting	Ballot By Mail	Provisional Ballots	Limited Ballots
REP Glenn Hegar	1,177	65.28%	<div><div></div></div>	262	879	34	2	0
DEM Janet T. Dudding	589	32.67%	<div><div></div></div>	97	473	19	0	0
LIB V. Alonzo Echevarria-Garza	37	2.05%	<div><div></div></div>	14	22	1	0	0
Total Votes Cast	1,803	100.00%	<div><div></div></div>	373	1,374	54	2	0
Overvotes	0			0	0	0	0	0
Undervotes	50			12	38	0	0	0
Contest Totals	1,853			385	1,412	54	2	0

Commissioner of the General Land Office

Vote For 1

	TOTAL	VOTE %		Election Day	Early Voting	Ballot By Mail	Provisional Ballots	Limited Ballots
REP Dawn Buckingham	1,167	65.20%	<div><div></div></div>	268	870	27	2	0
DEM Jay Kleberg	607	33.91%	<div><div></div></div>	99	484	24	0	0
GRN Alfred Molison, Jr	16	0.89%	<div><div></div></div>	4	11	1	0	0
Write-In Totals	0	0.00%	<div><div></div></div>	0	0	0	0	0
Total Votes Cast	1,790	100.00%	<div><div></div></div>	371	1,365	52	2	0
Overvotes	0			0	0	0	0	0
Undervotes	63			14	47	2	0	0
Contest Totals	1,853			385	1,412	54	2	0

Commissioner of Agriculture

Vote For 1

	TOTAL	VOTE %		Election Day	Early Voting	Ballot By Mail	Provisional Ballots	Limited Ballots
REP Sid Miller	1,145	63.79%	<div><div></div></div>	263	852	28	2	0
DEM Susan Hays	650	36.21%	<div><div></div></div>	110	517	23	0	0
Total Votes Cast	1,795	100.00%	<div><div></div></div>	373	1,369	51	2	0
Overvotes	0			0	0	0	0	0
Undervotes	58			12	43	3	0	0
Contest Totals	1,853			385	1,412	54	2	0

Railroad Commissioner

Vote For 1

	TOTAL	VOTE %		Election Day	Early Voting	Ballot By Mail	Provisional Ballots	Limited Ballots
REP Wayne Christian	1,141	63.74%	<div><div></div></div>	252	858	29	2	0
DEM Luke Warford	590	32.96%	<div><div></div></div>	96	469	25	0	0
LIB Jaime Andres Diez	42	2.35%	<div><div></div></div>	17	25	0	0	0
GRN Hunter Wayne Crow	17	0.95%	<div><div></div></div>	4	13	0	0	0
Total Votes Cast	1,790	100.00%	<div><div></div></div>	369	1,365	54	2	0
Overvotes	0			0	0	0	0	0
Undervotes	63			16	47	0	0	0
Contest Totals	1,853			385	1,412	54	2	0

PCT 203

Justice, Supreme Court, Place 3

Vote For 1

	TOTAL	VOTE %		Election Day	Early Voting	Ballot By Mail	Provisional Ballots	Limited Ballots
REP Debra Lehrmann	1,151	64.27%	<div><div></div></div>	252	869	28	2	0
DEM Erin A. Nowell	609	34.00%	<div><div></div></div>	107	482	20	0	0
LIB Thomas Edward Oxford	31	1.73%	<div><div></div></div>	13	16	2	0	0
Total Votes Cast	1,791	100.00%	<div><div></div></div>	372	1,367	50	2	0
Overvotes	0			0	0	0	0	0
Undervotes	62			13	45	4	0	0
Contest Totals	1,853			385	1,412	54	2	0

Justice, Supreme Court, Place 5

Vote For 1

	TOTAL	VOTE %		Election Day	Early Voting	Ballot By Mail	Provisional Ballots	Limited Ballots
REP Rebeca Huddle	1,162	65.13%	<div><div></div></div>	258	873	29	2	0
DEM Amanda Reichel	622	34.87%	<div><div></div></div>	111	490	21	0	0
Total Votes Cast	1,784	100.00%	<div><div></div></div>	369	1,363	50	2	0
Overvotes	0			0	0	0	0	0
Undervotes	69			16	49	4	0	0
Contest Totals	1,853			385	1,412	54	2	0

Justice, Supreme Court, Place 9

Vote For 1

	TOTAL	VOTE %		Election Day	Early Voting	Ballot By Mail	Provisional Ballots	Limited Ballots
REP Evan Young	1,156	64.83%	<div><div></div></div>	259	865	30	2	0
DEM Julia Maldonado	627	35.17%	<div><div></div></div>	111	495	21	0	0
Total Votes Cast	1,783	100.00%	<div><div></div></div>	370	1,360	51	2	0
Overvotes	0			0	0	0	0	0
Undervotes	70			15	52	3	0	0
Contest Totals	1,853			385	1,412	54	2	0

Judge, Court of Criminal Appeals, Place 5

Vote For 1

	TOTAL	VOTE %		Election Day	Early Voting	Ballot By Mail	Provisional Ballots	Limited Ballots
REP Scott Walker	1,150	64.39%	<div><div></div></div>	262	859	27	2	0
DEM Dana Huffman	636	35.61%	<div><div></div></div>	110	502	24	0	0
Total Votes Cast	1,786	100.00%	<div><div></div></div>	372	1,361	51	2	0
Overvotes	0			0	0	0	0	0
Undervotes	67			13	51	3	0	0
Contest Totals	1,853			385	1,412	54	2	0

PCT 203

Judge, Court of Criminal Appeals, Place 6

Vote For 1

	TOTAL	VOTE %		Election Day	Early Voting	Ballot By Mail	Provisional Ballots	Limited Ballots
REP Jesse F. McClure, III	1,157	65.22%	<div><div></div></div>	258	870	27	2	0
DEM Robert Johnson	617	34.78%	<div><div></div></div>	110	486	21	0	0
Total Votes Cast	1,774	100.00%	<div><div></div></div>	368	1,356	48	2	0
Overvotes	0			0	0	0	0	0
Undervotes	79			17	56	6	0	0
Contest Totals	1,853			385	1,412	54	2	0

Member, State Board of Education, District 12 CCD

Vote For 1

	TOTAL	VOTE %		Election Day	Early Voting	Ballot By Mail	Provisional Ballots	Limited Ballots
REP Pam Little	1,143	64.07%	<div><div></div></div>	257	853	31	2	0
DEM Alex Cornwallis	584	32.74%	<div><div></div></div>	96	470	18	0	0
LIB Christy Mowrey	56	3.14%	<div><div></div></div>	18	37	1	0	0
Write-In Totals	1	0.06%	<div><div></div></div>	1	0	0	0	0
Total Votes Cast	1,784	100.00%	<div><div></div></div>	372	1,360	50	2	0
Overvotes	0			0	0	0	0	0
Undervotes	69			13	52	4	0	0
Contest Totals	1,853			385	1,412	54	2	0

State Senator, District 8

Vote For 1

	TOTAL	VOTE %		Election Day	Early Voting	Ballot By Mail	Provisional Ballots	Limited Ballots
REP Angela Paxton	1,059	59.13%	<div><div></div></div>	253	782	22	2	0
DEM Jonathan Cocks	665	37.13%	<div><div></div></div>	110	532	23	0	0
LIB Edward Kless	67	3.74%	<div><div></div></div>	15	48	4	0	0
Total Votes Cast	1,791	100.00%	<div><div></div></div>	378	1,362	49	2	0
Overvotes	0			0	0	0	0	0
Undervotes	62			7	50	5	0	0
Contest Totals	1,853			385	1,412	54	2	0

State Representative, District 61

Vote For 1

	TOTAL	VOTE %		Election Day	Early Voting	Ballot By Mail	Provisional Ballots	Limited Ballots
REP Frederick Frazier	1,137	63.59%	<div><div></div></div>	252	853	30	2	0
DEM Sheena King	651	36.41%	<div><div></div></div>	118	509	24	0	0
Total Votes Cast	1,788	100.00%	<div><div></div></div>	370	1,362	54	2	0
Overvotes	0			0	0	0	0	0
Undervotes	65			15	50	0	0	0
Contest Totals	1,853			385	1,412	54	2	0

PCT 203

Justice, 5th Court of Appeals District, Place 4

Vote For 1

	TOTAL	VOTE %		Election Day	Early Voting	Ballot By Mail	Provisional Ballots	Limited Ballots
REP Emily A. Miskel	1,154	65.42%	<div><div></div></div>	265	858	29	2	0
DEM Maricela Moore	610	34.58%	<div><div></div></div>	102	486	22	0	0
Total Votes Cast	1,764	100.00%	<div><div></div></div>	367	1,344	51	2	0
Overvotes	0			0	0	0	0	0
Undervotes	89			18	68	3	0	0
Contest Totals	1,853			385	1,412	54	2	0

Justice, 5th Court of Appeals District, Place 7

Vote For 1

	TOTAL	VOTE %		Election Day	Early Voting	Ballot By Mail	Provisional Ballots	Limited Ballots
REP Kristina Williams	1,139	64.53%	<div><div></div></div>	260	851	26	2	0
DEM Nancy Kennedy	626	35.47%	<div><div></div></div>	107	494	25	0	0
Total Votes Cast	1,765	100.00%	<div><div></div></div>	367	1,345	51	2	0
Overvotes	0			0	0	0	0	0
Undervotes	88			18	67	3	0	0
Contest Totals	1,853			385	1,412	54	2	0

County Judge CCD

Vote For 1

	TOTAL	VOTE %		Election Day	Early Voting	Ballot By Mail	Provisional Ballots	Limited Ballots
REP Chris Hill	1,151	64.41%	<div><div></div></div>	260	863	26	2	0
DEM Joshua Murray	636	35.59%	<div><div></div></div>	112	500	24	0	0
Total Votes Cast	1,787	100.00%	<div><div></div></div>	372	1,363	50	2	0
Overvotes	0			0	0	0	0	0
Undervotes	66			13	49	4	0	0
Contest Totals	1,853			385	1,412	54	2	0

District Clerk CCD

Vote For 1

	TOTAL	VOTE %		Election Day	Early Voting	Ballot By Mail	Provisional Ballots	Limited Ballots
REP Mike Gould	1,160	65.50%	<div><div></div></div>	262	865	31	2	0
DEM David Brignac	611	34.50%	<div><div></div></div>	104	486	21	0	0
Total Votes Cast	1,771	100.00%	<div><div></div></div>	366	1,351	52	2	0
Overvotes	0			0	0	0	0	0
Undervotes	82			19	61	2	0	0
Contest Totals	1,853			385	1,412	54	2	0

PCT 203

Justice of the Peace, Precinct 4

Vote For 1

	TOTAL	VOTE %		Election Day	Early Voting	Ballot By Mail	Provision al Ballots	Limited Ballots
REP Vincent Venegoni	1,141	64.87%	<div><div></div></div>	259	853	27	2	0
DEM Adam Kern	618	35.13%	<div><div></div></div>	105	492	21	0	0
Total Votes Cast	1,759	100.00%	<div><div></div></div>	364	1,345	48	2	0
Overvotes	0			0	0	0	0	0
Undervotes	94			21	67	6	0	0
Contest Totals	1,853			385	1,412	54	2	0

PCT 204

U. S. Representative District 3

Vote For 1

	TOTAL	VOTE %		Election Day	Early Voting	Ballot By Mail	Provisional Ballots	Limited Ballots
REP Keith Self	152	67.56%	<div><div></div></div>	28	122	2	0	0
DEM Sandeep Srivastava	67	29.78%	<div><div></div></div>	16	48	3	0	0
LIB Christopher Claytor	6	2.67%	<div><div></div></div>	0	6	0	0	0
Total Votes Cast	225	100.00%	<div><div></div></div>	44	176	5	0	0
Overvotes	0			0	0	0	0	0
Undervotes	5			3	2	0	0	0
Contest Totals	230			47	178	5	0	0

Governor

Vote For 1

	TOTAL	VOTE %		Election Day	Early Voting	Ballot By Mail	Provisional Ballots	Limited Ballots
REP Greg Abbott	148	64.63%	<div><div></div></div>	27	119	2	0	0
DEM Beto O'Rourke	80	34.93%	<div><div></div></div>	19	58	3	0	0
LIB Mark Tippetts	1	0.44%	<div><div></div></div>	0	1	0	0	0
GRN Delilah Barrios	0	0.00%	<div><div></div></div>	0	0	0	0	0
Write-In Totals	0	0.00%	<div><div></div></div>	0	0	0	0	0
Total Votes Cast	229	100.00%	<div><div></div></div>	46	178	5	0	0
Overvotes	0			0	0	0	0	0
Undervotes	1			1	0	0	0	0
Contest Totals	230			47	178	5	0	0

Lieutenant Governor

Vote For 1

	TOTAL	VOTE %		Election Day	Early Voting	Ballot By Mail	Provisional Ballots	Limited Ballots
REP Dan Patrick	141	62.39%	<div><div></div></div>	25	115	1	0	0
DEM Mike Collier	78	34.51%	<div><div></div></div>	20	55	3	0	0
LIB Shanna Steele	7	3.10%	<div><div></div></div>	1	5	1	0	0
Total Votes Cast	226	100.00%	<div><div></div></div>	46	175	5	0	0
Overvotes	0			0	0	0	0	0
Undervotes	4			1	3	0	0	0
Contest Totals	230			47	178	5	0	0

Attorney General

Vote For 1

	TOTAL	VOTE %		Election Day	Early Voting	Ballot By Mail	Provisional Ballots	Limited Ballots
REP Ken Paxton	143	63.84%	<div><div></div></div>	28	114	1	0	0
DEM Rochelle Mercedes Garza	70	31.25%	<div><div></div></div>	16	51	3	0	0
LIB Mark Ash	11	4.91%	<div><div></div></div>	2	8	1	0	0
Total Votes Cast	224	100.00%	<div><div></div></div>	46	173	5	0	0
Overvotes	0			0	0	0	0	0
Undervotes	6			1	5	0	0	0
Contest Totals	230			47	178	5	0	0

PCT 204

Comptroller of Public Accounts

Vote For 1

	TOTAL	VOTE %		Election Day	Early Voting	Ballot By Mail	Provisional Ballots	Limited Ballots
REP Glenn Hegar	155	69.51%	<div><div></div></div>	29	124	2	0	0
DEM Janet T. Dudding	66	29.60%	<div><div></div></div>	16	47	3	0	0
LIB V. Alonzo Echevarria-Garza	2	0.90%	<div><div></div></div>	0	2	0	0	0
Total Votes Cast	223	100.00%	<div><div></div></div>	45	173	5	0	0
Overvotes	0			0	0	0	0	0
Undervotes	7			2	5	0	0	0
Contest Totals	230			47	178	5	0	0

Commissioner of the General Land Office

Vote For 1

	TOTAL	VOTE %		Election Day	Early Voting	Ballot By Mail	Provisional Ballots	Limited Ballots
REP Dawn Buckingham	151	68.64%	<div><div></div></div>	27	122	2	0	0
DEM Jay Kleberg	65	29.55%	<div><div></div></div>	16	46	3	0	0
GRN Alfred Molison, Jr	4	1.82%	<div><div></div></div>	1	3	0	0	0
Write-In Totals	0	0.00%	<div><div></div></div>	0	0	0	0	0
Total Votes Cast	220	100.00%	<div><div></div></div>	44	171	5	0	0
Overvotes	0			0	0	0	0	0
Undervotes	10			3	7	0	0	0
Contest Totals	230			47	178	5	0	0

Commissioner of Agriculture

Vote For 1

	TOTAL	VOTE %		Election Day	Early Voting	Ballot By Mail	Provisional Ballots	Limited Ballots
REP Sid Miller	147	67.12%	<div><div></div></div>	25	121	1	0	0
DEM Susan Hays	72	32.88%	<div><div></div></div>	18	51	3	0	0
Total Votes Cast	219	100.00%	<div><div></div></div>	43	172	4	0	0
Overvotes	0			0	0	0	0	0
Undervotes	11			4	6	1	0	0
Contest Totals	230			47	178	5	0	0

Railroad Commissioner

Vote For 1

	TOTAL	VOTE %		Election Day	Early Voting	Ballot By Mail	Provisional Ballots	Limited Ballots
REP Wayne Christian	151	68.33%	<div><div></div></div>	28	122	1	0	0
DEM Luke Warford	64	28.96%	<div><div></div></div>	14	47	3	0	0
LIB Jaime Andres Diez	5	2.26%	<div><div></div></div>	0	4	1	0	0
GRN Hunter Wayne Crow	1	0.45%	<div><div></div></div>	1	0	0	0	0
Total Votes Cast	221	100.00%	<div><div></div></div>	43	173	5	0	0
Overvotes	0			0	0	0	0	0
Undervotes	9			4	5	0	0	0
Contest Totals	230			47	178	5	0	0

PCT 204

Justice, Supreme Court, Place 3

Vote For 1

	TOTAL	VOTE %		Election Day	Early Voting	Ballot By Mail	Provisional Ballots	Limited Ballots
REP Debra Lehrmann	153	69.55%	<div><div></div></div>	30	121	2	0	0
DEM Erin A. Nowell	65	29.55%	<div><div></div></div>	14	48	3	0	0
LIB Thomas Edward Oxford	2	0.91%	<div><div></div></div>	0	2	0	0	0
Total Votes Cast	220	100.00%	<div><div></div></div>	44	171	5	0	0
Overvotes	0			0	0	0	0	0
Undervotes	10			3	7	0	0	0
Contest Totals	230			47	178	5	0	0

Justice, Supreme Court, Place 5

Vote For 1

	TOTAL	VOTE %		Election Day	Early Voting	Ballot By Mail	Provisional Ballots	Limited Ballots
REP Rebeca Huddle	155	69.82%	<div><div></div></div>	30	123	2	0	0
DEM Amanda Reichel	67	30.18%	<div><div></div></div>	15	49	3	0	0
Total Votes Cast	222	100.00%	<div><div></div></div>	45	172	5	0	0
Overvotes	0			0	0	0	0	0
Undervotes	8			2	6	0	0	0
Contest Totals	230			47	178	5	0	0

Justice, Supreme Court, Place 9

Vote For 1

	TOTAL	VOTE %		Election Day	Early Voting	Ballot By Mail	Provisional Ballots	Limited Ballots
REP Evan Young	153	69.23%	<div><div></div></div>	28	123	2	0	0
DEM Julia Maldonado	68	30.77%	<div><div></div></div>	16	49	3	0	0
Total Votes Cast	221	100.00%	<div><div></div></div>	44	172	5	0	0
Overvotes	0			0	0	0	0	0
Undervotes	9			3	6	0	0	0
Contest Totals	230			47	178	5	0	0

Judge, Court of Criminal Appeals, Place 5

Vote For 1

	TOTAL	VOTE %		Election Day	Early Voting	Ballot By Mail	Provisional Ballots	Limited Ballots
REP Scott Walker	151	69.59%	<div><div></div></div>	28	121	2	0	0
DEM Dana Huffman	66	30.41%	<div><div></div></div>	14	49	3	0	0
Total Votes Cast	217	100.00%	<div><div></div></div>	42	170	5	0	0
Overvotes	0			0	0	0	0	0
Undervotes	13			5	8	0	0	0
Contest Totals	230			47	178	5	0	0

PCT 204

Judge, Court of Criminal Appeals, Place 6

Vote For 1

	TOTAL	VOTE %		Election Day	Early Voting	Ballot By Mail	Provisional Ballots	Limited Ballots
REP Jesse F. McClure, III	151	68.64%	<div><div></div></div>	29	120	2	0	0
DEM Robert Johnson	69	31.36%	<div><div></div></div>	15	51	3	0	0
Total Votes Cast	220	100.00%	<div><div></div></div>	44	171	5	0	0
Overvotes	0			0	0	0	0	0
Undervotes	10			3	7	0	0	0
Contest Totals	230			47	178	5	0	0

Member, State Board of Education, District 12 CCD

Vote For 1

	TOTAL	VOTE %		Election Day	Early Voting	Ballot By Mail	Provisional Ballots	Limited Ballots
REP Pam Little	152	69.09%	<div><div></div></div>	28	123	1	0	0
DEM Alex Cornwallis	63	28.64%	<div><div></div></div>	16	44	3	0	0
LIB Christy Mowrey	5	2.27%	<div><div></div></div>	0	4	1	0	0
Write-In Totals	0	0.00%	<div><div></div></div>	0	0	0	0	0
Total Votes Cast	220	100.00%	<div><div></div></div>	44	171	5	0	0
Overvotes	0			0	0	0	0	0
Undervotes	10			3	7	0	0	0
Contest Totals	230			47	178	5	0	0

State Senator, District 8

Vote For 1

	TOTAL	VOTE %		Election Day	Early Voting	Ballot By Mail	Provisional Ballots	Limited Ballots
REP Angela Paxton	143	65.60%	<div><div></div></div>	27	115	1	0	0
DEM Jonathan Cocks	70	32.11%	<div><div></div></div>	17	50	3	0	0
LIB Edward Kless	5	2.29%	<div><div></div></div>	1	3	1	0	0
Total Votes Cast	218	100.00%	<div><div></div></div>	45	168	5	0	0
Overvotes	0			0	0	0	0	0
Undervotes	12			2	10	0	0	0
Contest Totals	230			47	178	5	0	0

State Representative, District 61

Vote For 1

	TOTAL	VOTE %		Election Day	Early Voting	Ballot By Mail	Provisional Ballots	Limited Ballots
REP Frederick Frazier	160	71.11%	<div><div></div></div>	32	126	2	0	0
DEM Sheena King	65	28.89%	<div><div></div></div>	13	49	3	0	0
Total Votes Cast	225	100.00%	<div><div></div></div>	45	175	5	0	0
Overvotes	0			0	0	0	0	0
Undervotes	5			2	3	0	0	0
Contest Totals	230			47	178	5	0	0

PCT 204

Justice, 5th Court of Appeals District, Place 4

Vote For 1

	TOTAL	VOTE %		Election Day	Early Voting	Ballot By Mail	Provisional Ballots	Limited Ballots
REP Emily A. Miskel	151	69.91%	<div><div></div></div>	29	120	2	0	0
DEM Maricela Moore	65	30.09%	<div><div></div></div>	14	48	3	0	0
Total Votes Cast	216	100.00%	<div><div></div></div>	43	168	5	0	0
Overvotes	0			0	0	0	0	0
Undervotes	14			4	10	0	0	0
Contest Totals	230			47	178	5	0	0

Justice, 5th Court of Appeals District, Place 7

Vote For 1

	TOTAL	VOTE %		Election Day	Early Voting	Ballot By Mail	Provisional Ballots	Limited Ballots
REP Kristina Williams	152	70.05%	<div><div></div></div>	29	121	2	0	0
DEM Nancy Kennedy	65	29.95%	<div><div></div></div>	14	48	3	0	0
Total Votes Cast	217	100.00%	<div><div></div></div>	43	169	5	0	0
Overvotes	0			0	0	0	0	0
Undervotes	13			4	9	0	0	0
Contest Totals	230			47	178	5	0	0

County Judge CCD

Vote For 1

	TOTAL	VOTE %		Election Day	Early Voting	Ballot By Mail	Provisional Ballots	Limited Ballots
REP Chris Hill	155	70.14%	<div><div></div></div>	31	122	2	0	0
DEM Joshua Murray	66	29.86%	<div><div></div></div>	14	49	3	0	0
Total Votes Cast	221	100.00%	<div><div></div></div>	45	171	5	0	0
Overvotes	0			0	0	0	0	0
Undervotes	9			2	7	0	0	0
Contest Totals	230			47	178	5	0	0

District Clerk CCD

Vote For 1

	TOTAL	VOTE %		Election Day	Early Voting	Ballot By Mail	Provisional Ballots	Limited Ballots
REP Mike Gould	154	70.00%	<div><div></div></div>	30	122	2	0	0
DEM David Brignac	66	30.00%	<div><div></div></div>	13	50	3	0	0
Total Votes Cast	220	100.00%	<div><div></div></div>	43	172	5	0	0
Overvotes	0			0	0	0	0	0
Undervotes	10			4	6	0	0	0
Contest Totals	230			47	178	5	0	0

PCT 205

U. S. Representative District 3

Vote For 1

	TOTAL	VOTE %		Election Day	Early Voting	Ballot By Mail	Provisional Ballots	Limited Ballots
REP Keith Self	13	72.22%	<div><div></div></div>	2	11	0	0	0
DEM Sandeep Srivastava	5	27.78%	<div><div></div></div>	0	5	0	0	0
LIB Christopher Claytor	0	0.00%	<div><div></div></div>	0	0	0	0	0
Total Votes Cast	18	100.00%	<div><div></div></div>	2	16	0	0	0
Overvotes	0			0	0	0	0	0
Undervotes	0			0	0	0	0	0
Contest Totals	18			2	16	0	0	0

Governor

Vote For 1

	TOTAL	VOTE %		Election Day	Early Voting	Ballot By Mail	Provisional Ballots	Limited Ballots
REP Greg Abbott	13	72.22%	<div><div></div></div>	2	11	0	0	0
DEM Beto O'Rourke	5	27.78%	<div><div></div></div>	0	5	0	0	0
LIB Mark Tippetts	0	0.00%	<div><div></div></div>	0	0	0	0	0
GRN Delilah Barrios	0	0.00%	<div><div></div></div>	0	0	0	0	0
Write-In Totals	0	0.00%	<div><div></div></div>	0	0	0	0	0
Total Votes Cast	18	100.00%	<div><div></div></div>	2	16	0	0	0
Overvotes	0			0	0	0	0	0
Undervotes	0			0	0	0	0	0
Contest Totals	18			2	16	0	0	0

Lieutenant Governor

Vote For 1

	TOTAL	VOTE %		Election Day	Early Voting	Ballot By Mail	Provisional Ballots	Limited Ballots
REP Dan Patrick	13	72.22%	<div><div></div></div>	2	11	0	0	0
DEM Mike Collier	5	27.78%	<div><div></div></div>	0	5	0	0	0
LIB Shanna Steele	0	0.00%	<div><div></div></div>	0	0	0	0	0
Total Votes Cast	18	100.00%	<div><div></div></div>	2	16	0	0	0
Overvotes	0			0	0	0	0	0
Undervotes	0			0	0	0	0	0
Contest Totals	18			2	16	0	0	0

Attorney General

Vote For 1

	TOTAL	VOTE %		Election Day	Early Voting	Ballot By Mail	Provisional Ballots	Limited Ballots
REP Ken Paxton	13	72.22%	<div><div></div></div>	2	11	0	0	0
DEM Rochelle Mercedes Garza	5	27.78%	<div><div></div></div>	0	5	0	0	0
LIB Mark Ash	0	0.00%	<div><div></div></div>	0	0	0	0	0
Total Votes Cast	18	100.00%	<div><div></div></div>	2	16	0	0	0
Overvotes	0			0	0	0	0	0
Undervotes	0			0	0	0	0	0
Contest Totals	18			2	16	0	0	0

PCT 205

Comptroller of Public Accounts

Vote For 1

	TOTAL	VOTE %		Election Day	Early Voting	Ballot By Mail	Provisional Ballots	Limited Ballots
REP Glenn Hegar	14	77.78%	<div><div></div></div>	2	12	0	0	0
DEM Janet T. Dudding	4	22.22%	<div><div></div></div>	0	4	0	0	0
LIB V. Alonzo Echevarria-Garza	0	0.00%	<div><div></div></div>	0	0	0	0	0
Total Votes Cast	18	100.00%	<div><div></div></div>	2	16	0	0	0
Overvotes	0			0	0	0	0	0
Undervotes	0			0	0	0	0	0
Contest Totals	18			2	16	0	0	0

Commissioner of the General Land Office

Vote For 1

	TOTAL	VOTE %		Election Day	Early Voting	Ballot By Mail	Provisional Ballots	Limited Ballots
REP Dawn Buckingham	13	72.22%	<div><div></div></div>	2	11	0	0	0
DEM Jay Kleberg	5	27.78%	<div><div></div></div>	0	5	0	0	0
GRN Alfred Molison, Jr	0	0.00%	<div><div></div></div>	0	0	0	0	0
Write-In Totals	0	0.00%	<div><div></div></div>	0	0	0	0	0
Total Votes Cast	18	100.00%	<div><div></div></div>	2	16	0	0	0
Overvotes	0			0	0	0	0	0
Undervotes	0			0	0	0	0	0
Contest Totals	18			2	16	0	0	0

Commissioner of Agriculture

Vote For 1

	TOTAL	VOTE %		Election Day	Early Voting	Ballot By Mail	Provisional Ballots	Limited Ballots
REP Sid Miller	13	72.22%	<div><div></div></div>	2	11	0	0	0
DEM Susan Hays	5	27.78%	<div><div></div></div>	0	5	0	0	0
Total Votes Cast	18	100.00%	<div><div></div></div>	2	16	0	0	0
Overvotes	0			0	0	0	0	0
Undervotes	0			0	0	0	0	0
Contest Totals	18			2	16	0	0	0

Railroad Commissioner

Vote For 1

	TOTAL	VOTE %		Election Day	Early Voting	Ballot By Mail	Provisional Ballots	Limited Ballots
REP Wayne Christian	13	72.22%	<div><div></div></div>	2	11	0	0	0
DEM Luke Warford	5	27.78%	<div><div></div></div>	0	5	0	0	0
LIB Jaime Andres Diez	0	0.00%	<div><div></div></div>	0	0	0	0	0
GRN Hunter Wayne Crow	0	0.00%	<div><div></div></div>	0	0	0	0	0
Total Votes Cast	18	100.00%	<div><div></div></div>	2	16	0	0	0
Overvotes	0			0	0	0	0	0
Undervotes	0			0	0	0	0	0
Contest Totals	18			2	16	0	0	0

PCT 205

Justice, Supreme Court, Place 3

Vote For 1

	TOTAL	VOTE %		Election Day	Early Voting	Ballot By Mail	Provisional Ballots	Limited Ballots
REP Debra Lehrmann	13	72.22%	<div><div></div></div>	2	11	0	0	0
DEM Erin A. Nowell	5	27.78%	<div><div></div></div>	0	5	0	0	0
LIB Thomas Edward Oxford	0	0.00%	<div><div></div></div>	0	0	0	0	0
Total Votes Cast	18	100.00%	<div><div></div></div>	2	16	0	0	0
Overvotes	0			0	0	0	0	0
Undervotes	0			0	0	0	0	0
Contest Totals	18			2	16	0	0	0

Justice, Supreme Court, Place 5

Vote For 1

	TOTAL	VOTE %		Election Day	Early Voting	Ballot By Mail	Provisional Ballots	Limited Ballots
REP Rebeca Huddle	13	72.22%	<div><div></div></div>	2	11	0	0	0
DEM Amanda Reichel	5	27.78%	<div><div></div></div>	0	5	0	0	0
Total Votes Cast	18	100.00%	<div><div></div></div>	2	16	0	0	0
Overvotes	0			0	0	0	0	0
Undervotes	0			0	0	0	0	0
Contest Totals	18			2	16	0	0	0

Justice, Supreme Court, Place 9

Vote For 1

	TOTAL	VOTE %		Election Day	Early Voting	Ballot By Mail	Provisional Ballots	Limited Ballots
REP Evan Young	13	72.22%	<div><div></div></div>	2	11	0	0	0
DEM Julia Maldonado	5	27.78%	<div><div></div></div>	0	5	0	0	0
Total Votes Cast	18	100.00%	<div><div></div></div>	2	16	0	0	0
Overvotes	0			0	0	0	0	0
Undervotes	0			0	0	0	0	0
Contest Totals	18			2	16	0	0	0

Judge, Court of Criminal Appeals, Place 5

Vote For 1

	TOTAL	VOTE %		Election Day	Early Voting	Ballot By Mail	Provisional Ballots	Limited Ballots
REP Scott Walker	13	72.22%	<div><div></div></div>	2	11	0	0	0
DEM Dana Huffman	5	27.78%	<div><div></div></div>	0	5	0	0	0
Total Votes Cast	18	100.00%	<div><div></div></div>	2	16	0	0	0
Overvotes	0			0	0	0	0	0
Undervotes	0			0	0	0	0	0
Contest Totals	18			2	16	0	0	0

PCT 205

Judge, Court of Criminal Appeals, Place 6

Vote For 1

	TOTAL	VOTE %		Election Day	Early Voting	Ballot By Mail	Provisional Ballots	Limited Ballots
REP Jesse F. McClure, III	13	72.22%	<div><div></div></div>	2	11	0	0	0
DEM Robert Johnson	5	27.78%	<div><div></div></div>	0	5	0	0	0
Total Votes Cast	18	100.00%	<div><div></div></div>	2	16	0	0	0
Overvotes	0			0	0	0	0	0
Undervotes	0			0	0	0	0	0
Contest Totals	18			2	16	0	0	0

Member, State Board of Education, District 12 CCD

Vote For 1

	TOTAL	VOTE %		Election Day	Early Voting	Ballot By Mail	Provisional Ballots	Limited Ballots
REP Pam Little	13	72.22%	<div><div></div></div>	2	11	0	0	0
DEM Alex Cornwallis	5	27.78%	<div><div></div></div>	0	5	0	0	0
LIB Christy Mowrey	0	0.00%	<div><div></div></div>	0	0	0	0	0
Write-In Totals	0	0.00%	<div><div></div></div>	0	0	0	0	0
Total Votes Cast	18	100.00%	<div><div></div></div>	2	16	0	0	0
Overvotes	0			0	0	0	0	0
Undervotes	0			0	0	0	0	0
Contest Totals	18			2	16	0	0	0

State Senator, District 8

Vote For 1

	TOTAL	VOTE %		Election Day	Early Voting	Ballot By Mail	Provisional Ballots	Limited Ballots
REP Angela Paxton	13	72.22%	<div><div></div></div>	2	11	0	0	0
DEM Jonathan Cocks	5	27.78%	<div><div></div></div>	0	5	0	0	0
LIB Edward Kless	0	0.00%	<div><div></div></div>	0	0	0	0	0
Total Votes Cast	18	100.00%	<div><div></div></div>	2	16	0	0	0
Overvotes	0			0	0	0	0	0
Undervotes	0			0	0	0	0	0
Contest Totals	18			2	16	0	0	0

State Representative, District 61

Vote For 1

	TOTAL	VOTE %		Election Day	Early Voting	Ballot By Mail	Provisional Ballots	Limited Ballots
REP Frederick Frazier	13	72.22%	<div><div></div></div>	2	11	0	0	0
DEM Sheena King	5	27.78%	<div><div></div></div>	0	5	0	0	0
Total Votes Cast	18	100.00%	<div><div></div></div>	2	16	0	0	0
Overvotes	0			0	0	0	0	0
Undervotes	0			0	0	0	0	0
Contest Totals	18			2	16	0	0	0

PCT 205

Justice, 5th Court of Appeals District, Place 4

Vote For 1

	TOTAL	VOTE %		Election Day	Early Voting	Ballot By Mail	Provisional Ballots	Limited Ballots
REP Emily A. Miskel	13	72.22%	<div><div></div></div>	2	11	0	0	0
DEM Maricela Moore	5	27.78%	<div><div></div></div>	0	5	0	0	0
Total Votes Cast	18	100.00%	<div><div></div></div>	2	16	0	0	0
Overvotes	0			0	0	0	0	0
Undervotes	0			0	0	0	0	0
Contest Totals	18			2	16	0	0	0

Justice, 5th Court of Appeals District, Place 7

Vote For 1

	TOTAL	VOTE %		Election Day	Early Voting	Ballot By Mail	Provisional Ballots	Limited Ballots
REP Kristina Williams	13	72.22%	<div><div></div></div>	2	11	0	0	0
DEM Nancy Kennedy	5	27.78%	<div><div></div></div>	0	5	0	0	0
Total Votes Cast	18	100.00%	<div><div></div></div>	2	16	0	0	0
Overvotes	0			0	0	0	0	0
Undervotes	0			0	0	0	0	0
Contest Totals	18			2	16	0	0	0

County Judge CCD

Vote For 1

	TOTAL	VOTE %		Election Day	Early Voting	Ballot By Mail	Provisional Ballots	Limited Ballots
REP Chris Hill	11	61.11%	<div><div></div></div>	2	9	0	0	0
DEM Joshua Murray	7	38.89%	<div><div></div></div>	0	7	0	0	0
Total Votes Cast	18	100.00%	<div><div></div></div>	2	16	0	0	0
Overvotes	0			0	0	0	0	0
Undervotes	0			0	0	0	0	0
Contest Totals	18			2	16	0	0	0

District Clerk CCD

Vote For 1

	TOTAL	VOTE %		Election Day	Early Voting	Ballot By Mail	Provisional Ballots	Limited Ballots
REP Mike Gould	13	72.22%	<div><div></div></div>	2	11	0	0	0
DEM David Brignac	5	27.78%	<div><div></div></div>	0	5	0	0	0
Total Votes Cast	18	100.00%	<div><div></div></div>	2	16	0	0	0
Overvotes	0			0	0	0	0	0
Undervotes	0			0	0	0	0	0
Contest Totals	18			2	16	0	0	0

PCT 206

U. S. Representative District 3

Vote For 1

	TOTAL	VOTE %		Election Day	Early Voting	Ballot By Mail	Provisional Ballots	Limited Ballots
REP Keith Self	589	60.85%	<div><div></div></div>	149	424	15	1	0
DEM Sandeep Srivastava	364	37.60%	<div><div></div></div>	76	283	5	0	0
LIB Christopher Claytor	15	1.55%	<div><div></div></div>	2	13	0	0	0
Total Votes Cast	968	100.00%	<div><div></div></div>	227	720	20	1	0
Overvotes	0			0	0	0	0	0
Undervotes	28			13	15	0	0	0
Contest Totals	996			240	735	20	1	0

Governor

Vote For 1

	TOTAL	VOTE %		Election Day	Early Voting	Ballot By Mail	Provisional Ballots	Limited Ballots
REP Greg Abbott	576	57.89%	<div><div></div></div>	150	410	15	1	0
DEM Beto O'Rourke	407	40.90%	<div><div></div></div>	86	316	5	0	0
LIB Mark Tippetts	8	0.80%	<div><div></div></div>	3	5	0	0	0
GRN Delilah Barrios	4	0.40%	<div><div></div></div>	1	3	0	0	0
Write-In Totals	0	0.00%	<div><div></div></div>	0	0	0	0	0
Total Votes Cast	995	100.00%	<div><div></div></div>	240	734	20	1	0
Overvotes	0			0	0	0	0	0
Undervotes	1			0	1	0	0	0
Contest Totals	996			240	735	20	1	0

Lieutenant Governor

Vote For 1

	TOTAL	VOTE %		Election Day	Early Voting	Ballot By Mail	Provisional Ballots	Limited Ballots
REP Dan Patrick	551	56.40%	<div><div></div></div>	145	390	15	1	0
DEM Mike Collier	405	41.45%	<div><div></div></div>	80	320	5	0	0
LIB Shanna Steele	21	2.15%	<div><div></div></div>	5	16	0	0	0
Total Votes Cast	977	100.00%	<div><div></div></div>	230	726	20	1	0
Overvotes	0			0	0	0	0	0
Undervotes	19			10	9	0	0	0
Contest Totals	996			240	735	20	1	0

Attorney General

Vote For 1

	TOTAL	VOTE %		Election Day	Early Voting	Ballot By Mail	Provisional Ballots	Limited Ballots
REP Ken Paxton	546	56.00%	<div><div></div></div>	148	382	15	1	0
DEM Rochelle Mercedes Garza	397	40.72%	<div><div></div></div>	77	315	5	0	0
LIB Mark Ash	32	3.28%	<div><div></div></div>	6	26	0	0	0
Total Votes Cast	975	100.00%	<div><div></div></div>	231	723	20	1	0
Overvotes	0			0	0	0	0	0
Undervotes	21			9	12	0	0	0
Contest Totals	996			240	735	20	1	0

PCT 206

Comptroller of Public Accounts

Vote For 1

	TOTAL	VOTE %		Election Day	Early Voting	Ballot By Mail	Provisional Ballots	Limited Ballots
REP Glenn Hegar	586	61.11%	<div><div></div></div>	149	421	15	1	0
DEM Janet T. Dudding	352	36.70%	<div><div></div></div>	68	279	5	0	0
LIB V. Alonzo Echevarria-Garza	21	2.19%	<div><div></div></div>	7	14	0	0	0
Total Votes Cast	959	100.00%	<div><div></div></div>	224	714	20	1	0
Overvotes	0			0	0	0	0	0
Undervotes	37			16	21	0	0	0
Contest Totals	996			240	735	20	1	0

Commissioner of the General Land Office

Vote For 1

	TOTAL	VOTE %		Election Day	Early Voting	Ballot By Mail	Provisional Ballots	Limited Ballots
REP Dawn Buckingham	594	62.13%	<div><div></div></div>	153	425	15	1	0
DEM Jay Kleberg	358	37.45%	<div><div></div></div>	72	281	5	0	0
GRN Alfred Molison, Jr	4	0.42%	<div><div></div></div>	0	4	0	0	0
Write-In Totals	0	0.00%	<div><div></div></div>	0	0	0	0	0
Total Votes Cast	956	100.00%	<div><div></div></div>	225	710	20	1	0
Overvotes	0			0	0	0	0	0
Undervotes	40			15	25	0	0	0
Contest Totals	996			240	735	20	1	0

Commissioner of Agriculture

Vote For 1

	TOTAL	VOTE %		Election Day	Early Voting	Ballot By Mail	Provisional Ballots	Limited Ballots
REP Sid Miller	588	61.57%	<div><div></div></div>	153	419	15	1	0
DEM Susan Hays	367	38.43%	<div><div></div></div>	72	290	5	0	0
Total Votes Cast	955	100.00%	<div><div></div></div>	225	709	20	1	0
Overvotes	0			0	0	0	0	0
Undervotes	41			15	26	0	0	0
Contest Totals	996			240	735	20	1	0

Railroad Commissioner

Vote For 1

	TOTAL	VOTE %		Election Day	Early Voting	Ballot By Mail	Provisional Ballots	Limited Ballots
REP Wayne Christian	576	60.50%	<div><div></div></div>	147	414	14	1	0
DEM Luke Warford	346	36.34%	<div><div></div></div>	70	271	5	0	0
LIB Jaime Andres Diez	20	2.10%	<div><div></div></div>	5	15	0	0	0
GRN Hunter Wayne Crow	10	1.05%	<div><div></div></div>	1	9	0	0	0
Total Votes Cast	952	100.00%	<div><div></div></div>	223	709	19	1	0
Overvotes	0			0	0	0	0	0
Undervotes	44			17	26	1	0	0
Contest Totals	996			240	735	20	1	0

PCT 206

Justice, Supreme Court, Place 3

Vote For 1

	TOTAL	VOTE %		Election Day	Early Voting	Ballot By Mail	Provisional Ballots	Limited Ballots
REP Debra Lehrmann	583	60.79%	<div><div></div></div>	148	419	15	1	0
DEM Erin A. Nowell	364	37.96%	<div><div></div></div>	77	282	5	0	0
LIB Thomas Edward Oxford	12	1.25%	<div><div></div></div>	3	9	0	0	0
Total Votes Cast	959	100.00%	<div><div></div></div>	228	710	20	1	0
Overvotes	0			0	0	0	0	0
Undervotes	37			12	25	0	0	0
Contest Totals	996			240	735	20	1	0

Justice, Supreme Court, Place 5

Vote For 1

	TOTAL	VOTE %		Election Day	Early Voting	Ballot By Mail	Provisional Ballots	Limited Ballots
REP Rebeca Huddle	583	61.18%	<div><div></div></div>	152	415	15	1	0
DEM Amanda Reichel	370	38.82%	<div><div></div></div>	73	292	5	0	0
Total Votes Cast	953	100.00%	<div><div></div></div>	225	707	20	1	0
Overvotes	0			0	0	0	0	0
Undervotes	43			15	28	0	0	0
Contest Totals	996			240	735	20	1	0

Justice, Supreme Court, Place 9

Vote For 1

	TOTAL	VOTE %		Election Day	Early Voting	Ballot By Mail	Provisional Ballots	Limited Ballots
REP Evan Young	586	61.36%	<div><div></div></div>	150	420	15	1	0
DEM Julia Maldonado	369	38.64%	<div><div></div></div>	75	289	5	0	0
Total Votes Cast	955	100.00%	<div><div></div></div>	225	709	20	1	0
Overvotes	0			0	0	0	0	0
Undervotes	41			15	26	0	0	0
Contest Totals	996			240	735	20	1	0

Judge, Court of Criminal Appeals, Place 5

Vote For 1

	TOTAL	VOTE %		Election Day	Early Voting	Ballot By Mail	Provisional Ballots	Limited Ballots
REP Scott Walker	584	61.28%	<div><div></div></div>	151	417	15	1	0
DEM Dana Huffman	369	38.72%	<div><div></div></div>	74	290	5	0	0
Total Votes Cast	953	100.00%	<div><div></div></div>	225	707	20	1	0
Overvotes	0			0	0	0	0	0
Undervotes	43			15	28	0	0	0
Contest Totals	996			240	735	20	1	0

PCT 206

Judge, Court of Criminal Appeals, Place 6

Vote For 1

	TOTAL	VOTE %		Election Day	Early Voting	Ballot By Mail	Provisional Ballots	Limited Ballots
REP Jesse F. McClure, III	586	61.68%	<div><div></div></div>	149	423	13	1	0
DEM Robert Johnson	364	38.32%	<div><div></div></div>	74	285	5	0	0
Total Votes Cast	950	100.00%	<div><div></div></div>	223	708	18	1	0
Overvotes	0			0	0	0	0	0
Undervotes	46			17	27	2	0	0
Contest Totals	996			240	735	20	1	0

Member, State Board of Education, District 12 CCD

Vote For 1

	TOTAL	VOTE %		Election Day	Early Voting	Ballot By Mail	Provisional Ballots	Limited Ballots
REP Pam Little	559	58.78%	<div><div></div></div>	146	397	15	1	0
DEM Alex Cornwallis	370	38.91%	<div><div></div></div>	75	290	5	0	0
LIB Christy Mowrey	21	2.21%	<div><div></div></div>	5	16	0	0	0
Write-In Totals	1	0.11%	<div><div></div></div>	0	1	0	0	0
Total Votes Cast	951	100.00%	<div><div></div></div>	226	704	20	1	0
Overvotes	0			0	0	0	0	0
Undervotes	45			14	31	0	0	0
Contest Totals	996			240	735	20	1	0

State Senator, District 8

Vote For 1

	TOTAL	VOTE %		Election Day	Early Voting	Ballot By Mail	Provisional Ballots	Limited Ballots
REP Angela Paxton	555	57.99%	<div><div></div></div>	150	389	15	1	0
DEM Jonathan Cocks	377	39.39%	<div><div></div></div>	72	300	5	0	0
LIB Edward Kless	25	2.61%	<div><div></div></div>	5	20	0	0	0
Total Votes Cast	957	100.00%	<div><div></div></div>	227	709	20	1	0
Overvotes	0			0	0	0	0	0
Undervotes	39			13	26	0	0	0
Contest Totals	996			240	735	20	1	0

State Representative, District 61

Vote For 1

	TOTAL	VOTE %		Election Day	Early Voting	Ballot By Mail	Provisional Ballots	Limited Ballots
REP Frederick Frazier	571	60.04%	<div><div></div></div>	147	408	15	1	0
DEM Sheena King	380	39.96%	<div><div></div></div>	81	294	5	0	0
Total Votes Cast	951	100.00%	<div><div></div></div>	228	702	20	1	0
Overvotes	0			0	0	0	0	0
Undervotes	45			12	33	0	0	0
Contest Totals	996			240	735	20	1	0

PCT 206

Justice, 5th Court of Appeals District, Place 4

Vote For 1

	TOTAL	VOTE %		Election Day	Early Voting	Ballot By Mail	Provisional Ballots	Limited Ballots
REP Emily A. Miskel	580	61.57%	<div><div></div></div>	147	419	13	1	0
DEM Maricela Moore	362	38.43%	<div><div></div></div>	74	283	5	0	0
Total Votes Cast	942	100.00%	<div><div></div></div>	221	702	18	1	0
Overvotes	0			0	0	0	0	0
Undervotes	54			19	33	2	0	0
Contest Totals	996			240	735	20	1	0

Justice, 5th Court of Appeals District, Place 7

Vote For 1

	TOTAL	VOTE %		Election Day	Early Voting	Ballot By Mail	Provisional Ballots	Limited Ballots
REP Kristina Williams	578	61.16%	<div><div></div></div>	147	417	13	1	0
DEM Nancy Kennedy	367	38.84%	<div><div></div></div>	76	286	5	0	0
Total Votes Cast	945	100.00%	<div><div></div></div>	223	703	18	1	0
Overvotes	0			0	0	0	0	0
Undervotes	51			17	32	2	0	0
Contest Totals	996			240	735	20	1	0

County Judge CCD

Vote For 1

	TOTAL	VOTE %		Election Day	Early Voting	Ballot By Mail	Provisional Ballots	Limited Ballots
REP Chris Hill	582	60.75%	<div><div></div></div>	150	418	13	1	0
DEM Joshua Murray	376	39.25%	<div><div></div></div>	77	294	5	0	0
Total Votes Cast	958	100.00%	<div><div></div></div>	227	712	18	1	0
Overvotes	0			0	0	0	0	0
Undervotes	38			13	23	2	0	0
Contest Totals	996			240	735	20	1	0

District Clerk CCD

Vote For 1

	TOTAL	VOTE %		Election Day	Early Voting	Ballot By Mail	Provisional Ballots	Limited Ballots
REP Mike Gould	585	61.84%	<div><div></div></div>	152	419	13	1	0
DEM David Brignac	361	38.16%	<div><div></div></div>	71	285	5	0	0
Total Votes Cast	946	100.00%	<div><div></div></div>	223	704	18	1	0
Overvotes	0			0	0	0	0	0
Undervotes	50			17	31	2	0	0
Contest Totals	996			240	735	20	1	0

PCT 206

Justice of the Peace, Precinct 4

Vote For 1

	TOTAL	VOTE %		Election Day	Early Voting	Ballot By Mail	Provision al Ballots	Limited Ballots
REP Vincent Venegoni	578	61.10%	<div><div></div></div>	147	417	13	1	0
DEM Adam Kern	368	38.90%	<div><div></div></div>	79	284	5	0	0
Total Votes Cast	946	100.00%	<div><div></div></div>	226	701	18	1	0
Overvotes	0			0	0	0	0	0
Undervotes	50			14	34	2	0	0
Contest Totals	996			240	735	20	1	0

PCT 207

U. S. Representative District 3

Vote For 1

	TOTAL	VOTE %		Election Day	Early Voting	Ballot By Mail	Provisional Ballots	Limited Ballots
REP Keith Self	1,294	61.83%	<div><div></div></div>	385	882	26	1	0
DEM Sandeep Srivastava	745	35.59%	<div><div></div></div>	186	532	27	0	0
LIB Christopher Claytor	54	2.58%	<div><div></div></div>	15	39	0	0	0
Total Votes Cast	2,093	100.00%	<div><div></div></div>	586	1,453	53	1	0
Overvotes	0			0	0	0	0	0
Undervotes	32			14	18	0	0	0
Contest Totals	2,125			600	1,471	53	1	0

Governor

Vote For 1

	TOTAL	VOTE %		Election Day	Early Voting	Ballot By Mail	Provisional Ballots	Limited Ballots
REP Greg Abbott	1,269	59.89%	<div><div></div></div>	383	859	26	1	0
DEM Beto O'Rourke	809	38.18%	<div><div></div></div>	201	581	27	0	0
LIB Mark Tippetts	29	1.37%	<div><div></div></div>	10	19	0	0	0
GRN Delilah Barrios	9	0.42%	<div><div></div></div>	2	7	0	0	0
Write-In Totals	3	0.14%	<div><div></div></div>	3	0	0	0	0
Total Votes Cast	2,119	100.00%	<div><div></div></div>	599	1,466	53	1	0
Overvotes	0			0	0	0	0	0
Undervotes	6			1	5	0	0	0
Contest Totals	2,125			600	1,471	53	1	0

Lieutenant Governor

Vote For 1

	TOTAL	VOTE %		Election Day	Early Voting	Ballot By Mail	Provisional Ballots	Limited Ballots
REP Dan Patrick	1,243	59.30%	<div><div></div></div>	378	839	25	1	0
DEM Mike Collier	799	38.12%	<div><div></div></div>	193	578	28	0	0
LIB Shanna Steele	54	2.58%	<div><div></div></div>	16	38	0	0	0
Total Votes Cast	2,096	100.00%	<div><div></div></div>	587	1,455	53	1	0
Overvotes	0			0	0	0	0	0
Undervotes	29			13	16	0	0	0
Contest Totals	2,125			600	1,471	53	1	0

Attorney General

Vote For 1

	TOTAL	VOTE %		Election Day	Early Voting	Ballot By Mail	Provisional Ballots	Limited Ballots
REP Ken Paxton	1,228	58.78%	<div><div></div></div>	372	830	25	1	0
DEM Rochelle Mercedes Garza	787	37.67%	<div><div></div></div>	191	568	28	0	0
LIB Mark Ash	74	3.54%	<div><div></div></div>	21	53	0	0	0
Total Votes Cast	2,089	100.00%	<div><div></div></div>	584	1,451	53	1	0
Overvotes	0			0	0	0	0	0
Undervotes	36			16	20	0	0	0
Contest Totals	2,125			600	1,471	53	1	0

PCT 207

Comptroller of Public Accounts

Vote For 1

	TOTAL	VOTE %		Election Day	Early Voting	Ballot By Mail	Provisional Ballots	Limited Ballots
REP Glenn Hegar	1,298	62.68%	<div><div></div></div>	387	882	28	1	0
DEM Janet T. Dudding	730	35.25%	<div><div></div></div>	180	526	24	0	0
LIB V. Alonzo Echevarria-Garza	43	2.08%	<div><div></div></div>	11	31	1	0	0
Total Votes Cast	2,071	100.00%	<div><div></div></div>	578	1,439	53	1	0
Overvotes	0			0	0	0	0	0
Undervotes	54			22	32	0	0	0
Contest Totals	2,125			600	1,471	53	1	0

Commissioner of the General Land Office

Vote For 1

	TOTAL	VOTE %		Election Day	Early Voting	Ballot By Mail	Provisional Ballots	Limited Ballots
REP Dawn Buckingham	1,296	62.76%	<div><div></div></div>	386	882	27	1	0
DEM Jay Kleberg	742	35.93%	<div><div></div></div>	175	542	25	0	0
GRN Alfred Molison, Jr	25	1.21%	<div><div></div></div>	12	13	0	0	0
Write-In Totals	2	0.10%	<div><div></div></div>	1	0	1	0	0
Total Votes Cast	2,065	100.00%	<div><div></div></div>	574	1,437	53	1	0
Overvotes	0			0	0	0	0	0
Undervotes	60			26	34	0	0	0
Contest Totals	2,125			600	1,471	53	1	0

Commissioner of Agriculture

Vote For 1

	TOTAL	VOTE %		Election Day	Early Voting	Ballot By Mail	Provisional Ballots	Limited Ballots
REP Sid Miller	1,298	62.89%	<div><div></div></div>	385	885	27	1	0
DEM Susan Hays	766	37.11%	<div><div></div></div>	192	548	26	0	0
Total Votes Cast	2,064	100.00%	<div><div></div></div>	577	1,433	53	1	0
Overvotes	0			0	0	0	0	0
Undervotes	61			23	38	0	0	0
Contest Totals	2,125			600	1,471	53	1	0

Railroad Commissioner

Vote For 1

	TOTAL	VOTE %		Election Day	Early Voting	Ballot By Mail	Provisional Ballots	Limited Ballots
REP Wayne Christian	1,277	61.87%	<div><div></div></div>	387	862	27	1	0
DEM Luke Warford	721	34.93%	<div><div></div></div>	173	523	25	0	0
LIB Jaime Andres Diez	57	2.76%	<div><div></div></div>	15	42	0	0	0
GRN Hunter Wayne Crow	9	0.44%	<div><div></div></div>	4	5	0	0	0
Total Votes Cast	2,064	100.00%	<div><div></div></div>	579	1,432	52	1	0
Overvotes	0			0	0	0	0	0
Undervotes	61			21	39	1	0	0
Contest Totals	2,125			600	1,471	53	1	0

PCT 207

Justice, Supreme Court, Place 3

Vote For 1

	TOTAL	VOTE %		Election Day	Early Voting	Ballot By Mail	Provisional Ballots	Limited Ballots
REP Debra Lehrmann	1,275	61.56%	<div><div></div></div>	385	862	27	1	0
DEM Erin A. Nowell	755	36.46%	<div><div></div></div>	180	549	26	0	0
LIB Thomas Edward Oxford	41	1.98%	<div><div></div></div>	9	32	0	0	0
Total Votes Cast	2,071	100.00%	<div><div></div></div>	574	1,443	53	1	0
Overvotes	0			0	0	0	0	0
Undervotes	54			26	28	0	0	0
Contest Totals	2,125			600	1,471	53	1	0

Justice, Supreme Court, Place 5

Vote For 1

	TOTAL	VOTE %		Election Day	Early Voting	Ballot By Mail	Provisional Ballots	Limited Ballots
REP Rebeca Huddle	1,305	63.26%	<div><div></div></div>	391	886	27	1	0
DEM Amanda Reichel	758	36.74%	<div><div></div></div>	180	552	26	0	0
Total Votes Cast	2,063	100.00%	<div><div></div></div>	571	1,438	53	1	0
Overvotes	0			0	0	0	0	0
Undervotes	62			29	33	0	0	0
Contest Totals	2,125			600	1,471	53	1	0

Justice, Supreme Court, Place 9

Vote For 1

	TOTAL	VOTE %		Election Day	Early Voting	Ballot By Mail	Provisional Ballots	Limited Ballots
REP Evan Young	1,289	62.54%	<div><div></div></div>	385	877	26	1	0
DEM Julia Maldonado	772	37.46%	<div><div></div></div>	187	559	26	0	0
Total Votes Cast	2,061	100.00%	<div><div></div></div>	572	1,436	52	1	0
Overvotes	0			0	0	0	0	0
Undervotes	64			28	35	1	0	0
Contest Totals	2,125			600	1,471	53	1	0

Judge, Court of Criminal Appeals, Place 5

Vote For 1

	TOTAL	VOTE %		Election Day	Early Voting	Ballot By Mail	Provisional Ballots	Limited Ballots
REP Scott Walker	1,290	62.56%	<div><div></div></div>	388	874	27	1	0
DEM Dana Huffman	772	37.44%	<div><div></div></div>	185	562	25	0	0
Total Votes Cast	2,062	100.00%	<div><div></div></div>	573	1,436	52	1	0
Overvotes	0			0	0	0	0	0
Undervotes	63			27	35	1	0	0
Contest Totals	2,125			600	1,471	53	1	0

PCT 207

Judge, Court of Criminal Appeals, Place 6

Vote For 1

	TOTAL	VOTE %		Election Day	Early Voting	Ballot By Mail	Provisional Ballots	Limited Ballots
REP Jesse F. McClure, III	1,304	63.42%	<div><div></div></div>	386	890	27	1	0
DEM Robert Johnson	752	36.58%	<div><div></div></div>	182	545	25	0	0
Total Votes Cast	2,056	100.00%	<div><div></div></div>	568	1,435	52	1	0
Overvotes	0			0	0	0	0	0
Undervotes	69			32	36	1	0	0
Contest Totals	2,125			600	1,471	53	1	0

Member, State Board of Education, District 12 CCD

Vote For 1

	TOTAL	VOTE %		Election Day	Early Voting	Ballot By Mail	Provisional Ballots	Limited Ballots
REP Pam Little	1,266	61.52%	<div><div></div></div>	383	854	28	1	0
DEM Alex Cornwallis	729	35.42%	<div><div></div></div>	170	535	24	0	0
LIB Christy Mowrey	63	3.06%	<div><div></div></div>	18	45	0	0	0
Write-In Totals	0	0.00%	<div><div></div></div>	0	0	0	0	0
Total Votes Cast	2,058	100.00%	<div><div></div></div>	571	1,434	52	1	0
Overvotes	0			0	0	0	0	0
Undervotes	67			29	37	1	0	0
Contest Totals	2,125			600	1,471	53	1	0

State Senator, District 8

Vote For 1

	TOTAL	VOTE %		Election Day	Early Voting	Ballot By Mail	Provisional Ballots	Limited Ballots
REP Angela Paxton	1,252	60.42%	<div><div></div></div>	380	845	26	1	0
DEM Jonathan Cocks	769	37.11%	<div><div></div></div>	184	559	26	0	0
LIB Edward Kless	51	2.46%	<div><div></div></div>	13	38	0	0	0
Total Votes Cast	2,072	100.00%	<div><div></div></div>	577	1,442	52	1	0
Overvotes	0			0	0	0	0	0
Undervotes	53			23	29	1	0	0
Contest Totals	2,125			600	1,471	53	1	0

State Representative, District 66

Vote For 1

	TOTAL	VOTE %		Election Day	Early Voting	Ballot By Mail	Provisional Ballots	Limited Ballots
REP Matt Shaheen	1,303	63.16%	<div><div></div></div>	402	875	25	1	0
DEM Jesse Ringness	760	36.84%	<div><div></div></div>	176	558	26	0	0
Total Votes Cast	2,063	100.00%	<div><div></div></div>	578	1,433	51	1	0
Overvotes	0			0	0	0	0	0
Undervotes	62			22	38	2	0	0
Contest Totals	2,125			600	1,471	53	1	0

PCT 207

Justice, 5th Court of Appeals District, Place 4

Vote For 1

	TOTAL	VOTE %		Election Day	Early Voting	Ballot By Mail	Provisional Ballots	Limited Ballots
REP Emily A. Miskel	1,302	63.48%	<div><div></div></div>	390	883	28	1	0
DEM Maricela Moore	749	36.52%	<div><div></div></div>	179	546	24	0	0
Total Votes Cast	2,051	100.00%	<div><div></div></div>	569	1,429	52	1	0
Overvotes	0			0	0	0	0	0
Undervotes	74			31	42	1	0	0
Contest Totals	2,125			600	1,471	53	1	0

Justice, 5th Court of Appeals District, Place 7

Vote For 1

	TOTAL	VOTE %		Election Day	Early Voting	Ballot By Mail	Provisional Ballots	Limited Ballots
REP Kristina Williams	1,296	63.16%	<div><div></div></div>	389	879	27	1	0
DEM Nancy Kennedy	756	36.84%	<div><div></div></div>	181	551	24	0	0
Total Votes Cast	2,052	100.00%	<div><div></div></div>	570	1,430	51	1	0
Overvotes	0			0	0	0	0	0
Undervotes	73			30	41	2	0	0
Contest Totals	2,125			600	1,471	53	1	0

County Judge CCD

Vote For 1

	TOTAL	VOTE %		Election Day	Early Voting	Ballot By Mail	Provisional Ballots	Limited Ballots
REP Chris Hill	1,300	62.89%	<div><div></div></div>	390	881	28	1	0
DEM Joshua Murray	767	37.11%	<div><div></div></div>	183	559	25	0	0
Total Votes Cast	2,067	100.00%	<div><div></div></div>	573	1,440	53	1	0
Overvotes	0			0	0	0	0	0
Undervotes	58			27	31	0	0	0
Contest Totals	2,125			600	1,471	53	1	0

District Clerk CCD

Vote For 1

	TOTAL	VOTE %		Election Day	Early Voting	Ballot By Mail	Provisional Ballots	Limited Ballots
REP Mike Gould	1,316	63.82%	<div><div></div></div>	400	886	29	1	0
DEM David Brignac	746	36.18%	<div><div></div></div>	176	546	24	0	0
Total Votes Cast	2,062	100.00%	<div><div></div></div>	576	1,432	53	1	0
Overvotes	0			0	0	0	0	0
Undervotes	63			24	39	0	0	0
Contest Totals	2,125			600	1,471	53	1	0

PCT 207

Justice of the Peace, Precinct 4

Vote For 1

	TOTAL	VOTE %		Election Day	Early Voting	Ballot By Mail	Provision al Ballots	Limited Ballots
REP Vincent Venegoni	1,292	63.15%	<div><div></div></div>	390	873	28	1	0
DEM Adam Kern	754	36.85%	<div><div></div></div>	180	549	25	0	0
Total Votes Cast	2,046	100.00%	<div><div></div></div>	570	1,422	53	1	0
Overvotes	0			0	0	0	0	0
Undervotes	79			30	49	0	0	0
Contest Totals	2,125			600	1,471	53	1	0

PCT 208

U. S. Representative District 3

Vote For 1

	TOTAL	VOTE %		Election Day	Early Voting	Ballot By Mail	Provisional Ballots	Limited Ballots
REP Keith Self	1,362	64.43%	<div><div></div></div>	388	934	39	1	0
DEM Sandeep Srivastava	696	32.92%	<div><div></div></div>	168	502	25	1	0
LIB Christopher Claytor	56	2.65%	<div><div></div></div>	17	38	1	0	0
Total Votes Cast	2,114	100.00%	<div><div></div></div>	573	1,474	65	2	0
Overvotes	0			0	0	0	0	0
Undervotes	26			6	17	2	1	0
Contest Totals	2,140			579	1,491	67	3	0

Governor

Vote For 1

	TOTAL	VOTE %		Election Day	Early Voting	Ballot By Mail	Provisional Ballots	Limited Ballots
REP Greg Abbott	1,345	62.94%	<div><div></div></div>	377	929	38	1	0
DEM Beto O'Rourke	755	35.33%	<div><div></div></div>	185	541	28	1	0
LIB Mark Tippetts	27	1.26%	<div><div></div></div>	11	14	1	1	0
GRN Delilah Barrios	8	0.37%	<div><div></div></div>	3	5	0	0	0
Write-In Totals	2	0.09%	<div><div></div></div>	0	2	0	0	0
Total Votes Cast	2,137	100.00%	<div><div></div></div>	576	1,491	67	3	0
Overvotes	0			0	0	0	0	0
Undervotes	3			3	0	0	0	0
Contest Totals	2,140			579	1,491	67	3	0

Lieutenant Governor

Vote For 1

	TOTAL	VOTE %		Election Day	Early Voting	Ballot By Mail	Provisional Ballots	Limited Ballots
REP Dan Patrick	1,302	61.42%	<div><div></div></div>	368	895	38	1	0
DEM Mike Collier	766	36.13%	<div><div></div></div>	188	550	27	1	0
LIB Shanna Steele	52	2.45%	<div><div></div></div>	14	36	1	1	0
Total Votes Cast	2,120	100.00%	<div><div></div></div>	570	1,481	66	3	0
Overvotes	0			0	0	0	0	0
Undervotes	20			9	10	1	0	0
Contest Totals	2,140			579	1,491	67	3	0

Attorney General

Vote For 1

	TOTAL	VOTE %		Election Day	Early Voting	Ballot By Mail	Provisional Ballots	Limited Ballots
REP Ken Paxton	1,264	60.10%	<div><div></div></div>	362	865	36	1	0
DEM Rochelle Mercedes Garza	752	35.76%	<div><div></div></div>	182	541	28	1	0
LIB Mark Ash	87	4.14%	<div><div></div></div>	23	62	1	1	0
Total Votes Cast	2,103	100.00%	<div><div></div></div>	567	1,468	65	3	0
Overvotes	0			0	0	0	0	0
Undervotes	37			12	23	2	0	0
Contest Totals	2,140			579	1,491	67	3	0

PCT 208

Comptroller of Public Accounts

Vote For 1

	TOTAL	VOTE %		Election Day	Early Voting	Ballot By Mail	Provisional Ballots	Limited Ballots
REP Glenn Hegar	1,371	65.60%	<div><div></div></div>	389	943	38	1	0
DEM Janet T. Dudding	677	32.39%	<div><div></div></div>	163	487	26	1	0
LIB V. Alonzo Echevarria-Garza	42	2.01%	<div><div></div></div>	11	28	2	1	0
Total Votes Cast	2,090	100.00%	<div><div></div></div>	563	1,458	66	3	0
Overvotes	0			0	0	0	0	0
Undervotes	50			16	33	1	0	0
Contest Totals	2,140			579	1,491	67	3	0

Commissioner of the General Land Office

Vote For 1

	TOTAL	VOTE %		Election Day	Early Voting	Ballot By Mail	Provisional Ballots	Limited Ballots
REP Dawn Buckingham	1,364	65.42%	<div><div></div></div>	392	934	37	1	0
DEM Jay Kleberg	697	33.43%	<div><div></div></div>	169	502	25	1	0
GRN Alfred Molison, Jr	23	1.10%	<div><div></div></div>	4	18	1	0	0
Write-In Totals	1	0.05%	<div><div></div></div>	0	0	1	0	0
Total Votes Cast	2,085	100.00%	<div><div></div></div>	565	1,454	64	2	0
Overvotes	0			0	0	0	0	0
Undervotes	55			14	37	3	1	0
Contest Totals	2,140			579	1,491	67	3	0

Commissioner of Agriculture

Vote For 1

	TOTAL	VOTE %		Election Day	Early Voting	Ballot By Mail	Provisional Ballots	Limited Ballots
REP Sid Miller	1,368	65.58%	<div><div></div></div>	394	935	38	1	0
DEM Susan Hays	718	34.42%	<div><div></div></div>	169	521	27	1	0
Total Votes Cast	2,086	100.00%	<div><div></div></div>	563	1,456	65	2	0
Overvotes	0			0	0	0	0	0
Undervotes	54			16	35	2	1	0
Contest Totals	2,140			579	1,491	67	3	0

Railroad Commissioner

Vote For 1

	TOTAL	VOTE %		Election Day	Early Voting	Ballot By Mail	Provisional Ballots	Limited Ballots
REP Wayne Christian	1,324	63.68%	<div><div></div></div>	382	905	36	1	0
DEM Luke Warford	682	32.80%	<div><div></div></div>	159	495	27	1	0
LIB Jaime Andres Diez	53	2.55%	<div><div></div></div>	15	37	1	0	0
GRN Hunter Wayne Crow	20	0.96%	<div><div></div></div>	5	15	0	0	0
Total Votes Cast	2,079	100.00%	<div><div></div></div>	561	1,452	64	2	0
Overvotes	0			0	0	0	0	0
Undervotes	61			18	39	3	1	0
Contest Totals	2,140			579	1,491	67	3	0

PCT 208

Justice, Supreme Court, Place 3

Vote For 1

	TOTAL	VOTE %		Election Day	Early Voting	Ballot By Mail	Provisional Ballots	Limited Ballots
REP Debra Lehrmann	1,355	65.27%	<div><div></div></div>	386	931	37	1	0
DEM Erin A. Nowell	682	32.85%	<div><div></div></div>	166	490	25	1	0
LIB Thomas Edward Oxford	39	1.88%	<div><div></div></div>	9	30	0	0	0
Total Votes Cast	2,076	100.00%	<div><div></div></div>	561	1,451	62	2	0
Overvotes	0			0	0	0	0	0
Undervotes	64			18	40	5	1	0
Contest Totals	2,140			579	1,491	67	3	0

Justice, Supreme Court, Place 5

Vote For 1

	TOTAL	VOTE %		Election Day	Early Voting	Ballot By Mail	Provisional Ballots	Limited Ballots
REP Rebeca Huddle	1,372	66.09%	<div><div></div></div>	388	945	38	1	0
DEM Amanda Reichel	704	33.91%	<div><div></div></div>	173	503	27	1	0
Total Votes Cast	2,076	100.00%	<div><div></div></div>	561	1,448	65	2	0
Overvotes	0			0	0	0	0	0
Undervotes	64			18	43	2	1	0
Contest Totals	2,140			579	1,491	67	3	0

Justice, Supreme Court, Place 9

Vote For 1

	TOTAL	VOTE %		Election Day	Early Voting	Ballot By Mail	Provisional Ballots	Limited Ballots
REP Evan Young	1,366	65.77%	<div><div></div></div>	383	944	38	1	0
DEM Julia Maldonado	711	34.23%	<div><div></div></div>	178	505	27	1	0
Total Votes Cast	2,077	100.00%	<div><div></div></div>	561	1,449	65	2	0
Overvotes	0			0	0	0	0	0
Undervotes	63			18	42	2	1	0
Contest Totals	2,140			579	1,491	67	3	0

Judge, Court of Criminal Appeals, Place 5

Vote For 1

	TOTAL	VOTE %		Election Day	Early Voting	Ballot By Mail	Provisional Ballots	Limited Ballots
REP Scott Walker	1,361	65.91%	<div><div></div></div>	387	934	39	1	0
DEM Dana Huffman	704	34.09%	<div><div></div></div>	173	505	25	1	0
Total Votes Cast	2,065	100.00%	<div><div></div></div>	560	1,439	64	2	0
Overvotes	0			0	0	0	0	0
Undervotes	75			19	52	3	1	0
Contest Totals	2,140			579	1,491	67	3	0

PCT 208

Judge, Court of Criminal Appeals, Place 6

Vote For 1

	TOTAL	VOTE %		Election Day	Early Voting	Ballot By Mail	Provisional Ballots	Limited Ballots
REP Jesse F. McClure, III	1,350	65.53%	<div><div></div></div>	382	929	38	1	0
DEM Robert Johnson	710	34.47%	<div><div></div></div>	174	511	24	1	0
Total Votes Cast	2,060	100.00%	<div><div></div></div>	556	1,440	62	2	0
Overvotes	0			0	0	0	0	0
Undervotes	80			23	51	5	1	0
Contest Totals	2,140			579	1,491	67	3	0

Member, State Board of Education, District 12 CCD

Vote For 1

	TOTAL	VOTE %		Election Day	Early Voting	Ballot By Mail	Provisional Ballots	Limited Ballots
REP Pam Little	1,342	64.52%	<div><div></div></div>	379	924	38	1	0
DEM Alex Cornwallis	680	32.69%	<div><div></div></div>	166	488	25	1	0
LIB Christy Mowrey	57	2.74%	<div><div></div></div>	16	40	1	0	0
Write-In Totals	1	0.05%	<div><div></div></div>	0	0	1	0	0
Total Votes Cast	2,080	100.00%	<div><div></div></div>	561	1,452	65	2	0
Overvotes	0			0	0	0	0	0
Undervotes	60			18	39	2	1	0
Contest Totals	2,140			579	1,491	67	3	0

State Senator, District 8

Vote For 1

	TOTAL	VOTE %		Election Day	Early Voting	Ballot By Mail	Provisional Ballots	Limited Ballots
REP Angela Paxton	1,299	62.27%	<div><div></div></div>	377	886	35	1	0
DEM Jonathan Cocks	728	34.90%	<div><div></div></div>	177	520	30	1	0
LIB Edward Kless	59	2.83%	<div><div></div></div>	11	48	0	0	0
Total Votes Cast	2,086	100.00%	<div><div></div></div>	565	1,454	65	2	0
Overvotes	0			0	0	0	0	0
Undervotes	54			14	37	2	1	0
Contest Totals	2,140			579	1,491	67	3	0

State Representative, District 66

Vote For 1

	TOTAL	VOTE %		Election Day	Early Voting	Ballot By Mail	Provisional Ballots	Limited Ballots
REP Matt Shaheen	1,382	66.57%	<div><div></div></div>	396	946	39	1	0
DEM Jesse Ringness	694	33.43%	<div><div></div></div>	166	501	26	1	0
Total Votes Cast	2,076	100.00%	<div><div></div></div>	562	1,447	65	2	0
Overvotes	0			0	0	0	0	0
Undervotes	64			17	44	2	1	0
Contest Totals	2,140			579	1,491	67	3	0

PCT 208

Justice, 5th Court of Appeals District, Place 4

Vote For 1

	TOTAL	VOTE %		Election Day	Early Voting	Ballot By Mail	Provisional Ballots	Limited Ballots
REP Emily A. Miskel	1,373	66.78%	<div><div></div></div>	390	944	38	1	0
DEM Maricela Moore	683	33.22%	<div><div></div></div>	166	491	25	1	0
Total Votes Cast	2,056	100.00%	<div><div></div></div>	556	1,435	63	2	0
Overvotes	0			0	0	0	0	0
Undervotes	84			23	56	4	1	0
Contest Totals	2,140			579	1,491	67	3	0

Justice, 5th Court of Appeals District, Place 7

Vote For 1

	TOTAL	VOTE %		Election Day	Early Voting	Ballot By Mail	Provisional Ballots	Limited Ballots
REP Kristina Williams	1,361	66.16%	<div><div></div></div>	389	933	38	1	0
DEM Nancy Kennedy	696	33.84%	<div><div></div></div>	168	502	25	1	0
Total Votes Cast	2,057	100.00%	<div><div></div></div>	557	1,435	63	2	0
Overvotes	0			0	0	0	0	0
Undervotes	83			22	56	4	1	0
Contest Totals	2,140			579	1,491	67	3	0

County Judge CCD

Vote For 1

	TOTAL	VOTE %		Election Day	Early Voting	Ballot By Mail	Provisional Ballots	Limited Ballots
REP Chris Hill	1,361	65.34%	<div><div></div></div>	388	935	37	1	0
DEM Joshua Murray	722	34.66%	<div><div></div></div>	174	518	29	1	0
Total Votes Cast	2,083	100.00%	<div><div></div></div>	562	1,453	66	2	0
Overvotes	0			0	0	0	0	0
Undervotes	57			17	38	1	1	0
Contest Totals	2,140			579	1,491	67	3	0

District Clerk CCD

Vote For 1

	TOTAL	VOTE %		Election Day	Early Voting	Ballot By Mail	Provisional Ballots	Limited Ballots
REP Mike Gould	1,375	66.75%	<div><div></div></div>	394	944	36	1	0
DEM David Brignac	685	33.25%	<div><div></div></div>	166	491	27	1	0
Total Votes Cast	2,060	100.00%	<div><div></div></div>	560	1,435	63	2	0
Overvotes	0			0	0	0	0	0
Undervotes	80			19	56	4	1	0
Contest Totals	2,140			579	1,491	67	3	0

PCT 208

Justice of the Peace, Precinct 4

Vote For 1

	TOTAL	VOTE %		Election Day	Early Voting	Ballot By Mail	Provision al Ballots	Limited Ballots
REP Vincent Venegoni	1,353	66.03%	<div><div></div></div>	382	932	38	1	0
DEM Adam Kern	696	33.97%	<div><div></div></div>	172	498	25	1	0
Total Votes Cast	2,049	100.00%	<div><div></div></div>	554	1,430	63	2	0
Overvotes	0			0	0	0	0	0
Undervotes	91			25	61	4	1	0
Contest Totals	2,140			579	1,491	67	3	0

PCT 209

U. S. Representative, District 4

Vote For 1

	TOTAL	VOTE %		Election Day	Early Voting	Ballot By Mail	Provisional Ballots	Limited Ballots
REP Pat Fallon	363	59.51%	<div><div></div></div>	121	237	3	2	0
DEM Iro Omere	227	37.21%	<div><div></div></div>	62	162	3	0	0
LIB John Simmons	20	3.28%	<div><div></div></div>	8	11	1	0	0
Total Votes Cast	610	100.00%	<div><div></div></div>	191	410	7	2	0
Overvotes	0			0	0	0	0	0
Undervotes	4			3	1	0	0	0
Contest Totals	614			194	411	7	2	0

Governor

Vote For 1

	TOTAL	VOTE %		Election Day	Early Voting	Ballot By Mail	Provisional Ballots	Limited Ballots
REP Greg Abbott	363	59.22%	<div><div></div></div>	120	239	2	2	0
DEM Beto O'Rourke	245	39.97%	<div><div></div></div>	72	169	4	0	0
LIB Mark Tippetts	4	0.65%	<div><div></div></div>	1	2	1	0	0
GRN Delilah Barrios	1	0.16%	<div><div></div></div>	1	0	0	0	0
Write-In Totals	0	0.00%	<div><div></div></div>	0	0	0	0	0
Total Votes Cast	613	100.00%	<div><div></div></div>	194	410	7	2	0
Overvotes	0			0	0	0	0	0
Undervotes	1			0	1	0	0	0
Contest Totals	614			194	411	7	2	0

Lieutenant Governor

Vote For 1

	TOTAL	VOTE %		Election Day	Early Voting	Ballot By Mail	Provisional Ballots	Limited Ballots
REP Dan Patrick	356	57.98%	<div><div></div></div>	120	232	2	2	0
DEM Mike Collier	241	39.25%	<div><div></div></div>	69	168	4	0	0
LIB Shanna Steele	17	2.77%	<div><div></div></div>	5	11	1	0	0
Total Votes Cast	614	100.00%	<div><div></div></div>	194	411	7	2	0
Overvotes	0			0	0	0	0	0
Undervotes	0			0	0	0	0	0
Contest Totals	614			194	411	7	2	0

Attorney General

Vote For 1

	TOTAL	VOTE %		Election Day	Early Voting	Ballot By Mail	Provisional Ballots	Limited Ballots
REP Ken Paxton	352	57.52%	<div><div></div></div>	120	228	2	2	0
DEM Rochelle Mercedes Garza	237	38.73%	<div><div></div></div>	66	167	4	0	0
LIB Mark Ash	23	3.76%	<div><div></div></div>	7	15	1	0	0
Total Votes Cast	612	100.00%	<div><div></div></div>	193	410	7	2	0
Overvotes	0			0	0	0	0	0
Undervotes	2			1	1	0	0	0
Contest Totals	614			194	411	7	2	0

PCT 209

Comptroller of Public Accounts

Vote For 1

	TOTAL	VOTE %		Election Day	Early Voting	Ballot By Mail	Provisional Ballots	Limited Ballots
REP Glenn Hegar	375	61.27%	<div><div></div></div>	127	243	3	2	0
DEM Janet T. Dudding	222	36.27%	<div><div></div></div>	64	156	2	0	0
LIB V. Alonzo Echevarria-Garza	15	2.45%	<div><div></div></div>	2	11	2	0	0
Total Votes Cast	612	100.00%	<div><div></div></div>	193	410	7	2	0
Overvotes	0			0	0	0	0	0
Undervotes	2			1	1	0	0	0
Contest Totals	614			194	411	7	2	0

Commissioner of the General Land Office

Vote For 1

	TOTAL	VOTE %		Election Day	Early Voting	Ballot By Mail	Provisional Ballots	Limited Ballots
REP Dawn Buckingham	375	61.37%	<div><div></div></div>	131	239	3	2	0
DEM Jay Kleberg	226	36.99%	<div><div></div></div>	60	162	4	0	0
GRN Alfred Molison, Jr	10	1.64%	<div><div></div></div>	2	8	0	0	0
Write-In Totals	0	0.00%	<div><div></div></div>	0	0	0	0	0
Total Votes Cast	611	100.00%	<div><div></div></div>	193	409	7	2	0
Overvotes	0			0	0	0	0	0
Undervotes	3			1	2	0	0	0
Contest Totals	614			194	411	7	2	0

Commissioner of Agriculture

Vote For 1

	TOTAL	VOTE %		Election Day	Early Voting	Ballot By Mail	Provisional Ballots	Limited Ballots
REP Sid Miller	379	62.13%	<div><div></div></div>	127	247	3	2	0
DEM Susan Hays	231	37.87%	<div><div></div></div>	66	161	4	0	0
Total Votes Cast	610	100.00%	<div><div></div></div>	193	408	7	2	0
Overvotes	0			0	0	0	0	0
Undervotes	4			1	3	0	0	0
Contest Totals	614			194	411	7	2	0

Railroad Commissioner

Vote For 1

	TOTAL	VOTE %		Election Day	Early Voting	Ballot By Mail	Provisional Ballots	Limited Ballots
REP Wayne Christian	365	59.74%	<div><div></div></div>	121	239	3	2	0
DEM Luke Warford	224	36.66%	<div><div></div></div>	63	159	2	0	0
LIB Jaime Andres Diez	15	2.46%	<div><div></div></div>	5	9	1	0	0
GRN Hunter Wayne Crow	7	1.15%	<div><div></div></div>	4	2	1	0	0
Total Votes Cast	611	100.00%	<div><div></div></div>	193	409	7	2	0
Overvotes	0			0	0	0	0	0
Undervotes	3			1	2	0	0	0
Contest Totals	614			194	411	7	2	0

PCT 209

Justice, Supreme Court, Place 3

Vote For 1

	TOTAL	VOTE %		Election Day	Early Voting	Ballot By Mail	Provisional Ballots	Limited Ballots
REP Debra Lehrmann	367	60.36%	<div><div></div></div>	120	242	3	2	0
DEM Erin A. Nowell	228	37.50%	<div><div></div></div>	68	158	2	0	0
LIB Thomas Edward Oxford	13	2.14%	<div><div></div></div>	4	8	1	0	0
Total Votes Cast	608	100.00%	<div><div></div></div>	192	408	6	2	0
Overvotes	0			0	0	0	0	0
Undervotes	6			2	3	1	0	0
Contest Totals	614			194	411	7	2	0

Justice, Supreme Court, Place 5

Vote For 1

	TOTAL	VOTE %		Election Day	Early Voting	Ballot By Mail	Provisional Ballots	Limited Ballots
REP Rebeca Huddle	372	61.49%	<div><div></div></div>	124	242	4	2	0
DEM Amanda Reichel	233	38.51%	<div><div></div></div>	67	164	2	0	0
Total Votes Cast	605	100.00%	<div><div></div></div>	191	406	6	2	0
Overvotes	0			0	0	0	0	0
Undervotes	9			3	5	1	0	0
Contest Totals	614			194	411	7	2	0

Justice, Supreme Court, Place 9

Vote For 1

	TOTAL	VOTE %		Election Day	Early Voting	Ballot By Mail	Provisional Ballots	Limited Ballots
REP Evan Young	377	62.31%	<div><div></div></div>	125	246	4	2	0
DEM Julia Maldonado	228	37.69%	<div><div></div></div>	66	160	2	0	0
Total Votes Cast	605	100.00%	<div><div></div></div>	191	406	6	2	0
Overvotes	0			0	0	0	0	0
Undervotes	9			3	5	1	0	0
Contest Totals	614			194	411	7	2	0

Judge, Court of Criminal Appeals, Place 5

Vote For 1

	TOTAL	VOTE %		Election Day	Early Voting	Ballot By Mail	Provisional Ballots	Limited Ballots
REP Scott Walker	376	62.05%	<div><div></div></div>	125	246	3	2	0
DEM Dana Huffman	230	37.95%	<div><div></div></div>	66	161	3	0	0
Total Votes Cast	606	100.00%	<div><div></div></div>	191	407	6	2	0
Overvotes	0			0	0	0	0	0
Undervotes	8			3	4	1	0	0
Contest Totals	614			194	411	7	2	0

PCT 209

Judge, Court of Criminal Appeals, Place 6

Vote For 1

	TOTAL	VOTE %		Election Day	Early Voting	Ballot By Mail	Provisional Ballots	Limited Ballots
REP Jesse F. McClure, III	374	61.61%	<div><div></div></div>	122	247	3	2	0
DEM Robert Johnson	233	38.39%	<div><div></div></div>	70	160	3	0	0
Total Votes Cast	607	100.00%	<div><div></div></div>	192	407	6	2	0
Overvotes	0			0	0	0	0	0
Undervotes	7			2	4	1	0	0
Contest Totals	614			194	411	7	2	0

Member, State Board of Education, District 12 CCD

Vote For 1

	TOTAL	VOTE %		Election Day	Early Voting	Ballot By Mail	Provisional Ballots	Limited Ballots
REP Pam Little	360	59.11%	<div><div></div></div>	118	236	4	2	0
DEM Alex Cornwallis	230	37.77%	<div><div></div></div>	67	161	2	0	0
LIB Christy Mowrey	19	3.12%	<div><div></div></div>	7	11	1	0	0
Write-In Totals	0	0.00%	<div><div></div></div>	0	0	0	0	0
Total Votes Cast	609	100.00%	<div><div></div></div>	192	408	7	2	0
Overvotes	0			0	0	0	0	0
Undervotes	5			2	3	0	0	0
Contest Totals	614			194	411	7	2	0

State Representative, District 61

Vote For 1

	TOTAL	VOTE %		Election Day	Early Voting	Ballot By Mail	Provisional Ballots	Limited Ballots
REP Frederick Frazier	370	60.86%	<div><div></div></div>	123	242	3	2	0
DEM Sheena King	238	39.14%	<div><div></div></div>	69	166	3	0	0
Total Votes Cast	608	100.00%	<div><div></div></div>	192	408	6	2	0
Overvotes	0			0	0	0	0	0
Undervotes	6			2	3	1	0	0
Contest Totals	614			194	411	7	2	0

Justice, 5th Court of Appeals District, Place 4

Vote For 1

	TOTAL	VOTE %		Election Day	Early Voting	Ballot By Mail	Provisional Ballots	Limited Ballots
REP Emily A. Miskel	375	61.98%	<div><div></div></div>	126	244	3	2	0
DEM Maricela Moore	230	38.02%	<div><div></div></div>	65	162	3	0	0
Total Votes Cast	605	100.00%	<div><div></div></div>	191	406	6	2	0
Overvotes	0			0	0	0	0	0
Undervotes	9			3	5	1	0	0
Contest Totals	614			194	411	7	2	0

PCT 209

Justice, 5th Court of Appeals District, Place 7

Vote For 1

	TOTAL	VOTE %		Election Day	Early Voting	Ballot By Mail	Provisional Ballots	Limited Ballots
REP Kristina Williams	368	60.73%	<div><div></div></div>	123	241	2	2	0
DEM Nancy Kennedy	238	39.27%	<div><div></div></div>	68	166	4	0	0
Total Votes Cast	606	100.00%	<div><div></div></div>	191	407	6	2	0
Overvotes	0			0	0	0	0	0
Undervotes	8			3	4	1	0	0
Contest Totals	614			194	411	7	2	0

County Judge CCD

Vote For 1

	TOTAL	VOTE %		Election Day	Early Voting	Ballot By Mail	Provisional Ballots	Limited Ballots
REP Chris Hill	369	60.99%	<div><div></div></div>	120	244	3	2	0
DEM Joshua Murray	236	39.01%	<div><div></div></div>	72	161	3	0	0
Total Votes Cast	605	100.00%	<div><div></div></div>	192	405	6	2	0
Overvotes	0			0	0	0	0	0
Undervotes	9			2	6	1	0	0
Contest Totals	614			194	411	7	2	0

District Clerk CCD

Vote For 1

	TOTAL	VOTE %		Election Day	Early Voting	Ballot By Mail	Provisional Ballots	Limited Ballots
REP Mike Gould	375	61.88%	<div><div></div></div>	123	246	4	2	0
DEM David Brignac	231	38.12%	<div><div></div></div>	68	161	2	0	0
Total Votes Cast	606	100.00%	<div><div></div></div>	191	407	6	2	0
Overvotes	0			0	0	0	0	0
Undervotes	8			3	4	1	0	0
Contest Totals	614			194	411	7	2	0

Justice of the Peace, Precinct 4

Vote For 1

	TOTAL	VOTE %		Election Day	Early Voting	Ballot By Mail	Provisional Ballots	Limited Ballots
REP Vincent Venegoni	366	60.50%	<div><div></div></div>	119	242	3	2	0
DEM Adam Kern	239	39.50%	<div><div></div></div>	72	164	3	0	0
Total Votes Cast	605	100.00%	<div><div></div></div>	191	406	6	2	0
Overvotes	0			0	0	0	0	0
Undervotes	9			3	5	1	0	0
Contest Totals	614			194	411	7	2	0

PCT 210

U. S. Representative District 3

Vote For 1

	TOTAL	VOTE %		Election Day	Early Voting	Ballot By Mail	Provisional Ballots	Limited Ballots
REP Keith Self	403	45.13%	<div><div></div></div>	133	264	6	0	0
DEM Sandeep Srivastava	469	52.52%	<div><div></div></div>	156	304	8	1	0
LIB Christopher Claytor	21	2.35%	<div><div></div></div>	8	13	0	0	0
Total Votes Cast	893	100.00%	<div><div></div></div>	297	581	14	1	0
Overvotes	0			0	0	0	0	0
Undervotes	21			14	7	0	0	0
Contest Totals	914			311	588	14	1	0

Governor

Vote For 1

	TOTAL	VOTE %		Election Day	Early Voting	Ballot By Mail	Provisional Ballots	Limited Ballots
REP Greg Abbott	395	43.36%	<div><div></div></div>	134	255	6	0	0
DEM Beto O'Rourke	508	55.76%	<div><div></div></div>	173	326	8	1	0
LIB Mark Tippetts	6	0.66%	<div><div></div></div>	1	5	0	0	0
GRN Delilah Barrios	1	0.11%	<div><div></div></div>	1	0	0	0	0
Write-In Totals	1	0.11%	<div><div></div></div>	0	1	0	0	0
Total Votes Cast	911	100.00%	<div><div></div></div>	309	587	14	1	0
Overvotes	0			0	0	0	0	0
Undervotes	3			2	1	0	0	0
Contest Totals	914			311	588	14	1	0

Lieutenant Governor

Vote For 1

	TOTAL	VOTE %		Election Day	Early Voting	Ballot By Mail	Provisional Ballots	Limited Ballots
REP Dan Patrick	385	43.16%	<div><div></div></div>	124	255	6	0	0
DEM Mike Collier	481	53.92%	<div><div></div></div>	156	316	8	1	0
LIB Shanna Steele	26	2.91%	<div><div></div></div>	14	12	0	0	0
Total Votes Cast	892	100.00%	<div><div></div></div>	294	583	14	1	0
Overvotes	0			0	0	0	0	0
Undervotes	22			17	5	0	0	0
Contest Totals	914			311	588	14	1	0

Attorney General

Vote For 1

	TOTAL	VOTE %		Election Day	Early Voting	Ballot By Mail	Provisional Ballots	Limited Ballots
REP Ken Paxton	381	42.81%	<div><div></div></div>	132	242	7	0	0
DEM Rochelle Mercedes Garza	481	54.04%	<div><div></div></div>	156	317	7	1	0
LIB Mark Ash	28	3.15%	<div><div></div></div>	10	18	0	0	0
Total Votes Cast	890	100.00%	<div><div></div></div>	298	577	14	1	0
Overvotes	0			0	0	0	0	0
Undervotes	24			13	11	0	0	0
Contest Totals	914			311	588	14	1	0

PCT 210

Comptroller of Public Accounts

Vote For 1

	TOTAL	VOTE %		Election Day	Early Voting	Ballot By Mail	Provisional Ballots	Limited Ballots
REP Glenn Hegar	419	47.40%	<div><div></div></div>	139	274	6	0	0
DEM Janet T. Dudding	447	50.57%	<div><div></div></div>	146	292	8	1	0
LIB V. Alonzo Echevarria-Garza	18	2.04%	<div><div></div></div>	7	11	0	0	0
Total Votes Cast	884	100.00%	<div><div></div></div>	292	577	14	1	0
Overvotes	0			0	0	0	0	0
Undervotes	30			19	11	0	0	0
Contest Totals	914			311	588	14	1	0

Commissioner of the General Land Office

Vote For 1

	TOTAL	VOTE %		Election Day	Early Voting	Ballot By Mail	Provisional Ballots	Limited Ballots
REP Dawn Buckingham	405	45.92%	<div><div></div></div>	136	263	6	0	0
DEM Jay Kleberg	467	52.95%	<div><div></div></div>	149	309	8	1	0
GRN Alfred Molison, Jr	10	1.13%	<div><div></div></div>	5	5	0	0	0
Write-In Totals	0	0.00%	<div><div></div></div>	0	0	0	0	0
Total Votes Cast	882	100.00%	<div><div></div></div>	290	577	14	1	0
Overvotes	0			0	0	0	0	0
Undervotes	32			21	11	0	0	0
Contest Totals	914			311	588	14	1	0

Commissioner of Agriculture

Vote For 1

	TOTAL	VOTE %		Election Day	Early Voting	Ballot By Mail	Provisional Ballots	Limited Ballots
REP Sid Miller	411	46.81%	<div><div></div></div>	133	271	7	0	0
DEM Susan Hays	467	53.19%	<div><div></div></div>	153	306	7	1	0
Total Votes Cast	878	100.00%	<div><div></div></div>	286	577	14	1	0
Overvotes	0			0	0	0	0	0
Undervotes	36			25	11	0	0	0
Contest Totals	914			311	588	14	1	0

Railroad Commissioner

Vote For 1

	TOTAL	VOTE %		Election Day	Early Voting	Ballot By Mail	Provisional Ballots	Limited Ballots
REP Wayne Christian	408	46.52%	<div><div></div></div>	130	272	6	0	0
DEM Luke Warford	446	50.86%	<div><div></div></div>	147	290	8	1	0
LIB Jaime Andres Diez	20	2.28%	<div><div></div></div>	7	13	0	0	0
GRN Hunter Wayne Crow	3	0.34%	<div><div></div></div>	2	1	0	0	0
Total Votes Cast	877	100.00%	<div><div></div></div>	286	576	14	1	0
Overvotes	0			0	0	0	0	0
Undervotes	37			25	12	0	0	0
Contest Totals	914			311	588	14	1	0

PCT 210

Justice, Supreme Court, Place 3

Vote For 1

	TOTAL	VOTE %		Election Day	Early Voting	Ballot By Mail	Provisional Ballots	Limited Ballots
REP Debra Lehrmann	412	46.24%	<div><div></div></div>	140	266	6	0	0
DEM Erin A. Nowell	465	52.19%	<div><div></div></div>	149	307	8	1	0
LIB Thomas Edward Oxford	14	1.57%	<div><div></div></div>	6	8	0	0	0
Total Votes Cast	891	100.00%	<div><div></div></div>	295	581	14	1	0
Overvotes	0			0	0	0	0	0
Undervotes	23			16	7	0	0	0
Contest Totals	914			311	588	14	1	0

Justice, Supreme Court, Place 5

Vote For 1

	TOTAL	VOTE %		Election Day	Early Voting	Ballot By Mail	Provisional Ballots	Limited Ballots
REP Rebeca Huddle	419	47.24%	<div><div></div></div>	138	275	6	0	0
DEM Amanda Reichel	468	52.76%	<div><div></div></div>	154	305	8	1	0
Total Votes Cast	887	100.00%	<div><div></div></div>	292	580	14	1	0
Overvotes	0			0	0	0	0	0
Undervotes	27			19	8	0	0	0
Contest Totals	914			311	588	14	1	0

Justice, Supreme Court, Place 9

Vote For 1

	TOTAL	VOTE %		Election Day	Early Voting	Ballot By Mail	Provisional Ballots	Limited Ballots
REP Evan Young	410	46.33%	<div><div></div></div>	135	269	6	0	0
DEM Julia Maldonado	475	53.67%	<div><div></div></div>	156	310	8	1	0
Total Votes Cast	885	100.00%	<div><div></div></div>	291	579	14	1	0
Overvotes	0			0	0	0	0	0
Undervotes	29			20	9	0	0	0
Contest Totals	914			311	588	14	1	0

Judge, Court of Criminal Appeals, Place 5

Vote For 1

	TOTAL	VOTE %		Election Day	Early Voting	Ballot By Mail	Provisional Ballots	Limited Ballots
REP Scott Walker	414	46.94%	<div><div></div></div>	137	271	6	0	0
DEM Dana Huffman	468	53.06%	<div><div></div></div>	154	305	8	1	0
Total Votes Cast	882	100.00%	<div><div></div></div>	291	576	14	1	0
Overvotes	0			0	0	0	0	0
Undervotes	32			20	12	0	0	0
Contest Totals	914			311	588	14	1	0

PCT 210

Judge, Court of Criminal Appeals, Place 6

Vote For 1

	TOTAL	VOTE %		Election Day	Early Voting	Ballot By Mail	Provisional Ballots	Limited Ballots
REP Jesse F. McClure, III	403	46.00%	<div><div></div></div>	133	264	6	0	0
DEM Robert Johnson	473	54.00%	<div><div></div></div>	155	309	8	1	0
Total Votes Cast	876	100.00%	<div><div></div></div>	288	573	14	1	0
Overvotes	0			0	0	0	0	0
Undervotes	38			23	15	0	0	0
Contest Totals	914			311	588	14	1	0

Member, State Board of Education, District 12 CCD

Vote For 1

	TOTAL	VOTE %		Election Day	Early Voting	Ballot By Mail	Provisional Ballots	Limited Ballots
REP Pam Little	396	45.00%	<div><div></div></div>	127	262	7	0	0
DEM Alex Cornwallis	462	52.50%	<div><div></div></div>	152	302	7	1	0
LIB Christy Mowrey	22	2.50%	<div><div></div></div>	8	14	0	0	0
Write-In Totals	0	0.00%	<div><div></div></div>	0	0	0	0	0
Total Votes Cast	880	100.00%	<div><div></div></div>	287	578	14	1	0
Overvotes	0			0	0	0	0	0
Undervotes	34			24	10	0	0	0
Contest Totals	914			311	588	14	1	0

State Senator, District 8

Vote For 1

	TOTAL	VOTE %		Election Day	Early Voting	Ballot By Mail	Provisional Ballots	Limited Ballots
REP Angela Paxton	391	44.33%	<div><div></div></div>	131	253	7	0	0
DEM Jonathan Cocks	467	52.95%	<div><div></div></div>	148	311	7	1	0
LIB Edward Kless	24	2.72%	<div><div></div></div>	10	14	0	0	0
Total Votes Cast	882	100.00%	<div><div></div></div>	289	578	14	1	0
Overvotes	0			0	0	0	0	0
Undervotes	32			22	10	0	0	0
Contest Totals	914			311	588	14	1	0

Justice, 5th Court of Appeals District, Place 4

Vote For 1

	TOTAL	VOTE %		Election Day	Early Voting	Ballot By Mail	Provisional Ballots	Limited Ballots
REP Emily A. Miskel	415	47.48%	<div><div></div></div>	138	271	6	0	0
DEM Maricela Moore	459	52.52%	<div><div></div></div>	148	302	8	1	0
Total Votes Cast	874	100.00%	<div><div></div></div>	286	573	14	1	0
Overvotes	0			0	0	0	0	0
Undervotes	40			25	15	0	0	0
Contest Totals	914			311	588	14	1	0

PCT 210

Justice, 5th Court of Appeals District, Place 7

Vote For 1

	TOTAL	VOTE %		Election Day	Early Voting	Ballot By Mail	Provisional Ballots	Limited Ballots
REP Kristina Williams	407	46.41%	<div><div></div></div>	133	268	6	0	0
DEM Nancy Kennedy	470	53.59%	<div><div></div></div>	154	307	8	1	0
Total Votes Cast	877	100.00%	<div><div></div></div>	287	575	14	1	0
Overvotes	0			0	0	0	0	0
Undervotes	37			24	13	0	0	0
Contest Totals	914			311	588	14	1	0

County Judge CCD

Vote For 1

	TOTAL	VOTE %		Election Day	Early Voting	Ballot By Mail	Provisional Ballots	Limited Ballots
REP Chris Hill	409	46.69%	<div><div></div></div>	139	263	7	0	0
DEM Joshua Murray	467	53.31%	<div><div></div></div>	147	312	7	1	0
Total Votes Cast	876	100.00%	<div><div></div></div>	286	575	14	1	0
Overvotes	0			0	0	0	0	0
Undervotes	38			25	13	0	0	0
Contest Totals	914			311	588	14	1	0

District Clerk CCD

Vote For 1

	TOTAL	VOTE %		Election Day	Early Voting	Ballot By Mail	Provisional Ballots	Limited Ballots
REP Mike Gould	415	47.48%	<div><div></div></div>	135	273	7	0	0
DEM David Brignac	459	52.52%	<div><div></div></div>	149	302	7	1	0
Total Votes Cast	874	100.00%	<div><div></div></div>	284	575	14	1	0
Overvotes	0			0	0	0	0	0
Undervotes	40			27	13	0	0	0
Contest Totals	914			311	588	14	1	0

Justice of the Peace, Precinct 3

Vote For 1

	TOTAL	VOTE %		Election Day	Early Voting	Ballot By Mail	Provisional Ballots	Limited Ballots
REP Mike Missildine	415	47.65%	<div><div></div></div>	134	274	7	0	0
DEM Irvin Lynn Barrett	456	52.35%	<div><div></div></div>	149	299	7	1	0
Total Votes Cast	871	100.00%	<div><div></div></div>	283	573	14	1	0
Overvotes	0			0	0	0	0	0
Undervotes	43			28	15	0	0	0
Contest Totals	914			311	588	14	1	0

PCT 211

U. S. Representative District 3

Vote For 1

	TOTAL	VOTE %		Election Day	Early Voting	Ballot By Mail	Provisional Ballots	Limited Ballots
REP Keith Self	1,003	58.14%	<div><div></div></div>	213	741	49	0	0
DEM Sandeep Srivastava	675	39.13%	<div><div></div></div>	154	495	25	1	0
LIB Christopher Claytor	47	2.72%	<div><div></div></div>	20	26	1	0	0
Total Votes Cast	1,725	100.00%	<div><div></div></div>	387	1,262	75	1	0
Overvotes	0			0	0	0	0	0
Undervotes	33			13	19	1	0	0
Contest Totals	1,758			400	1,281	76	1	0

Governor

Vote For 1

	TOTAL	VOTE %		Election Day	Early Voting	Ballot By Mail	Provisional Ballots	Limited Ballots
REP Greg Abbott	978	55.89%	<div><div></div></div>	206	726	46	0	0
DEM Beto O'Rourke	750	42.86%	<div><div></div></div>	182	539	28	1	0
LIB Mark Tippetts	19	1.09%	<div><div></div></div>	9	9	1	0	0
GRN Delilah Barrios	2	0.11%	<div><div></div></div>	0	2	0	0	0
Write-In Totals	1	0.06%	<div><div></div></div>	0	1	0	0	0
Total Votes Cast	1,750	100.00%	<div><div></div></div>	397	1,277	75	1	0
Overvotes	0			0	0	0	0	0
Undervotes	8			3	4	1	0	0
Contest Totals	1,758			400	1,281	76	1	0

Lieutenant Governor

Vote For 1

	TOTAL	VOTE %		Election Day	Early Voting	Ballot By Mail	Provisional Ballots	Limited Ballots
REP Dan Patrick	931	53.69%	<div><div></div></div>	194	693	44	0	0
DEM Mike Collier	753	43.43%	<div><div></div></div>	172	550	30	1	0
LIB Shanna Steele	50	2.88%	<div><div></div></div>	23	26	1	0	0
Total Votes Cast	1,734	100.00%	<div><div></div></div>	389	1,269	75	1	0
Overvotes	0			0	0	0	0	0
Undervotes	24			11	12	1	0	0
Contest Totals	1,758			400	1,281	76	1	0

Attorney General

Vote For 1

	TOTAL	VOTE %		Election Day	Early Voting	Ballot By Mail	Provisional Ballots	Limited Ballots
REP Ken Paxton	917	53.04%	<div><div></div></div>	196	679	42	0	0
DEM Rochelle Mercedes Garza	737	42.63%	<div><div></div></div>	167	539	30	1	0
LIB Mark Ash	75	4.34%	<div><div></div></div>	26	47	2	0	0
Total Votes Cast	1,729	100.00%	<div><div></div></div>	389	1,265	74	1	0
Overvotes	0			0	0	0	0	0
Undervotes	29			11	16	2	0	0
Contest Totals	1,758			400	1,281	76	1	0

PCT 211

Comptroller of Public Accounts

Vote For 1

	TOTAL	VOTE %		Election Day	Early Voting	Ballot By Mail	Provisional Ballots	Limited Ballots
REP Glenn Hegar	1,030	59.92%	<div><div></div></div>	223	755	52	0	0
DEM Janet T. Dudding	653	37.99%	<div><div></div></div>	144	485	23	1	0
LIB V. Alonzo Echevarria-Garza	36	2.09%	<div><div></div></div>	18	17	1	0	0
Total Votes Cast	1,719	100.00%	<div><div></div></div>	385	1,257	76	1	0
Overvotes	0			0	0	0	0	0
Undervotes	39			15	24	0	0	0
Contest Totals	1,758			400	1,281	76	1	0

Commissioner of the General Land Office

Vote For 1

	TOTAL	VOTE %		Election Day	Early Voting	Ballot By Mail	Provisional Ballots	Limited Ballots
REP Dawn Buckingham	1,018	59.60%	<div><div></div></div>	223	747	48	0	0
DEM Jay Kleberg	672	39.34%	<div><div></div></div>	155	491	25	1	0
GRN Alfred Molison, Jr	18	1.05%	<div><div></div></div>	8	9	1	0	0
Write-In Totals	0	0.00%	<div><div></div></div>	0	0	0	0	0
Total Votes Cast	1,708	100.00%	<div><div></div></div>	386	1,247	74	1	0
Overvotes	0			0	0	0	0	0
Undervotes	50			14	34	2	0	0
Contest Totals	1,758			400	1,281	76	1	0

Commissioner of Agriculture

Vote For 1

	TOTAL	VOTE %		Election Day	Early Voting	Ballot By Mail	Provisional Ballots	Limited Ballots
REP Sid Miller	1,008	58.88%	<div><div></div></div>	223	736	49	0	0
DEM Susan Hays	704	41.12%	<div><div></div></div>	162	514	27	1	0
Total Votes Cast	1,712	100.00%	<div><div></div></div>	385	1,250	76	1	0
Overvotes	0			0	0	0	0	0
Undervotes	46			15	31	0	0	0
Contest Totals	1,758			400	1,281	76	1	0

Railroad Commissioner

Vote For 1

	TOTAL	VOTE %		Election Day	Early Voting	Ballot By Mail	Provisional Ballots	Limited Ballots
REP Wayne Christian	996	58.11%	<div><div></div></div>	214	733	49	0	0
DEM Luke Warford	664	38.74%	<div><div></div></div>	150	488	25	1	0
LIB Jaime Andres Diez	44	2.57%	<div><div></div></div>	17	26	1	0	0
GRN Hunter Wayne Crow	10	0.58%	<div><div></div></div>	4	6	0	0	0
Total Votes Cast	1,714	100.00%	<div><div></div></div>	385	1,253	75	1	0
Overvotes	0			0	0	0	0	0
Undervotes	44			15	28	1	0	0
Contest Totals	1,758			400	1,281	76	1	0

PCT 211

Justice, Supreme Court, Place 3

Vote For 1

	TOTAL	VOTE %		Election Day	Early Voting	Ballot By Mail	Provisional Ballots	Limited Ballots
REP Debra Lehrmann	1,000	58.21%	<div><div></div></div>	218	734	48	0	0
DEM Erin A. Nowell	683	39.76%	<div><div></div></div>	162	497	23	1	0
LIB Thomas Edward Oxford	35	2.04%	<div><div></div></div>	10	24	1	0	0
Total Votes Cast	1,718	100.00%	<div><div></div></div>	390	1,255	72	1	0
Overvotes	0			0	0	0	0	0
Undervotes	40			10	26	4	0	0
Contest Totals	1,758			400	1,281	76	1	0

Justice, Supreme Court, Place 5

Vote For 1

	TOTAL	VOTE %		Election Day	Early Voting	Ballot By Mail	Provisional Ballots	Limited Ballots
REP Rebeca Huddle	1,028	60.08%	<div><div></div></div>	225	754	49	0	0
DEM Amanda Reichel	683	39.92%	<div><div></div></div>	162	498	22	1	0
Total Votes Cast	1,711	100.00%	<div><div></div></div>	387	1,252	71	1	0
Overvotes	0			0	0	0	0	0
Undervotes	47			13	29	5	0	0
Contest Totals	1,758			400	1,281	76	1	0

Justice, Supreme Court, Place 9

Vote For 1

	TOTAL	VOTE %		Election Day	Early Voting	Ballot By Mail	Provisional Ballots	Limited Ballots
REP Evan Young	1,023	59.96%	<div><div></div></div>	223	750	50	0	0
DEM Julia Maldonado	683	40.04%	<div><div></div></div>	163	498	21	1	0
Total Votes Cast	1,706	100.00%	<div><div></div></div>	386	1,248	71	1	0
Overvotes	0			0	0	0	0	0
Undervotes	52			14	33	5	0	0
Contest Totals	1,758			400	1,281	76	1	0

Judge, Court of Criminal Appeals, Place 5

Vote For 1

	TOTAL	VOTE %		Election Day	Early Voting	Ballot By Mail	Provisional Ballots	Limited Ballots
REP Scott Walker	1,011	59.30%	<div><div></div></div>	222	741	48	0	0
DEM Dana Huffman	694	40.70%	<div><div></div></div>	162	506	25	1	0
Total Votes Cast	1,705	100.00%	<div><div></div></div>	384	1,247	73	1	0
Overvotes	0			0	0	0	0	0
Undervotes	53			16	34	3	0	0
Contest Totals	1,758			400	1,281	76	1	0

PCT 211

Judge, Court of Criminal Appeals, Place 6

Vote For 1

	TOTAL	VOTE %		Election Day	Early Voting	Ballot By Mail	Provisional Ballots	Limited Ballots
REP Jesse F. McClure, III	1,015	59.88%	<div><div></div></div>	223	744	48	0	0
DEM Robert Johnson	680	40.12%	<div><div></div></div>	157	499	23	1	0
Total Votes Cast	1,695	100.00%	<div><div></div></div>	380	1,243	71	1	0
Overvotes	0			0	0	0	0	0
Undervotes	63			20	38	5	0	0
Contest Totals	1,758			400	1,281	76	1	0

Member, State Board of Education, District 12 CCD

Vote For 1

	TOTAL	VOTE %		Election Day	Early Voting	Ballot By Mail	Provisional Ballots	Limited Ballots
REP Pam Little	988	57.85%	<div><div></div></div>	214	728	46	0	0
DEM Alex Cornwallis	673	39.40%	<div><div></div></div>	156	491	25	1	0
LIB Christy Mowrey	46	2.69%	<div><div></div></div>	17	28	1	0	0
Write-In Totals	1	0.06%	<div><div></div></div>	0	1	0	0	0
Total Votes Cast	1,708	100.00%	<div><div></div></div>	387	1,248	72	1	0
Overvotes	0			0	0	0	0	0
Undervotes	50			13	33	4	0	0
Contest Totals	1,758			400	1,281	76	1	0

State Senator, District 8

Vote For 1

	TOTAL	VOTE %		Election Day	Early Voting	Ballot By Mail	Provisional Ballots	Limited Ballots
REP Angela Paxton	954	55.56%	<div><div></div></div>	210	701	43	0	0
DEM Jonathan Cocks	714	41.58%	<div><div></div></div>	161	522	30	1	0
LIB Edward Kless	49	2.85%	<div><div></div></div>	16	32	1	0	0
Total Votes Cast	1,717	100.00%	<div><div></div></div>	387	1,255	74	1	0
Overvotes	0			0	0	0	0	0
Undervotes	41			13	26	2	0	0
Contest Totals	1,758			400	1,281	76	1	0

State Representative, District 61

Vote For 1

	TOTAL	VOTE %		Election Day	Early Voting	Ballot By Mail	Provisional Ballots	Limited Ballots
REP Frederick Frazier	1,005	58.91%	<div><div></div></div>	223	735	47	0	0
DEM Sheena King	701	41.09%	<div><div></div></div>	162	513	25	1	0
Total Votes Cast	1,706	100.00%	<div><div></div></div>	385	1,248	72	1	0
Overvotes	0			0	0	0	0	0
Undervotes	52			15	33	4	0	0
Contest Totals	1,758			400	1,281	76	1	0

PCT 211

Justice, 5th Court of Appeals District, Place 4

Vote For 1

	TOTAL	VOTE %		Election Day	Early Voting	Ballot By Mail	Provisional Ballots	Limited Ballots
REP Emily A. Miskel	1,022	60.37%	<div><div></div></div>	223	750	49	0	0
DEM Maricela Moore	671	39.63%	<div><div></div></div>	158	490	22	1	0
Total Votes Cast	1,693	100.00%	<div><div></div></div>	381	1,240	71	1	0
Overvotes	0			0	0	0	0	0
Undervotes	65			19	41	5	0	0
Contest Totals	1,758			400	1,281	76	1	0

Justice, 5th Court of Appeals District, Place 7

Vote For 1

	TOTAL	VOTE %		Election Day	Early Voting	Ballot By Mail	Provisional Ballots	Limited Ballots
REP Kristina Williams	1,005	59.40%	<div><div></div></div>	220	738	47	0	0
DEM Nancy Kennedy	687	40.60%	<div><div></div></div>	160	502	24	1	0
Total Votes Cast	1,692	100.00%	<div><div></div></div>	380	1,240	71	1	0
Overvotes	0			0	0	0	0	0
Undervotes	66			20	41	5	0	0
Contest Totals	1,758			400	1,281	76	1	0

County Judge CCD

Vote For 1

	TOTAL	VOTE %		Election Day	Early Voting	Ballot By Mail	Provisional Ballots	Limited Ballots
REP Chris Hill	1,030	60.09%	<div><div></div></div>	227	752	51	0	0
DEM Joshua Murray	684	39.91%	<div><div></div></div>	159	501	23	1	0
Total Votes Cast	1,714	100.00%	<div><div></div></div>	386	1,253	74	1	0
Overvotes	0			0	0	0	0	0
Undervotes	44			14	28	2	0	0
Contest Totals	1,758			400	1,281	76	1	0

District Clerk CCD

Vote For 1

	TOTAL	VOTE %		Election Day	Early Voting	Ballot By Mail	Provisional Ballots	Limited Ballots
REP Mike Gould	1,021	60.06%	<div><div></div></div>	220	752	49	0	0
DEM David Brignac	679	39.94%	<div><div></div></div>	162	493	23	1	0
Total Votes Cast	1,700	100.00%	<div><div></div></div>	382	1,245	72	1	0
Overvotes	0			0	0	0	0	0
Undervotes	58			18	36	4	0	0
Contest Totals	1,758			400	1,281	76	1	0

PCT 212

U. S. Representative, District 4

Vote For 1

	TOTAL	VOTE %		Election Day	Early Voting	Ballot By Mail	Provisional Ballots	Limited Ballots
REP Pat Fallon	1,248	45.33%	<div><div></div></div>	535	696	17	0	0
DEM Iro Omere	1,440	52.31%	<div><div></div></div>	549	860	31	0	0
LIB John Simmons	65	2.36%	<div><div></div></div>	27	38	0	0	0
Total Votes Cast	2,753	100.00%	<div><div></div></div>	1,111	1,594	48	0	0
Overvotes	0			0	0	0	0	0
Undervotes	46			19	27	0	0	0
Contest Totals	2,799			1,130	1,621	48	0	0

Governor

Vote For 1

	TOTAL	VOTE %		Election Day	Early Voting	Ballot By Mail	Provisional Ballots	Limited Ballots
REP Greg Abbott	1,205	43.14%	<div><div></div></div>	505	683	17	0	0
DEM Beto O'Rourke	1,555	55.67%	<div><div></div></div>	609	916	30	0	0
LIB Mark Tippetts	22	0.79%	<div><div></div></div>	7	15	0	0	0
GRN Delilah Barrios	7	0.25%	<div><div></div></div>	4	3	0	0	0
Write-In Totals	4	0.14%	<div><div></div></div>	2	1	1	0	0
Total Votes Cast	2,793	100.00%	<div><div></div></div>	1,127	1,618	48	0	0
Overvotes	0			0	0	0	0	0
Undervotes	6			3	3	0	0	0
Contest Totals	2,799			1,130	1,621	48	0	0

Lieutenant Governor

Vote For 1

	TOTAL	VOTE %		Election Day	Early Voting	Ballot By Mail	Provisional Ballots	Limited Ballots
REP Dan Patrick	1,193	43.22%	<div><div></div></div>	509	664	20	0	0
DEM Mike Collier	1,516	54.93%	<div><div></div></div>	589	900	27	0	0
LIB Shanna Steele	51	1.85%	<div><div></div></div>	21	30	0	0	0
Total Votes Cast	2,760	100.00%	<div><div></div></div>	1,119	1,594	47	0	0
Overvotes	0			0	0	0	0	0
Undervotes	39			11	27	1	0	0
Contest Totals	2,799			1,130	1,621	48	0	0

Attorney General

Vote For 1

	TOTAL	VOTE %		Election Day	Early Voting	Ballot By Mail	Provisional Ballots	Limited Ballots
REP Ken Paxton	1,175	42.81%	<div><div></div></div>	503	655	17	0	0
DEM Rochelle Mercedes Garza	1,498	54.57%	<div><div></div></div>	585	885	28	0	0
LIB Mark Ash	72	2.62%	<div><div></div></div>	26	45	1	0	0
Total Votes Cast	2,745	100.00%	<div><div></div></div>	1,114	1,585	46	0	0
Overvotes	0			0	0	0	0	0
Undervotes	54			16	36	2	0	0
Contest Totals	2,799			1,130	1,621	48	0	0

PCT 212

Comptroller of Public Accounts

Vote For 1

	TOTAL	VOTE %		Election Day	Early Voting	Ballot By Mail	Provisional Ballots	Limited Ballots
REP Glenn Hegar	1,307	47.88%	<div><div></div></div>	558	729	20	0	0
DEM Janet T. Dudding	1,382	50.62%	<div><div></div></div>	521	835	26	0	0
LIB V. Alonzo Echevarria-Garza	41	1.50%	<div><div></div></div>	21	20	0	0	0
Total Votes Cast	2,730	100.00%	<div><div></div></div>	1,100	1,584	46	0	0
Overvotes	0			0	0	0	0	0
Undervotes	69			30	37	2	0	0
Contest Totals	2,799			1,130	1,621	48	0	0

Commissioner of the General Land Office

Vote For 1

	TOTAL	VOTE %		Election Day	Early Voting	Ballot By Mail	Provisional Ballots	Limited Ballots
REP Dawn Buckingham	1,282	47.13%	<div><div></div></div>	551	712	19	0	0
DEM Jay Kleberg	1,411	51.88%	<div><div></div></div>	533	850	28	0	0
GRN Alfred Molison, Jr	27	0.99%	<div><div></div></div>	14	13	0	0	0
Write-In Totals	0	0.00%	<div><div></div></div>	0	0	0	0	0
Total Votes Cast	2,720	100.00%	<div><div></div></div>	1,098	1,575	47	0	0
Overvotes	0			0	0	0	0	0
Undervotes	79			32	46	1	0	0
Contest Totals	2,799			1,130	1,621	48	0	0

Commissioner of Agriculture

Vote For 1

	TOTAL	VOTE %		Election Day	Early Voting	Ballot By Mail	Provisional Ballots	Limited Ballots
REP Sid Miller	1,280	47.18%	<div><div></div></div>	553	707	20	0	0
DEM Susan Hays	1,433	52.82%	<div><div></div></div>	544	862	27	0	0
Total Votes Cast	2,713	100.00%	<div><div></div></div>	1,097	1,569	47	0	0
Overvotes	0			0	0	0	0	0
Undervotes	86			33	52	1	0	0
Contest Totals	2,799			1,130	1,621	48	0	0

Railroad Commissioner

Vote For 1

	TOTAL	VOTE %		Election Day	Early Voting	Ballot By Mail	Provisional Ballots	Limited Ballots
REP Wayne Christian	1,241	45.59%	<div><div></div></div>	526	697	18	0	0
DEM Luke Warford	1,414	51.95%	<div><div></div></div>	536	849	29	0	0
LIB Jaime Andres Diez	52	1.91%	<div><div></div></div>	27	25	0	0	0
GRN Hunter Wayne Crow	15	0.55%	<div><div></div></div>	7	8	0	0	0
Total Votes Cast	2,722	100.00%	<div><div></div></div>	1,096	1,579	47	0	0
Overvotes	0			0	0	0	0	0
Undervotes	77			34	42	1	0	0
Contest Totals	2,799			1,130	1,621	48	0	0

PCT 212

Justice, Supreme Court, Place 3

Vote For 1

	TOTAL	VOTE %		Election Day	Early Voting	Ballot By Mail	Provisional Ballots	Limited Ballots
REP Debra Lehrmann	1,213	44.58%	<div><div></div></div>	501	692	20	0	0
DEM Erin A. Nowell	1,456	53.51%	<div><div></div></div>	566	862	28	0	0
LIB Thomas Edward Oxford	52	1.91%	<div><div></div></div>	29	23	0	0	0
Total Votes Cast	2,721	100.00%	<div><div></div></div>	1,096	1,577	48	0	0
Overvotes	0			0	0	0	0	0
Undervotes	78			34	44	0	0	0
Contest Totals	2,799			1,130	1,621	48	0	0

Justice, Supreme Court, Place 5

Vote For 1

	TOTAL	VOTE %		Election Day	Early Voting	Ballot By Mail	Provisional Ballots	Limited Ballots
REP Rebeca Huddle	1,230	45.37%	<div><div></div></div>	506	703	21	0	0
DEM Amanda Reichel	1,481	54.63%	<div><div></div></div>	587	867	27	0	0
Total Votes Cast	2,711	100.00%	<div><div></div></div>	1,093	1,570	48	0	0
Overvotes	0			0	0	0	0	0
Undervotes	88			37	51	0	0	0
Contest Totals	2,799			1,130	1,621	48	0	0

Justice, Supreme Court, Place 9

Vote For 1

	TOTAL	VOTE %		Election Day	Early Voting	Ballot By Mail	Provisional Ballots	Limited Ballots
REP Evan Young	1,206	44.55%	<div><div></div></div>	497	691	18	0	0
DEM Julia Maldonado	1,501	55.45%	<div><div></div></div>	594	877	30	0	0
Total Votes Cast	2,707	100.00%	<div><div></div></div>	1,091	1,568	48	0	0
Overvotes	0			0	0	0	0	0
Undervotes	92			39	53	0	0	0
Contest Totals	2,799			1,130	1,621	48	0	0

Judge, Court of Criminal Appeals, Place 5

Vote For 1

	TOTAL	VOTE %		Election Day	Early Voting	Ballot By Mail	Provisional Ballots	Limited Ballots
REP Scott Walker	1,217	45.09%	<div><div></div></div>	505	694	18	0	0
DEM Dana Huffman	1,482	54.91%	<div><div></div></div>	583	870	29	0	0
Total Votes Cast	2,699	100.00%	<div><div></div></div>	1,088	1,564	47	0	0
Overvotes	0			0	0	0	0	0
Undervotes	100			42	57	1	0	0
Contest Totals	2,799			1,130	1,621	48	0	0

PCT 212

Judge, Court of Criminal Appeals, Place 6

Vote For 1

	TOTAL	VOTE %		Election Day	Early Voting	Ballot By Mail	Provisional Ballots	Limited Ballots
REP Jesse F. McClure, III	1,222	45.43%	<div><div></div></div>	506	698	18	0	0
DEM Robert Johnson	1,468	54.57%	<div><div></div></div>	576	863	29	0	0
Total Votes Cast	2,690	100.00%	<div><div></div></div>	1,082	1,561	47	0	0
Overvotes	0			0	0	0	0	0
Undervotes	109			48	60	1	0	0
Contest Totals	2,799			1,130	1,621	48	0	0

Member, State Board of Education, District 12 CCD

Vote For 1

	TOTAL	VOTE %		Election Day	Early Voting	Ballot By Mail	Provisional Ballots	Limited Ballots
REP Pam Little	1,224	45.13%	<div><div></div></div>	506	700	18	0	0
DEM Alex Cornwallis	1,427	52.62%	<div><div></div></div>	549	848	30	0	0
LIB Christy Mowrey	60	2.21%	<div><div></div></div>	34	26	0	0	0
Write-In Totals	1	0.04%	<div><div></div></div>	1	0	0	0	0
Total Votes Cast	2,712	100.00%	<div><div></div></div>	1,090	1,574	48	0	0
Overvotes	0			0	0	0	0	0
Undervotes	87			40	47	0	0	0
Contest Totals	2,799			1,130	1,621	48	0	0

State Representative, District 61

Vote For 1

	TOTAL	VOTE %		Election Day	Early Voting	Ballot By Mail	Provisional Ballots	Limited Ballots
REP Frederick Frazier	1,229	45.52%	<div><div></div></div>	516	695	18	0	0
DEM Sheena King	1,471	54.48%	<div><div></div></div>	570	871	30	0	0
Total Votes Cast	2,700	100.00%	<div><div></div></div>	1,086	1,566	48	0	0
Overvotes	0			0	0	0	0	0
Undervotes	99			44	55	0	0	0
Contest Totals	2,799			1,130	1,621	48	0	0

Justice, 5th Court of Appeals District, Place 4

Vote For 1

	TOTAL	VOTE %		Election Day	Early Voting	Ballot By Mail	Provisional Ballots	Limited Ballots
REP Emily A. Miskel	1,226	45.81%	<div><div></div></div>	517	689	20	0	0
DEM Maricela Moore	1,450	54.19%	<div><div></div></div>	557	866	27	0	0
Total Votes Cast	2,676	100.00%	<div><div></div></div>	1,074	1,555	47	0	0
Overvotes	0			0	0	0	0	0
Undervotes	123			56	66	1	0	0
Contest Totals	2,799			1,130	1,621	48	0	0

PCT 212

Justice, 5th Court of Appeals District, Place 7

Vote For 1

	TOTAL	VOTE %		Election Day	Early Voting	Ballot By Mail	Provisional Ballots	Limited Ballots
REP Kristina Williams	1,213	45.16%	<div><div></div></div>	505	690	18	0	0
DEM Nancy Kennedy	1,473	54.84%	<div><div></div></div>	572	871	30	0	0
Total Votes Cast	2,686	100.00%	<div><div></div></div>	1,077	1,561	48	0	0
Overvotes	0			0	0	0	0	0
Undervotes	113			53	60	0	0	0
Contest Totals	2,799			1,130	1,621	48	0	0

County Judge CCD

Vote For 1

	TOTAL	VOTE %		Election Day	Early Voting	Ballot By Mail	Provisional Ballots	Limited Ballots
REP Chris Hill	1,248	46.09%	<div><div></div></div>	515	713	20	0	0
DEM Joshua Murray	1,460	53.91%	<div><div></div></div>	574	858	28	0	0
Total Votes Cast	2,708	100.00%	<div><div></div></div>	1,089	1,571	48	0	0
Overvotes	0			0	0	0	0	0
Undervotes	91			41	50	0	0	0
Contest Totals	2,799			1,130	1,621	48	0	0

District Clerk CCD

Vote For 1

	TOTAL	VOTE %		Election Day	Early Voting	Ballot By Mail	Provisional Ballots	Limited Ballots
REP Mike Gould	1,262	47.04%	<div><div></div></div>	526	718	18	0	0
DEM David Brignac	1,421	52.96%	<div><div></div></div>	551	840	30	0	0
Total Votes Cast	2,683	100.00%	<div><div></div></div>	1,077	1,558	48	0	0
Overvotes	0			0	0	0	0	0
Undervotes	116			53	63	0	0	0
Contest Totals	2,799			1,130	1,621	48	0	0

Justice of the Peace, Precinct 4

Vote For 1

	TOTAL	VOTE %		Election Day	Early Voting	Ballot By Mail	Provisional Ballots	Limited Ballots
REP Vincent Venegoni	1,224	45.60%	<div><div></div></div>	512	694	18	0	0
DEM Adam Kern	1,460	54.40%	<div><div></div></div>	565	866	29	0	0
Total Votes Cast	2,684	100.00%	<div><div></div></div>	1,077	1,560	47	0	0
Overvotes	0			0	0	0	0	0
Undervotes	115			53	61	1	0	0
Contest Totals	2,799			1,130	1,621	48	0	0

PCT 213

U. S. Representative, District 4

Vote For 1

	TOTAL	VOTE %		Election Day	Early Voting	Ballot By Mail	Provisional Ballots	Limited Ballots
REP Pat Fallon	898	49.50%	<div><div></div></div>	295	590	13	0	0
DEM Iro Omere	863	47.57%	<div><div></div></div>	215	636	11	1	0
LIB John Simmons	53	2.92%	<div><div></div></div>	23	30	0	0	0
Total Votes Cast	1,814	100.00%	<div><div></div></div>	533	1,256	24	1	0
Overvotes	0			0	0	0	0	0
Undervotes	34			14	20	0	0	0
Contest Totals	1,848			547	1,276	24	1	0

Governor

Vote For 1

	TOTAL	VOTE %		Election Day	Early Voting	Ballot By Mail	Provisional Ballots	Limited Ballots
REP Greg Abbott	871	47.18%	<div><div></div></div>	283	575	13	0	0
DEM Beto O'Rourke	948	51.35%	<div><div></div></div>	256	680	11	1	0
LIB Mark Tippetts	22	1.19%	<div><div></div></div>	6	16	0	0	0
GRN Delilah Barrios	3	0.16%	<div><div></div></div>	1	2	0	0	0
Write-In Totals	2	0.11%	<div><div></div></div>	0	2	0	0	0
Total Votes Cast	1,846	100.00%	<div><div></div></div>	546	1,275	24	1	0
Overvotes	0			0	0	0	0	0
Undervotes	2			1	1	0	0	0
Contest Totals	1,848			547	1,276	24	1	0

Lieutenant Governor

Vote For 1

	TOTAL	VOTE %		Election Day	Early Voting	Ballot By Mail	Provisional Ballots	Limited Ballots
REP Dan Patrick	862	47.16%	<div><div></div></div>	279	569	13	1	0
DEM Mike Collier	914	50.00%	<div><div></div></div>	238	665	11	0	0
LIB Shanna Steele	52	2.84%	<div><div></div></div>	20	32	0	0	0
Total Votes Cast	1,828	100.00%	<div><div></div></div>	537	1,266	24	1	0
Overvotes	0			0	0	0	0	0
Undervotes	20			10	10	0	0	0
Contest Totals	1,848			547	1,276	24	1	0

Attorney General

Vote For 1

	TOTAL	VOTE %		Election Day	Early Voting	Ballot By Mail	Provisional Ballots	Limited Ballots
REP Ken Paxton	871	47.86%	<div><div></div></div>	290	568	13	0	0
DEM Rochelle Mercedes Garza	908	49.89%	<div><div></div></div>	235	661	11	1	0
LIB Mark Ash	41	2.25%	<div><div></div></div>	9	32	0	0	0
Total Votes Cast	1,820	100.00%	<div><div></div></div>	534	1,261	24	1	0
Overvotes	0			0	0	0	0	0
Undervotes	28			13	15	0	0	0
Contest Totals	1,848			547	1,276	24	1	0

PCT 213

Comptroller of Public Accounts

Vote For 1

	TOTAL	VOTE %		Election Day	Early Voting	Ballot By Mail	Provisional Ballots	Limited Ballots
REP Glenn Hegar	909	50.30%	<div><div></div></div>	296	599	14	0	0
DEM Janet T. Dudding	866	47.92%	<div><div></div></div>	225	630	10	1	0
LIB V. Alonzo Echevarria-Garza	32	1.77%	<div><div></div></div>	9	23	0	0	0
Total Votes Cast	1,807	100.00%	<div><div></div></div>	530	1,252	24	1	0
Overvotes	0			0	0	0	0	0
Undervotes	41			17	24	0	0	0
Contest Totals	1,848			547	1,276	24	1	0

Commissioner of the General Land Office

Vote For 1

	TOTAL	VOTE %		Election Day	Early Voting	Ballot By Mail	Provisional Ballots	Limited Ballots
REP Dawn Buckingham	918	50.72%	<div><div></div></div>	297	608	13	0	0
DEM Jay Kleberg	869	48.01%	<div><div></div></div>	225	632	11	1	0
GRN Alfred Molison, Jr	23	1.27%	<div><div></div></div>	10	13	0	0	0
Write-In Totals	0	0.00%	<div><div></div></div>	0	0	0	0	0
Total Votes Cast	1,810	100.00%	<div><div></div></div>	532	1,253	24	1	0
Overvotes	0			0	0	0	0	0
Undervotes	38			15	23	0	0	0
Contest Totals	1,848			547	1,276	24	1	0

Commissioner of Agriculture

Vote For 1

	TOTAL	VOTE %		Election Day	Early Voting	Ballot By Mail	Provisional Ballots	Limited Ballots
REP Sid Miller	914	50.78%	<div><div></div></div>	293	608	13	0	0
DEM Susan Hays	886	49.22%	<div><div></div></div>	235	639	11	1	0
Total Votes Cast	1,800	100.00%	<div><div></div></div>	528	1,247	24	1	0
Overvotes	0			0	0	0	0	0
Undervotes	48			19	29	0	0	0
Contest Totals	1,848			547	1,276	24	1	0

Railroad Commissioner

Vote For 1

	TOTAL	VOTE %		Election Day	Early Voting	Ballot By Mail	Provisional Ballots	Limited Ballots
REP Wayne Christian	903	50.17%	<div><div></div></div>	293	597	13	0	0
DEM Luke Warford	850	47.22%	<div><div></div></div>	217	621	11	1	0
LIB Jaime Andres Diez	35	1.94%	<div><div></div></div>	13	22	0	0	0
GRN Hunter Wayne Crow	12	0.67%	<div><div></div></div>	1	11	0	0	0
Total Votes Cast	1,800	100.00%	<div><div></div></div>	524	1,251	24	1	0
Overvotes	0			0	0	0	0	0
Undervotes	48			23	25	0	0	0
Contest Totals	1,848			547	1,276	24	1	0

PCT 213

Justice, Supreme Court, Place 3

Vote For 1

	TOTAL	VOTE %		Election Day	Early Voting	Ballot By Mail	Provisional Ballots	Limited Ballots
REP Debra Lehrmann	899	49.97%	<div><div></div></div>	290	597	12	0	0
DEM Erin A. Nowell	868	48.25%	<div><div></div></div>	230	626	11	1	0
LIB Thomas Edward Oxford	32	1.78%	<div><div></div></div>	9	22	1	0	0
Total Votes Cast	1,799	100.00%	<div><div></div></div>	529	1,245	24	1	0
Overvotes	0			0	0	0	0	0
Undervotes	49			18	31	0	0	0
Contest Totals	1,848			547	1,276	24	1	0

Justice, Supreme Court, Place 5

Vote For 1

	TOTAL	VOTE %		Election Day	Early Voting	Ballot By Mail	Provisional Ballots	Limited Ballots
REP Rebeca Huddle	907	50.64%	<div><div></div></div>	291	603	13	0	0
DEM Amanda Reichel	884	49.36%	<div><div></div></div>	236	636	11	1	0
Total Votes Cast	1,791	100.00%	<div><div></div></div>	527	1,239	24	1	0
Overvotes	0			0	0	0	0	0
Undervotes	57			20	37	0	0	0
Contest Totals	1,848			547	1,276	24	1	0

Justice, Supreme Court, Place 9

Vote For 1

	TOTAL	VOTE %		Election Day	Early Voting	Ballot By Mail	Provisional Ballots	Limited Ballots
REP Evan Young	889	49.66%	<div><div></div></div>	288	588	13	0	0
DEM Julia Maldonado	901	50.34%	<div><div></div></div>	237	652	11	1	0
Total Votes Cast	1,790	100.00%	<div><div></div></div>	525	1,240	24	1	0
Overvotes	0			0	0	0	0	0
Undervotes	58			22	36	0	0	0
Contest Totals	1,848			547	1,276	24	1	0

Judge, Court of Criminal Appeals, Place 5

Vote For 1

	TOTAL	VOTE %		Election Day	Early Voting	Ballot By Mail	Provisional Ballots	Limited Ballots
REP Scott Walker	902	50.33%	<div><div></div></div>	291	598	13	0	0
DEM Dana Huffman	890	49.67%	<div><div></div></div>	234	644	11	1	0
Total Votes Cast	1,792	100.00%	<div><div></div></div>	525	1,242	24	1	0
Overvotes	0			0	0	0	0	0
Undervotes	56			22	34	0	0	0
Contest Totals	1,848			547	1,276	24	1	0

PCT 213

Judge, Court of Criminal Appeals, Place 6

Vote For 1

	TOTAL	VOTE %		Election Day	Early Voting	Ballot By Mail	Provisional Ballots	Limited Ballots
REP Jesse F. McClure, III	904	50.70%	<div><div></div></div>	292	599	13	0	0
DEM Robert Johnson	879	49.30%	<div><div></div></div>	233	634	11	1	0
Total Votes Cast	1,783	100.00%	<div><div></div></div>	525	1,233	24	1	0
Overvotes	0			0	0	0	0	0
Undervotes	65			22	43	0	0	0
Contest Totals	1,848			547	1,276	24	1	0

Member, State Board of Education, District 12 CCD

Vote For 1

	TOTAL	VOTE %		Election Day	Early Voting	Ballot By Mail	Provisional Ballots	Limited Ballots
REP Pam Little	880	49.13%	<div><div></div></div>	280	588	12	0	0
DEM Alex Cornwallis	870	48.58%	<div><div></div></div>	235	623	11	1	0
LIB Christy Mowrey	40	2.23%	<div><div></div></div>	12	27	1	0	0
Write-In Totals	1	0.06%	<div><div></div></div>	1	0	0	0	0
Total Votes Cast	1,791	100.00%	<div><div></div></div>	528	1,238	24	1	0
Overvotes	0			0	0	0	0	0
Undervotes	57			19	38	0	0	0
Contest Totals	1,848			547	1,276	24	1	0

State Senator, District 8

Vote For 1

	TOTAL	VOTE %		Election Day	Early Voting	Ballot By Mail	Provisional Ballots	Limited Ballots
REP Angela Paxton	888	49.06%	<div><div></div></div>	292	584	12	0	0
DEM Jonathan Cocks	883	48.78%	<div><div></div></div>	231	640	11	1	0
LIB Edward Kless	39	2.15%	<div><div></div></div>	10	28	1	0	0
Total Votes Cast	1,810	100.00%	<div><div></div></div>	533	1,252	24	1	0
Overvotes	0			0	0	0	0	0
Undervotes	38			14	24	0	0	0
Contest Totals	1,848			547	1,276	24	1	0

State Representative, District 61

Vote For 1

	TOTAL	VOTE %		Election Day	Early Voting	Ballot By Mail	Provisional Ballots	Limited Ballots
REP Frederick Frazier	913	50.89%	<div><div></div></div>	298	601	14	0	0
DEM Sheena King	881	49.11%	<div><div></div></div>	230	640	10	1	0
Total Votes Cast	1,794	100.00%	<div><div></div></div>	528	1,241	24	1	0
Overvotes	0			0	0	0	0	0
Undervotes	54			19	35	0	0	0
Contest Totals	1,848			547	1,276	24	1	0

PCT 213

Justice, 5th Court of Appeals District, Place 4

Vote For 1

	TOTAL	VOTE %		Election Day	Early Voting	Ballot By Mail	Provisional Ballots	Limited Ballots
REP Emily A. Miskel	908	50.95%	<div><div></div></div>	297	598	13	0	0
DEM Maricela Moore	874	49.05%	<div><div></div></div>	227	635	11	1	0
Total Votes Cast	1,782	100.00%	<div><div></div></div>	524	1,233	24	1	0
Overvotes	0			0	0	0	0	0
Undervotes	66			23	43	0	0	0
Contest Totals	1,848			547	1,276	24	1	0

Justice, 5th Court of Appeals District, Place 7

Vote For 1

	TOTAL	VOTE %		Election Day	Early Voting	Ballot By Mail	Provisional Ballots	Limited Ballots
REP Kristina Williams	884	49.77%	<div><div></div></div>	285	586	13	0	0
DEM Nancy Kennedy	892	50.23%	<div><div></div></div>	233	647	11	1	0
Total Votes Cast	1,776	100.00%	<div><div></div></div>	518	1,233	24	1	0
Overvotes	0			0	0	0	0	0
Undervotes	72			29	43	0	0	0
Contest Totals	1,848			547	1,276	24	1	0

County Judge CCD

Vote For 1

	TOTAL	VOTE %		Election Day	Early Voting	Ballot By Mail	Provisional Ballots	Limited Ballots
REP Chris Hill	906	50.50%	<div><div></div></div>	290	603	13	0	0
DEM Joshua Murray	888	49.50%	<div><div></div></div>	237	639	11	1	0
Total Votes Cast	1,794	100.00%	<div><div></div></div>	527	1,242	24	1	0
Overvotes	0			0	0	0	0	0
Undervotes	54			20	34	0	0	0
Contest Totals	1,848			547	1,276	24	1	0

District Clerk CCD

Vote For 1

	TOTAL	VOTE %		Election Day	Early Voting	Ballot By Mail	Provisional Ballots	Limited Ballots
REP Mike Gould	910	51.21%	<div><div></div></div>	299	598	13	0	0
DEM David Brignac	867	48.79%	<div><div></div></div>	225	630	11	1	0
Total Votes Cast	1,777	100.00%	<div><div></div></div>	524	1,228	24	1	0
Overvotes	0			0	0	0	0	0
Undervotes	71			23	48	0	0	0
Contest Totals	1,848			547	1,276	24	1	0

PCT 213

Justice of the Peace, Precinct 4

Vote For 1

	TOTAL	VOTE %		Election Day	Early Voting	Ballot By Mail	Provision al Ballots	Limited Ballots
REP Vincent Venegoni	896	50.22%	<div><div></div></div>	292	591	13	0	0
DEM Adam Kern	888	49.78%	<div><div></div></div>	232	644	11	1	0
Total Votes Cast	1,784	100.00%	<div><div></div></div>	524	1,235	24	1	0
Overvotes	0			0	0	0	0	0
Undervotes	64			23	41	0	0	0
Contest Totals	1,848			547	1,276	24	1	0

PCT 214

U. S. Representative District 3

Vote For 1

	TOTAL	VOTE %		Election Day	Early Voting	Ballot By Mail	Provisional Ballots	Limited Ballots
REP Keith Self	2,052	76.62%	<div><div></div></div>	452	1,539	59	2	0
DEM Sandeep Srivastava	550	20.54%	<div><div></div></div>	131	404	15	0	0
LIB Christopher Claytor	76	2.84%	<div><div></div></div>	21	51	4	0	0
Total Votes Cast	2,678	100.00%	<div><div></div></div>	604	1,994	78	2	0
Overvotes	0			0	0	0	0	0
Undervotes	38			11	22	5	0	0
Contest Totals	2,716			615	2,016	83	2	0

Governor

Vote For 1

	TOTAL	VOTE %		Election Day	Early Voting	Ballot By Mail	Provisional Ballots	Limited Ballots
REP Greg Abbott	2,075	76.48%	<div><div></div></div>	453	1,557	63	2	0
DEM Beto O'Rourke	610	22.48%	<div><div></div></div>	155	439	16	0	0
LIB Mark Tippetts	22	0.81%	<div><div></div></div>	6	14	2	0	0
GRN Delilah Barrios	6	0.22%	<div><div></div></div>	1	4	1	0	0
Write-In Totals	0	0.00%	<div><div></div></div>	0	0	0	0	0
Total Votes Cast	2,713	100.00%	<div><div></div></div>	615	2,014	82	2	0
Overvotes	0			0	0	0	0	0
Undervotes	3			0	2	1	0	0
Contest Totals	2,716			615	2,016	83	2	0

Lieutenant Governor

Vote For 1

	TOTAL	VOTE %		Election Day	Early Voting	Ballot By Mail	Provisional Ballots	Limited Ballots
REP Dan Patrick	2,022	75.00%	<div><div></div></div>	441	1,517	62	2	0
DEM Mike Collier	624	23.15%	<div><div></div></div>	145	458	21	0	0
LIB Shanna Steele	50	1.85%	<div><div></div></div>	18	32	0	0	0
Total Votes Cast	2,696	100.00%	<div><div></div></div>	604	2,007	83	2	0
Overvotes	0			0	0	0	0	0
Undervotes	20			11	9	0	0	0
Contest Totals	2,716			615	2,016	83	2	0

Attorney General

Vote For 1

	TOTAL	VOTE %		Election Day	Early Voting	Ballot By Mail	Provisional Ballots	Limited Ballots
REP Ken Paxton	1,992	74.41%	<div><div></div></div>	450	1,481	59	2	0
DEM Rochelle Mercedes Garza	615	22.97%	<div><div></div></div>	135	458	22	0	0
LIB Mark Ash	70	2.61%	<div><div></div></div>	19	51	0	0	0
Total Votes Cast	2,677	100.00%	<div><div></div></div>	604	1,990	81	2	0
Overvotes	0			0	0	0	0	0
Undervotes	39			11	26	2	0	0
Contest Totals	2,716			615	2,016	83	2	0

PCT 214

Comptroller of Public Accounts

Vote For 1

	TOTAL	VOTE %		Election Day	Early Voting	Ballot By Mail	Provisional Ballots	Limited Ballots
REP Glenn Hegar	2,110	78.88%	<div><div></div></div>	468	1,574	66	2	0
DEM Janet T. Dudding	531	19.85%	<div><div></div></div>	117	399	15	0	0
LIB V. Alonzo Echevarria-Garza	34	1.27%	<div><div></div></div>	12	21	1	0	0
Total Votes Cast	2,675	100.00%	<div><div></div></div>	597	1,994	82	2	0
Overvotes	0			0	0	0	0	0
Undervotes	41			18	22	1	0	0
Contest Totals	2,716			615	2,016	83	2	0

Commissioner of the General Land Office

Vote For 1

	TOTAL	VOTE %		Election Day	Early Voting	Ballot By Mail	Provisional Ballots	Limited Ballots
REP Dawn Buckingham	2,115	79.36%	<div><div></div></div>	468	1,580	65	2	0
DEM Jay Kleberg	537	20.15%	<div><div></div></div>	120	400	17	0	0
GRN Alfred Molison, Jr	13	0.49%	<div><div></div></div>	5	8	0	0	0
Write-In Totals	0	0.00%	<div><div></div></div>	0	0	0	0	0
Total Votes Cast	2,665	100.00%	<div><div></div></div>	593	1,988	82	2	0
Overvotes	0			0	0	0	0	0
Undervotes	51			22	28	1	0	0
Contest Totals	2,716			615	2,016	83	2	0

Commissioner of Agriculture

Vote For 1

	TOTAL	VOTE %		Election Day	Early Voting	Ballot By Mail	Provisional Ballots	Limited Ballots
REP Sid Miller	2,077	78.38%	<div><div></div></div>	457	1,554	64	2	0
DEM Susan Hays	573	21.62%	<div><div></div></div>	131	424	18	0	0
Total Votes Cast	2,650	100.00%	<div><div></div></div>	588	1,978	82	2	0
Overvotes	0			0	0	0	0	0
Undervotes	66			27	38	1	0	0
Contest Totals	2,716			615	2,016	83	2	0

Railroad Commissioner

Vote For 1

	TOTAL	VOTE %		Election Day	Early Voting	Ballot By Mail	Provisional Ballots	Limited Ballots
REP Wayne Christian	2,070	77.85%	<div><div></div></div>	460	1,544	64	2	0
DEM Luke Warford	532	20.01%	<div><div></div></div>	117	397	18	0	0
LIB Jaime Andres Diez	45	1.69%	<div><div></div></div>	11	34	0	0	0
GRN Hunter Wayne Crow	12	0.45%	<div><div></div></div>	4	8	0	0	0
Total Votes Cast	2,659	100.00%	<div><div></div></div>	592	1,983	82	2	0
Overvotes	0			0	0	0	0	0
Undervotes	57			23	33	1	0	0
Contest Totals	2,716			615	2,016	83	2	0

PCT 214

Justice, Supreme Court, Place 3

Vote For 1

	TOTAL	VOTE %		Election Day	Early Voting	Ballot By Mail	Provisional Ballots	Limited Ballots
REP Debra Lehrmann	2,074	77.97%	<div><div></div></div>	457	1,547	68	2	0
DEM Erin A. Nowell	554	20.83%	<div><div></div></div>	130	411	13	0	0
LIB Thomas Edward Oxford	32	1.20%	<div><div></div></div>	9	22	1	0	0
Total Votes Cast	2,660	100.00%	<div><div></div></div>	596	1,980	82	2	0
Overvotes	0			0	0	0	0	0
Undervotes	56			19	36	1	0	0
Contest Totals	2,716			615	2,016	83	2	0

Justice, Supreme Court, Place 5

Vote For 1

	TOTAL	VOTE %		Election Day	Early Voting	Ballot By Mail	Provisional Ballots	Limited Ballots
REP Rebeca Huddle	2,093	78.77%	<div><div></div></div>	464	1,560	67	2	0
DEM Amanda Reichel	564	21.23%	<div><div></div></div>	132	417	15	0	0
Total Votes Cast	2,657	100.00%	<div><div></div></div>	596	1,977	82	2	0
Overvotes	0			0	0	0	0	0
Undervotes	59			19	39	1	0	0
Contest Totals	2,716			615	2,016	83	2	0

Justice, Supreme Court, Place 9

Vote For 1

	TOTAL	VOTE %		Election Day	Early Voting	Ballot By Mail	Provisional Ballots	Limited Ballots
REP Evan Young	2,080	78.28%	<div><div></div></div>	459	1,550	69	2	0
DEM Julia Maldonado	577	21.72%	<div><div></div></div>	136	428	13	0	0
Total Votes Cast	2,657	100.00%	<div><div></div></div>	595	1,978	82	2	0
Overvotes	0			0	0	0	0	0
Undervotes	59			20	38	1	0	0
Contest Totals	2,716			615	2,016	83	2	0

Judge, Court of Criminal Appeals, Place 5

Vote For 1

	TOTAL	VOTE %		Election Day	Early Voting	Ballot By Mail	Provisional Ballots	Limited Ballots
REP Scott Walker	2,080	78.64%	<div><div></div></div>	457	1,555	66	2	0
DEM Dana Huffman	565	21.36%	<div><div></div></div>	135	416	14	0	0
Total Votes Cast	2,645	100.00%	<div><div></div></div>	592	1,971	80	2	0
Overvotes	0			0	0	0	0	0
Undervotes	71			23	45	3	0	0
Contest Totals	2,716			615	2,016	83	2	0

PCT 214

Judge, Court of Criminal Appeals, Place 6

Vote For 1

	TOTAL	VOTE %		Election Day	Early Voting	Ballot By Mail	Provisional Ballots	Limited Ballots
REP Jesse F. McClure, III	2,098	79.26%	<div><div></div></div>	466	1,565	65	2	0
DEM Robert Johnson	549	20.74%	<div><div></div></div>	124	410	15	0	0
Total Votes Cast	2,647	100.00%	<div><div></div></div>	590	1,975	80	2	0
Overvotes	0			0	0	0	0	0
Undervotes	69			25	41	3	0	0
Contest Totals	2,716			615	2,016	83	2	0

Member, State Board of Education, District 12 CCD

Vote For 1

	TOTAL	VOTE %		Election Day	Early Voting	Ballot By Mail	Provisional Ballots	Limited Ballots
REP Pam Little	2,046	77.38%	<div><div></div></div>	451	1,526	67	2	0
DEM Alex Cornwallis	536	20.27%	<div><div></div></div>	119	404	13	0	0
LIB Christy Mowrey	62	2.34%	<div><div></div></div>	22	38	2	0	0
Write-In Totals	0	0.00%	<div><div></div></div>	0	0	0	0	0
Total Votes Cast	2,644	100.00%	<div><div></div></div>	592	1,968	82	2	0
Overvotes	0			0	0	0	0	0
Undervotes	72			23	48	1	0	0
Contest Totals	2,716			615	2,016	83	2	0

State Senator, District 8

Vote For 1

	TOTAL	VOTE %		Election Day	Early Voting	Ballot By Mail	Provisional Ballots	Limited Ballots
REP Angela Paxton	2,004	75.79%	<div><div></div></div>	454	1,486	62	2	0
DEM Jonathan Cocks	590	22.31%	<div><div></div></div>	129	442	19	0	0
LIB Edward Kless	50	1.89%	<div><div></div></div>	14	36	0	0	0
Total Votes Cast	2,644	100.00%	<div><div></div></div>	597	1,964	81	2	0
Overvotes	0			0	0	0	0	0
Undervotes	72			18	52	2	0	0
Contest Totals	2,716			615	2,016	83	2	0

State Representative, District 66

Vote For 1

	TOTAL	VOTE %		Election Day	Early Voting	Ballot By Mail	Provisional Ballots	Limited Ballots
REP Matt Shaheen	2,088	78.94%	<div><div></div></div>	463	1,555	68	2	0
DEM Jesse Ringness	557	21.06%	<div><div></div></div>	128	415	14	0	0
Total Votes Cast	2,645	100.00%	<div><div></div></div>	591	1,970	82	2	0
Overvotes	0			0	0	0	0	0
Undervotes	71			24	46	1	0	0
Contest Totals	2,716			615	2,016	83	2	0

PCT 214

Justice, 5th Court of Appeals District, Place 4

Vote For 1

	TOTAL	VOTE %		Election Day	Early Voting	Ballot By Mail	Provisional Ballots	Limited Ballots
REP Emily A. Miskel	2,079	78.87%	<div><div></div></div>	459	1,552	66	2	0
DEM Maricela Moore	557	21.13%	<div><div></div></div>	129	412	16	0	0
Total Votes Cast	2,636	100.00%	<div><div></div></div>	588	1,964	82	2	0
Overvotes	0			0	0	0	0	0
Undervotes	80			27	52	1	0	0
Contest Totals	2,716			615	2,016	83	2	0

Justice, 5th Court of Appeals District, Place 7

Vote For 1

	TOTAL	VOTE %		Election Day	Early Voting	Ballot By Mail	Provisional Ballots	Limited Ballots
REP Kristina Williams	2,075	78.66%	<div><div></div></div>	459	1,549	65	2	0
DEM Nancy Kennedy	563	21.34%	<div><div></div></div>	128	418	17	0	0
Total Votes Cast	2,638	100.00%	<div><div></div></div>	587	1,967	82	2	0
Overvotes	0			0	0	0	0	0
Undervotes	78			28	49	1	0	0
Contest Totals	2,716			615	2,016	83	2	0

County Judge CCD

Vote For 1

	TOTAL	VOTE %		Election Day	Early Voting	Ballot By Mail	Provisional Ballots	Limited Ballots
REP Chris Hill	2,083	78.66%	<div><div></div></div>	461	1,553	67	2	0
DEM Joshua Murray	565	21.34%	<div><div></div></div>	128	423	14	0	0
Total Votes Cast	2,648	100.00%	<div><div></div></div>	589	1,976	81	2	0
Overvotes	0			0	0	0	0	0
Undervotes	68			26	40	2	0	0
Contest Totals	2,716			615	2,016	83	2	0

District Clerk CCD

Vote For 1

	TOTAL	VOTE %		Election Day	Early Voting	Ballot By Mail	Provisional Ballots	Limited Ballots
REP Mike Gould	2,099	79.60%	<div><div></div></div>	466	1,561	70	2	0
DEM David Brignac	538	20.40%	<div><div></div></div>	125	401	12	0	0
Total Votes Cast	2,637	100.00%	<div><div></div></div>	591	1,962	82	2	0
Overvotes	0			0	0	0	0	0
Undervotes	79			24	54	1	0	0
Contest Totals	2,716			615	2,016	83	2	0

PCT 214

Justice of the Peace, Precinct 4

Vote For 1

	TOTAL	VOTE %		Election Day	Early Voting	Ballot By Mail	Provision al Ballots	Limited Ballots
REP Vincent Venegoni	2,067	78.86%	<div><div></div></div>	458	1,541	66	2	0
DEM Adam Kern	554	21.14%	<div><div></div></div>	128	413	13	0	0
Total Votes Cast	2,621	100.00%	<div><div></div></div>	586	1,954	79	2	0
Overvotes	0			0	0	0	0	0
Undervotes	95			29	62	4	0	0
Contest Totals	2,716			615	2,016	83	2	0

PCT 215

U. S. Representative District 3

Vote For 1

	TOTAL	VOTE %		Election Day	Early Voting	Ballot By Mail	Provisional Ballots	Limited Ballots
REP Keith Self	686	66.60%	<div><div></div></div>	221	448	14	3	0
DEM Sandeep Srivastava	311	30.19%	<div><div></div></div>	92	205	11	3	0
LIB Christopher Claytor	33	3.20%	<div><div></div></div>	8	24	0	1	0
Total Votes Cast	1,030	100.00%	<div><div></div></div>	321	677	25	7	0
Overvotes	0			0	0	0	0	0
Undervotes	26			5	21	0	0	0
Contest Totals	1,056			326	698	25	7	0

Governor

Vote For 1

	TOTAL	VOTE %		Election Day	Early Voting	Ballot By Mail	Provisional Ballots	Limited Ballots
REP Greg Abbott	702	66.67%	<div><div></div></div>	220	467	14	1	0
DEM Beto O'Rourke	332	31.53%	<div><div></div></div>	98	219	11	4	0
LIB Mark Tippetts	14	1.33%	<div><div></div></div>	4	9	0	1	0
GRN Delilah Barrios	5	0.47%	<div><div></div></div>	3	2	0	0	0
Write-In Totals	0	0.00%	<div><div></div></div>	0	0	0	0	0
Total Votes Cast	1,053	100.00%	<div><div></div></div>	325	697	25	6	0
Overvotes	0			0	0	0	0	0
Undervotes	3			1	1	0	1	0
Contest Totals	1,056			326	698	25	7	0

Lieutenant Governor

Vote For 1

	TOTAL	VOTE %		Election Day	Early Voting	Ballot By Mail	Provisional Ballots	Limited Ballots
REP Dan Patrick	683	65.61%	<div><div></div></div>	212	456	14	1	0
DEM Mike Collier	321	30.84%	<div><div></div></div>	95	212	11	3	0
LIB Shanna Steele	37	3.55%	<div><div></div></div>	15	20	0	2	0
Total Votes Cast	1,041	100.00%	<div><div></div></div>	322	688	25	6	0
Overvotes	0			0	0	0	0	0
Undervotes	15			4	10	0	1	0
Contest Totals	1,056			326	698	25	7	0

Attorney General

Vote For 1

	TOTAL	VOTE %		Election Day	Early Voting	Ballot By Mail	Provisional Ballots	Limited Ballots
REP Ken Paxton	669	64.70%	<div><div></div></div>	218	438	12	1	0
DEM Rochelle Mercedes Garza	322	31.14%	<div><div></div></div>	91	216	10	5	0
LIB Mark Ash	43	4.16%	<div><div></div></div>	14	27	2	0	0
Total Votes Cast	1,034	100.00%	<div><div></div></div>	323	681	24	6	0
Overvotes	0			0	0	0	0	0
Undervotes	22			3	17	1	1	0
Contest Totals	1,056			326	698	25	7	0

PCT 215

Comptroller of Public Accounts

Vote For 1

	TOTAL	VOTE %		Election Day	Early Voting	Ballot By Mail	Provisional Ballots	Limited Ballots
REP Glenn Hegar	693	67.68%	<div><div></div></div>	221	459	12	1	0
DEM Janet T. Dudding	305	29.79%	<div><div></div></div>	85	205	11	4	0
LIB V. Alonzo Echevarria-Garza	26	2.54%	<div><div></div></div>	11	14	0	1	0
Total Votes Cast	1,024	100.00%	<div><div></div></div>	317	678	23	6	0
Overvotes	0			0	0	0	0	0
Undervotes	32			9	20	2	1	0
Contest Totals	1,056			326	698	25	7	0

Commissioner of the General Land Office

Vote For 1

	TOTAL	VOTE %		Election Day	Early Voting	Ballot By Mail	Provisional Ballots	Limited Ballots
REP Dawn Buckingham	698	68.03%	<div><div></div></div>	225	460	12	1	0
DEM Jay Kleberg	317	30.90%	<div><div></div></div>	91	212	10	4	0
GRN Alfred Molison, Jr	10	0.97%	<div><div></div></div>	2	7	0	1	0
Write-In Totals	1	0.10%	<div><div></div></div>	0	1	0	0	0
Total Votes Cast	1,026	100.00%	<div><div></div></div>	318	680	22	6	0
Overvotes	0			0	0	0	0	0
Undervotes	30			8	18	3	1	0
Contest Totals	1,056			326	698	25	7	0

Commissioner of Agriculture

Vote For 1

	TOTAL	VOTE %		Election Day	Early Voting	Ballot By Mail	Provisional Ballots	Limited Ballots
REP Sid Miller	699	68.26%	<div><div></div></div>	229	458	10	2	0
DEM Susan Hays	325	31.74%	<div><div></div></div>	90	218	13	4	0
Total Votes Cast	1,024	100.00%	<div><div></div></div>	319	676	23	6	0
Overvotes	0			0	0	0	0	0
Undervotes	32			7	22	2	1	0
Contest Totals	1,056			326	698	25	7	0

Railroad Commissioner

Vote For 1

	TOTAL	VOTE %		Election Day	Early Voting	Ballot By Mail	Provisional Ballots	Limited Ballots
REP Wayne Christian	688	66.80%	<div><div></div></div>	220	455	12	1	0
DEM Luke Warford	298	28.93%	<div><div></div></div>	84	199	11	4	0
LIB Jaime Andres Diez	30	2.91%	<div><div></div></div>	11	18	0	1	0
GRN Hunter Wayne Crow	14	1.36%	<div><div></div></div>	5	9	0	0	0
Total Votes Cast	1,030	100.00%	<div><div></div></div>	320	681	23	6	0
Overvotes	0			0	0	0	0	0
Undervotes	26			6	17	2	1	0
Contest Totals	1,056			326	698	25	7	0

PCT 215

Justice, Supreme Court, Place 3

Vote For 1

	TOTAL	VOTE %		Election Day	Early Voting	Ballot By Mail	Provisional Ballots	Limited Ballots
REP Debra Lehrmann	687	67.16%	<div><div></div></div>	219	452	14	2	0
DEM Erin A. Nowell	310	30.30%	<div><div></div></div>	87	208	11	4	0
LIB Thomas Edward Oxford	26	2.54%	<div><div></div></div>	9	17	0	0	0
Total Votes Cast	1,023	100.00%	<div><div></div></div>	315	677	25	6	0
Overvotes	0			0	0	0	0	0
Undervotes	33			11	21	0	1	0
Contest Totals	1,056			326	698	25	7	0

Justice, Supreme Court, Place 5

Vote For 1

	TOTAL	VOTE %		Election Day	Early Voting	Ballot By Mail	Provisional Ballots	Limited Ballots
REP Rebeca Huddle	706	69.15%	<div><div></div></div>	223	468	14	1	0
DEM Amanda Reichel	315	30.85%	<div><div></div></div>	89	210	11	5	0
Total Votes Cast	1,021	100.00%	<div><div></div></div>	312	678	25	6	0
Overvotes	0			0	0	0	0	0
Undervotes	35			14	20	0	1	0
Contest Totals	1,056			326	698	25	7	0

Justice, Supreme Court, Place 9

Vote For 1

	TOTAL	VOTE %		Election Day	Early Voting	Ballot By Mail	Provisional Ballots	Limited Ballots
REP Evan Young	696	68.24%	<div><div></div></div>	219	461	14	2	0
DEM Julia Maldonado	324	31.76%	<div><div></div></div>	93	216	11	4	0
Total Votes Cast	1,020	100.00%	<div><div></div></div>	312	677	25	6	0
Overvotes	0			0	0	0	0	0
Undervotes	36			14	21	0	1	0
Contest Totals	1,056			326	698	25	7	0

Judge, Court of Criminal Appeals, Place 5

Vote For 1

	TOTAL	VOTE %		Election Day	Early Voting	Ballot By Mail	Provisional Ballots	Limited Ballots
REP Scott Walker	700	68.83%	<div><div></div></div>	220	464	14	2	0
DEM Dana Huffman	317	31.17%	<div><div></div></div>	91	211	11	4	0
Total Votes Cast	1,017	100.00%	<div><div></div></div>	311	675	25	6	0
Overvotes	0			0	0	0	0	0
Undervotes	39			15	23	0	1	0
Contest Totals	1,056			326	698	25	7	0

PCT 215

Judge, Court of Criminal Appeals, Place 6

Vote For 1

	TOTAL	VOTE %		Election Day	Early Voting	Ballot By Mail	Provisional Ballots	Limited Ballots
REP Jesse F. McClure, III	702	68.82%	<div><div></div></div>	221	465	14	2	0
DEM Robert Johnson	318	31.18%	<div><div></div></div>	91	212	11	4	0
Total Votes Cast	1,020	100.00%	<div><div></div></div>	312	677	25	6	0
Overvotes	0			0	0	0	0	0
Undervotes	36			14	21	0	1	0
Contest Totals	1,056			326	698	25	7	0

Member, State Board of Education, District 12 CCD

Vote For 1

	TOTAL	VOTE %		Election Day	Early Voting	Ballot By Mail	Provisional Ballots	Limited Ballots
REP Pam Little	686	67.65%	<div><div></div></div>	215	458	12	1	0
DEM Alex Cornwallis	296	29.19%	<div><div></div></div>	84	197	11	4	0
LIB Christy Mowrey	32	3.16%	<div><div></div></div>	13	18	0	1	0
Write-In Totals	0	0.00%	<div><div></div></div>	0	0	0	0	0
Total Votes Cast	1,014	100.00%	<div><div></div></div>	312	673	23	6	0
Overvotes	0			0	0	0	0	0
Undervotes	42			14	25	2	1	0
Contest Totals	1,056			326	698	25	7	0

State Senator, District 8

Vote For 1

	TOTAL	VOTE %		Election Day	Early Voting	Ballot By Mail	Provisional Ballots	Limited Ballots
REP Angela Paxton	668	65.55%	<div><div></div></div>	213	442	12	1	0
DEM Jonathan Cocks	315	30.91%	<div><div></div></div>	90	209	12	4	0
LIB Edward Kless	36	3.53%	<div><div></div></div>	10	24	1	1	0
Total Votes Cast	1,019	100.00%	<div><div></div></div>	313	675	25	6	0
Overvotes	0			0	0	0	0	0
Undervotes	37			13	23	0	1	0
Contest Totals	1,056			326	698	25	7	0

State Representative, District 67

Vote For 1

	TOTAL	VOTE %		Election Day	Early Voting	Ballot By Mail	Provisional Ballots	Limited Ballots
REP Jeff Leach	699	68.73%	<div><div></div></div>	219	465	13	2	0
DEM Kevin Morris	318	31.27%	<div><div></div></div>	93	210	11	4	0
Total Votes Cast	1,017	100.00%	<div><div></div></div>	312	675	24	6	0
Overvotes	0			0	0	0	0	0
Undervotes	39			14	23	1	1	0
Contest Totals	1,056			326	698	25	7	0

PCT 215

Justice, 5th Court of Appeals District, Place 4

Vote For 1

	TOTAL	VOTE %		Election Day	Early Voting	Ballot By Mail	Provisional Ballots	Limited Ballots
REP Emily A. Miskel	701	69.20%	<div><div></div></div>	220	465	14	2	0
DEM Maricela Moore	312	30.80%	<div><div></div></div>	91	206	11	4	0
Total Votes Cast	1,013	100.00%	<div><div></div></div>	311	671	25	6	0
Overvotes	0			0	0	0	0	0
Undervotes	43			15	27	0	1	0
Contest Totals	1,056			326	698	25	7	0

Justice, 5th Court of Appeals District, Place 7

Vote For 1

	TOTAL	VOTE %		Election Day	Early Voting	Ballot By Mail	Provisional Ballots	Limited Ballots
REP Kristina Williams	698	68.57%	<div><div></div></div>	217	465	14	2	0
DEM Nancy Kennedy	320	31.43%	<div><div></div></div>	93	212	11	4	0
Total Votes Cast	1,018	100.00%	<div><div></div></div>	310	677	25	6	0
Overvotes	0			0	0	0	0	0
Undervotes	38			16	21	0	1	0
Contest Totals	1,056			326	698	25	7	0

County Judge CCD

Vote For 1

	TOTAL	VOTE %		Election Day	Early Voting	Ballot By Mail	Provisional Ballots	Limited Ballots
REP Chris Hill	697	68.27%	<div><div></div></div>	222	461	13	1	0
DEM Joshua Murray	324	31.73%	<div><div></div></div>	90	217	12	5	0
Total Votes Cast	1,021	100.00%	<div><div></div></div>	312	678	25	6	0
Overvotes	0			0	0	0	0	0
Undervotes	35			14	20	0	1	0
Contest Totals	1,056			326	698	25	7	0

District Clerk CCD

Vote For 1

	TOTAL	VOTE %		Election Day	Early Voting	Ballot By Mail	Provisional Ballots	Limited Ballots
REP Mike Gould	703	69.54%	<div><div></div></div>	222	468	12	1	0
DEM David Brignac	308	30.46%	<div><div></div></div>	90	202	11	5	0
Total Votes Cast	1,011	100.00%	<div><div></div></div>	312	670	23	6	0
Overvotes	0			0	0	0	0	0
Undervotes	45			14	28	2	1	0
Contest Totals	1,056			326	698	25	7	0

PCT 215

Justice of the Peace, Precinct 2

Vote For 1

	TOTAL	VOTE %		Election Day	Early Voting	Ballot By Mail	Provision al Ballots	Limited Ballots
REP Ellen Skinner	703	69.54%	<div><div></div></div>	224	465	13	1	0
DEM Jennifer McKenzie	308	30.46%	<div><div></div></div>	88	204	11	5	0
Total Votes Cast	1,011	100.00%	<div><div></div></div>	312	669	24	6	0
Overvotes	0			0	0	0	0	0
Undervotes	45			14	29	1	1	0
Contest Totals	1,056			326	698	25	7	0

PCT 216

U. S. Representative District 3

Vote For 1

	TOTAL	VOTE %		Election Day	Early Voting	Ballot By Mail	Provisional Ballots	Limited Ballots
REP Keith Self	2,226	67.70%	<div><div></div></div>	748	1,449	29	0	0
DEM Sandeep Srivastava	986	29.99%	<div><div></div></div>	259	699	27	1	0
LIB Christopher Claytor	76	2.31%	<div><div></div></div>	31	41	4	0	0
Total Votes Cast	3,288	100.00%	<div><div></div></div>	1,038	2,189	60	1	0
Overvotes	0			0	0	0	0	0
Undervotes	44			17	26	1	0	0
Contest Totals	3,332			1,055	2,215	61	1	0

Governor

Vote For 1

	TOTAL	VOTE %		Election Day	Early Voting	Ballot By Mail	Provisional Ballots	Limited Ballots
REP Greg Abbott	2,196	66.05%	<div><div></div></div>	737	1,427	32	0	0
DEM Beto O'Rourke	1,080	32.48%	<div><div></div></div>	289	763	27	1	0
LIB Mark Tippetts	41	1.23%	<div><div></div></div>	20	20	1	0	0
GRN Delilah Barrios	8	0.24%	<div><div></div></div>	6	2	0	0	0
Write-In Totals	0	0.00%	<div><div></div></div>	0	0	0	0	0
Total Votes Cast	3,325	100.00%	<div><div></div></div>	1,052	2,212	60	1	0
Overvotes	0			0	0	0	0	0
Undervotes	7			3	3	1	0	0
Contest Totals	3,332			1,055	2,215	61	1	0

Lieutenant Governor

Vote For 1

	TOTAL	VOTE %		Election Day	Early Voting	Ballot By Mail	Provisional Ballots	Limited Ballots
REP Dan Patrick	2,134	64.92%	<div><div></div></div>	702	1,400	32	0	0
DEM Mike Collier	1,078	32.80%	<div><div></div></div>	299	751	27	1	0
LIB Shanna Steele	75	2.28%	<div><div></div></div>	38	37	0	0	0
Total Votes Cast	3,287	100.00%	<div><div></div></div>	1,039	2,188	59	1	0
Overvotes	0			0	0	0	0	0
Undervotes	45			16	27	2	0	0
Contest Totals	3,332			1,055	2,215	61	1	0

Attorney General

Vote For 1

	TOTAL	VOTE %		Election Day	Early Voting	Ballot By Mail	Provisional Ballots	Limited Ballots
REP Ken Paxton	2,111	64.42%	<div><div></div></div>	701	1,379	31	0	0
DEM Rochelle Mercedes Garza	1,048	31.98%	<div><div></div></div>	290	729	28	1	0
LIB Mark Ash	118	3.60%	<div><div></div></div>	47	71	0	0	0
Total Votes Cast	3,277	100.00%	<div><div></div></div>	1,038	2,179	59	1	0
Overvotes	0			0	0	0	0	0
Undervotes	55			17	36	2	0	0
Contest Totals	3,332			1,055	2,215	61	1	0

PCT 216

Comptroller of Public Accounts

Vote For 1

	TOTAL	VOTE %		Election Day	Early Voting	Ballot By Mail	Provisional Ballots	Limited Ballots
REP Glenn Hegar	2,236	68.61%	<div><div></div></div>	747	1,455	34	0	0
DEM Janet T. Dudding	951	29.18%	<div><div></div></div>	247	677	26	1	0
LIB V. Alonzo Echevarria-Garza	72	2.21%	<div><div></div></div>	32	40	0	0	0
Total Votes Cast	3,259	100.00%	<div><div></div></div>	1,026	2,172	60	1	0
Overvotes	0			0	0	0	0	0
Undervotes	73			29	43	1	0	0
Contest Totals	3,332			1,055	2,215	61	1	0

Commissioner of the General Land Office

Vote For 1

	TOTAL	VOTE %		Election Day	Early Voting	Ballot By Mail	Provisional Ballots	Limited Ballots
REP Dawn Buckingham	2,258	69.29%	<div><div></div></div>	753	1,472	33	0	0
DEM Jay Kleberg	974	29.89%	<div><div></div></div>	266	682	25	1	0
GRN Alfred Molison, Jr	26	0.80%	<div><div></div></div>	8	18	0	0	0
Write-In Totals	1	0.03%	<div><div></div></div>	0	1	0	0	0
Total Votes Cast	3,259	100.00%	<div><div></div></div>	1,027	2,173	58	1	0
Overvotes	0			0	0	0	0	0
Undervotes	73			28	42	3	0	0
Contest Totals	3,332			1,055	2,215	61	1	0

Commissioner of Agriculture

Vote For 1

	TOTAL	VOTE %		Election Day	Early Voting	Ballot By Mail	Provisional Ballots	Limited Ballots
REP Sid Miller	2,238	68.86%	<div><div></div></div>	748	1,458	32	0	0
DEM Susan Hays	1,012	31.14%	<div><div></div></div>	276	711	24	1	0
Total Votes Cast	3,250	100.00%	<div><div></div></div>	1,024	2,169	56	1	0
Overvotes	0			0	0	0	0	0
Undervotes	82			31	46	5	0	0
Contest Totals	3,332			1,055	2,215	61	1	0

Railroad Commissioner

Vote For 1

	TOTAL	VOTE %		Election Day	Early Voting	Ballot By Mail	Provisional Ballots	Limited Ballots
REP Wayne Christian	2,199	67.60%	<div><div></div></div>	733	1,432	34	0	0
DEM Luke Warford	945	29.05%	<div><div></div></div>	250	670	24	1	0
LIB Jaime Andres Diez	79	2.43%	<div><div></div></div>	33	46	0	0	0
GRN Hunter Wayne Crow	30	0.92%	<div><div></div></div>	11	19	0	0	0
Total Votes Cast	3,253	100.00%	<div><div></div></div>	1,027	2,167	58	1	0
Overvotes	0			0	0	0	0	0
Undervotes	79			28	48	3	0	0
Contest Totals	3,332			1,055	2,215	61	1	0

PCT 216

Justice, Supreme Court, Place 3

Vote For 1

	TOTAL	VOTE %		Election Day	Early Voting	Ballot By Mail	Provisional Ballots	Limited Ballots
REP Debra Lehrmann	2,208	67.83%	<div><div></div></div>	726	1,449	33	0	0
DEM Erin A. Nowell	979	30.08%	<div><div></div></div>	270	684	24	1	0
LIB Thomas Edward Oxford	68	2.09%	<div><div></div></div>	31	37	0	0	0
Total Votes Cast	3,255	100.00%	<div><div></div></div>	1,027	2,170	57	1	0
Overvotes	0			0	0	0	0	0
Undervotes	77			28	45	4	0	0
Contest Totals	3,332			1,055	2,215	61	1	0

Justice, Supreme Court, Place 5

Vote For 1

	TOTAL	VOTE %		Election Day	Early Voting	Ballot By Mail	Provisional Ballots	Limited Ballots
REP Rebeca Huddle	2,237	68.98%	<div><div></div></div>	738	1,468	31	0	0
DEM Amanda Reichel	1,006	31.02%	<div><div></div></div>	280	699	26	1	0
Total Votes Cast	3,243	100.00%	<div><div></div></div>	1,018	2,167	57	1	0
Overvotes	0			0	0	0	0	0
Undervotes	89			37	48	4	0	0
Contest Totals	3,332			1,055	2,215	61	1	0

Justice, Supreme Court, Place 9

Vote For 1

	TOTAL	VOTE %		Election Day	Early Voting	Ballot By Mail	Provisional Ballots	Limited Ballots
REP Evan Young	2,243	69.08%	<div><div></div></div>	743	1,467	33	0	0
DEM Julia Maldonado	1,004	30.92%	<div><div></div></div>	280	699	24	1	0
Total Votes Cast	3,247	100.00%	<div><div></div></div>	1,023	2,166	57	1	0
Overvotes	0			0	0	0	0	0
Undervotes	85			32	49	4	0	0
Contest Totals	3,332			1,055	2,215	61	1	0

Judge, Court of Criminal Appeals, Place 5

Vote For 1

	TOTAL	VOTE %		Election Day	Early Voting	Ballot By Mail	Provisional Ballots	Limited Ballots
REP Scott Walker	2,225	68.67%	<div><div></div></div>	737	1,455	33	0	0
DEM Dana Huffman	1,015	31.33%	<div><div></div></div>	284	706	24	1	0
Total Votes Cast	3,240	100.00%	<div><div></div></div>	1,021	2,161	57	1	0
Overvotes	0			0	0	0	0	0
Undervotes	92			34	54	4	0	0
Contest Totals	3,332			1,055	2,215	61	1	0

PCT 216

Judge, Court of Criminal Appeals, Place 6

Vote For 1

	TOTAL	VOTE %		Election Day	Early Voting	Ballot By Mail	Provisional Ballots	Limited Ballots
REP Jesse F. McClure, III	2,239	69.21%	<div><div></div></div>	746	1,461	32	0	0
DEM Robert Johnson	996	30.79%	<div><div></div></div>	272	699	24	1	0
Total Votes Cast	3,235	100.00%	<div><div></div></div>	1,018	2,160	56	1	0
Overvotes	0			0	0	0	0	0
Undervotes	97			37	55	5	0	0
Contest Totals	3,332			1,055	2,215	61	1	0

Member, State Board of Education, District 12 CCD

Vote For 1

	TOTAL	VOTE %		Election Day	Early Voting	Ballot By Mail	Provisional Ballots	Limited Ballots
REP Pam Little	2,172	66.87%	<div><div></div></div>	708	1,432	32	0	0
DEM Alex Cornwallis	974	29.99%	<div><div></div></div>	264	684	25	1	0
LIB Christy Mowrey	100	3.08%	<div><div></div></div>	49	49	2	0	0
Write-In Totals	2	0.06%	<div><div></div></div>	1	1	0	0	0
Total Votes Cast	3,248	100.00%	<div><div></div></div>	1,022	2,166	59	1	0
Overvotes	0			0	0	0	0	0
Undervotes	84			33	49	2	0	0
Contest Totals	3,332			1,055	2,215	61	1	0

State Senator, District 8

Vote For 1

	TOTAL	VOTE %		Election Day	Early Voting	Ballot By Mail	Provisional Ballots	Limited Ballots
REP Angela Paxton	2,151	66.20%	<div><div></div></div>	718	1,401	32	0	0
DEM Jonathan Cocks	1,009	31.06%	<div><div></div></div>	272	711	25	1	0
LIB Edward Kless	89	2.74%	<div><div></div></div>	39	50	0	0	0
Total Votes Cast	3,249	100.00%	<div><div></div></div>	1,029	2,162	57	1	0
Overvotes	0			0	0	0	0	0
Undervotes	83			26	53	4	0	0
Contest Totals	3,332			1,055	2,215	61	1	0

State Representative, District 67

Vote For 1

	TOTAL	VOTE %		Election Day	Early Voting	Ballot By Mail	Provisional Ballots	Limited Ballots
REP Jeff Leach	2,239	68.85%	<div><div></div></div>	743	1,463	33	0	0
DEM Kevin Morris	1,013	31.15%	<div><div></div></div>	278	709	25	1	0
Total Votes Cast	3,252	100.00%	<div><div></div></div>	1,021	2,172	58	1	0
Overvotes	0			0	0	0	0	0
Undervotes	80			34	43	3	0	0
Contest Totals	3,332			1,055	2,215	61	1	0

PCT 216

Justice, 5th Court of Appeals District, Place 4

Vote For 1

	TOTAL	VOTE %		Election Day	Early Voting	Ballot By Mail	Provisional Ballots	Limited Ballots
REP Emily A. Miskel	2,237	69.21%	<div><div></div></div>	743	1,461	33	0	0
DEM Maricela Moore	995	30.79%	<div><div></div></div>	272	697	25	1	0
Total Votes Cast	3,232	100.00%	<div><div></div></div>	1,015	2,158	58	1	0
Overvotes	0			0	0	0	0	0
Undervotes	100			40	57	3	0	0
Contest Totals	3,332			1,055	2,215	61	1	0

Justice, 5th Court of Appeals District, Place 7

Vote For 1

	TOTAL	VOTE %		Election Day	Early Voting	Ballot By Mail	Provisional Ballots	Limited Ballots
REP Kristina Williams	2,221	68.72%	<div><div></div></div>	739	1,450	32	0	0
DEM Nancy Kennedy	1,011	31.28%	<div><div></div></div>	279	705	26	1	0
Total Votes Cast	3,232	100.00%	<div><div></div></div>	1,018	2,155	58	1	0
Overvotes	0			0	0	0	0	0
Undervotes	100			37	60	3	0	0
Contest Totals	3,332			1,055	2,215	61	1	0

County Judge CCD

Vote For 1

	TOTAL	VOTE %		Election Day	Early Voting	Ballot By Mail	Provisional Ballots	Limited Ballots
REP Chris Hill	2,231	68.75%	<div><div></div></div>	747	1,456	28	0	0
DEM Joshua Murray	1,014	31.25%	<div><div></div></div>	275	710	28	1	0
Total Votes Cast	3,245	100.00%	<div><div></div></div>	1,022	2,166	56	1	0
Overvotes	0			0	0	0	0	0
Undervotes	87			33	49	5	0	0
Contest Totals	3,332			1,055	2,215	61	1	0

District Clerk CCD

Vote For 1

	TOTAL	VOTE %		Election Day	Early Voting	Ballot By Mail	Provisional Ballots	Limited Ballots
REP Mike Gould	2,252	69.55%	<div><div></div></div>	752	1,468	32	0	0
DEM David Brignac	986	30.45%	<div><div></div></div>	267	694	24	1	0
Total Votes Cast	3,238	100.00%	<div><div></div></div>	1,019	2,162	56	1	0
Overvotes	0			0	0	0	0	0
Undervotes	94			36	53	5	0	0
Contest Totals	3,332			1,055	2,215	61	1	0

PCT 217

U. S. Representative District 3

Vote For 1

	TOTAL	VOTE %		Election Day	Early Voting	Ballot By Mail	Provisional Ballots	Limited Ballots
REP Keith Self	931	60.97%	<div><div></div></div>	256	655	20	0	0
DEM Sandeep Srivastava	561	36.74%	<div><div></div></div>	155	399	7	0	0
LIB Christopher Claytor	35	2.29%	<div><div></div></div>	16	18	1	0	0
Total Votes Cast	1,527	100.00%	<div><div></div></div>	427	1,072	28	0	0
Overvotes	0			0	0	0	0	0
Undervotes	23			9	12	2	0	0
Contest Totals	1,550			436	1,084	30	0	0

Governor

Vote For 1

	TOTAL	VOTE %		Election Day	Early Voting	Ballot By Mail	Provisional Ballots	Limited Ballots
REP Greg Abbott	899	58.23%	<div><div></div></div>	247	632	20	0	0
DEM Beto O'Rourke	610	39.51%	<div><div></div></div>	173	429	8	0	0
LIB Mark Tippetts	28	1.81%	<div><div></div></div>	13	15	0	0	0
GRN Delilah Barrios	4	0.26%	<div><div></div></div>	1	2	1	0	0
Write-In Totals	3	0.19%	<div><div></div></div>	0	3	0	0	0
Total Votes Cast	1,544	100.00%	<div><div></div></div>	434	1,081	29	0	0
Overvotes	0			0	0	0	0	0
Undervotes	6			2	3	1	0	0
Contest Totals	1,550			436	1,084	30	0	0

Lieutenant Governor

Vote For 1

	TOTAL	VOTE %		Election Day	Early Voting	Ballot By Mail	Provisional Ballots	Limited Ballots
REP Dan Patrick	889	58.07%	<div><div></div></div>	243	627	19	0	0
DEM Mike Collier	593	38.73%	<div><div></div></div>	163	422	8	0	0
LIB Shanna Steele	49	3.20%	<div><div></div></div>	19	28	2	0	0
Total Votes Cast	1,531	100.00%	<div><div></div></div>	425	1,077	29	0	0
Overvotes	0			0	0	0	0	0
Undervotes	19			11	7	1	0	0
Contest Totals	1,550			436	1,084	30	0	0

Attorney General

Vote For 1

	TOTAL	VOTE %		Election Day	Early Voting	Ballot By Mail	Provisional Ballots	Limited Ballots
REP Ken Paxton	881	57.62%	<div><div></div></div>	244	618	19	0	0
DEM Rochelle Mercedes Garza	592	38.72%	<div><div></div></div>	159	424	9	0	0
LIB Mark Ash	56	3.66%	<div><div></div></div>	22	33	1	0	0
Total Votes Cast	1,529	100.00%	<div><div></div></div>	425	1,075	29	0	0
Overvotes	0			0	0	0	0	0
Undervotes	21			11	9	1	0	0
Contest Totals	1,550			436	1,084	30	0	0

PCT 217

Comptroller of Public Accounts

Vote For 1

	TOTAL	VOTE %		Election Day	Early Voting	Ballot By Mail	Provisional Ballots	Limited Ballots
REP Glenn Hegar	931	61.37%	<div><div></div></div>	250	664	17	0	0
DEM Janet T. Dudding	543	35.79%	<div><div></div></div>	152	382	9	0	0
LIB V. Alonzo Echevarria-Garza	43	2.83%	<div><div></div></div>	18	24	1	0	0
Total Votes Cast	1,517	100.00%	<div><div></div></div>	420	1,070	27	0	0
Overvotes	0			0	0	0	0	0
Undervotes	33			16	14	3	0	0
Contest Totals	1,550			436	1,084	30	0	0

Commissioner of the General Land Office

Vote For 1

	TOTAL	VOTE %		Election Day	Early Voting	Ballot By Mail	Provisional Ballots	Limited Ballots
REP Dawn Buckingham	939	62.27%	<div><div></div></div>	260	660	19	0	0
DEM Jay Kleberg	549	36.41%	<div><div></div></div>	154	388	7	0	0
GRN Alfred Molison, Jr	20	1.33%	<div><div></div></div>	6	13	1	0	0
Write-In Totals	0	0.00%	<div><div></div></div>	0	0	0	0	0
Total Votes Cast	1,508	100.00%	<div><div></div></div>	420	1,061	27	0	0
Overvotes	0			0	0	0	0	0
Undervotes	42			16	23	3	0	0
Contest Totals	1,550			436	1,084	30	0	0

Commissioner of Agriculture

Vote For 1

	TOTAL	VOTE %		Election Day	Early Voting	Ballot By Mail	Provisional Ballots	Limited Ballots
REP Sid Miller	939	62.19%	<div><div></div></div>	259	661	19	0	0
DEM Susan Hays	571	37.81%	<div><div></div></div>	160	402	9	0	0
Total Votes Cast	1,510	100.00%	<div><div></div></div>	419	1,063	28	0	0
Overvotes	0			0	0	0	0	0
Undervotes	40			17	21	2	0	0
Contest Totals	1,550			436	1,084	30	0	0

Railroad Commissioner

Vote For 1

	TOTAL	VOTE %		Election Day	Early Voting	Ballot By Mail	Provisional Ballots	Limited Ballots
REP Wayne Christian	914	60.45%	<div><div></div></div>	247	649	18	0	0
DEM Luke Warford	532	35.19%	<div><div></div></div>	148	378	6	0	0
LIB Jaime Andres Diez	56	3.70%	<div><div></div></div>	22	33	1	0	0
GRN Hunter Wayne Crow	10	0.66%	<div><div></div></div>	3	5	2	0	0
Total Votes Cast	1,512	100.00%	<div><div></div></div>	420	1,065	27	0	0
Overvotes	0			0	0	0	0	0
Undervotes	38			16	19	3	0	0
Contest Totals	1,550			436	1,084	30	0	0

PCT 217

Justice, Supreme Court, Place 3

Vote For 1

	TOTAL	VOTE %		Election Day	Early Voting	Ballot By Mail	Provisional Ballots	Limited Ballots
REP Debra Lehrmann	920	61.05%	<div><div></div></div>	253	649	18	0	0
DEM Erin A. Nowell	549	36.43%	<div><div></div></div>	152	389	8	0	0
LIB Thomas Edward Oxford	38	2.52%	<div><div></div></div>	18	19	1	0	0
Total Votes Cast	1,507	100.00%	<div><div></div></div>	423	1,057	27	0	0
Overvotes	0			0	0	0	0	0
Undervotes	43			13	27	3	0	0
Contest Totals	1,550			436	1,084	30	0	0

Justice, Supreme Court, Place 5

Vote For 1

	TOTAL	VOTE %		Election Day	Early Voting	Ballot By Mail	Provisional Ballots	Limited Ballots
REP Rebeca Huddle	932	62.05%	<div><div></div></div>	261	653	18	0	0
DEM Amanda Reichel	570	37.95%	<div><div></div></div>	160	401	9	0	0
Total Votes Cast	1,502	100.00%	<div><div></div></div>	421	1,054	27	0	0
Overvotes	0			0	0	0	0	0
Undervotes	48			15	30	3	0	0
Contest Totals	1,550			436	1,084	30	0	0

Justice, Supreme Court, Place 9

Vote For 1

	TOTAL	VOTE %		Election Day	Early Voting	Ballot By Mail	Provisional Ballots	Limited Ballots
REP Evan Young	930	61.84%	<div><div></div></div>	259	652	19	0	0
DEM Julia Maldonado	574	38.16%	<div><div></div></div>	161	405	8	0	0
Total Votes Cast	1,504	100.00%	<div><div></div></div>	420	1,057	27	0	0
Overvotes	0			0	0	0	0	0
Undervotes	46			16	27	3	0	0
Contest Totals	1,550			436	1,084	30	0	0

Judge, Court of Criminal Appeals, Place 5

Vote For 1

	TOTAL	VOTE %		Election Day	Early Voting	Ballot By Mail	Provisional Ballots	Limited Ballots
REP Scott Walker	930	62.04%	<div><div></div></div>	259	652	19	0	0
DEM Dana Huffman	569	37.96%	<div><div></div></div>	161	400	8	0	0
Total Votes Cast	1,499	100.00%	<div><div></div></div>	420	1,052	27	0	0
Overvotes	0			0	0	0	0	0
Undervotes	51			16	32	3	0	0
Contest Totals	1,550			436	1,084	30	0	0

PCT 217

Judge, Court of Criminal Appeals, Place 6

Vote For 1

	TOTAL	VOTE %		Election Day	Early Voting	Ballot By Mail	Provisional Ballots	Limited Ballots
REP Jesse F. McClure, III	933	62.03%	<div><div></div></div>	258	656	19	0	0
DEM Robert Johnson	571	37.97%	<div><div></div></div>	160	403	8	0	0
Total Votes Cast	1,504	100.00%	<div><div></div></div>	418	1,059	27	0	0
Overvotes	0			0	0	0	0	0
Undervotes	46			18	25	3	0	0
Contest Totals	1,550			436	1,084	30	0	0

Member, State Board of Education, District 12 CCD

Vote For 1

	TOTAL	VOTE %		Election Day	Early Voting	Ballot By Mail	Provisional Ballots	Limited Ballots
REP Pam Little	900	59.68%	<div><div></div></div>	249	632	19	0	0
DEM Alex Cornwallis	546	36.21%	<div><div></div></div>	153	386	7	0	0
LIB Christy Mowrey	60	3.98%	<div><div></div></div>	19	40	1	0	0
Write-In Totals	2	0.13%	<div><div></div></div>	1	1	0	0	0
Total Votes Cast	1,508	100.00%	<div><div></div></div>	422	1,059	27	0	0
Overvotes	0			0	0	0	0	0
Undervotes	42			14	25	3	0	0
Contest Totals	1,550			436	1,084	30	0	0

State Senator, District 8

Vote For 1

	TOTAL	VOTE %		Election Day	Early Voting	Ballot By Mail	Provisional Ballots	Limited Ballots
REP Angela Paxton	885	58.65%	<div><div></div></div>	245	621	19	0	0
DEM Jonathan Cocks	568	37.64%	<div><div></div></div>	155	406	7	0	0
LIB Edward Kless	56	3.71%	<div><div></div></div>	21	34	1	0	0
Total Votes Cast	1,509	100.00%	<div><div></div></div>	421	1,061	27	0	0
Overvotes	0			0	0	0	0	0
Undervotes	41			15	23	3	0	0
Contest Totals	1,550			436	1,084	30	0	0

State Representative, District 33

Vote For 1

	TOTAL	VOTE %		Election Day	Early Voting	Ballot By Mail	Provisional Ballots	Limited Ballots
REP Justin Holland	928	61.99%	<div><div></div></div>	258	651	19	0	0
DEM Graeson Lynskey	569	38.01%	<div><div></div></div>	158	403	8	0	0
Total Votes Cast	1,497	100.00%	<div><div></div></div>	416	1,054	27	0	0
Overvotes	0			0	0	0	0	0
Undervotes	53			20	30	3	0	0
Contest Totals	1,550			436	1,084	30	0	0

PCT 217

Justice, 5th Court of Appeals District, Place 4

Vote For 1

	TOTAL	VOTE %		Election Day	Early Voting	Ballot By Mail	Provisional Ballots	Limited Ballots
REP Emily A. Miskel	929	62.18%	<div><div></div></div>	254	657	18	0	0
DEM Maricela Moore	565	37.82%	<div><div></div></div>	161	394	10	0	0
Total Votes Cast	1,494	100.00%	<div><div></div></div>	415	1,051	28	0	0
Overvotes	0			0	0	0	0	0
Undervotes	56			21	33	2	0	0
Contest Totals	1,550			436	1,084	30	0	0

Justice, 5th Court of Appeals District, Place 7

Vote For 1

	TOTAL	VOTE %		Election Day	Early Voting	Ballot By Mail	Provisional Ballots	Limited Ballots
REP Kristina Williams	931	62.11%	<div><div></div></div>	256	656	19	0	0
DEM Nancy Kennedy	568	37.89%	<div><div></div></div>	160	399	9	0	0
Total Votes Cast	1,499	100.00%	<div><div></div></div>	416	1,055	28	0	0
Overvotes	0			0	0	0	0	0
Undervotes	51			20	29	2	0	0
Contest Totals	1,550			436	1,084	30	0	0

County Judge CCD

Vote For 1

	TOTAL	VOTE %		Election Day	Early Voting	Ballot By Mail	Provisional Ballots	Limited Ballots
REP Chris Hill	930	61.59%	<div><div></div></div>	253	659	18	0	0
DEM Joshua Murray	580	38.41%	<div><div></div></div>	167	403	10	0	0
Total Votes Cast	1,510	100.00%	<div><div></div></div>	420	1,062	28	0	0
Overvotes	0			0	0	0	0	0
Undervotes	40			16	22	2	0	0
Contest Totals	1,550			436	1,084	30	0	0

District Clerk CCD

Vote For 1

	TOTAL	VOTE %		Election Day	Early Voting	Ballot By Mail	Provisional Ballots	Limited Ballots
REP Mike Gould	940	62.54%	<div><div></div></div>	263	658	19	0	0
DEM David Brignac	563	37.46%	<div><div></div></div>	154	400	9	0	0
Total Votes Cast	1,503	100.00%	<div><div></div></div>	417	1,058	28	0	0
Overvotes	0			0	0	0	0	0
Undervotes	47			19	26	2	0	0
Contest Totals	1,550			436	1,084	30	0	0

PCT 217

Justice of the Peace, Precinct 2

Vote For 1

	TOTAL	VOTE %		Election Day	Early Voting	Ballot By Mail	Provision al Ballots	Limited Ballots
REP Ellen Skinner	927	62.34%	<div><div></div></div>	259	650	18	0	0
DEM Jennifer McKenzie	560	37.66%	<div><div></div></div>	158	393	9	0	0
Total Votes Cast	1,487	100.00%	<div><div></div></div>	417	1,043	27	0	0
Overvotes	0			0	0	0	0	0
Undervotes	63			19	41	3	0	0
Contest Totals	1,550			436	1,084	30	0	0

PCT 218

U. S. Representative District 3

Vote For 1

	TOTAL	VOTE %		Election Day	Early Voting	Ballot By Mail	Provisional Ballots	Limited Ballots
REP Keith Self	1,154	51.29%	<div><div></div></div>	298	831	25	0	0
DEM Sandeep Srivastava	1,047	46.53%	<div><div></div></div>	301	716	30	0	0
LIB Christopher Claytor	49	2.18%	<div><div></div></div>	19	29	1	0	0
Total Votes Cast	2,250	100.00%	<div><div></div></div>	618	1,576	56	0	0
Overvotes	0			0	0	0	0	0
Undervotes	31			12	19	0	0	0
Contest Totals	2,281			630	1,595	56	0	0

Governor

Vote For 1

	TOTAL	VOTE %		Election Day	Early Voting	Ballot By Mail	Provisional Ballots	Limited Ballots
REP Greg Abbott	1,113	49.01%	<div><div></div></div>	278	810	25	0	0
DEM Beto O'Rourke	1,133	49.89%	<div><div></div></div>	336	766	31	0	0
LIB Mark Tippetts	21	0.92%	<div><div></div></div>	13	8	0	0	0
GRN Delilah Barrios	4	0.18%	<div><div></div></div>	1	3	0	0	0
Write-In Totals	0	0.00%	<div><div></div></div>	0	0	0	0	0
Total Votes Cast	2,271	100.00%	<div><div></div></div>	628	1,587	56	0	0
Overvotes	0			0	0	0	0	0
Undervotes	10			2	8	0	0	0
Contest Totals	2,281			630	1,595	56	0	0

Lieutenant Governor

Vote For 1

	TOTAL	VOTE %		Election Day	Early Voting	Ballot By Mail	Provisional Ballots	Limited Ballots
REP Dan Patrick	1,086	47.99%	<div><div></div></div>	280	782	24	0	0
DEM Mike Collier	1,135	50.15%	<div><div></div></div>	327	776	32	0	0
LIB Shanna Steele	42	1.86%	<div><div></div></div>	14	28	0	0	0
Total Votes Cast	2,263	100.00%	<div><div></div></div>	621	1,586	56	0	0
Overvotes	0			0	0	0	0	0
Undervotes	18			9	9	0	0	0
Contest Totals	2,281			630	1,595	56	0	0

Attorney General

Vote For 1

	TOTAL	VOTE %		Election Day	Early Voting	Ballot By Mail	Provisional Ballots	Limited Ballots
REP Ken Paxton	1,053	46.93%	<div><div></div></div>	277	751	25	0	0
DEM Rochelle Mercedes Garza	1,118	49.82%	<div><div></div></div>	324	763	31	0	0
LIB Mark Ash	73	3.25%	<div><div></div></div>	15	58	0	0	0
Total Votes Cast	2,244	100.00%	<div><div></div></div>	616	1,572	56	0	0
Overvotes	0			0	0	0	0	0
Undervotes	37			14	23	0	0	0
Contest Totals	2,281			630	1,595	56	0	0

PCT 218

Comptroller of Public Accounts

Vote For 1

	TOTAL	VOTE %		Election Day	Early Voting	Ballot By Mail	Provisional Ballots	Limited Ballots
REP Glenn Hegar	1,210	53.92%	<div><div></div></div>	314	871	25	0	0
DEM Janet T. Dudding	1,003	44.70%	<div><div></div></div>	287	686	30	0	0
LIB V. Alonzo Echevarria-Garza	31	1.38%	<div><div></div></div>	14	17	0	0	0
Total Votes Cast	2,244	100.00%	<div><div></div></div>	615	1,574	55	0	0
Overvotes	0			0	0	0	0	0
Undervotes	37			15	21	1	0	0
Contest Totals	2,281			630	1,595	56	0	0

Commissioner of the General Land Office

Vote For 1

	TOTAL	VOTE %		Election Day	Early Voting	Ballot By Mail	Provisional Ballots	Limited Ballots
REP Dawn Buckingham	1,179	52.68%	<div><div></div></div>	312	842	25	0	0
DEM Jay Kleberg	1,037	46.34%	<div><div></div></div>	290	718	29	0	0
GRN Alfred Molison, Jr	22	0.98%	<div><div></div></div>	7	14	1	0	0
Write-In Totals	0	0.00%	<div><div></div></div>	0	0	0	0	0
Total Votes Cast	2,238	100.00%	<div><div></div></div>	609	1,574	55	0	0
Overvotes	0			0	0	0	0	0
Undervotes	43			21	21	1	0	0
Contest Totals	2,281			630	1,595	56	0	0

Commissioner of Agriculture

Vote For 1

	TOTAL	VOTE %		Election Day	Early Voting	Ballot By Mail	Provisional Ballots	Limited Ballots
REP Sid Miller	1,150	51.66%	<div><div></div></div>	298	827	25	0	0
DEM Susan Hays	1,076	48.34%	<div><div></div></div>	306	740	30	0	0
Total Votes Cast	2,226	100.00%	<div><div></div></div>	604	1,567	55	0	0
Overvotes	0			0	0	0	0	0
Undervotes	55			26	28	1	0	0
Contest Totals	2,281			630	1,595	56	0	0

Railroad Commissioner

Vote For 1

	TOTAL	VOTE %		Election Day	Early Voting	Ballot By Mail	Provisional Ballots	Limited Ballots
REP Wayne Christian	1,150	51.59%	<div><div></div></div>	302	825	23	0	0
DEM Luke Warford	1,010	45.31%	<div><div></div></div>	286	695	29	0	0
LIB Jaime Andres Diez	57	2.56%	<div><div></div></div>	17	37	3	0	0
GRN Hunter Wayne Crow	12	0.54%	<div><div></div></div>	2	10	0	0	0
Total Votes Cast	2,229	100.00%	<div><div></div></div>	607	1,567	55	0	0
Overvotes	0			0	0	0	0	0
Undervotes	52			23	28	1	0	0
Contest Totals	2,281			630	1,595	56	0	0

PCT 218

Justice, Supreme Court, Place 3

Vote For 1

	TOTAL	VOTE %		Election Day	Early Voting	Ballot By Mail	Provisional Ballots	Limited Ballots
REP Debra Lehrmann	1,130	50.74%	<div><div></div></div>	284	822	24	0	0
DEM Erin A. Nowell	1,055	47.37%	<div><div></div></div>	308	717	30	0	0
LIB Thomas Edward Oxford	42	1.89%	<div><div></div></div>	17	25	0	0	0
Total Votes Cast	2,227	100.00%	<div><div></div></div>	609	1,564	54	0	0
Overvotes	0			0	0	0	0	0
Undervotes	54			21	31	2	0	0
Contest Totals	2,281			630	1,595	56	0	0

Justice, Supreme Court, Place 5

Vote For 1

	TOTAL	VOTE %		Election Day	Early Voting	Ballot By Mail	Provisional Ballots	Limited Ballots
REP Rebeca Huddle	1,148	51.69%	<div><div></div></div>	294	829	25	0	0
DEM Amanda Reichel	1,073	48.31%	<div><div></div></div>	314	729	30	0	0
Total Votes Cast	2,221	100.00%	<div><div></div></div>	608	1,558	55	0	0
Overvotes	0			0	0	0	0	0
Undervotes	60			22	37	1	0	0
Contest Totals	2,281			630	1,595	56	0	0

Justice, Supreme Court, Place 9

Vote For 1

	TOTAL	VOTE %		Election Day	Early Voting	Ballot By Mail	Provisional Ballots	Limited Ballots
REP Evan Young	1,139	51.35%	<div><div></div></div>	294	820	25	0	0
DEM Julia Maldonado	1,079	48.65%	<div><div></div></div>	312	737	30	0	0
Total Votes Cast	2,218	100.00%	<div><div></div></div>	606	1,557	55	0	0
Overvotes	0			0	0	0	0	0
Undervotes	63			24	38	1	0	0
Contest Totals	2,281			630	1,595	56	0	0

Judge, Court of Criminal Appeals, Place 5

Vote For 1

	TOTAL	VOTE %		Election Day	Early Voting	Ballot By Mail	Provisional Ballots	Limited Ballots
REP Scott Walker	1,147	51.83%	<div><div></div></div>	296	826	25	0	0
DEM Dana Huffman	1,066	48.17%	<div><div></div></div>	305	731	30	0	0
Total Votes Cast	2,213	100.00%	<div><div></div></div>	601	1,557	55	0	0
Overvotes	0			0	0	0	0	0
Undervotes	68			29	38	1	0	0
Contest Totals	2,281			630	1,595	56	0	0

PCT 218

Judge, Court of Criminal Appeals, Place 6

Vote For 1

	TOTAL	VOTE %		Election Day	Early Voting	Ballot By Mail	Provisional Ballots	Limited Ballots
REP Jesse F. McClure, III	1,150	52.11%	<div><div></div></div>	298	827	25	0	0
DEM Robert Johnson	1,057	47.89%	<div><div></div></div>	304	723	30	0	0
Total Votes Cast	2,207	100.00%	<div><div></div></div>	602	1,550	55	0	0
Overvotes	0			0	0	0	0	0
Undervotes	74			28	45	1	0	0
Contest Totals	2,281			630	1,595	56	0	0

Member, State Board of Education, District 12 CCD

Vote For 1

	TOTAL	VOTE %		Election Day	Early Voting	Ballot By Mail	Provisional Ballots	Limited Ballots
REP Pam Little	1,135	51.31%	<div><div></div></div>	288	822	25	0	0
DEM Alex Cornwallis	1,024	46.29%	<div><div></div></div>	298	698	28	0	0
LIB Christy Mowrey	53	2.40%	<div><div></div></div>	17	35	1	0	0
Write-In Totals	0	0.00%	<div><div></div></div>	0	0	0	0	0
Total Votes Cast	2,212	100.00%	<div><div></div></div>	603	1,555	54	0	0
Overvotes	0			0	0	0	0	0
Undervotes	69			27	40	2	0	0
Contest Totals	2,281			630	1,595	56	0	0

State Senator, District 8

Vote For 1

	TOTAL	VOTE %		Election Day	Early Voting	Ballot By Mail	Provisional Ballots	Limited Ballots
REP Angela Paxton	1,075	48.58%	<div><div></div></div>	283	767	25	0	0
DEM Jonathan Cocks	1,078	48.71%	<div><div></div></div>	311	737	30	0	0
LIB Edward Kless	60	2.71%	<div><div></div></div>	15	45	0	0	0
Total Votes Cast	2,213	100.00%	<div><div></div></div>	609	1,549	55	0	0
Overvotes	0			0	0	0	0	0
Undervotes	68			21	46	1	0	0
Contest Totals	2,281			630	1,595	56	0	0

State Representative, District 67

Vote For 1

	TOTAL	VOTE %		Election Day	Early Voting	Ballot By Mail	Provisional Ballots	Limited Ballots
REP Jeff Leach	1,173	52.86%	<div><div></div></div>	309	839	25	0	0
DEM Kevin Morris	1,046	47.14%	<div><div></div></div>	299	717	30	0	0
Total Votes Cast	2,219	100.00%	<div><div></div></div>	608	1,556	55	0	0
Overvotes	0			0	0	0	0	0
Undervotes	62			22	39	1	0	0
Contest Totals	2,281			630	1,595	56	0	0

PCT 218

Justice, 5th Court of Appeals District, Place 4

Vote For 1

	TOTAL	VOTE %		Election Day	Early Voting	Ballot By Mail	Provisional Ballots	Limited Ballots
REP Emily A. Miskel	1,152	52.29%	<div><div></div></div>	298	829	25	0	0
DEM Maricela Moore	1,051	47.71%	<div><div></div></div>	302	719	30	0	0
Total Votes Cast	2,203	100.00%	<div><div></div></div>	600	1,548	55	0	0
Overvotes	0			0	0	0	0	0
Undervotes	78			30	47	1	0	0
Contest Totals	2,281			630	1,595	56	0	0

Justice, 5th Court of Appeals District, Place 7

Vote For 1

	TOTAL	VOTE %		Election Day	Early Voting	Ballot By Mail	Provisional Ballots	Limited Ballots
REP Kristina Williams	1,139	51.68%	<div><div></div></div>	293	821	25	0	0
DEM Nancy Kennedy	1,065	48.32%	<div><div></div></div>	306	729	30	0	0
Total Votes Cast	2,204	100.00%	<div><div></div></div>	599	1,550	55	0	0
Overvotes	0			0	0	0	0	0
Undervotes	77			31	45	1	0	0
Contest Totals	2,281			630	1,595	56	0	0

County Judge CCD

Vote For 1

	TOTAL	VOTE %		Election Day	Early Voting	Ballot By Mail	Provisional Ballots	Limited Ballots
REP Chris Hill	1,162	52.48%	<div><div></div></div>	305	832	25	0	0
DEM Joshua Murray	1,052	47.52%	<div><div></div></div>	300	722	30	0	0
Total Votes Cast	2,214	100.00%	<div><div></div></div>	605	1,554	55	0	0
Overvotes	0			0	0	0	0	0
Undervotes	67			25	41	1	0	0
Contest Totals	2,281			630	1,595	56	0	0

District Clerk CCD

Vote For 1

	TOTAL	VOTE %		Election Day	Early Voting	Ballot By Mail	Provisional Ballots	Limited Ballots
REP Mike Gould	1,147	52.14%	<div><div></div></div>	303	820	24	0	0
DEM David Brignac	1,053	47.86%	<div><div></div></div>	299	723	31	0	0
Total Votes Cast	2,200	100.00%	<div><div></div></div>	602	1,543	55	0	0
Overvotes	0			0	0	0	0	0
Undervotes	81			28	52	1	0	0
Contest Totals	2,281			630	1,595	56	0	0

PCT 218

County Commissioner, Precinct 4

Vote For 1

	TOTAL	VOTE %		Election Day	Early Voting	Ballot By Mail	Provision al Ballots	Limited Ballots
REP Duncan Webb	1,144	51.93%	<div><div></div></div>	296	824	24	0	0
DEM Jeffrey Williams	1,059	48.07%	<div><div></div></div>	301	727	31	0	0
Total Votes Cast	2,203	100.00%	<div><div></div></div>	597	1,551	55	0	0
Overvotes	0			0	0	0	0	0
Undervotes	78			33	44	1	0	0
Contest Totals	2,281			630	1,595	56	0	0

PCT 219

U. S. Representative District 3

Vote For 1

	TOTAL	VOTE %		Election Day	Early Voting	Ballot By Mail	Provision al Ballots	Limited Ballots
REP Keith Self	1,108	50.30%	<div><div></div></div>	300	782	25	1	0
DEM Sandeep Srivastava	1,036	47.03%	<div><div></div></div>	240	764	32	0	0
LIB Christopher Claytor	59	2.68%	<div><div></div></div>	16	41	2	0	0
Total Votes Cast	2,203	100.00%	<div><div></div></div>	556	1,587	59	1	0
Overvotes	0			0	0	0	0	0
Undervotes	31			11	20	0	0	0
Contest Totals	2,234			567	1,607	59	1	0

Governor

Vote For 1

	TOTAL	VOTE %		Election Day	Early Voting	Ballot By Mail	Provision al Ballots	Limited Ballots
REP Greg Abbott	1,094	49.06%	<div><div></div></div>	296	776	21	1	0
DEM Beto O'Rourke	1,116	50.04%	<div><div></div></div>	266	814	36	0	0
LIB Mark Tippetts	16	0.72%	<div><div></div></div>	3	11	2	0	0
GRN Delilah Barrios	4	0.18%	<div><div></div></div>	1	3	0	0	0
Write-In Totals	0	0.00%	<div><div></div></div>	0	0	0	0	0
Total Votes Cast	2,230	100.00%	<div><div></div></div>	566	1,604	59	1	0
Overvotes	0			0	0	0	0	0
Undervotes	4			1	3	0	0	0
Contest Totals	2,234			567	1,607	59	1	0

Lieutenant Governor

Vote For 1

	TOTAL	VOTE %		Election Day	Early Voting	Ballot By Mail	Provision al Ballots	Limited Ballots
REP Dan Patrick	1,039	47.14%	<div><div></div></div>	288	732	18	1	0
DEM Mike Collier	1,125	51.04%	<div><div></div></div>	255	829	41	0	0
LIB Shanna Steele	40	1.81%	<div><div></div></div>	13	27	0	0	0
Total Votes Cast	2,204	100.00%	<div><div></div></div>	556	1,588	59	1	0
Overvotes	0			0	0	0	0	0
Undervotes	30			11	19	0	0	0
Contest Totals	2,234			567	1,607	59	1	0

Attorney General

Vote For 1

	TOTAL	VOTE %		Election Day	Early Voting	Ballot By Mail	Provision al Ballots	Limited Ballots
REP Ken Paxton	1,043	47.32%	<div><div></div></div>	292	732	18	1	0
DEM Rochelle Mercedes Garza	1,109	50.32%	<div><div></div></div>	249	821	39	0	0
LIB Mark Ash	52	2.36%	<div><div></div></div>	15	36	1	0	0
Total Votes Cast	2,204	100.00%	<div><div></div></div>	556	1,589	58	1	0
Overvotes	0			0	0	0	0	0
Undervotes	30			11	18	1	0	0
Contest Totals	2,234			567	1,607	59	1	0

PCT 219

Comptroller of Public Accounts

Vote For 1

	TOTAL	VOTE %		Election Day	Early Voting	Ballot By Mail	Provisional Ballots	Limited Ballots
REP Glenn Hegar	1,146	52.40%	<div><div></div></div>	307	813	25	1	0
DEM Janet T. Dudding	1,006	46.00%	<div><div></div></div>	229	743	34	0	0
LIB V. Alonzo Echevarria-Garza	35	1.60%	<div><div></div></div>	13	22	0	0	0
Total Votes Cast	2,187	100.00%	<div><div></div></div>	549	1,578	59	1	0
Overvotes	0			0	0	0	0	0
Undervotes	47			18	29	0	0	0
Contest Totals	2,234			567	1,607	59	1	0

Commissioner of the General Land Office

Vote For 1

	TOTAL	VOTE %		Election Day	Early Voting	Ballot By Mail	Provisional Ballots	Limited Ballots
REP Dawn Buckingham	1,115	51.29%	<div><div></div></div>	298	796	20	1	0
DEM Jay Kleberg	1,031	47.42%	<div><div></div></div>	238	757	36	0	0
GRN Alfred Molison, Jr	27	1.24%	<div><div></div></div>	7	19	1	0	0
Write-In Totals	1	0.05%	<div><div></div></div>	0	1	0	0	0
Total Votes Cast	2,174	100.00%	<div><div></div></div>	543	1,573	57	1	0
Overvotes	0			0	0	0	0	0
Undervotes	60			24	34	2	0	0
Contest Totals	2,234			567	1,607	59	1	0

Commissioner of Agriculture

Vote For 1

	TOTAL	VOTE %		Election Day	Early Voting	Ballot By Mail	Provisional Ballots	Limited Ballots
REP Sid Miller	1,105	50.76%	<div><div></div></div>	299	784	21	1	0
DEM Susan Hays	1,072	49.24%	<div><div></div></div>	245	791	36	0	0
Total Votes Cast	2,177	100.00%	<div><div></div></div>	544	1,575	57	1	0
Overvotes	0			0	0	0	0	0
Undervotes	57			23	32	2	0	0
Contest Totals	2,234			567	1,607	59	1	0

Railroad Commissioner

Vote For 1

	TOTAL	VOTE %		Election Day	Early Voting	Ballot By Mail	Provisional Ballots	Limited Ballots
REP Wayne Christian	1,088	50.00%	<div><div></div></div>	292	776	19	1	0
DEM Luke Warford	1,014	46.60%	<div><div></div></div>	227	749	38	0	0
LIB Jaime Andres Diez	47	2.16%	<div><div></div></div>	11	36	0	0	0
GRN Hunter Wayne Crow	27	1.24%	<div><div></div></div>	11	16	0	0	0
Total Votes Cast	2,176	100.00%	<div><div></div></div>	541	1,577	57	1	0
Overvotes	0			0	0	0	0	0
Undervotes	58			26	30	2	0	0
Contest Totals	2,234			567	1,607	59	1	0

PCT 219

Justice, Supreme Court, Place 3

Vote For 1

	TOTAL	VOTE %		Election Day	Early Voting	Ballot By Mail	Provisional Ballots	Limited Ballots
REP Debra Lehrmann	1,127	51.48%	<div><div></div></div>	298	803	25	1	0
DEM Erin A. Nowell	1,028	46.96%	<div><div></div></div>	236	759	33	0	0
LIB Thomas Edward Oxford	34	1.55%	<div><div></div></div>	14	20	0	0	0
Total Votes Cast	2,189	100.00%	<div><div></div></div>	548	1,582	58	1	0
Overvotes	0			0	0	0	0	0
Undervotes	45			19	25	1	0	0
Contest Totals	2,234			567	1,607	59	1	0

Justice, Supreme Court, Place 5

Vote For 1

	TOTAL	VOTE %		Election Day	Early Voting	Ballot By Mail	Provisional Ballots	Limited Ballots
REP Rebeca Huddle	1,133	52.00%	<div><div></div></div>	306	804	22	1	0
DEM Amanda Reichel	1,046	48.00%	<div><div></div></div>	237	774	35	0	0
Total Votes Cast	2,179	100.00%	<div><div></div></div>	543	1,578	57	1	0
Overvotes	0			0	0	0	0	0
Undervotes	55			24	29	2	0	0
Contest Totals	2,234			567	1,607	59	1	0

Justice, Supreme Court, Place 9

Vote For 1

	TOTAL	VOTE %		Election Day	Early Voting	Ballot By Mail	Provisional Ballots	Limited Ballots
REP Evan Young	1,110	51.06%	<div><div></div></div>	291	793	25	1	0
DEM Julia Maldonado	1,064	48.94%	<div><div></div></div>	250	781	33	0	0
Total Votes Cast	2,174	100.00%	<div><div></div></div>	541	1,574	58	1	0
Overvotes	0			0	0	0	0	0
Undervotes	60			26	33	1	0	0
Contest Totals	2,234			567	1,607	59	1	0

Judge, Court of Criminal Appeals, Place 5

Vote For 1

	TOTAL	VOTE %		Election Day	Early Voting	Ballot By Mail	Provisional Ballots	Limited Ballots
REP Scott Walker	1,111	51.25%	<div><div></div></div>	298	790	22	1	0
DEM Dana Huffman	1,057	48.75%	<div><div></div></div>	242	779	36	0	0
Total Votes Cast	2,168	100.00%	<div><div></div></div>	540	1,569	58	1	0
Overvotes	0			0	0	0	0	0
Undervotes	66			27	38	1	0	0
Contest Totals	2,234			567	1,607	59	1	0

PCT 219

Judge, Court of Criminal Appeals, Place 6

Vote For 1

	TOTAL	VOTE %		Election Day	Early Voting	Ballot By Mail	Provisional Ballots	Limited Ballots
REP Jesse F. McClure, III	1,126	52.11%	<div><div></div></div>	303	799	23	1	0
DEM Robert Johnson	1,035	47.89%	<div><div></div></div>	239	764	32	0	0
Total Votes Cast	2,161	100.00%	<div><div></div></div>	542	1,563	55	1	0
Overvotes	0			0	0	0	0	0
Undervotes	73			25	44	4	0	0
Contest Totals	2,234			567	1,607	59	1	0

Member, State Board of Education, District 12 CCD

Vote For 1

	TOTAL	VOTE %		Election Day	Early Voting	Ballot By Mail	Provisional Ballots	Limited Ballots
REP Pam Little	1,100	50.57%	<div><div></div></div>	296	780	23	1	0
DEM Alex Cornwallis	1,007	46.30%	<div><div></div></div>	230	743	34	0	0
LIB Christy Mowrey	67	3.08%	<div><div></div></div>	21	46	0	0	0
Write-In Totals	1	0.05%	<div><div></div></div>	0	1	0	0	0
Total Votes Cast	2,175	100.00%	<div><div></div></div>	547	1,570	57	1	0
Overvotes	0			0	0	0	0	0
Undervotes	59			20	37	2	0	0
Contest Totals	2,234			567	1,607	59	1	0

State Senator, District 8

Vote For 1

	TOTAL	VOTE %		Election Day	Early Voting	Ballot By Mail	Provisional Ballots	Limited Ballots
REP Angela Paxton	1,053	48.06%	<div><div></div></div>	292	743	18	0	0
DEM Jonathan Cocks	1,083	49.43%	<div><div></div></div>	237	807	39	0	0
LIB Edward Kless	55	2.51%	<div><div></div></div>	22	30	2	1	0
Total Votes Cast	2,191	100.00%	<div><div></div></div>	551	1,580	59	1	0
Overvotes	0			0	0	0	0	0
Undervotes	43			16	27	0	0	0
Contest Totals	2,234			567	1,607	59	1	0

State Representative, District 70

Vote For 1

	TOTAL	VOTE %		Election Day	Early Voting	Ballot By Mail	Provisional Ballots	Limited Ballots
REP Jamee Jolly	1,147	52.59%	<div><div></div></div>	305	815	26	1	0
DEM Mihaela Elizabeth Plesa	1,034	47.41%	<div><div></div></div>	240	761	33	0	0
Total Votes Cast	2,181	100.00%	<div><div></div></div>	545	1,576	59	1	0
Overvotes	0			0	0	0	0	0
Undervotes	53			22	31	0	0	0
Contest Totals	2,234			567	1,607	59	1	0

PCT 219

Justice, 5th Court of Appeals District, Place 4

Vote For 1

	TOTAL	VOTE %		Election Day	Early Voting	Ballot By Mail	Provisional Ballots	Limited Ballots
REP Emily A. Miskel	1,127	52.30%	<div><div></div></div>	303	799	24	1	0
DEM Maricela Moore	1,028	47.70%	<div><div></div></div>	237	757	34	0	0
Total Votes Cast	2,155	100.00%	<div><div></div></div>	540	1,556	58	1	0
Overvotes	0			0	0	0	0	0
Undervotes	79			27	51	1	0	0
Contest Totals	2,234			567	1,607	59	1	0

Justice, 5th Court of Appeals District, Place 7

Vote For 1

	TOTAL	VOTE %		Election Day	Early Voting	Ballot By Mail	Provisional Ballots	Limited Ballots
REP Kristina Williams	1,115	51.76%	<div><div></div></div>	300	790	24	1	0
DEM Nancy Kennedy	1,039	48.24%	<div><div></div></div>	236	769	34	0	0
Total Votes Cast	2,154	100.00%	<div><div></div></div>	536	1,559	58	1	0
Overvotes	0			0	0	0	0	0
Undervotes	80			31	48	1	0	0
Contest Totals	2,234			567	1,607	59	1	0

County Judge CCD

Vote For 1

	TOTAL	VOTE %		Election Day	Early Voting	Ballot By Mail	Provisional Ballots	Limited Ballots
REP Chris Hill	1,117	51.43%	<div><div></div></div>	304	788	24	1	0
DEM Joshua Murray	1,055	48.57%	<div><div></div></div>	239	782	34	0	0
Total Votes Cast	2,172	100.00%	<div><div></div></div>	543	1,570	58	1	0
Overvotes	0			0	0	0	0	0
Undervotes	62			24	37	1	0	0
Contest Totals	2,234			567	1,607	59	1	0

District Clerk CCD

Vote For 1

	TOTAL	VOTE %		Election Day	Early Voting	Ballot By Mail	Provisional Ballots	Limited Ballots
REP Mike Gould	1,132	52.38%	<div><div></div></div>	308	801	22	1	0
DEM David Brignac	1,029	47.62%	<div><div></div></div>	232	765	32	0	0
Total Votes Cast	2,161	100.00%	<div><div></div></div>	540	1,566	54	1	0
Overvotes	0			0	0	0	0	0
Undervotes	73			27	41	5	0	0
Contest Totals	2,234			567	1,607	59	1	0

PCT 219

County Commissioner, Precinct 4

Vote For 1

	TOTAL	VOTE %		Election Day	Early Voting	Ballot By Mail	Provision al Ballots	Limited Ballots
REP Duncan Webb	1,125	52.13%	<div><div></div></div>	300	802	22	1	0
DEM Jeffrey Williams	1,033	47.87%	<div><div></div></div>	234	765	34	0	0
Total Votes Cast	2,158	100.00%	<div><div></div></div>	534	1,567	56	1	0
Overvotes	0			0	0	0	0	0
Undervotes	76			33	40	3	0	0
Contest Totals	2,234			567	1,607	59	1	0

Justice of the Peace, Precinct 3

Vote For 1

	TOTAL	VOTE %		Election Day	Early Voting	Ballot By Mail	Provision al Ballots	Limited Ballots
REP Mike Missildine	1,135	52.82%	<div><div></div></div>	303	808	23	1	0
DEM Irvin Lynn Barrett	1,014	47.18%	<div><div></div></div>	230	751	33	0	0
Total Votes Cast	2,149	100.00%	<div><div></div></div>	533	1,559	56	1	0
Overvotes	0			0	0	0	0	0
Undervotes	85			34	48	3	0	0
Contest Totals	2,234			567	1,607	59	1	0

PCT 220

U. S. Representative, District 4

Vote For 1

	TOTAL	VOTE %		Election Day	Early Voting	Ballot By Mail	Provisional Ballots	Limited Ballots
REP Pat Fallon	1,002	45.82%	<div><div></div></div>	393	579	29	1	0
DEM Iro Omere	1,142	52.22%	<div><div></div></div>	383	742	17	0	0
LIB John Simmons	43	1.97%	<div><div></div></div>	20	23	0	0	0
Total Votes Cast	2,187	100.00%	<div><div></div></div>	796	1,344	46	1	0
Overvotes	0			0	0	0	0	0
Undervotes	32			13	18	1	0	0
Contest Totals	2,219			809	1,362	47	1	0

Governor

Vote For 1

	TOTAL	VOTE %		Election Day	Early Voting	Ballot By Mail	Provisional Ballots	Limited Ballots
REP Greg Abbott	982	44.39%	<div><div></div></div>	383	569	29	1	0
DEM Beto O'Rourke	1,213	54.84%	<div><div></div></div>	415	781	17	0	0
LIB Mark Tippetts	14	0.63%	<div><div></div></div>	8	6	0	0	0
GRN Delilah Barrios	2	0.09%	<div><div></div></div>	2	0	0	0	0
Write-In Totals	1	0.05%	<div><div></div></div>	0	1	0	0	0
Total Votes Cast	2,212	100.00%	<div><div></div></div>	808	1,357	46	1	0
Overvotes	0			0	0	0	0	0
Undervotes	7			1	5	1	0	0
Contest Totals	2,219			809	1,362	47	1	0

Lieutenant Governor

Vote For 1

	TOTAL	VOTE %		Election Day	Early Voting	Ballot By Mail	Provisional Ballots	Limited Ballots
REP Dan Patrick	958	43.60%	<div><div></div></div>	373	556	28	1	0
DEM Mike Collier	1,193	54.30%	<div><div></div></div>	408	768	17	0	0
LIB Shanna Steele	46	2.09%	<div><div></div></div>	22	24	0	0	0
Total Votes Cast	2,197	100.00%	<div><div></div></div>	803	1,348	45	1	0
Overvotes	0			0	0	0	0	0
Undervotes	22			6	14	2	0	0
Contest Totals	2,219			809	1,362	47	1	0

Attorney General

Vote For 1

	TOTAL	VOTE %		Election Day	Early Voting	Ballot By Mail	Provisional Ballots	Limited Ballots
REP Ken Paxton	958	43.78%	<div><div></div></div>	375	554	28	1	0
DEM Rochelle Mercedes Garza	1,186	54.20%	<div><div></div></div>	405	765	16	0	0
LIB Mark Ash	44	2.01%	<div><div></div></div>	20	24	0	0	0
Total Votes Cast	2,188	100.00%	<div><div></div></div>	800	1,343	44	1	0
Overvotes	0			0	0	0	0	0
Undervotes	31			9	19	3	0	0
Contest Totals	2,219			809	1,362	47	1	0

PCT 220

Comptroller of Public Accounts

Vote For 1

	TOTAL	VOTE %		Election Day	Early Voting	Ballot By Mail	Provisional Ballots	Limited Ballots
REP Glenn Hegar	1,023	47.12%	<div><div></div></div>	395	598	29	1	0
DEM Janet T. Dudding	1,117	51.45%	<div><div></div></div>	379	721	17	0	0
LIB V. Alonzo Echevarria-Garza	31	1.43%	<div><div></div></div>	12	19	0	0	0
Total Votes Cast	2,171	100.00%	<div><div></div></div>	786	1,338	46	1	0
Overvotes	0			0	0	0	0	0
Undervotes	48			23	24	1	0	0
Contest Totals	2,219			809	1,362	47	1	0

Commissioner of the General Land Office

Vote For 1

	TOTAL	VOTE %		Election Day	Early Voting	Ballot By Mail	Provisional Ballots	Limited Ballots
REP Dawn Buckingham	1,008	46.49%	<div><div></div></div>	387	591	29	1	0
DEM Jay Kleberg	1,132	52.21%	<div><div></div></div>	389	726	17	0	0
GRN Alfred Molison, Jr	27	1.25%	<div><div></div></div>	13	14	0	0	0
Write-In Totals	1	0.05%	<div><div></div></div>	0	1	0	0	0
Total Votes Cast	2,168	100.00%	<div><div></div></div>	789	1,332	46	1	0
Overvotes	0			0	0	0	0	0
Undervotes	51			20	30	1	0	0
Contest Totals	2,219			809	1,362	47	1	0

Commissioner of Agriculture

Vote For 1

	TOTAL	VOTE %		Election Day	Early Voting	Ballot By Mail	Provisional Ballots	Limited Ballots
REP Sid Miller	1,020	47.03%	<div><div></div></div>	398	594	27	1	0
DEM Susan Hays	1,149	52.97%	<div><div></div></div>	387	743	19	0	0
Total Votes Cast	2,169	100.00%	<div><div></div></div>	785	1,337	46	1	0
Overvotes	0			0	0	0	0	0
Undervotes	50			24	25	1	0	0
Contest Totals	2,219			809	1,362	47	1	0

Railroad Commissioner

Vote For 1

	TOTAL	VOTE %		Election Day	Early Voting	Ballot By Mail	Provisional Ballots	Limited Ballots
REP Wayne Christian	998	46.27%	<div><div></div></div>	384	586	27	1	0
DEM Luke Warford	1,101	51.04%	<div><div></div></div>	371	712	18	0	0
LIB Jaime Andres Diez	36	1.67%	<div><div></div></div>	14	22	0	0	0
GRN Hunter Wayne Crow	22	1.02%	<div><div></div></div>	13	9	0	0	0
Total Votes Cast	2,157	100.00%	<div><div></div></div>	782	1,329	45	1	0
Overvotes	0			0	0	0	0	0
Undervotes	62			27	33	2	0	0
Contest Totals	2,219			809	1,362	47	1	0

PCT 220

Justice, Supreme Court, Place 3

Vote For 1

	TOTAL	VOTE %		Election Day	Early Voting	Ballot By Mail	Provisional Ballots	Limited Ballots
REP Debra Lehrmann	975	44.93%	<div><div></div></div>	368	579	27	1	0
DEM Erin A. Nowell	1,172	54.01%	<div><div></div></div>	399	754	19	0	0
LIB Thomas Edward Oxford	23	1.06%	<div><div></div></div>	15	8	0	0	0
Total Votes Cast	2,170	100.00%	<div><div></div></div>	782	1,341	46	1	0
Overvotes	0			0	0	0	0	0
Undervotes	49			27	21	1	0	0
Contest Totals	2,219			809	1,362	47	1	0

Justice, Supreme Court, Place 5

Vote For 1

	TOTAL	VOTE %		Election Day	Early Voting	Ballot By Mail	Provisional Ballots	Limited Ballots
REP Rebeca Huddle	989	45.77%	<div><div></div></div>	376	584	28	1	0
DEM Amanda Reichel	1,172	54.23%	<div><div></div></div>	399	756	17	0	0
Total Votes Cast	2,161	100.00%	<div><div></div></div>	775	1,340	45	1	0
Overvotes	0			0	0	0	0	0
Undervotes	58			34	22	2	0	0
Contest Totals	2,219			809	1,362	47	1	0

Justice, Supreme Court, Place 9

Vote For 1

	TOTAL	VOTE %		Election Day	Early Voting	Ballot By Mail	Provisional Ballots	Limited Ballots
REP Evan Young	992	45.78%	<div><div></div></div>	378	584	29	1	0
DEM Julia Maldonado	1,175	54.22%	<div><div></div></div>	403	756	16	0	0
Total Votes Cast	2,167	100.00%	<div><div></div></div>	781	1,340	45	1	0
Overvotes	0			0	0	0	0	0
Undervotes	52			28	22	2	0	0
Contest Totals	2,219			809	1,362	47	1	0

Judge, Court of Criminal Appeals, Place 5

Vote For 1

	TOTAL	VOTE %		Election Day	Early Voting	Ballot By Mail	Provisional Ballots	Limited Ballots
REP Scott Walker	987	45.74%	<div><div></div></div>	381	577	28	1	0
DEM Dana Huffman	1,171	54.26%	<div><div></div></div>	399	755	17	0	0
Total Votes Cast	2,158	100.00%	<div><div></div></div>	780	1,332	45	1	0
Overvotes	0			0	0	0	0	0
Undervotes	61			29	30	2	0	0
Contest Totals	2,219			809	1,362	47	1	0

PCT 220

Judge, Court of Criminal Appeals, Place 6

Vote For 1

	TOTAL	VOTE %		Election Day	Early Voting	Ballot By Mail	Provisional Ballots	Limited Ballots
REP Jesse F. McClure, III	994	46.02%	<div><div></div></div>	380	585	28	1	0
DEM Robert Johnson	1,166	53.98%	<div><div></div></div>	399	750	17	0	0
Total Votes Cast	2,160	100.00%	<div><div></div></div>	779	1,335	45	1	0
Overvotes	0			0	0	0	0	0
Undervotes	59			30	27	2	0	0
Contest Totals	2,219			809	1,362	47	1	0

Member, State Board of Education, District 12 CCD

Vote For 1

	TOTAL	VOTE %		Election Day	Early Voting	Ballot By Mail	Provisional Ballots	Limited Ballots
REP Pam Little	964	44.59%	<div><div></div></div>	374	563	26	1	0
DEM Alex Cornwallis	1,141	52.78%	<div><div></div></div>	384	740	17	0	0
LIB Christy Mowrey	56	2.59%	<div><div></div></div>	23	31	2	0	0
Write-In Totals	1	0.05%	<div><div></div></div>	0	1	0	0	0
Total Votes Cast	2,162	100.00%	<div><div></div></div>	781	1,335	45	1	0
Overvotes	0			0	0	0	0	0
Undervotes	57			28	27	2	0	0
Contest Totals	2,219			809	1,362	47	1	0

State Representative, District 61

Vote For 1

	TOTAL	VOTE %		Election Day	Early Voting	Ballot By Mail	Provisional Ballots	Limited Ballots
REP Frederick Frazier	992	45.82%	<div><div></div></div>	381	584	26	1	0
DEM Sheena King	1,173	54.18%	<div><div></div></div>	403	751	19	0	0
Total Votes Cast	2,165	100.00%	<div><div></div></div>	784	1,335	45	1	0
Overvotes	0			0	0	0	0	0
Undervotes	54			25	27	2	0	0
Contest Totals	2,219			809	1,362	47	1	0

Justice, 5th Court of Appeals District, Place 4

Vote For 1

	TOTAL	VOTE %		Election Day	Early Voting	Ballot By Mail	Provisional Ballots	Limited Ballots
REP Emily A. Miskel	981	45.84%	<div><div></div></div>	379	575	26	1	0
DEM Maricela Moore	1,159	54.16%	<div><div></div></div>	388	752	19	0	0
Total Votes Cast	2,140	100.00%	<div><div></div></div>	767	1,327	45	1	0
Overvotes	0			0	0	0	0	0
Undervotes	79			42	35	2	0	0
Contest Totals	2,219			809	1,362	47	1	0

PCT 220

Justice, 5th Court of Appeals District, Place 7

Vote For 1

	TOTAL	VOTE %		Election Day	Early Voting	Ballot By Mail	Provisional Ballots	Limited Ballots
REP Kristina Williams	983	45.64%	<div><div></div></div>	373	582	27	1	0
DEM Nancy Kennedy	1,171	54.36%	<div><div></div></div>	401	751	19	0	0
Total Votes Cast	2,154	100.00%	<div><div></div></div>	774	1,333	46	1	0
Overvotes	0			0	0	0	0	0
Undervotes	65			35	29	1	0	0
Contest Totals	2,219			809	1,362	47	1	0

County Judge CCD

Vote For 1

	TOTAL	VOTE %		Election Day	Early Voting	Ballot By Mail	Provisional Ballots	Limited Ballots
REP Chris Hill	979	45.18%	<div><div></div></div>	375	574	29	1	0
DEM Joshua Murray	1,188	54.82%	<div><div></div></div>	407	764	17	0	0
Total Votes Cast	2,167	100.00%	<div><div></div></div>	782	1,338	46	1	0
Overvotes	0			0	0	0	0	0
Undervotes	52			27	24	1	0	0
Contest Totals	2,219			809	1,362	47	1	0

District Clerk CCD

Vote For 1

	TOTAL	VOTE %		Election Day	Early Voting	Ballot By Mail	Provisional Ballots	Limited Ballots
REP Mike Gould	1,007	46.90%	<div><div></div></div>	382	594	30	1	0
DEM David Brignac	1,140	53.10%	<div><div></div></div>	387	736	17	0	0
Total Votes Cast	2,147	100.00%	<div><div></div></div>	769	1,330	47	1	0
Overvotes	0			0	0	0	0	0
Undervotes	72			40	32	0	0	0
Contest Totals	2,219			809	1,362	47	1	0

Justice of the Peace, Precinct 4

Vote For 1

	TOTAL	VOTE %		Election Day	Early Voting	Ballot By Mail	Provisional Ballots	Limited Ballots
REP Vincent Venegoni	989	46.02%	<div><div></div></div>	376	584	28	1	0
DEM Adam Kern	1,160	53.98%	<div><div></div></div>	394	748	18	0	0
Total Votes Cast	2,149	100.00%	<div><div></div></div>	770	1,332	46	1	0
Overvotes	0			0	0	0	0	0
Undervotes	70			39	30	1	0	0
Contest Totals	2,219			809	1,362	47	1	0

PCT 221

U. S. Representative District 3

Vote For 1

	TOTAL	VOTE %		Election Day	Early Voting	Ballot By Mail	Provisional Ballots	Limited Ballots
REP Keith Self	1,852	65.44%	<div><div></div></div>	427	1,351	72	2	0
DEM Sandeep Srivastava	910	32.16%	<div><div></div></div>	182	692	36	0	0
LIB Christopher Claytor	68	2.40%	<div><div></div></div>	25	40	3	0	0
Total Votes Cast	2,830	100.00%	<div><div></div></div>	634	2,083	111	2	0
Overvotes	0			0	0	0	0	0
Undervotes	44			8	34	2	0	0
Contest Totals	2,874			642	2,117	113	2	0

Governor

Vote For 1

	TOTAL	VOTE %		Election Day	Early Voting	Ballot By Mail	Provisional Ballots	Limited Ballots
REP Greg Abbott	1,803	63.02%	<div><div></div></div>	416	1,315	70	2	0
DEM Beto O'Rourke	1,021	35.69%	<div><div></div></div>	213	768	40	0	0
LIB Mark Tippetts	28	0.98%	<div><div></div></div>	10	17	1	0	0
GRN Delilah Barrios	7	0.24%	<div><div></div></div>	3	3	1	0	0
Write-In Totals	2	0.07%	<div><div></div></div>	0	2	0	0	0
Total Votes Cast	2,861	100.00%	<div><div></div></div>	642	2,105	112	2	0
Overvotes	0			0	0	0	0	0
Undervotes	13			0	12	1	0	0
Contest Totals	2,874			642	2,117	113	2	0

Lieutenant Governor

Vote For 1

	TOTAL	VOTE %		Election Day	Early Voting	Ballot By Mail	Provisional Ballots	Limited Ballots
REP Dan Patrick	1,759	62.02%	<div><div></div></div>	407	1,282	68	2	0
DEM Mike Collier	1,021	36.00%	<div><div></div></div>	206	772	43	0	0
LIB Shanna Steele	56	1.97%	<div><div></div></div>	22	33	1	0	0
Total Votes Cast	2,836	100.00%	<div><div></div></div>	635	2,087	112	2	0
Overvotes	0			0	0	0	0	0
Undervotes	38			7	30	1	0	0
Contest Totals	2,874			642	2,117	113	2	0

Attorney General

Vote For 1

	TOTAL	VOTE %		Election Day	Early Voting	Ballot By Mail	Provisional Ballots	Limited Ballots
REP Ken Paxton	1,700	60.24%	<div><div></div></div>	392	1,239	67	2	0
DEM Rochelle Mercedes Garza	1,005	35.61%	<div><div></div></div>	197	763	45	0	0
LIB Mark Ash	117	4.15%	<div><div></div></div>	42	75	0	0	0
Total Votes Cast	2,822	100.00%	<div><div></div></div>	631	2,077	112	2	0
Overvotes	0			0	0	0	0	0
Undervotes	52			11	40	1	0	0
Contest Totals	2,874			642	2,117	113	2	0

PCT 221

Comptroller of Public Accounts

Vote For 1

	TOTAL	VOTE %		Election Day	Early Voting	Ballot By Mail	Provisional Ballots	Limited Ballots
REP Glenn Hegar	1,877	67.04%	<div><div></div></div>	426	1,373	76	2	0
DEM Janet T. Dudding	867	30.96%	<div><div></div></div>	175	660	32	0	0
LIB V. Alonzo Echevarria-Garza	56	2.00%	<div><div></div></div>	22	32	2	0	0
Total Votes Cast	2,800	100.00%	<div><div></div></div>	623	2,065	110	2	0
Overvotes	0			0	0	0	0	0
Undervotes	74			19	52	3	0	0
Contest Totals	2,874			642	2,117	113	2	0

Commissioner of the General Land Office

Vote For 1

	TOTAL	VOTE %		Election Day	Early Voting	Ballot By Mail	Provisional Ballots	Limited Ballots
REP Dawn Buckingham	1,854	66.40%	<div><div></div></div>	427	1,355	70	2	0
DEM Jay Kleberg	903	32.34%	<div><div></div></div>	185	681	37	0	0
GRN Alfred Molison, Jr	32	1.15%	<div><div></div></div>	11	19	2	0	0
Write-In Totals	3	0.11%	<div><div></div></div>	1	2	0	0	0
Total Votes Cast	2,792	100.00%	<div><div></div></div>	624	2,057	109	2	0
Overvotes	0			0	0	0	0	0
Undervotes	82			18	60	4	0	0
Contest Totals	2,874			642	2,117	113	2	0

Commissioner of Agriculture

Vote For 1

	TOTAL	VOTE %		Election Day	Early Voting	Ballot By Mail	Provisional Ballots	Limited Ballots
REP Sid Miller	1,854	66.33%	<div><div></div></div>	428	1,353	71	2	0
DEM Susan Hays	941	33.67%	<div><div></div></div>	196	707	38	0	0
Total Votes Cast	2,795	100.00%	<div><div></div></div>	624	2,060	109	2	0
Overvotes	0			0	0	0	0	0
Undervotes	79			18	57	4	0	0
Contest Totals	2,874			642	2,117	113	2	0

Railroad Commissioner

Vote For 1

	TOTAL	VOTE %		Election Day	Early Voting	Ballot By Mail	Provisional Ballots	Limited Ballots
REP Wayne Christian	1,823	65.43%	<div><div></div></div>	417	1,335	69	2	0
DEM Luke Warford	875	31.41%	<div><div></div></div>	169	669	37	0	0
LIB Jaime Andres Diez	70	2.51%	<div><div></div></div>	31	37	2	0	0
GRN Hunter Wayne Crow	18	0.65%	<div><div></div></div>	5	12	1	0	0
Total Votes Cast	2,786	100.00%	<div><div></div></div>	622	2,053	109	2	0
Overvotes	0			0	0	0	0	0
Undervotes	88			20	64	4	0	0
Contest Totals	2,874			642	2,117	113	2	0

PCT 221

Justice, Supreme Court, Place 3

Vote For 1

	TOTAL	VOTE %		Election Day	Early Voting	Ballot By Mail	Provisional Ballots	Limited Ballots
REP Debra Lehrmann	1,836	65.57%	<div><div></div></div>	421	1,343	71	1	0
DEM Erin A. Nowell	912	32.57%	<div><div></div></div>	188	688	36	0	0
LIB Thomas Edward Oxford	52	1.86%	<div><div></div></div>	19	30	3	0	0
Total Votes Cast	2,800	100.00%	<div><div></div></div>	628	2,061	110	1	0
Overvotes	0			0	0	0	0	0
Undervotes	74			14	56	3	1	0
Contest Totals	2,874			642	2,117	113	2	0

Justice, Supreme Court, Place 5

Vote For 1

	TOTAL	VOTE %		Election Day	Early Voting	Ballot By Mail	Provisional Ballots	Limited Ballots
REP Rebeca Huddle	1,854	66.45%	<div><div></div></div>	429	1,352	72	1	0
DEM Amanda Reichel	936	33.55%	<div><div></div></div>	197	702	37	0	0
Total Votes Cast	2,790	100.00%	<div><div></div></div>	626	2,054	109	1	0
Overvotes	0			0	0	0	0	0
Undervotes	84			16	63	4	1	0
Contest Totals	2,874			642	2,117	113	2	0

Justice, Supreme Court, Place 9

Vote For 1

	TOTAL	VOTE %		Election Day	Early Voting	Ballot By Mail	Provisional Ballots	Limited Ballots
REP Evan Young	1,845	66.18%	<div><div></div></div>	423	1,349	72	1	0
DEM Julia Maldonado	943	33.82%	<div><div></div></div>	199	706	38	0	0
Total Votes Cast	2,788	100.00%	<div><div></div></div>	622	2,055	110	1	0
Overvotes	0			0	0	0	0	0
Undervotes	86			20	62	3	1	0
Contest Totals	2,874			642	2,117	113	2	0

Judge, Court of Criminal Appeals, Place 5

Vote For 1

	TOTAL	VOTE %		Election Day	Early Voting	Ballot By Mail	Provisional Ballots	Limited Ballots
REP Scott Walker	1,845	66.22%	<div><div></div></div>	424	1,346	74	1	0
DEM Dana Huffman	941	33.78%	<div><div></div></div>	198	708	35	0	0
Total Votes Cast	2,786	100.00%	<div><div></div></div>	622	2,054	109	1	0
Overvotes	0			0	0	0	0	0
Undervotes	88			20	63	4	1	0
Contest Totals	2,874			642	2,117	113	2	0

PCT 221

Judge, Court of Criminal Appeals, Place 6

Vote For 1

	TOTAL	VOTE %		Election Day	Early Voting	Ballot By Mail	Provisional Ballots	Limited Ballots
REP Jesse F. McClure, III	1,856	66.88%	<div><div></div></div>	431	1,352	72	1	0
DEM Robert Johnson	919	33.12%	<div><div></div></div>	191	692	36	0	0
Total Votes Cast	2,775	100.00%	<div><div></div></div>	622	2,044	108	1	0
Overvotes	0			0	0	0	0	0
Undervotes	99			20	73	5	1	0
Contest Totals	2,874			642	2,117	113	2	0

Member, State Board of Education, District 12 CCD

Vote For 1

	TOTAL	VOTE %		Election Day	Early Voting	Ballot By Mail	Provisional Ballots	Limited Ballots
REP Pam Little	1,810	65.01%	<div><div></div></div>	416	1,323	70	1	0
DEM Alex Cornwallis	896	32.18%	<div><div></div></div>	177	685	34	0	0
LIB Christy Mowrey	78	2.80%	<div><div></div></div>	26	50	2	0	0
Write-In Totals	0	0.00%	<div><div></div></div>	0	0	0	0	0
Total Votes Cast	2,784	100.00%	<div><div></div></div>	619	2,058	106	1	0
Overvotes	0			0	0	0	0	0
Undervotes	90			23	59	7	1	0
Contest Totals	2,874			642	2,117	113	2	0

State Senator, District 8

Vote For 1

	TOTAL	VOTE %		Election Day	Early Voting	Ballot By Mail	Provisional Ballots	Limited Ballots
REP Angela Paxton	1,734	62.02%	<div><div></div></div>	403	1,265	64	2	0
DEM Jonathan Cocks	989	35.37%	<div><div></div></div>	196	748	45	0	0
LIB Edward Kless	73	2.61%	<div><div></div></div>	26	45	2	0	0
Total Votes Cast	2,796	100.00%	<div><div></div></div>	625	2,058	111	2	0
Overvotes	0			0	0	0	0	0
Undervotes	78			17	59	2	0	0
Contest Totals	2,874			642	2,117	113	2	0

State Representative, District 61

Vote For 1

	TOTAL	VOTE %		Election Day	Early Voting	Ballot By Mail	Provisional Ballots	Limited Ballots
REP Frederick Frazier	1,839	65.66%	<div><div></div></div>	435	1,332	70	2	0
DEM Sheena King	962	34.34%	<div><div></div></div>	193	728	41	0	0
Total Votes Cast	2,801	100.00%	<div><div></div></div>	628	2,060	111	2	0
Overvotes	0			0	0	0	0	0
Undervotes	73			14	57	2	0	0
Contest Totals	2,874			642	2,117	113	2	0

PCT 221

Justice, 5th Court of Appeals District, Place 4

Vote For 1

	TOTAL	VOTE %		Election Day	Early Voting	Ballot By Mail	Provisional Ballots	Limited Ballots
REP Emily A. Miskel	1,861	66.97%	<div><div></div></div>	426	1,359	75	1	0
DEM Maricela Moore	918	33.03%	<div><div></div></div>	194	690	34	0	0
Total Votes Cast	2,779	100.00%	<div><div></div></div>	620	2,049	109	1	0
Overvotes	1			0	0	1	0	0
Undervotes	94			22	68	3	1	0
Contest Totals	2,874			642	2,117	113	2	0

Justice, 5th Court of Appeals District, Place 7

Vote For 1

	TOTAL	VOTE %		Election Day	Early Voting	Ballot By Mail	Provisional Ballots	Limited Ballots
REP Kristina Williams	1,840	66.38%	<div><div></div></div>	424	1,342	73	1	0
DEM Nancy Kennedy	932	33.62%	<div><div></div></div>	194	701	37	0	0
Total Votes Cast	2,772	100.00%	<div><div></div></div>	618	2,043	110	1	0
Overvotes	0			0	0	0	0	0
Undervotes	102			24	74	3	1	0
Contest Totals	2,874			642	2,117	113	2	0

County Judge CCD

Vote For 1

	TOTAL	VOTE %		Election Day	Early Voting	Ballot By Mail	Provisional Ballots	Limited Ballots
REP Chris Hill	1,843	66.06%	<div><div></div></div>	431	1,338	73	1	0
DEM Joshua Murray	947	33.94%	<div><div></div></div>	195	714	38	0	0
Total Votes Cast	2,790	100.00%	<div><div></div></div>	626	2,052	111	1	0
Overvotes	0			0	0	0	0	0
Undervotes	84			16	65	2	1	0
Contest Totals	2,874			642	2,117	113	2	0

District Clerk CCD

Vote For 1

	TOTAL	VOTE %		Election Day	Early Voting	Ballot By Mail	Provisional Ballots	Limited Ballots
REP Mike Gould	1,854	66.93%	<div><div></div></div>	433	1,348	72	1	0
DEM David Brignac	916	33.07%	<div><div></div></div>	183	697	36	0	0
Total Votes Cast	2,770	100.00%	<div><div></div></div>	616	2,045	108	1	0
Overvotes	0			0	0	0	0	0
Undervotes	104			26	72	5	1	0
Contest Totals	2,874			642	2,117	113	2	0

PCT 221

Justice of the Peace, Precinct 4

Vote For 1

	TOTAL	VOTE %		Election Day	Early Voting	Ballot By Mail	Provision al Ballots	Limited Ballots
REP Vincent Venegoni	1,845	66.53%	<div><div></div></div>	429	1,342	73	1	0
DEM Adam Kern	928	33.47%	<div><div></div></div>	193	702	33	0	0
Total Votes Cast	2,773	100.00%	<div><div></div></div>	622	2,044	106	1	0
Overvotes	0			0	0	0	0	0
Undervotes	101			20	73	7	1	0
Contest Totals	2,874			642	2,117	113	2	0

PCT 222

U. S. Representative District 3

Vote For 1

	TOTAL	VOTE %		Election Day	Early Voting	Ballot By Mail	Provisional Ballots	Limited Ballots
REP Keith Self	964	50.42%	<div><div></div></div>	251	692	20	1	0
DEM Sandeep Srivastava	905	47.33%	<div><div></div></div>	215	660	30	0	0
LIB Christopher Claytor	43	2.25%	<div><div></div></div>	18	25	0	0	0
Total Votes Cast	1,912	100.00%	<div><div></div></div>	484	1,377	50	1	0
Overvotes	0			0	0	0	0	0
Undervotes	21			10	10	1	0	0
Contest Totals	1,933			494	1,387	51	1	0

Governor

Vote For 1

	TOTAL	VOTE %		Election Day	Early Voting	Ballot By Mail	Provisional Ballots	Limited Ballots
REP Greg Abbott	935	48.50%	<div><div></div></div>	247	668	19	1	0
DEM Beto O'Rourke	967	50.16%	<div><div></div></div>	239	698	30	0	0
LIB Mark Tippetts	22	1.14%	<div><div></div></div>	6	16	0	0	0
GRN Delilah Barrios	4	0.21%	<div><div></div></div>	1	3	0	0	0
Write-In Totals	0	0.00%	<div><div></div></div>	0	0	0	0	0
Total Votes Cast	1,928	100.00%	<div><div></div></div>	493	1,385	49	1	0
Overvotes	0			0	0	0	0	0
Undervotes	5			1	2	2	0	0
Contest Totals	1,933			494	1,387	51	1	0

Lieutenant Governor

Vote For 1

	TOTAL	VOTE %		Election Day	Early Voting	Ballot By Mail	Provisional Ballots	Limited Ballots
REP Dan Patrick	925	48.38%	<div><div></div></div>	241	664	19	1	0
DEM Mike Collier	955	49.95%	<div><div></div></div>	234	689	32	0	0
LIB Shanna Steele	32	1.67%	<div><div></div></div>	10	22	0	0	0
Total Votes Cast	1,912	100.00%	<div><div></div></div>	485	1,375	51	1	0
Overvotes	0			0	0	0	0	0
Undervotes	21			9	12	0	0	0
Contest Totals	1,933			494	1,387	51	1	0

Attorney General

Vote For 1

	TOTAL	VOTE %		Election Day	Early Voting	Ballot By Mail	Provisional Ballots	Limited Ballots
REP Ken Paxton	914	48.05%	<div><div></div></div>	247	652	14	1	0
DEM Rochelle Mercedes Garza	944	49.63%	<div><div></div></div>	227	685	32	0	0
LIB Mark Ash	44	2.31%	<div><div></div></div>	12	31	1	0	0
Total Votes Cast	1,902	100.00%	<div><div></div></div>	486	1,368	47	1	0
Overvotes	0			0	0	0	0	0
Undervotes	31			8	19	4	0	0
Contest Totals	1,933			494	1,387	51	1	0

PCT 222

Comptroller of Public Accounts

Vote For 1

	TOTAL	VOTE %		Election Day	Early Voting	Ballot By Mail	Provisional Ballots	Limited Ballots
REP Glenn Hegar	1,002	52.82%	<div><div></div></div>	265	716	20	1	0
DEM Janet T. Dudding	867	45.70%	<div><div></div></div>	201	636	30	0	0
LIB V. Alonzo Echevarria-Garza	28	1.48%	<div><div></div></div>	9	19	0	0	0
Total Votes Cast	1,897	100.00%	<div><div></div></div>	475	1,371	50	1	0
Overvotes	0			0	0	0	0	0
Undervotes	36			19	16	1	0	0
Contest Totals	1,933			494	1,387	51	1	0

Commissioner of the General Land Office

Vote For 1

	TOTAL	VOTE %		Election Day	Early Voting	Ballot By Mail	Provisional Ballots	Limited Ballots
REP Dawn Buckingham	982	51.99%	<div><div></div></div>	256	704	21	1	0
DEM Jay Kleberg	901	47.70%	<div><div></div></div>	215	656	30	0	0
GRN Alfred Molison, Jr	5	0.26%	<div><div></div></div>	3	2	0	0	0
Write-In Totals	1	0.05%	<div><div></div></div>	1	0	0	0	0
Total Votes Cast	1,889	100.00%	<div><div></div></div>	475	1,362	51	1	0
Overvotes	0			0	0	0	0	0
Undervotes	44			19	25	0	0	0
Contest Totals	1,933			494	1,387	51	1	0

Commissioner of Agriculture

Vote For 1

	TOTAL	VOTE %		Election Day	Early Voting	Ballot By Mail	Provisional Ballots	Limited Ballots
REP Sid Miller	983	52.18%	<div><div></div></div>	263	699	20	1	0
DEM Susan Hays	901	47.82%	<div><div></div></div>	210	660	31	0	0
Total Votes Cast	1,884	100.00%	<div><div></div></div>	473	1,359	51	1	0
Overvotes	0			0	0	0	0	0
Undervotes	49			21	28	0	0	0
Contest Totals	1,933			494	1,387	51	1	0

Railroad Commissioner

Vote For 1

	TOTAL	VOTE %		Election Day	Early Voting	Ballot By Mail	Provisional Ballots	Limited Ballots
REP Wayne Christian	971	51.40%	<div><div></div></div>	261	690	19	1	0
DEM Luke Warford	870	46.06%	<div><div></div></div>	196	643	31	0	0
LIB Jaime Andres Diez	39	2.06%	<div><div></div></div>	12	27	0	0	0
GRN Hunter Wayne Crow	9	0.48%	<div><div></div></div>	6	3	0	0	0
Total Votes Cast	1,889	100.00%	<div><div></div></div>	475	1,363	50	1	0
Overvotes	0			0	0	0	0	0
Undervotes	44			19	24	1	0	0
Contest Totals	1,933			494	1,387	51	1	0

PCT 222

Justice, Supreme Court, Place 3

Vote For 1

	TOTAL	VOTE %		Election Day	Early Voting	Ballot By Mail	Provisional Ballots	Limited Ballots
REP Debra Lehrmann	971	51.21%	<div><div></div></div>	256	696	18	1	0
DEM Erin A. Nowell	901	47.52%	<div><div></div></div>	214	656	31	0	0
LIB Thomas Edward Oxford	24	1.27%	<div><div></div></div>	7	16	1	0	0
Total Votes Cast	1,896	100.00%	<div><div></div></div>	477	1,368	50	1	0
Overvotes	0			0	0	0	0	0
Undervotes	37			17	19	1	0	0
Contest Totals	1,933			494	1,387	51	1	0

Justice, Supreme Court, Place 5

Vote For 1

	TOTAL	VOTE %		Election Day	Early Voting	Ballot By Mail	Provisional Ballots	Limited Ballots
REP Rebeca Huddle	983	52.04%	<div><div></div></div>	257	706	19	1	0
DEM Amanda Reichel	906	47.96%	<div><div></div></div>	218	657	31	0	0
Total Votes Cast	1,889	100.00%	<div><div></div></div>	475	1,363	50	1	0
Overvotes	0			0	0	0	0	0
Undervotes	44			19	24	1	0	0
Contest Totals	1,933			494	1,387	51	1	0

Justice, Supreme Court, Place 9

Vote For 1

	TOTAL	VOTE %		Election Day	Early Voting	Ballot By Mail	Provisional Ballots	Limited Ballots
REP Evan Young	977	51.83%	<div><div></div></div>	255	701	20	1	0
DEM Julia Maldonado	908	48.17%	<div><div></div></div>	215	663	30	0	0
Total Votes Cast	1,885	100.00%	<div><div></div></div>	470	1,364	50	1	0
Overvotes	0			0	0	0	0	0
Undervotes	48			24	23	1	0	0
Contest Totals	1,933			494	1,387	51	1	0

Judge, Court of Criminal Appeals, Place 5

Vote For 1

	TOTAL	VOTE %		Election Day	Early Voting	Ballot By Mail	Provisional Ballots	Limited Ballots
REP Scott Walker	977	52.02%	<div><div></div></div>	256	701	19	1	0
DEM Dana Huffman	901	47.98%	<div><div></div></div>	212	658	31	0	0
Total Votes Cast	1,878	100.00%	<div><div></div></div>	468	1,359	50	1	0
Overvotes	0			0	0	0	0	0
Undervotes	55			26	28	1	0	0
Contest Totals	1,933			494	1,387	51	1	0

PCT 222

Judge, Court of Criminal Appeals, Place 6

Vote For 1

	TOTAL	VOTE %		Election Day	Early Voting	Ballot By Mail	Provisional Ballots	Limited Ballots
REP Jesse F. McClure, III	979	52.19%	<div><div></div></div>	260	698	20	1	0
DEM Robert Johnson	897	47.81%	<div><div></div></div>	208	661	28	0	0
Total Votes Cast	1,876	100.00%	<div><div></div></div>	468	1,359	48	1	0
Overvotes	0			0	0	0	0	0
Undervotes	57			26	28	3	0	0
Contest Totals	1,933			494	1,387	51	1	0

Member, State Board of Education, District 12 CCD

Vote For 1

	TOTAL	VOTE %		Election Day	Early Voting	Ballot By Mail	Provisional Ballots	Limited Ballots
REP Pam Little	973	51.59%	<div><div></div></div>	258	694	20	1	0
DEM Alex Cornwallis	879	46.61%	<div><div></div></div>	206	644	29	0	0
LIB Christy Mowrey	33	1.75%	<div><div></div></div>	7	25	1	0	0
Write-In Totals	1	0.05%	<div><div></div></div>	0	1	0	0	0
Total Votes Cast	1,886	100.00%	<div><div></div></div>	471	1,364	50	1	0
Overvotes	0			0	0	0	0	0
Undervotes	47			23	23	1	0	0
Contest Totals	1,933			494	1,387	51	1	0

State Senator, District 8

Vote For 1

	TOTAL	VOTE %		Election Day	Early Voting	Ballot By Mail	Provisional Ballots	Limited Ballots
REP Angela Paxton	930	49.26%	<div><div></div></div>	252	659	18	1	0
DEM Jonathan Cocks	919	48.68%	<div><div></div></div>	211	678	30	0	0
LIB Edward Kless	39	2.07%	<div><div></div></div>	9	28	2	0	0
Total Votes Cast	1,888	100.00%	<div><div></div></div>	472	1,365	50	1	0
Overvotes	0			0	0	0	0	0
Undervotes	45			22	22	1	0	0
Contest Totals	1,933			494	1,387	51	1	0

State Representative, District 67

Vote For 1

	TOTAL	VOTE %		Election Day	Early Voting	Ballot By Mail	Provisional Ballots	Limited Ballots
REP Jeff Leach	995	52.79%	<div><div></div></div>	261	712	21	1	0
DEM Kevin Morris	890	47.21%	<div><div></div></div>	211	649	30	0	0
Total Votes Cast	1,885	100.00%	<div><div></div></div>	472	1,361	51	1	0
Overvotes	0			0	0	0	0	0
Undervotes	48			22	26	0	0	0
Contest Totals	1,933			494	1,387	51	1	0

PCT 222

Justice, 5th Court of Appeals District, Place 4

Vote For 1

	TOTAL	VOTE %		Election Day	Early Voting	Ballot By Mail	Provisional Ballots	Limited Ballots
REP Emily A. Miskel	978	52.27%	<div><div></div></div>	262	695	20	1	0
DEM Maricela Moore	893	47.73%	<div><div></div></div>	207	656	30	0	0
Total Votes Cast	1,871	100.00%	<div><div></div></div>	469	1,351	50	1	0
Overvotes	0			0	0	0	0	0
Undervotes	62			25	36	1	0	0
Contest Totals	1,933			494	1,387	51	1	0

Justice, 5th Court of Appeals District, Place 7

Vote For 1

	TOTAL	VOTE %		Election Day	Early Voting	Ballot By Mail	Provisional Ballots	Limited Ballots
REP Kristina Williams	959	51.26%	<div><div></div></div>	256	683	19	1	0
DEM Nancy Kennedy	912	48.74%	<div><div></div></div>	212	669	31	0	0
Total Votes Cast	1,871	100.00%	<div><div></div></div>	468	1,352	50	1	0
Overvotes	0			0	0	0	0	0
Undervotes	62			26	35	1	0	0
Contest Totals	1,933			494	1,387	51	1	0

County Judge CCD

Vote For 1

	TOTAL	VOTE %		Election Day	Early Voting	Ballot By Mail	Provisional Ballots	Limited Ballots
REP Chris Hill	968	51.49%	<div><div></div></div>	256	691	20	1	0
DEM Joshua Murray	912	48.51%	<div><div></div></div>	212	669	31	0	0
Total Votes Cast	1,880	100.00%	<div><div></div></div>	468	1,360	51	1	0
Overvotes	0			0	0	0	0	0
Undervotes	53			26	27	0	0	0
Contest Totals	1,933			494	1,387	51	1	0

District Clerk CCD

Vote For 1

	TOTAL	VOTE %		Election Day	Early Voting	Ballot By Mail	Provisional Ballots	Limited Ballots
REP Mike Gould	977	52.25%	<div><div></div></div>	258	698	20	1	0
DEM David Brignac	893	47.75%	<div><div></div></div>	211	652	30	0	0
Total Votes Cast	1,870	100.00%	<div><div></div></div>	469	1,350	50	1	0
Overvotes	0			0	0	0	0	0
Undervotes	63			25	37	1	0	0
Contest Totals	1,933			494	1,387	51	1	0

PCT 222

County Commissioner, Precinct 4

Vote For 1

	TOTAL	VOTE %		Election Day	Early Voting	Ballot By Mail	Provision al Ballots	Limited Ballots
REP Duncan Webb	972	52.06%	<div><div></div></div>	258	694	19	1	0
DEM Jeffrey Williams	895	47.94%	<div><div></div></div>	207	658	30	0	0
Total Votes Cast	1,867	100.00%	<div><div></div></div>	465	1,352	49	1	0
Overvotes	0			0	0	0	0	0
Undervotes	66			29	35	2	0	0
Contest Totals	1,933			494	1,387	51	1	0

PCT 223

U. S. Representative District 3

Vote For 1

	TOTAL	VOTE %		Election Day	Early Voting	Ballot By Mail	Provisional Ballots	Limited Ballots
REP Keith Self	637	53.71%	<div><div></div></div>	168	457	12	0	0
DEM Sandeep Srivastava	516	43.51%	<div><div></div></div>	130	377	9	0	0
LIB Christopher Claytor	33	2.78%	<div><div></div></div>	12	21	0	0	0
Total Votes Cast	1,186	100.00%	<div><div></div></div>	310	855	21	0	0
Overvotes	0			0	0	0	0	0
Undervotes	10			6	3	0	1	0
Contest Totals	1,196			316	858	21	1	0

Governor

Vote For 1

	TOTAL	VOTE %		Election Day	Early Voting	Ballot By Mail	Provisional Ballots	Limited Ballots
REP Greg Abbott	629	52.95%	<div><div></div></div>	167	451	10	1	0
DEM Beto O'Rourke	548	46.13%	<div><div></div></div>	142	395	11	0	0
LIB Mark Tippetts	10	0.84%	<div><div></div></div>	4	6	0	0	0
GRN Delilah Barrios	1	0.08%	<div><div></div></div>	0	1	0	0	0
Write-In Totals	0	0.00%	<div><div></div></div>	0	0	0	0	0
Total Votes Cast	1,188	100.00%	<div><div></div></div>	313	853	21	1	0
Overvotes	0			0	0	0	0	0
Undervotes	8			3	5	0	0	0
Contest Totals	1,196			316	858	21	1	0

Lieutenant Governor

Vote For 1

	TOTAL	VOTE %		Election Day	Early Voting	Ballot By Mail	Provisional Ballots	Limited Ballots
REP Dan Patrick	613	51.51%	<div><div></div></div>	166	436	11	0	0
DEM Mike Collier	557	46.81%	<div><div></div></div>	140	406	10	1	0
LIB Shanna Steele	20	1.68%	<div><div></div></div>	8	12	0	0	0
Total Votes Cast	1,190	100.00%	<div><div></div></div>	314	854	21	1	0
Overvotes	0			0	0	0	0	0
Undervotes	6			2	4	0	0	0
Contest Totals	1,196			316	858	21	1	0

Attorney General

Vote For 1

	TOTAL	VOTE %		Election Day	Early Voting	Ballot By Mail	Provisional Ballots	Limited Ballots
REP Ken Paxton	587	49.62%	<div><div></div></div>	165	412	10	0	0
DEM Rochelle Mercedes Garza	559	47.25%	<div><div></div></div>	139	409	10	1	0
LIB Mark Ash	37	3.13%	<div><div></div></div>	8	29	0	0	0
Total Votes Cast	1,183	100.00%	<div><div></div></div>	312	850	20	1	0
Overvotes	0			0	0	0	0	0
Undervotes	13			4	8	1	0	0
Contest Totals	1,196			316	858	21	1	0

PCT 223

Comptroller of Public Accounts

Vote For 1

	TOTAL	VOTE %		Election Day	Early Voting	Ballot By Mail	Provisional Ballots	Limited Ballots
REP Glenn Hegar	671	56.82%	<div><div></div></div>	178	481	11	1	0
DEM Janet T. Dudding	497	42.08%	<div><div></div></div>	127	361	9	0	0
LIB V. Alonzo Echevarria-Garza	13	1.10%	<div><div></div></div>	4	9	0	0	0
Total Votes Cast	1,181	100.00%	<div><div></div></div>	309	851	20	1	0
Overvotes	0			0	0	0	0	0
Undervotes	15			7	7	1	0	0
Contest Totals	1,196			316	858	21	1	0

Commissioner of the General Land Office

Vote For 1

	TOTAL	VOTE %		Election Day	Early Voting	Ballot By Mail	Provisional Ballots	Limited Ballots
REP Dawn Buckingham	658	55.76%	<div><div></div></div>	177	470	11	0	0
DEM Jay Kleberg	515	43.64%	<div><div></div></div>	132	374	9	0	0
GRN Alfred Molison, Jr	7	0.59%	<div><div></div></div>	3	4	0	0	0
Write-In Totals	0	0.00%	<div><div></div></div>	0	0	0	0	0
Total Votes Cast	1,180	100.00%	<div><div></div></div>	312	848	20	0	0
Overvotes	0			0	0	0	0	0
Undervotes	16			4	10	1	1	0
Contest Totals	1,196			316	858	21	1	0

Commissioner of Agriculture

Vote For 1

	TOTAL	VOTE %		Election Day	Early Voting	Ballot By Mail	Provisional Ballots	Limited Ballots
REP Sid Miller	654	55.24%	<div><div></div></div>	174	469	11	0	0
DEM Susan Hays	530	44.76%	<div><div></div></div>	137	382	10	1	0
Total Votes Cast	1,184	100.00%	<div><div></div></div>	311	851	21	1	0
Overvotes	0			0	0	0	0	0
Undervotes	12			5	7	0	0	0
Contest Totals	1,196			316	858	21	1	0

Railroad Commissioner

Vote For 1

	TOTAL	VOTE %		Election Day	Early Voting	Ballot By Mail	Provisional Ballots	Limited Ballots
REP Wayne Christian	647	55.11%	<div><div></div></div>	173	462	11	1	0
DEM Luke Warford	500	42.59%	<div><div></div></div>	128	363	9	0	0
LIB Jaime Andres Diez	19	1.62%	<div><div></div></div>	5	14	0	0	0
GRN Hunter Wayne Crow	8	0.68%	<div><div></div></div>	2	6	0	0	0
Total Votes Cast	1,174	100.00%	<div><div></div></div>	308	845	20	1	0
Overvotes	0			0	0	0	0	0
Undervotes	22			8	13	1	0	0
Contest Totals	1,196			316	858	21	1	0

PCT 223

Justice, Supreme Court, Place 3

Vote For 1

	TOTAL	VOTE %		Election Day	Early Voting	Ballot By Mail	Provisional Ballots	Limited Ballots
REP Debra Lehrmann	649	55.28%	<div><div></div></div>	175	462	11	1	0
DEM Erin A. Nowell	511	43.53%	<div><div></div></div>	129	373	9	0	0
LIB Thomas Edward Oxford	14	1.19%	<div><div></div></div>	5	9	0	0	0
Total Votes Cast	1,174	100.00%	<div><div></div></div>	309	844	20	1	0
Overvotes	0			0	0	0	0	0
Undervotes	22			7	14	1	0	0
Contest Totals	1,196			316	858	21	1	0

Justice, Supreme Court, Place 5

Vote For 1

	TOTAL	VOTE %		Election Day	Early Voting	Ballot By Mail	Provisional Ballots	Limited Ballots
REP Rebeca Huddle	656	55.92%	<div><div></div></div>	180	465	11	0	0
DEM Amanda Reichel	517	44.08%	<div><div></div></div>	129	379	9	0	0
Total Votes Cast	1,173	100.00%	<div><div></div></div>	309	844	20	0	0
Overvotes	0			0	0	0	0	0
Undervotes	23			7	14	1	1	0
Contest Totals	1,196			316	858	21	1	0

Justice, Supreme Court, Place 9

Vote For 1

	TOTAL	VOTE %		Election Day	Early Voting	Ballot By Mail	Provisional Ballots	Limited Ballots
REP Evan Young	653	55.76%	<div><div></div></div>	177	464	11	1	0
DEM Julia Maldonado	518	44.24%	<div><div></div></div>	132	377	9	0	0
Total Votes Cast	1,171	100.00%	<div><div></div></div>	309	841	20	1	0
Overvotes	0			0	0	0	0	0
Undervotes	25			7	17	1	0	0
Contest Totals	1,196			316	858	21	1	0

Judge, Court of Criminal Appeals, Place 5

Vote For 1

	TOTAL	VOTE %		Election Day	Early Voting	Ballot By Mail	Provisional Ballots	Limited Ballots
REP Scott Walker	651	55.88%	<div><div></div></div>	176	463	12	0	0
DEM Dana Huffman	514	44.12%	<div><div></div></div>	130	375	8	1	0
Total Votes Cast	1,165	100.00%	<div><div></div></div>	306	838	20	1	0
Overvotes	0			0	0	0	0	0
Undervotes	31			10	20	1	0	0
Contest Totals	1,196			316	858	21	1	0

PCT 223

Judge, Court of Criminal Appeals, Place 6

Vote For 1

	TOTAL	VOTE %		Election Day	Early Voting	Ballot By Mail	Provisional Ballots	Limited Ballots
REP Jesse F. McClure, III	657	56.59%	<div><div></div></div>	180	465	12	0	0
DEM Robert Johnson	504	43.41%	<div><div></div></div>	125	371	8	0	0
Total Votes Cast	1,161	100.00%	<div><div></div></div>	305	836	20	0	0
Overvotes	0			0	0	0	0	0
Undervotes	35			11	22	1	1	0
Contest Totals	1,196			316	858	21	1	0

Member, State Board of Education, District 12 CCD

Vote For 1

	TOTAL	VOTE %		Election Day	Early Voting	Ballot By Mail	Provisional Ballots	Limited Ballots
REP Pam Little	636	54.59%	<div><div></div></div>	168	456	11	1	0
DEM Alex Cornwallis	505	43.35%	<div><div></div></div>	128	368	9	0	0
LIB Christy Mowrey	24	2.06%	<div><div></div></div>	11	13	0	0	0
Write-In Totals	0	0.00%	<div><div></div></div>	0	0	0	0	0
Total Votes Cast	1,165	100.00%	<div><div></div></div>	307	837	20	1	0
Overvotes	0			0	0	0	0	0
Undervotes	31			9	21	1	0	0
Contest Totals	1,196			316	858	21	1	0

State Senator, District 8

Vote For 1

	TOTAL	VOTE %		Election Day	Early Voting	Ballot By Mail	Provisional Ballots	Limited Ballots
REP Angela Paxton	611	52.18%	<div><div></div></div>	171	429	11	0	0
DEM Jonathan Cocks	533	45.52%	<div><div></div></div>	129	394	9	1	0
LIB Edward Kless	27	2.31%	<div><div></div></div>	5	22	0	0	0
Total Votes Cast	1,171	100.00%	<div><div></div></div>	305	845	20	1	0
Overvotes	0			0	0	0	0	0
Undervotes	25			11	13	1	0	0
Contest Totals	1,196			316	858	21	1	0

State Representative, District 67

Vote For 1

	TOTAL	VOTE %		Election Day	Early Voting	Ballot By Mail	Provisional Ballots	Limited Ballots
REP Jeff Leach	666	56.68%	<div><div></div></div>	178	475	12	1	0
DEM Kevin Morris	509	43.32%	<div><div></div></div>	130	370	9	0	0
Total Votes Cast	1,175	100.00%	<div><div></div></div>	308	845	21	1	0
Overvotes	0			0	0	0	0	0
Undervotes	21			8	13	0	0	0
Contest Totals	1,196			316	858	21	1	0

PCT 223

Justice, 5th Court of Appeals District, Place 4

Vote For 1

	TOTAL	VOTE %		Election Day	Early Voting	Ballot By Mail	Provisional Ballots	Limited Ballots
REP Emily A. Miskel	653	56.24%	<div><div></div></div>	176	465	12	0	0
DEM Maricela Moore	508	43.76%	<div><div></div></div>	127	373	8	0	0
Total Votes Cast	1,161	100.00%	<div><div></div></div>	303	838	20	0	0
Overvotes	0			0	0	0	0	0
Undervotes	35			13	20	1	1	0
Contest Totals	1,196			316	858	21	1	0

Justice, 5th Court of Appeals District, Place 7

Vote For 1

	TOTAL	VOTE %		Election Day	Early Voting	Ballot By Mail	Provisional Ballots	Limited Ballots
REP Kristina Williams	653	56.24%	<div><div></div></div>	177	464	12	0	0
DEM Nancy Kennedy	508	43.76%	<div><div></div></div>	127	373	8	0	0
Total Votes Cast	1,161	100.00%	<div><div></div></div>	304	837	20	0	0
Overvotes	0			0	0	0	0	0
Undervotes	35			12	21	1	1	0
Contest Totals	1,196			316	858	21	1	0

County Judge CCD

Vote For 1

	TOTAL	VOTE %		Election Day	Early Voting	Ballot By Mail	Provisional Ballots	Limited Ballots
REP Chris Hill	651	55.55%	<div><div></div></div>	181	458	12	0	0
DEM Joshua Murray	521	44.45%	<div><div></div></div>	129	383	9	0	0
Total Votes Cast	1,172	100.00%	<div><div></div></div>	310	841	21	0	0
Overvotes	0			0	0	0	0	0
Undervotes	24			6	17	0	1	0
Contest Totals	1,196			316	858	21	1	0

District Clerk CCD

Vote For 1

	TOTAL	VOTE %		Election Day	Early Voting	Ballot By Mail	Provisional Ballots	Limited Ballots
REP Mike Gould	662	56.82%	<div><div></div></div>	181	470	11	0	0
DEM David Brignac	503	43.18%	<div><div></div></div>	126	368	9	0	0
Total Votes Cast	1,165	100.00%	<div><div></div></div>	307	838	20	0	0
Overvotes	0			0	0	0	0	0
Undervotes	31			9	20	1	1	0
Contest Totals	1,196			316	858	21	1	0

PCT 224

U. S. Representative District 3

Vote For 1

	TOTAL	VOTE %		Election Day	Early Voting	Ballot By Mail	Provisional Ballots	Limited Ballots
REP Keith Self	1,343	75.15%	<div><div></div></div>	304	993	44	2	0
DEM Sandeep Srivastava	408	22.83%	<div><div></div></div>	101	294	13	0	0
LIB Christopher Claytor	36	2.01%	<div><div></div></div>	8	28	0	0	0
Total Votes Cast	1,787	100.00%	<div><div></div></div>	413	1,315	57	2	0
Overvotes	0			0	0	0	0	0
Undervotes	21			6	14	1	0	0
Contest Totals	1,808			419	1,329	58	2	0

Governor

Vote For 1

	TOTAL	VOTE %		Election Day	Early Voting	Ballot By Mail	Provisional Ballots	Limited Ballots
REP Greg Abbott	1,321	73.19%	<div><div></div></div>	293	985	41	2	0
DEM Beto O'Rourke	473	26.20%	<div><div></div></div>	121	335	17	0	0
LIB Mark Tippetts	8	0.44%	<div><div></div></div>	2	6	0	0	0
GRN Delilah Barrios	3	0.17%	<div><div></div></div>	2	1	0	0	0
Write-In Totals	0	0.00%	<div><div></div></div>	0	0	0	0	0
Total Votes Cast	1,805	100.00%	<div><div></div></div>	418	1,327	58	2	0
Overvotes	0			0	0	0	0	0
Undervotes	3			1	2	0	0	0
Contest Totals	1,808			419	1,329	58	2	0

Lieutenant Governor

Vote For 1

	TOTAL	VOTE %		Election Day	Early Voting	Ballot By Mail	Provisional Ballots	Limited Ballots
REP Dan Patrick	1,300	72.54%	<div><div></div></div>	289	966	43	2	0
DEM Mike Collier	464	25.89%	<div><div></div></div>	116	334	14	0	0
LIB Shanna Steele	28	1.56%	<div><div></div></div>	9	18	1	0	0
Total Votes Cast	1,792	100.00%	<div><div></div></div>	414	1,318	58	2	0
Overvotes	0			0	0	0	0	0
Undervotes	16			5	11	0	0	0
Contest Totals	1,808			419	1,329	58	2	0

Attorney General

Vote For 1

	TOTAL	VOTE %		Election Day	Early Voting	Ballot By Mail	Provisional Ballots	Limited Ballots
REP Ken Paxton	1,282	71.94%	<div><div></div></div>	292	950	38	2	0
DEM Rochelle Mercedes Garza	443	24.86%	<div><div></div></div>	104	321	18	0	0
LIB Mark Ash	57	3.20%	<div><div></div></div>	17	38	2	0	0
Total Votes Cast	1,782	100.00%	<div><div></div></div>	413	1,309	58	2	0
Overvotes	0			0	0	0	0	0
Undervotes	26			6	20	0	0	0
Contest Totals	1,808			419	1,329	58	2	0

PCT 224

Comptroller of Public Accounts

Vote For 1

	TOTAL	VOTE %		Election Day	Early Voting	Ballot By Mail	Provisional Ballots	Limited Ballots
REP Glenn Hegar	1,368	76.68%	<div><div></div></div>	305	1,015	46	2	0
DEM Janet T. Dudding	397	22.25%	<div><div></div></div>	100	285	12	0	0
LIB V. Alonzo Echevarria-Garza	19	1.06%	<div><div></div></div>	7	12	0	0	0
Total Votes Cast	1,784	100.00%	<div><div></div></div>	412	1,312	58	2	0
Overvotes	0			0	0	0	0	0
Undervotes	24			7	17	0	0	0
Contest Totals	1,808			419	1,329	58	2	0

Commissioner of the General Land Office

Vote For 1

	TOTAL	VOTE %		Election Day	Early Voting	Ballot By Mail	Provisional Ballots	Limited Ballots
REP Dawn Buckingham	1,342	75.56%	<div><div></div></div>	297	1,000	43	2	0
DEM Jay Kleberg	428	24.10%	<div><div></div></div>	111	304	13	0	0
GRN Alfred Molison, Jr	6	0.34%	<div><div></div></div>	1	5	0	0	0
Write-In Totals	0	0.00%	<div><div></div></div>	0	0	0	0	0
Total Votes Cast	1,776	100.00%	<div><div></div></div>	409	1,309	56	2	0
Overvotes	0			0	0	0	0	0
Undervotes	32			10	20	2	0	0
Contest Totals	1,808			419	1,329	58	2	0

Commissioner of Agriculture

Vote For 1

	TOTAL	VOTE %		Election Day	Early Voting	Ballot By Mail	Provisional Ballots	Limited Ballots
REP Sid Miller	1,335	75.42%	<div><div></div></div>	294	996	43	2	0
DEM Susan Hays	435	24.58%	<div><div></div></div>	112	310	13	0	0
Total Votes Cast	1,770	100.00%	<div><div></div></div>	406	1,306	56	2	0
Overvotes	0			0	0	0	0	0
Undervotes	38			13	23	2	0	0
Contest Totals	1,808			419	1,329	58	2	0

Railroad Commissioner

Vote For 1

	TOTAL	VOTE %		Election Day	Early Voting	Ballot By Mail	Provisional Ballots	Limited Ballots
REP Wayne Christian	1,332	75.30%	<div><div></div></div>	296	991	43	2	0
DEM Luke Warford	404	22.84%	<div><div></div></div>	99	294	11	0	0
LIB Jaime Andres Diez	25	1.41%	<div><div></div></div>	10	14	1	0	0
GRN Hunter Wayne Crow	8	0.45%	<div><div></div></div>	1	7	0	0	0
Total Votes Cast	1,769	100.00%	<div><div></div></div>	406	1,306	55	2	0
Overvotes	0			0	0	0	0	0
Undervotes	39			13	23	3	0	0
Contest Totals	1,808			419	1,329	58	2	0

PCT 224

Justice, Supreme Court, Place 3

Vote For 1

	TOTAL	VOTE %		Election Day	Early Voting	Ballot By Mail	Provisional Ballots	Limited Ballots
REP Debra Lehrmann	1,341	75.59%	<div><div></div></div>	296	999	44	2	0
DEM Erin A. Nowell	412	23.22%	<div><div></div></div>	105	295	12	0	0
LIB Thomas Edward Oxford	21	1.18%	<div><div></div></div>	10	11	0	0	0
Total Votes Cast	1,774	100.00%	<div><div></div></div>	411	1,305	56	2	0
Overvotes	0			0	0	0	0	0
Undervotes	34			8	24	2	0	0
Contest Totals	1,808			419	1,329	58	2	0

Justice, Supreme Court, Place 5

Vote For 1

	TOTAL	VOTE %		Election Day	Early Voting	Ballot By Mail	Provisional Ballots	Limited Ballots
REP Rebeca Huddle	1,359	76.82%	<div><div></div></div>	308	1,006	43	2	0
DEM Amanda Reichel	410	23.18%	<div><div></div></div>	102	296	12	0	0
Total Votes Cast	1,769	100.00%	<div><div></div></div>	410	1,302	55	2	0
Overvotes	0			0	0	0	0	0
Undervotes	39			9	27	3	0	0
Contest Totals	1,808			419	1,329	58	2	0

Justice, Supreme Court, Place 9

Vote For 1

	TOTAL	VOTE %		Election Day	Early Voting	Ballot By Mail	Provisional Ballots	Limited Ballots
REP Evan Young	1,354	76.50%	<div><div></div></div>	301	1,006	45	2	0
DEM Julia Maldonado	416	23.50%	<div><div></div></div>	106	299	11	0	0
Total Votes Cast	1,770	100.00%	<div><div></div></div>	407	1,305	56	2	0
Overvotes	0			0	0	0	0	0
Undervotes	38			12	24	2	0	0
Contest Totals	1,808			419	1,329	58	2	0

Judge, Court of Criminal Appeals, Place 5

Vote For 1

	TOTAL	VOTE %		Election Day	Early Voting	Ballot By Mail	Provisional Ballots	Limited Ballots
REP Scott Walker	1,345	76.33%	<div><div></div></div>	304	996	43	2	0
DEM Dana Huffman	417	23.67%	<div><div></div></div>	105	299	13	0	0
Total Votes Cast	1,762	100.00%	<div><div></div></div>	409	1,295	56	2	0
Overvotes	0			0	0	0	0	0
Undervotes	46			10	34	2	0	0
Contest Totals	1,808			419	1,329	58	2	0

PCT 224

Judge, Court of Criminal Appeals, Place 6

Vote For 1

	TOTAL	VOTE %		Election Day	Early Voting	Ballot By Mail	Provisional Ballots	Limited Ballots
REP Jesse F. McClure, III	1,345	76.38%	<div><div></div></div>	300	999	44	2	0
DEM Robert Johnson	416	23.62%	<div><div></div></div>	106	298	12	0	0
Total Votes Cast	1,761	100.00%	<div><div></div></div>	406	1,297	56	2	0
Overvotes	0			0	0	0	0	0
Undervotes	47			13	32	2	0	0
Contest Totals	1,808			419	1,329	58	2	0

Member, State Board of Education, District 12 CCD

Vote For 1

	TOTAL	VOTE %		Election Day	Early Voting	Ballot By Mail	Provisional Ballots	Limited Ballots
REP Pam Little	1,318	74.93%	<div><div></div></div>	290	984	42	2	0
DEM Alex Cornwallis	400	22.74%	<div><div></div></div>	101	288	11	0	0
LIB Christy Mowrey	39	2.22%	<div><div></div></div>	13	25	1	0	0
Write-In Totals	2	0.11%	<div><div></div></div>	1	1	0	0	0
Total Votes Cast	1,759	100.00%	<div><div></div></div>	405	1,298	54	2	0
Overvotes	0			0	0	0	0	0
Undervotes	49			14	31	4	0	0
Contest Totals	1,808			419	1,329	58	2	0

State Senator, District 8

Vote For 1

	TOTAL	VOTE %		Election Day	Early Voting	Ballot By Mail	Provisional Ballots	Limited Ballots
REP Angela Paxton	1,291	73.31%	<div><div></div></div>	286	963	40	2	0
DEM Jonathan Cocks	439	24.93%	<div><div></div></div>	109	315	15	0	0
LIB Edward Kless	31	1.76%	<div><div></div></div>	9	20	2	0	0
Total Votes Cast	1,761	100.00%	<div><div></div></div>	404	1,298	57	2	0
Overvotes	0			0	0	0	0	0
Undervotes	47			15	31	1	0	0
Contest Totals	1,808			419	1,329	58	2	0

State Representative, District 66

Vote For 1

	TOTAL	VOTE %		Election Day	Early Voting	Ballot By Mail	Provisional Ballots	Limited Ballots
REP Matt Shaheen	1,353	76.96%	<div><div></div></div>	302	1,005	44	2	0
DEM Jesse Ringness	405	23.04%	<div><div></div></div>	100	294	11	0	0
Total Votes Cast	1,758	100.00%	<div><div></div></div>	402	1,299	55	2	0
Overvotes	0			0	0	0	0	0
Undervotes	50			17	30	3	0	0
Contest Totals	1,808			419	1,329	58	2	0

PCT 224

Justice, 5th Court of Appeals District, Place 4

Vote For 1

	TOTAL	VOTE %		Election Day	Early Voting	Ballot By Mail	Provisional Ballots	Limited Ballots
REP Emily A. Miskel	1,342	76.34%	<div><div></div></div>	295	1,003	42	2	0
DEM Maricela Moore	416	23.66%	<div><div></div></div>	108	296	12	0	0
Total Votes Cast	1,758	100.00%	<div><div></div></div>	403	1,299	54	2	0
Overvotes	0			0	0	0	0	0
Undervotes	50			16	30	4	0	0
Contest Totals	1,808			419	1,329	58	2	0

Justice, 5th Court of Appeals District, Place 7

Vote For 1

	TOTAL	VOTE %		Election Day	Early Voting	Ballot By Mail	Provisional Ballots	Limited Ballots
REP Kristina Williams	1,344	76.54%	<div><div></div></div>	302	997	43	2	0
DEM Nancy Kennedy	412	23.46%	<div><div></div></div>	99	301	12	0	0
Total Votes Cast	1,756	100.00%	<div><div></div></div>	401	1,298	55	2	0
Overvotes	0			0	0	0	0	0
Undervotes	52			18	31	3	0	0
Contest Totals	1,808			419	1,329	58	2	0

County Judge CCD

Vote For 1

	TOTAL	VOTE %		Election Day	Early Voting	Ballot By Mail	Provisional Ballots	Limited Ballots
REP Chris Hill	1,334	75.67%	<div><div></div></div>	294	995	43	2	0
DEM Joshua Murray	429	24.33%	<div><div></div></div>	111	304	14	0	0
Total Votes Cast	1,763	100.00%	<div><div></div></div>	405	1,299	57	2	0
Overvotes	0			0	0	0	0	0
Undervotes	45			14	30	1	0	0
Contest Totals	1,808			419	1,329	58	2	0

District Clerk CCD

Vote For 1

	TOTAL	VOTE %		Election Day	Early Voting	Ballot By Mail	Provisional Ballots	Limited Ballots
REP Mike Gould	1,345	76.90%	<div><div></div></div>	302	999	42	2	0
DEM David Brignac	404	23.10%	<div><div></div></div>	100	291	13	0	0
Total Votes Cast	1,749	100.00%	<div><div></div></div>	402	1,290	55	2	0
Overvotes	0			0	0	0	0	0
Undervotes	59			17	39	3	0	0
Contest Totals	1,808			419	1,329	58	2	0

PCT 224

Justice of the Peace, Precinct 4

Vote For 1

	TOTAL	VOTE %		Election Day	Early Voting	Ballot By Mail	Provision al Ballots	Limited Ballots
REP Vincent Venegoni	1,330	75.70%	<div><div></div></div>	295	993	40	2	0
DEM Adam Kern	427	24.30%	<div><div></div></div>	112	303	12	0	0
Total Votes Cast	1,757	100.00%	<div><div></div></div>	407	1,296	52	2	0
Overvotes	0			0	0	0	0	0
Undervotes	51			12	33	6	0	0
Contest Totals	1,808			419	1,329	58	2	0

PCT 225

U. S. Representative, District 4

Vote For 1

	TOTAL	VOTE %		Election Day	Early Voting	Ballot By Mail	Provisional Ballots	Limited Ballots
REP Pat Fallon	853	47.60%	<div><div></div></div>	316	515	22	0	0
DEM Iro Omere	912	50.89%	<div><div></div></div>	280	599	33	0	0
LIB John Simmons	27	1.51%	<div><div></div></div>	9	18	0	0	0
Total Votes Cast	1,792	100.00%	<div><div></div></div>	605	1,132	55	0	0
Overvotes	1			0	0	1	0	0
Undervotes	26			8	17	1	0	0
Contest Totals	1,819			613	1,149	57	0	0

Governor

Vote For 1

	TOTAL	VOTE %		Election Day	Early Voting	Ballot By Mail	Provisional Ballots	Limited Ballots
REP Greg Abbott	816	45.01%	<div><div></div></div>	299	496	21	0	0
DEM Beto O'Rourke	978	53.94%	<div><div></div></div>	302	641	35	0	0
LIB Mark Tippetts	10	0.55%	<div><div></div></div>	3	7	0	0	0
GRN Delilah Barrios	4	0.22%	<div><div></div></div>	2	2	0	0	0
Write-In Totals	5	0.28%	<div><div></div></div>	4	1	0	0	0
Total Votes Cast	1,813	100.00%	<div><div></div></div>	610	1,147	56	0	0
Overvotes	0			0	0	0	0	0
Undervotes	6			3	2	1	0	0
Contest Totals	1,819			613	1,149	57	0	0

Lieutenant Governor

Vote For 1

	TOTAL	VOTE %		Election Day	Early Voting	Ballot By Mail	Provisional Ballots	Limited Ballots
REP Dan Patrick	817	45.41%	<div><div></div></div>	300	496	21	0	0
DEM Mike Collier	950	52.81%	<div><div></div></div>	293	622	35	0	0
LIB Shanna Steele	32	1.78%	<div><div></div></div>	10	21	1	0	0
Total Votes Cast	1,799	100.00%	<div><div></div></div>	603	1,139	57	0	0
Overvotes	0			0	0	0	0	0
Undervotes	20			10	10	0	0	0
Contest Totals	1,819			613	1,149	57	0	0

Attorney General

Vote For 1

	TOTAL	VOTE %		Election Day	Early Voting	Ballot By Mail	Provisional Ballots	Limited Ballots
REP Ken Paxton	813	45.47%	<div><div></div></div>	301	491	21	0	0
DEM Rochelle Mercedes Garza	934	52.24%	<div><div></div></div>	281	619	34	0	0
LIB Mark Ash	41	2.29%	<div><div></div></div>	14	26	1	0	0
Total Votes Cast	1,788	100.00%	<div><div></div></div>	596	1,136	56	0	0
Overvotes	0			0	0	0	0	0
Undervotes	31			17	13	1	0	0
Contest Totals	1,819			613	1,149	57	0	0

PCT 225

Comptroller of Public Accounts

Vote For 1

	TOTAL	VOTE %		Election Day	Early Voting	Ballot By Mail	Provisional Ballots	Limited Ballots
REP Glenn Hegar	873	48.85%	<div><div></div></div>	312	539	22	0	0
DEM Janet T. Dudding	884	49.47%	<div><div></div></div>	269	581	34	0	0
LIB V. Alonzo Echevarria-Garza	30	1.68%	<div><div></div></div>	14	16	0	0	0
Total Votes Cast	1,787	100.00%	<div><div></div></div>	595	1,136	56	0	0
Overvotes	0			0	0	0	0	0
Undervotes	32			18	13	1	0	0
Contest Totals	1,819			613	1,149	57	0	0

Commissioner of the General Land Office

Vote For 1

	TOTAL	VOTE %		Election Day	Early Voting	Ballot By Mail	Provisional Ballots	Limited Ballots
REP Dawn Buckingham	868	48.60%	<div><div></div></div>	319	527	22	0	0
DEM Jay Kleberg	900	50.39%	<div><div></div></div>	274	593	33	0	0
GRN Alfred Molison, Jr	18	1.01%	<div><div></div></div>	3	14	1	0	0
Write-In Totals	0	0.00%	<div><div></div></div>	0	0	0	0	0
Total Votes Cast	1,786	100.00%	<div><div></div></div>	596	1,134	56	0	0
Overvotes	0			0	0	0	0	0
Undervotes	33			17	15	1	0	0
Contest Totals	1,819			613	1,149	57	0	0

Commissioner of Agriculture

Vote For 1

	TOTAL	VOTE %		Election Day	Early Voting	Ballot By Mail	Provisional Ballots	Limited Ballots
REP Sid Miller	857	48.25%	<div><div></div></div>	306	529	22	0	0
DEM Susan Hays	919	51.75%	<div><div></div></div>	289	597	33	0	0
Total Votes Cast	1,776	100.00%	<div><div></div></div>	595	1,126	55	0	0
Overvotes	0			0	0	0	0	0
Undervotes	43			18	23	2	0	0
Contest Totals	1,819			613	1,149	57	0	0

Railroad Commissioner

Vote For 1

	TOTAL	VOTE %		Election Day	Early Voting	Ballot By Mail	Provisional Ballots	Limited Ballots
REP Wayne Christian	848	47.53%	<div><div></div></div>	308	518	22	0	0
DEM Luke Warford	880	49.33%	<div><div></div></div>	265	581	34	0	0
LIB Jaime Andres Diez	38	2.13%	<div><div></div></div>	16	22	0	0	0
GRN Hunter Wayne Crow	18	1.01%	<div><div></div></div>	8	10	0	0	0
Total Votes Cast	1,784	100.00%	<div><div></div></div>	597	1,131	56	0	0
Overvotes	0			0	0	0	0	0
Undervotes	35			16	18	1	0	0
Contest Totals	1,819			613	1,149	57	0	0

PCT 225

Justice, Supreme Court, Place 3

Vote For 1

	TOTAL	VOTE %		Election Day	Early Voting	Ballot By Mail	Provisional Ballots	Limited Ballots
REP Debra Lehrmann	839	47.11%	<div><div></div></div>	305	513	21	0	0
DEM Erin A. Nowell	918	51.54%	<div><div></div></div>	283	601	34	0	0
LIB Thomas Edward Oxford	24	1.35%	<div><div></div></div>	5	19	0	0	0
Total Votes Cast	1,781	100.00%	<div><div></div></div>	593	1,133	55	0	0
Overvotes	0			0	0	0	0	0
Undervotes	38			20	16	2	0	0
Contest Totals	1,819			613	1,149	57	0	0

Justice, Supreme Court, Place 5

Vote For 1

	TOTAL	VOTE %		Election Day	Early Voting	Ballot By Mail	Provisional Ballots	Limited Ballots
REP Rebeca Huddle	860	48.26%	<div><div></div></div>	308	529	23	0	0
DEM Amanda Reichel	922	51.74%	<div><div></div></div>	287	602	33	0	0
Total Votes Cast	1,782	100.00%	<div><div></div></div>	595	1,131	56	0	0
Overvotes	0			0	0	0	0	0
Undervotes	37			18	18	1	0	0
Contest Totals	1,819			613	1,149	57	0	0

Justice, Supreme Court, Place 9

Vote For 1

	TOTAL	VOTE %		Election Day	Early Voting	Ballot By Mail	Provisional Ballots	Limited Ballots
REP Evan Young	843	47.39%	<div><div></div></div>	308	512	23	0	0
DEM Julia Maldonado	936	52.61%	<div><div></div></div>	286	617	33	0	0
Total Votes Cast	1,779	100.00%	<div><div></div></div>	594	1,129	56	0	0
Overvotes	0			0	0	0	0	0
Undervotes	40			19	20	1	0	0
Contest Totals	1,819			613	1,149	57	0	0

Judge, Court of Criminal Appeals, Place 5

Vote For 1

	TOTAL	VOTE %		Election Day	Early Voting	Ballot By Mail	Provisional Ballots	Limited Ballots
REP Scott Walker	843	47.44%	<div><div></div></div>	310	511	22	0	0
DEM Dana Huffman	934	52.56%	<div><div></div></div>	284	616	34	0	0
Total Votes Cast	1,777	100.00%	<div><div></div></div>	594	1,127	56	0	0
Overvotes	0			0	0	0	0	0
Undervotes	42			19	22	1	0	0
Contest Totals	1,819			613	1,149	57	0	0

PCT 225

Judge, Court of Criminal Appeals, Place 6

Vote For 1

	TOTAL	VOTE %		Election Day	Early Voting	Ballot By Mail	Provisional Ballots	Limited Ballots
REP Jesse F. McClure, III	856	48.31%	<div><div></div></div>	311	522	23	0	0
DEM Robert Johnson	916	51.69%	<div><div></div></div>	280	603	33	0	0
Total Votes Cast	1,772	100.00%	<div><div></div></div>	591	1,125	56	0	0
Overvotes	0			0	0	0	0	0
Undervotes	47			22	24	1	0	0
Contest Totals	1,819			613	1,149	57	0	0

Member, State Board of Education, District 12 CCD

Vote For 1

	TOTAL	VOTE %		Election Day	Early Voting	Ballot By Mail	Provisional Ballots	Limited Ballots
REP Pam Little	848	47.67%	<div><div></div></div>	311	514	23	0	0
DEM Alex Cornwallis	893	50.20%	<div><div></div></div>	270	590	33	0	0
LIB Christy Mowrey	37	2.08%	<div><div></div></div>	14	23	0	0	0
Write-In Totals	1	0.06%	<div><div></div></div>	0	1	0	0	0
Total Votes Cast	1,779	100.00%	<div><div></div></div>	595	1,128	56	0	0
Overvotes	0			0	0	0	0	0
Undervotes	40			18	21	1	0	0
Contest Totals	1,819			613	1,149	57	0	0

State Representative, District 61

Vote For 1

	TOTAL	VOTE %		Election Day	Early Voting	Ballot By Mail	Provisional Ballots	Limited Ballots
REP Frederick Frazier	859	48.34%	<div><div></div></div>	314	523	22	0	0
DEM Sheena King	918	51.66%	<div><div></div></div>	278	606	34	0	0
Total Votes Cast	1,777	100.00%	<div><div></div></div>	592	1,129	56	0	0
Overvotes	0			0	0	0	0	0
Undervotes	42			21	20	1	0	0
Contest Totals	1,819			613	1,149	57	0	0

Justice, 5th Court of Appeals District, Place 4

Vote For 1

	TOTAL	VOTE %		Election Day	Early Voting	Ballot By Mail	Provisional Ballots	Limited Ballots
REP Emily A. Miskel	854	48.19%	<div><div></div></div>	310	521	23	0	0
DEM Maricela Moore	918	51.81%	<div><div></div></div>	282	603	33	0	0
Total Votes Cast	1,772	100.00%	<div><div></div></div>	592	1,124	56	0	0
Overvotes	0			0	0	0	0	0
Undervotes	47			21	25	1	0	0
Contest Totals	1,819			613	1,149	57	0	0

PCT 225

Justice, 5th Court of Appeals District, Place 7

Vote For 1

	TOTAL	VOTE %		Election Day	Early Voting	Ballot By Mail	Provisional Ballots	Limited Ballots
REP Kristina Williams	846	47.66%	<div><div></div></div>	310	514	22	0	0
DEM Nancy Kennedy	929	52.34%	<div><div></div></div>	282	613	34	0	0
Total Votes Cast	1,775	100.00%	<div><div></div></div>	592	1,127	56	0	0
Overvotes	0			0	0	0	0	0
Undervotes	44			21	22	1	0	0
Contest Totals	1,819			613	1,149	57	0	0

County Judge CCD

Vote For 1

	TOTAL	VOTE %		Election Day	Early Voting	Ballot By Mail	Provisional Ballots	Limited Ballots
REP Chris Hill	849	47.70%	<div><div></div></div>	314	513	22	0	0
DEM Joshua Murray	931	52.30%	<div><div></div></div>	279	618	34	0	0
Total Votes Cast	1,780	100.00%	<div><div></div></div>	593	1,131	56	0	0
Overvotes	0			0	0	0	0	0
Undervotes	39			20	18	1	0	0
Contest Totals	1,819			613	1,149	57	0	0

District Clerk CCD

Vote For 1

	TOTAL	VOTE %		Election Day	Early Voting	Ballot By Mail	Provisional Ballots	Limited Ballots
REP Mike Gould	854	48.19%	<div><div></div></div>	305	527	22	0	0
DEM David Brignac	918	51.81%	<div><div></div></div>	285	599	34	0	0
Total Votes Cast	1,772	100.00%	<div><div></div></div>	590	1,126	56	0	0
Overvotes	0			0	0	0	0	0
Undervotes	47			23	23	1	0	0
Contest Totals	1,819			613	1,149	57	0	0

Justice of the Peace, Precinct 4

Vote For 1

	TOTAL	VOTE %		Election Day	Early Voting	Ballot By Mail	Provisional Ballots	Limited Ballots
REP Vincent Venegoni	852	48.11%	<div><div></div></div>	312	517	23	0	0
DEM Adam Kern	919	51.89%	<div><div></div></div>	278	608	33	0	0
Total Votes Cast	1,771	100.00%	<div><div></div></div>	590	1,125	56	0	0
Overvotes	0			0	0	0	0	0
Undervotes	48			23	24	1	0	0
Contest Totals	1,819			613	1,149	57	0	0

PCT 226

U. S. Representative, District 4

Vote For 1

	TOTAL	VOTE %		Election Day	Early Voting	Ballot By Mail	Provisional Ballots	Limited Ballots
REP Pat Fallon	1,070	48.53%	<div><div></div></div>	287	741	36	6	0
DEM Iro Omere	1,075	48.75%	<div><div></div></div>	265	786	23	1	0
LIB John Simmons	60	2.72%	<div><div></div></div>	20	40	0	0	0
Total Votes Cast	2,205	100.00%	<div><div></div></div>	572	1,567	59	7	0
Overvotes	0			0	0	0	0	0
Undervotes	45			16	29	0	0	0
Contest Totals	2,250			588	1,596	59	7	0

Governor

Vote For 1

	TOTAL	VOTE %		Election Day	Early Voting	Ballot By Mail	Provisional Ballots	Limited Ballots
REP Greg Abbott	1,081	48.15%	<div><div></div></div>	291	749	35	6	0
DEM Beto O'Rourke	1,135	50.56%	<div><div></div></div>	286	824	24	1	0
LIB Mark Tippetts	23	1.02%	<div><div></div></div>	6	17	0	0	0
GRN Delilah Barrios	5	0.22%	<div><div></div></div>	3	2	0	0	0
Write-In Totals	1	0.04%	<div><div></div></div>	1	0	0	0	0
Total Votes Cast	2,245	100.00%	<div><div></div></div>	587	1,592	59	7	0
Overvotes	0			0	0	0	0	0
Undervotes	5			1	4	0	0	0
Contest Totals	2,250			588	1,596	59	7	0

Lieutenant Governor

Vote For 1

	TOTAL	VOTE %		Election Day	Early Voting	Ballot By Mail	Provisional Ballots	Limited Ballots
REP Dan Patrick	1,046	47.07%	<div><div></div></div>	285	723	32	6	0
DEM Mike Collier	1,115	50.18%	<div><div></div></div>	267	820	27	1	0
LIB Shanna Steele	61	2.75%	<div><div></div></div>	23	38	0	0	0
Total Votes Cast	2,222	100.00%	<div><div></div></div>	575	1,581	59	7	0
Overvotes	0			0	0	0	0	0
Undervotes	28			13	15	0	0	0
Contest Totals	2,250			588	1,596	59	7	0

Attorney General

Vote For 1

	TOTAL	VOTE %		Election Day	Early Voting	Ballot By Mail	Provisional Ballots	Limited Ballots
REP Ken Paxton	1,035	46.73%	<div><div></div></div>	286	711	32	6	0
DEM Rochelle Mercedes Garza	1,110	50.11%	<div><div></div></div>	274	810	25	1	0
LIB Mark Ash	70	3.16%	<div><div></div></div>	17	52	1	0	0
Total Votes Cast	2,215	100.00%	<div><div></div></div>	577	1,573	58	7	0
Overvotes	0			0	0	0	0	0
Undervotes	35			11	23	1	0	0
Contest Totals	2,250			588	1,596	59	7	0

PCT 226

Comptroller of Public Accounts

Vote For 1

	TOTAL	VOTE %		Election Day	Early Voting	Ballot By Mail	Provisional Ballots	Limited Ballots
REP Glenn Hegar	1,100	50.05%	<div><div></div></div>	294	764	36	6	0
DEM Janet T. Dudding	1,046	47.59%	<div><div></div></div>	257	767	21	1	0
LIB V. Alonzo Echevarria-Garza	52	2.37%	<div><div></div></div>	18	33	1	0	0
Total Votes Cast	2,198	100.00%	<div><div></div></div>	569	1,564	58	7	0
Overvotes	0			0	0	0	0	0
Undervotes	52			19	32	1	0	0
Contest Totals	2,250			588	1,596	59	7	0

Commissioner of the General Land Office

Vote For 1

	TOTAL	VOTE %		Election Day	Early Voting	Ballot By Mail	Provisional Ballots	Limited Ballots
REP Dawn Buckingham	1,093	49.80%	<div><div></div></div>	290	764	35	4	0
DEM Jay Kleberg	1,064	48.47%	<div><div></div></div>	261	777	23	3	0
GRN Alfred Molison, Jr	38	1.73%	<div><div></div></div>	17	21	0	0	0
Write-In Totals	0	0.00%	<div><div></div></div>	0	0	0	0	0
Total Votes Cast	2,195	100.00%	<div><div></div></div>	568	1,562	58	7	0
Overvotes	0			0	0	0	0	0
Undervotes	55			20	34	1	0	0
Contest Totals	2,250			588	1,596	59	7	0

Commissioner of Agriculture

Vote For 1

	TOTAL	VOTE %		Election Day	Early Voting	Ballot By Mail	Provisional Ballots	Limited Ballots
REP Sid Miller	1,097	50.07%	<div><div></div></div>	290	767	34	6	0
DEM Susan Hays	1,094	49.93%	<div><div></div></div>	276	793	24	1	0
Total Votes Cast	2,191	100.00%	<div><div></div></div>	566	1,560	58	7	0
Overvotes	0			0	0	0	0	0
Undervotes	59			22	36	1	0	0
Contest Totals	2,250			588	1,596	59	7	0

Railroad Commissioner

Vote For 1

	TOTAL	VOTE %		Election Day	Early Voting	Ballot By Mail	Provisional Ballots	Limited Ballots
REP Wayne Christian	1,065	48.56%	<div><div></div></div>	280	745	34	6	0
DEM Luke Warford	1,036	47.24%	<div><div></div></div>	252	761	22	1	0
LIB Jaime Andres Diez	63	2.87%	<div><div></div></div>	25	38	0	0	0
GRN Hunter Wayne Crow	29	1.32%	<div><div></div></div>	10	18	1	0	0
Total Votes Cast	2,193	100.00%	<div><div></div></div>	567	1,562	57	7	0
Overvotes	0			0	0	0	0	0
Undervotes	57			21	34	2	0	0
Contest Totals	2,250			588	1,596	59	7	0

PCT 226

Justice, Supreme Court, Place 3

Vote For 1

	TOTAL	VOTE %		Election Day	Early Voting	Ballot By Mail	Provisional Ballots	Limited Ballots
REP Debra Lehrmann	1,067	48.90%	<div><div></div></div>	284	741	36	6	0
DEM Erin A. Nowell	1,061	48.63%	<div><div></div></div>	264	774	22	1	0
LIB Thomas Edward Oxford	54	2.47%	<div><div></div></div>	20	34	0	0	0
Total Votes Cast	2,182	100.00%	<div><div></div></div>	568	1,549	58	7	0
Overvotes	0			0	0	0	0	0
Undervotes	68			20	47	1	0	0
Contest Totals	2,250			588	1,596	59	7	0

Justice, Supreme Court, Place 5

Vote For 1

	TOTAL	VOTE %		Election Day	Early Voting	Ballot By Mail	Provisional Ballots	Limited Ballots
REP Rebeca Huddle	1,086	50.00%	<div><div></div></div>	288	756	36	6	0
DEM Amanda Reichel	1,086	50.00%	<div><div></div></div>	277	786	22	1	0
Total Votes Cast	2,172	100.00%	<div><div></div></div>	565	1,542	58	7	0
Overvotes	0			0	0	0	0	0
Undervotes	78			23	54	1	0	0
Contest Totals	2,250			588	1,596	59	7	0

Justice, Supreme Court, Place 9

Vote For 1

	TOTAL	VOTE %		Election Day	Early Voting	Ballot By Mail	Provisional Ballots	Limited Ballots
REP Evan Young	1,086	49.91%	<div><div></div></div>	293	753	34	6	0
DEM Julia Maldonado	1,090	50.09%	<div><div></div></div>	272	793	24	1	0
Total Votes Cast	2,176	100.00%	<div><div></div></div>	565	1,546	58	7	0
Overvotes	0			0	0	0	0	0
Undervotes	74			23	50	1	0	0
Contest Totals	2,250			588	1,596	59	7	0

Judge, Court of Criminal Appeals, Place 5

Vote For 1

	TOTAL	VOTE %		Election Day	Early Voting	Ballot By Mail	Provisional Ballots	Limited Ballots
REP Scott Walker	1,074	49.40%	<div><div></div></div>	285	749	34	6	0
DEM Dana Huffman	1,100	50.60%	<div><div></div></div>	278	797	24	1	0
Total Votes Cast	2,174	100.00%	<div><div></div></div>	563	1,546	58	7	0
Overvotes	0			0	0	0	0	0
Undervotes	76			25	50	1	0	0
Contest Totals	2,250			588	1,596	59	7	0

PCT 226

Judge, Court of Criminal Appeals, Place 6

Vote For 1

	TOTAL	VOTE %		Election Day	Early Voting	Ballot By Mail	Provisional Ballots	Limited Ballots
REP Jesse F. McClure, III	1,070	49.49%	<div><div></div></div>	289	740	35	6	0
DEM Robert Johnson	1,092	50.51%	<div><div></div></div>	273	796	22	1	0
Total Votes Cast	2,162	100.00%	<div><div></div></div>	562	1,536	57	7	0
Overvotes	0			0	0	0	0	0
Undervotes	88			26	60	2	0	0
Contest Totals	2,250			588	1,596	59	7	0

Member, State Board of Education, District 12 CCD

Vote For 1

	TOTAL	VOTE %		Election Day	Early Voting	Ballot By Mail	Provisional Ballots	Limited Ballots
REP Pam Little	1,051	48.46%	<div><div></div></div>	281	729	35	6	0
DEM Alex Cornwallis	1,044	48.13%	<div><div></div></div>	256	767	20	1	0
LIB Christy Mowrey	72	3.32%	<div><div></div></div>	27	44	1	0	0
Write-In Totals	2	0.09%	<div><div></div></div>	0	2	0	0	0
Total Votes Cast	2,169	100.00%	<div><div></div></div>	564	1,542	56	7	0
Overvotes	0			0	0	0	0	0
Undervotes	81			24	54	3	0	0
Contest Totals	2,250			588	1,596	59	7	0

State Senator, District 8

Vote For 1

	TOTAL	VOTE %		Election Day	Early Voting	Ballot By Mail	Provisional Ballots	Limited Ballots
REP Angela Paxton	1,038	47.44%	<div><div></div></div>	283	716	33	6	0
DEM Jonathan Cocks	1,094	50.00%	<div><div></div></div>	268	801	24	1	0
LIB Edward Kless	56	2.56%	<div><div></div></div>	15	41	0	0	0
Total Votes Cast	2,188	100.00%	<div><div></div></div>	566	1,558	57	7	0
Overvotes	0			0	0	0	0	0
Undervotes	62			22	38	2	0	0
Contest Totals	2,250			588	1,596	59	7	0

State Representative, District 61

Vote For 1

	TOTAL	VOTE %		Election Day	Early Voting	Ballot By Mail	Provisional Ballots	Limited Ballots
REP Frederick Frazier	1,091	49.84%	<div><div></div></div>	293	758	34	6	0
DEM Sheena King	1,098	50.16%	<div><div></div></div>	275	799	23	1	0
Total Votes Cast	2,189	100.00%	<div><div></div></div>	568	1,557	57	7	0
Overvotes	0			0	0	0	0	0
Undervotes	61			20	39	2	0	0
Contest Totals	2,250			588	1,596	59	7	0

PCT 226

Justice, 5th Court of Appeals District, Place 4

Vote For 1

	TOTAL	VOTE %		Election Day	Early Voting	Ballot By Mail	Provisional Ballots	Limited Ballots
REP Emily A. Miskel	1,084	50.19%	<div><div></div></div>	294	749	35	6	0
DEM Maricela Moore	1,076	49.81%	<div><div></div></div>	269	785	21	1	0
Total Votes Cast	2,160	100.00%	<div><div></div></div>	563	1,534	56	7	0
Overvotes	0			0	0	0	0	0
Undervotes	90			25	62	3	0	0
Contest Totals	2,250			588	1,596	59	7	0

Justice, 5th Court of Appeals District, Place 7

Vote For 1

	TOTAL	VOTE %		Election Day	Early Voting	Ballot By Mail	Provisional Ballots	Limited Ballots
REP Kristina Williams	1,072	49.63%	<div><div></div></div>	281	750	35	6	0
DEM Nancy Kennedy	1,088	50.37%	<div><div></div></div>	279	787	21	1	0
Total Votes Cast	2,160	100.00%	<div><div></div></div>	560	1,537	56	7	0
Overvotes	0			0	0	0	0	0
Undervotes	90			28	59	3	0	0
Contest Totals	2,250			588	1,596	59	7	0

County Judge CCD

Vote For 1

	TOTAL	VOTE %		Election Day	Early Voting	Ballot By Mail	Provisional Ballots	Limited Ballots
REP Chris Hill	1,085	49.77%	<div><div></div></div>	291	753	35	6	0
DEM Joshua Murray	1,095	50.23%	<div><div></div></div>	276	797	21	1	0
Total Votes Cast	2,180	100.00%	<div><div></div></div>	567	1,550	56	7	0
Overvotes	0			0	0	0	0	0
Undervotes	70			21	46	3	0	0
Contest Totals	2,250			588	1,596	59	7	0

District Clerk CCD

Vote For 1

	TOTAL	VOTE %		Election Day	Early Voting	Ballot By Mail	Provisional Ballots	Limited Ballots
REP Mike Gould	1,087	50.28%	<div><div></div></div>	291	756	34	6	0
DEM David Brignac	1,075	49.72%	<div><div></div></div>	267	784	23	1	0
Total Votes Cast	2,162	100.00%	<div><div></div></div>	558	1,540	57	7	0
Overvotes	0			0	0	0	0	0
Undervotes	88			30	56	2	0	0
Contest Totals	2,250			588	1,596	59	7	0

PCT 226

Justice of the Peace, Precinct 4

Vote For 1

	TOTAL	VOTE %		Election Day	Early Voting	Ballot By Mail	Provision al Ballots	Limited Ballots
REP Vincent Venegoni	1,080	50.14%	<div><div></div></div>	288	752	34	6	0
DEM Adam Kern	1,074	49.86%	<div><div></div></div>	265	787	21	1	0
Total Votes Cast	2,154	100.00%	<div><div></div></div>	553	1,539	55	7	0
Overvotes	0			0	0	0	0	0
Undervotes	96			35	57	4	0	0
Contest Totals	2,250			588	1,596	59	7	0

PCT 227

U. S. Representative District 3

Vote For 1

	TOTAL	VOTE %		Election Day	Early Voting	Ballot By Mail	Provisional Ballots	Limited Ballots
REP Keith Self	1,169	52.12%	<div><div></div></div>	319	820	30	0	0
DEM Sandeep Srivastava	1,000	44.58%	<div><div></div></div>	257	706	37	0	0
LIB Christopher Claytor	74	3.30%	<div><div></div></div>	22	52	0	0	0
Total Votes Cast	2,243	100.00%	<div><div></div></div>	598	1,578	67	0	0
Overvotes	0			0	0	0	0	0
Undervotes	42			13	27	2	0	0
Contest Totals	2,285			611	1,605	69	0	0

Governor

Vote For 1

	TOTAL	VOTE %		Election Day	Early Voting	Ballot By Mail	Provisional Ballots	Limited Ballots
REP Greg Abbott	1,147	50.37%	<div><div></div></div>	310	805	32	0	0
DEM Beto O'Rourke	1,091	47.91%	<div><div></div></div>	283	772	36	0	0
LIB Mark Tippetts	29	1.27%	<div><div></div></div>	8	21	0	0	0
GRN Delilah Barrios	6	0.26%	<div><div></div></div>	5	1	0	0	0
Write-In Totals	4	0.18%	<div><div></div></div>	3	0	1	0	0
Total Votes Cast	2,277	100.00%	<div><div></div></div>	609	1,599	69	0	0
Overvotes	0			0	0	0	0	0
Undervotes	8			2	6	0	0	0
Contest Totals	2,285			611	1,605	69	0	0

Lieutenant Governor

Vote For 1

	TOTAL	VOTE %		Election Day	Early Voting	Ballot By Mail	Provisional Ballots	Limited Ballots
REP Dan Patrick	1,094	48.64%	<div><div></div></div>	296	767	31	0	0
DEM Mike Collier	1,079	47.98%	<div><div></div></div>	273	768	38	0	0
LIB Shanna Steele	76	3.38%	<div><div></div></div>	26	50	0	0	0
Total Votes Cast	2,249	100.00%	<div><div></div></div>	595	1,585	69	0	0
Overvotes	0			0	0	0	0	0
Undervotes	36			16	20	0	0	0
Contest Totals	2,285			611	1,605	69	0	0

Attorney General

Vote For 1

	TOTAL	VOTE %		Election Day	Early Voting	Ballot By Mail	Provisional Ballots	Limited Ballots
REP Ken Paxton	1,077	48.08%	<div><div></div></div>	293	755	29	0	0
DEM Rochelle Mercedes Garza	1,067	47.63%	<div><div></div></div>	275	756	36	0	0
LIB Mark Ash	96	4.29%	<div><div></div></div>	27	68	1	0	0
Total Votes Cast	2,240	100.00%	<div><div></div></div>	595	1,579	66	0	0
Overvotes	0			0	0	0	0	0
Undervotes	45			16	26	3	0	0
Contest Totals	2,285			611	1,605	69	0	0

PCT 227

Comptroller of Public Accounts

Vote For 1

	TOTAL	VOTE %		Election Day	Early Voting	Ballot By Mail	Provisional Ballots	Limited Ballots
REP Glenn Hegar	1,202	53.83%	<div><div></div></div>	321	849	32	0	0
DEM Janet T. Dudding	981	43.93%	<div><div></div></div>	251	694	36	0	0
LIB V. Alonzo Echevarria-Garza	50	2.24%	<div><div></div></div>	18	32	0	0	0
Total Votes Cast	2,233	100.00%	<div><div></div></div>	590	1,575	68	0	0
Overvotes	0			0	0	0	0	0
Undervotes	52			21	30	1	0	0
Contest Totals	2,285			611	1,605	69	0	0

Commissioner of the General Land Office

Vote For 1

	TOTAL	VOTE %		Election Day	Early Voting	Ballot By Mail	Provisional Ballots	Limited Ballots
REP Dawn Buckingham	1,184	53.41%	<div><div></div></div>	325	827	32	0	0
DEM Jay Kleberg	996	44.93%	<div><div></div></div>	250	712	34	0	0
GRN Alfred Molison, Jr	36	1.62%	<div><div></div></div>	14	22	0	0	0
Write-In Totals	1	0.05%	<div><div></div></div>	0	1	0	0	0
Total Votes Cast	2,217	100.00%	<div><div></div></div>	589	1,562	66	0	0
Overvotes	0			0	0	0	0	0
Undervotes	68			22	43	3	0	0
Contest Totals	2,285			611	1,605	69	0	0

Commissioner of Agriculture

Vote For 1

	TOTAL	VOTE %		Election Day	Early Voting	Ballot By Mail	Provisional Ballots	Limited Ballots
REP Sid Miller	1,195	53.83%	<div><div></div></div>	325	839	31	0	0
DEM Susan Hays	1,025	46.17%	<div><div></div></div>	264	725	36	0	0
Total Votes Cast	2,220	100.00%	<div><div></div></div>	589	1,564	67	0	0
Overvotes	0			0	0	0	0	0
Undervotes	65			22	41	2	0	0
Contest Totals	2,285			611	1,605	69	0	0

Railroad Commissioner

Vote For 1

	TOTAL	VOTE %		Election Day	Early Voting	Ballot By Mail	Provisional Ballots	Limited Ballots
REP Wayne Christian	1,153	51.84%	<div><div></div></div>	313	810	30	0	0
DEM Luke Warford	976	43.88%	<div><div></div></div>	247	695	34	0	0
LIB Jaime Andres Diez	72	3.24%	<div><div></div></div>	24	47	1	0	0
GRN Hunter Wayne Crow	23	1.03%	<div><div></div></div>	6	17	0	0	0
Total Votes Cast	2,224	100.00%	<div><div></div></div>	590	1,569	65	0	0
Overvotes	0			0	0	0	0	0
Undervotes	61			21	36	4	0	0
Contest Totals	2,285			611	1,605	69	0	0

PCT 227

Justice, Supreme Court, Place 3

Vote For 1

	TOTAL	VOTE %		Election Day	Early Voting	Ballot By Mail	Provisional Ballots	Limited Ballots
REP Debra Lehrmann	1,165	52.38%	<div><div></div></div>	312	824	29	0	0
DEM Erin A. Nowell	1,004	45.14%	<div><div></div></div>	260	708	36	0	0
LIB Thomas Edward Oxford	55	2.47%	<div><div></div></div>	19	36	0	0	0
Total Votes Cast	2,224	100.00%	<div><div></div></div>	591	1,568	65	0	0
Overvotes	0			0	0	0	0	0
Undervotes	61			20	37	4	0	0
Contest Totals	2,285			611	1,605	69	0	0

Justice, Supreme Court, Place 5

Vote For 1

	TOTAL	VOTE %		Election Day	Early Voting	Ballot By Mail	Provisional Ballots	Limited Ballots
REP Rebeca Huddle	1,173	52.89%	<div><div></div></div>	313	832	28	0	0
DEM Amanda Reichel	1,045	47.11%	<div><div></div></div>	278	731	36	0	0
Total Votes Cast	2,218	100.00%	<div><div></div></div>	591	1,563	64	0	0
Overvotes	0			0	0	0	0	0
Undervotes	67			20	42	5	0	0
Contest Totals	2,285			611	1,605	69	0	0

Justice, Supreme Court, Place 9

Vote For 1

	TOTAL	VOTE %		Election Day	Early Voting	Ballot By Mail	Provisional Ballots	Limited Ballots
REP Evan Young	1,180	53.23%	<div><div></div></div>	316	834	30	0	0
DEM Julia Maldonado	1,037	46.77%	<div><div></div></div>	275	727	35	0	0
Total Votes Cast	2,217	100.00%	<div><div></div></div>	591	1,561	65	0	0
Overvotes	0			0	0	0	0	0
Undervotes	68			20	44	4	0	0
Contest Totals	2,285			611	1,605	69	0	0

Judge, Court of Criminal Appeals, Place 5

Vote For 1

	TOTAL	VOTE %		Election Day	Early Voting	Ballot By Mail	Provisional Ballots	Limited Ballots
REP Scott Walker	1,168	52.92%	<div><div></div></div>	309	828	31	0	0
DEM Dana Huffman	1,039	47.08%	<div><div></div></div>	278	726	35	0	0
Total Votes Cast	2,207	100.00%	<div><div></div></div>	587	1,554	66	0	0
Overvotes	0			0	0	0	0	0
Undervotes	78			24	51	3	0	0
Contest Totals	2,285			611	1,605	69	0	0

PCT 227

Judge, Court of Criminal Appeals, Place 6

Vote For 1

	TOTAL	VOTE %		Election Day	Early Voting	Ballot By Mail	Provisional Ballots	Limited Ballots
REP Jesse F. McClure, III	1,175	53.41%	<div><div></div></div>	315	831	29	0	0
DEM Robert Johnson	1,025	46.59%	<div><div></div></div>	271	718	36	0	0
Total Votes Cast	2,200	100.00%	<div><div></div></div>	586	1,549	65	0	0
Overvotes	0			0	0	0	0	0
Undervotes	85			25	56	4	0	0
Contest Totals	2,285			611	1,605	69	0	0

Member, State Board of Education, District 12 CCD

Vote For 1

	TOTAL	VOTE %		Election Day	Early Voting	Ballot By Mail	Provisional Ballots	Limited Ballots
REP Pam Little	1,150	51.94%	<div><div></div></div>	309	812	29	0	0
DEM Alex Cornwallis	985	44.49%	<div><div></div></div>	252	697	36	0	0
LIB Christy Mowrey	79	3.57%	<div><div></div></div>	28	51	0	0	0
Write-In Totals	0	0.00%	<div><div></div></div>	0	0	0	0	0
Total Votes Cast	2,214	100.00%	<div><div></div></div>	589	1,560	65	0	0
Overvotes	0			0	0	0	0	0
Undervotes	71			22	45	4	0	0
Contest Totals	2,285			611	1,605	69	0	0

State Senator, District 8

Vote For 1

	TOTAL	VOTE %		Election Day	Early Voting	Ballot By Mail	Provisional Ballots	Limited Ballots
REP Angela Paxton	1,102	49.77%	<div><div></div></div>	303	770	29	0	0
DEM Jonathan Cocks	1,004	45.35%	<div><div></div></div>	250	718	36	0	0
LIB Edward Kless	108	4.88%	<div><div></div></div>	36	72	0	0	0
Total Votes Cast	2,214	100.00%	<div><div></div></div>	589	1,560	65	0	0
Overvotes	0			0	0	0	0	0
Undervotes	71			22	45	4	0	0
Contest Totals	2,285			611	1,605	69	0	0

Justice, 5th Court of Appeals District, Place 4

Vote For 1

	TOTAL	VOTE %		Election Day	Early Voting	Ballot By Mail	Provisional Ballots	Limited Ballots
REP Emily A. Miskel	1,176	53.58%	<div><div></div></div>	312	833	31	0	0
DEM Maricela Moore	1,019	46.42%	<div><div></div></div>	272	713	34	0	0
Total Votes Cast	2,195	100.00%	<div><div></div></div>	584	1,546	65	0	0
Overvotes	0			0	0	0	0	0
Undervotes	90			27	59	4	0	0
Contest Totals	2,285			611	1,605	69	0	0

PCT 227

Justice, 5th Court of Appeals District, Place 7

Vote For 1

	TOTAL	VOTE %		Election Day	Early Voting	Ballot By Mail	Provisional Ballots	Limited Ballots
REP Kristina Williams	1,158	52.71%	<div><div></div></div>	311	819	28	0	0
DEM Nancy Kennedy	1,039	47.29%	<div><div></div></div>	275	726	38	0	0
Total Votes Cast	2,197	100.00%	<div><div></div></div>	586	1,545	66	0	0
Overvotes	0			0	0	0	0	0
Undervotes	88			25	60	3	0	0
Contest Totals	2,285			611	1,605	69	0	0

County Judge CCD

Vote For 1

	TOTAL	VOTE %		Election Day	Early Voting	Ballot By Mail	Provisional Ballots	Limited Ballots
REP Chris Hill	1,165	52.55%	<div><div></div></div>	314	821	30	0	0
DEM Joshua Murray	1,052	47.45%	<div><div></div></div>	275	740	37	0	0
Total Votes Cast	2,217	100.00%	<div><div></div></div>	589	1,561	67	0	0
Overvotes	0			0	0	0	0	0
Undervotes	68			22	44	2	0	0
Contest Totals	2,285			611	1,605	69	0	0

District Clerk CCD

Vote For 1

	TOTAL	VOTE %		Election Day	Early Voting	Ballot By Mail	Provisional Ballots	Limited Ballots
REP Mike Gould	1,187	54.15%	<div><div></div></div>	313	842	32	0	0
DEM David Brignac	1,005	45.85%	<div><div></div></div>	269	702	34	0	0
Total Votes Cast	2,192	100.00%	<div><div></div></div>	582	1,544	66	0	0
Overvotes	0			0	0	0	0	0
Undervotes	93			29	61	3	0	0
Contest Totals	2,285			611	1,605	69	0	0

Justice of the Peace, Precinct 3

Vote For 1

	TOTAL	VOTE %		Election Day	Early Voting	Ballot By Mail	Provisional Ballots	Limited Ballots
REP Mike Missildine	1,179	53.86%	<div><div></div></div>	311	837	31	0	0
DEM Irvin Lynn Barrett	1,010	46.14%	<div><div></div></div>	274	702	34	0	0
Total Votes Cast	2,189	100.00%	<div><div></div></div>	585	1,539	65	0	0
Overvotes	0			0	0	0	0	0
Undervotes	96			26	66	4	0	0
Contest Totals	2,285			611	1,605	69	0	0

PCT 228

U. S. Representative District 3

Vote For 1

	TOTAL	VOTE %		Election Day	Early Voting	Ballot By Mail	Provisional Ballots	Limited Ballots
REP Keith Self	1,031	48.49%	<div><div></div></div>	413	597	19	2	0
DEM Sandeep Srivastava	1,024	48.17%	<div><div></div></div>	350	662	12	0	0
LIB Christopher Claytor	71	3.34%	<div><div></div></div>	31	37	3	0	0
Total Votes Cast	2,126	100.00%	<div><div></div></div>	794	1,296	34	2	0
Overvotes	0			0	0	0	0	0
Undervotes	29			12	17	0	0	0
Contest Totals	2,155			806	1,313	34	2	0

Governor

Vote For 1

	TOTAL	VOTE %		Election Day	Early Voting	Ballot By Mail	Provisional Ballots	Limited Ballots
REP Greg Abbott	1,036	48.25%	<div><div></div></div>	411	606	17	2	0
DEM Beto O'Rourke	1,078	50.21%	<div><div></div></div>	374	689	15	0	0
LIB Mark Tippetts	24	1.12%	<div><div></div></div>	16	8	0	0	0
GRN Delilah Barrios	8	0.37%	<div><div></div></div>	3	5	0	0	0
Write-In Totals	1	0.05%	<div><div></div></div>	1	0	0	0	0
Total Votes Cast	2,147	100.00%	<div><div></div></div>	805	1,308	32	2	0
Overvotes	1			0	0	1	0	0
Undervotes	7			1	5	1	0	0
Contest Totals	2,155			806	1,313	34	2	0

Lieutenant Governor

Vote For 1

	TOTAL	VOTE %		Election Day	Early Voting	Ballot By Mail	Provisional Ballots	Limited Ballots
REP Dan Patrick	1,027	48.35%	<div><div></div></div>	407	602	16	2	0
DEM Mike Collier	1,023	48.16%	<div><div></div></div>	351	660	12	0	0
LIB Shanna Steele	74	3.48%	<div><div></div></div>	34	35	5	0	0
Total Votes Cast	2,124	100.00%	<div><div></div></div>	792	1,297	33	2	0
Overvotes	0			0	0	0	0	0
Undervotes	31			14	16	1	0	0
Contest Totals	2,155			806	1,313	34	2	0

Attorney General

Vote For 1

	TOTAL	VOTE %		Election Day	Early Voting	Ballot By Mail	Provisional Ballots	Limited Ballots
REP Ken Paxton	1,022	48.21%	<div><div></div></div>	410	595	15	2	0
DEM Rochelle Mercedes Garza	1,038	48.96%	<div><div></div></div>	353	670	15	0	0
LIB Mark Ash	60	2.83%	<div><div></div></div>	31	25	4	0	0
Total Votes Cast	2,120	100.00%	<div><div></div></div>	794	1,290	34	2	0
Overvotes	0			0	0	0	0	0
Undervotes	35			12	23	0	0	0
Contest Totals	2,155			806	1,313	34	2	0

PCT 228

Comptroller of Public Accounts

Vote For 1

	TOTAL	VOTE %		Election Day	Early Voting	Ballot By Mail	Provisional Ballots	Limited Ballots
REP Glenn Hegar	1,053	49.95%	<div><div></div></div>	420	614	17	2	0
DEM Janet T. Dudding	994	47.15%	<div><div></div></div>	337	642	15	0	0
LIB V. Alonzo Echevarria-Garza	61	2.89%	<div><div></div></div>	30	30	1	0	0
Total Votes Cast	2,108	100.00%	<div><div></div></div>	787	1,286	33	2	0
Overvotes	0			0	0	0	0	0
Undervotes	47			19	27	1	0	0
Contest Totals	2,155			806	1,313	34	2	0

Commissioner of the General Land Office

Vote For 1

	TOTAL	VOTE %		Election Day	Early Voting	Ballot By Mail	Provisional Ballots	Limited Ballots
REP Dawn Buckingham	1,066	50.74%	<div><div></div></div>	427	618	19	2	0
DEM Jay Kleberg	1,005	47.83%	<div><div></div></div>	341	652	12	0	0
GRN Alfred Molison, Jr	30	1.43%	<div><div></div></div>	14	15	1	0	0
Write-In Totals	0	0.00%	<div><div></div></div>	0	0	0	0	0
Total Votes Cast	2,101	100.00%	<div><div></div></div>	782	1,285	32	2	0
Overvotes	0			0	0	0	0	0
Undervotes	54			24	28	2	0	0
Contest Totals	2,155			806	1,313	34	2	0

Commissioner of Agriculture

Vote For 1

	TOTAL	VOTE %		Election Day	Early Voting	Ballot By Mail	Provisional Ballots	Limited Ballots
REP Sid Miller	1,069	50.86%	<div><div></div></div>	427	623	17	2	0
DEM Susan Hays	1,033	49.14%	<div><div></div></div>	354	663	16	0	0
Total Votes Cast	2,102	100.00%	<div><div></div></div>	781	1,286	33	2	0
Overvotes	0			0	0	0	0	0
Undervotes	53			25	27	1	0	0
Contest Totals	2,155			806	1,313	34	2	0

Railroad Commissioner

Vote For 1

	TOTAL	VOTE %		Election Day	Early Voting	Ballot By Mail	Provisional Ballots	Limited Ballots
REP Wayne Christian	1,038	49.36%	<div><div></div></div>	418	601	17	2	0
DEM Luke Warford	981	46.65%	<div><div></div></div>	325	645	11	0	0
LIB Jaime Andres Diez	62	2.95%	<div><div></div></div>	33	28	1	0	0
GRN Hunter Wayne Crow	22	1.05%	<div><div></div></div>	9	11	2	0	0
Total Votes Cast	2,103	100.00%	<div><div></div></div>	785	1,285	31	2	0
Overvotes	0			0	0	0	0	0
Undervotes	52			21	28	3	0	0
Contest Totals	2,155			806	1,313	34	2	0

PCT 228

Justice, Supreme Court, Place 3

Vote For 1

	TOTAL	VOTE %		Election Day	Early Voting	Ballot By Mail	Provisional Ballots	Limited Ballots
REP Debra Lehrmann	1,030	48.91%	<div><div></div></div>	414	596	18	2	0
DEM Erin A. Nowell	1,023	48.58%	<div><div></div></div>	342	668	13	0	0
LIB Thomas Edward Oxford	53	2.52%	<div><div></div></div>	29	23	1	0	0
Total Votes Cast	2,106	100.00%	<div><div></div></div>	785	1,287	32	2	0
Overvotes	0			0	0	0	0	0
Undervotes	49			21	26	2	0	0
Contest Totals	2,155			806	1,313	34	2	0

Justice, Supreme Court, Place 5

Vote For 1

	TOTAL	VOTE %		Election Day	Early Voting	Ballot By Mail	Provisional Ballots	Limited Ballots
REP Rebeca Huddle	1,054	50.17%	<div><div></div></div>	425	609	18	2	0
DEM Amanda Reichel	1,047	49.83%	<div><div></div></div>	354	679	14	0	0
Total Votes Cast	2,101	100.00%	<div><div></div></div>	779	1,288	32	2	0
Overvotes	0			0	0	0	0	0
Undervotes	54			27	25	2	0	0
Contest Totals	2,155			806	1,313	34	2	0

Justice, Supreme Court, Place 9

Vote For 1

	TOTAL	VOTE %		Election Day	Early Voting	Ballot By Mail	Provisional Ballots	Limited Ballots
REP Evan Young	1,046	49.98%	<div><div></div></div>	419	608	17	2	0
DEM Julia Maldonado	1,047	50.02%	<div><div></div></div>	359	674	14	0	0
Total Votes Cast	2,093	100.00%	<div><div></div></div>	778	1,282	31	2	0
Overvotes	0			0	0	0	0	0
Undervotes	62			28	31	3	0	0
Contest Totals	2,155			806	1,313	34	2	0

Judge, Court of Criminal Appeals, Place 5

Vote For 1

	TOTAL	VOTE %		Election Day	Early Voting	Ballot By Mail	Provisional Ballots	Limited Ballots
REP Scott Walker	1,045	49.90%	<div><div></div></div>	417	608	18	2	0
DEM Dana Huffman	1,049	50.10%	<div><div></div></div>	359	677	13	0	0
Total Votes Cast	2,094	100.00%	<div><div></div></div>	776	1,285	31	2	0
Overvotes	0			0	0	0	0	0
Undervotes	61			30	28	3	0	0
Contest Totals	2,155			806	1,313	34	2	0

PCT 228

Judge, Court of Criminal Appeals, Place 6

Vote For 1

	TOTAL	VOTE %		Election Day	Early Voting	Ballot By Mail	Provisional Ballots	Limited Ballots
REP Jesse F. McClure, III	1,049	50.31%	<div><div></div></div>	428	603	16	2	0
DEM Robert Johnson	1,036	49.69%	<div><div></div></div>	348	674	14	0	0
Total Votes Cast	2,085	100.00%	<div><div></div></div>	776	1,277	30	2	0
Overvotes	0			0	0	0	0	0
Undervotes	70			30	36	4	0	0
Contest Totals	2,155			806	1,313	34	2	0

Member, State Board of Education, District 12 CCD

Vote For 1

	TOTAL	VOTE %		Election Day	Early Voting	Ballot By Mail	Provisional Ballots	Limited Ballots
REP Pam Little	1,018	48.52%	<div><div></div></div>	413	585	18	2	0
DEM Alex Cornwallis	995	47.43%	<div><div></div></div>	335	647	13	0	0
LIB Christy Mowrey	84	4.00%	<div><div></div></div>	35	46	3	0	0
Write-In Totals	1	0.05%	<div><div></div></div>	0	1	0	0	0
Total Votes Cast	2,098	100.00%	<div><div></div></div>	783	1,279	34	2	0
Overvotes	0			0	0	0	0	0
Undervotes	57			23	34	0	0	0
Contest Totals	2,155			806	1,313	34	2	0

State Senator, District 8

Vote For 1

	TOTAL	VOTE %		Election Day	Early Voting	Ballot By Mail	Provisional Ballots	Limited Ballots
REP Angela Paxton	1,023	48.67%	<div><div></div></div>	409	596	16	2	0
DEM Jonathan Cocks	1,024	48.72%	<div><div></div></div>	351	658	15	0	0
LIB Edward Kless	55	2.62%	<div><div></div></div>	24	29	2	0	0
Total Votes Cast	2,102	100.00%	<div><div></div></div>	784	1,283	33	2	0
Overvotes	0			0	0	0	0	0
Undervotes	53			22	30	1	0	0
Contest Totals	2,155			806	1,313	34	2	0

Justice, 5th Court of Appeals District, Place 4

Vote For 1

	TOTAL	VOTE %		Election Day	Early Voting	Ballot By Mail	Provisional Ballots	Limited Ballots
REP Emily A. Miskel	1,056	50.60%	<div><div></div></div>	418	616	20	2	0
DEM Maricela Moore	1,031	49.40%	<div><div></div></div>	358	661	12	0	0
Total Votes Cast	2,087	100.00%	<div><div></div></div>	776	1,277	32	2	0
Overvotes	0			0	0	0	0	0
Undervotes	68			30	36	2	0	0
Contest Totals	2,155			806	1,313	34	2	0

PCT 228

Justice, 5th Court of Appeals District, Place 7

Vote For 1

	TOTAL	VOTE %		Election Day	Early Voting	Ballot By Mail	Provisional Ballots	Limited Ballots
REP Kristina Williams	1,038	50.00%	<div><div></div></div>	419	600	17	2	0
DEM Nancy Kennedy	1,038	50.00%	<div><div></div></div>	352	671	15	0	0
Total Votes Cast	2,076	100.00%	<div><div></div></div>	771	1,271	32	2	0
Overvotes	0			0	0	0	0	0
Undervotes	79			35	42	2	0	0
Contest Totals	2,155			806	1,313	34	2	0

County Judge CCD

Vote For 1

	TOTAL	VOTE %		Election Day	Early Voting	Ballot By Mail	Provisional Ballots	Limited Ballots
REP Chris Hill	1,047	49.74%	<div><div></div></div>	423	603	19	2	0
DEM Joshua Murray	1,058	50.26%	<div><div></div></div>	364	680	14	0	0
Total Votes Cast	2,105	100.00%	<div><div></div></div>	787	1,283	33	2	0
Overvotes	0			0	0	0	0	0
Undervotes	50			19	30	1	0	0
Contest Totals	2,155			806	1,313	34	2	0

District Clerk CCD

Vote For 1

	TOTAL	VOTE %		Election Day	Early Voting	Ballot By Mail	Provisional Ballots	Limited Ballots
REP Mike Gould	1,048	50.46%	<div><div></div></div>	425	604	17	2	0
DEM David Brignac	1,029	49.54%	<div><div></div></div>	347	667	15	0	0
Total Votes Cast	2,077	100.00%	<div><div></div></div>	772	1,271	32	2	0
Overvotes	0			0	0	0	0	0
Undervotes	78			34	42	2	0	0
Contest Totals	2,155			806	1,313	34	2	0

Justice of the Peace, Precinct 2

Vote For 1

	TOTAL	VOTE %		Election Day	Early Voting	Ballot By Mail	Provisional Ballots	Limited Ballots
REP Ellen Skinner	1,034	49.62%	<div><div></div></div>	418	596	18	2	0
DEM Jennifer McKenzie	1,050	50.38%	<div><div></div></div>	361	676	13	0	0
Total Votes Cast	2,084	100.00%	<div><div></div></div>	779	1,272	31	2	0
Overvotes	0			0	0	0	0	0
Undervotes	71			27	41	3	0	0
Contest Totals	2,155			806	1,313	34	2	0

PCT 229

U. S. Representative, District 4

Vote For 1

	TOTAL	VOTE %		Election Day	Early Voting	Ballot By Mail	Provisional Ballots	Limited Ballots
REP Pat Fallon	439	51.77%	<div><div></div></div>	157	274	7	1	0
DEM Iro Omere	395	46.58%	<div><div></div></div>	121	265	9	0	0
LIB John Simmons	14	1.65%	<div><div></div></div>	6	8	0	0	0
Total Votes Cast	848	100.00%	<div><div></div></div>	284	547	16	1	0
Overvotes	0			0	0	0	0	0
Undervotes	18			6	12	0	0	0
Contest Totals	866			290	559	16	1	0

Governor

Vote For 1

	TOTAL	VOTE %		Election Day	Early Voting	Ballot By Mail	Provisional Ballots	Limited Ballots
REP Greg Abbott	436	50.40%	<div><div></div></div>	154	273	8	1	0
DEM Beto O'Rourke	424	49.02%	<div><div></div></div>	135	281	8	0	0
LIB Mark Tippetts	5	0.58%	<div><div></div></div>	1	4	0	0	0
GRN Delilah Barrios	0	0.00%	<div><div></div></div>	0	0	0	0	0
Write-In Totals	0	0.00%	<div><div></div></div>	0	0	0	0	0
Total Votes Cast	865	100.00%	<div><div></div></div>	290	558	16	1	0
Overvotes	0			0	0	0	0	0
Undervotes	1			0	1	0	0	0
Contest Totals	866			290	559	16	1	0

Lieutenant Governor

Vote For 1

	TOTAL	VOTE %		Election Day	Early Voting	Ballot By Mail	Provisional Ballots	Limited Ballots
REP Dan Patrick	413	48.36%	<div><div></div></div>	148	259	6	0	0
DEM Mike Collier	428	50.12%	<div><div></div></div>	133	286	9	0	0
LIB Shanna Steele	13	1.52%	<div><div></div></div>	2	9	1	1	0
Total Votes Cast	854	100.00%	<div><div></div></div>	283	554	16	1	0
Overvotes	0			0	0	0	0	0
Undervotes	12			7	5	0	0	0
Contest Totals	866			290	559	16	1	0

Attorney General

Vote For 1

	TOTAL	VOTE %		Election Day	Early Voting	Ballot By Mail	Provisional Ballots	Limited Ballots
REP Ken Paxton	424	49.82%	<div><div></div></div>	153	266	5	0	0
DEM Rochelle Mercedes Garza	401	47.12%	<div><div></div></div>	124	267	10	0	0
LIB Mark Ash	26	3.06%	<div><div></div></div>	9	15	1	1	0
Total Votes Cast	851	100.00%	<div><div></div></div>	286	548	16	1	0
Overvotes	0			0	0	0	0	0
Undervotes	15			4	11	0	0	0
Contest Totals	866			290	559	16	1	0

PCT 229

Comptroller of Public Accounts

Vote For 1

	TOTAL	VOTE %		Election Day	Early Voting	Ballot By Mail	Provisional Ballots	Limited Ballots
REP Glenn Hegar	443	52.61%	<div><div></div></div>	158	279	6	0	0
DEM Janet T. Dudding	383	45.49%	<div><div></div></div>	114	259	10	0	0
LIB V. Alonzo Echevarria-Garza	16	1.90%	<div><div></div></div>	7	8	0	1	0
Total Votes Cast	842	100.00%	<div><div></div></div>	279	546	16	1	0
Overvotes	0			0	0	0	0	0
Undervotes	24			11	13	0	0	0
Contest Totals	866			290	559	16	1	0

Commissioner of the General Land Office

Vote For 1

	TOTAL	VOTE %		Election Day	Early Voting	Ballot By Mail	Provisional Ballots	Limited Ballots
REP Dawn Buckingham	436	51.90%	<div><div></div></div>	157	272	7	0	0
DEM Jay Kleberg	397	47.26%	<div><div></div></div>	119	268	9	1	0
GRN Alfred Molison, Jr	7	0.83%	<div><div></div></div>	2	5	0	0	0
Write-In Totals	0	0.00%	<div><div></div></div>	0	0	0	0	0
Total Votes Cast	840	100.00%	<div><div></div></div>	278	545	16	1	0
Overvotes	0			0	0	0	0	0
Undervotes	26			12	14	0	0	0
Contest Totals	866			290	559	16	1	0

Commissioner of Agriculture

Vote For 1

	TOTAL	VOTE %		Election Day	Early Voting	Ballot By Mail	Provisional Ballots	Limited Ballots
REP Sid Miller	437	51.96%	<div><div></div></div>	159	272	6	0	0
DEM Susan Hays	404	48.04%	<div><div></div></div>	120	273	10	1	0
Total Votes Cast	841	100.00%	<div><div></div></div>	279	545	16	1	0
Overvotes	0			0	0	0	0	0
Undervotes	25			11	14	0	0	0
Contest Totals	866			290	559	16	1	0

Railroad Commissioner

Vote For 1

	TOTAL	VOTE %		Election Day	Early Voting	Ballot By Mail	Provisional Ballots	Limited Ballots
REP Wayne Christian	429	51.13%	<div><div></div></div>	153	270	6	0	0
DEM Luke Warford	389	46.36%	<div><div></div></div>	119	260	9	1	0
LIB Jaime Andres Diez	14	1.67%	<div><div></div></div>	6	8	0	0	0
GRN Hunter Wayne Crow	7	0.83%	<div><div></div></div>	2	5	0	0	0
Total Votes Cast	839	100.00%	<div><div></div></div>	280	543	15	1	0
Overvotes	0			0	0	0	0	0
Undervotes	27			10	16	1	0	0
Contest Totals	866			290	559	16	1	0

PCT 229

Justice, Supreme Court, Place 3

Vote For 1

	TOTAL	VOTE %		Election Day	Early Voting	Ballot By Mail	Provisional Ballots	Limited Ballots
REP Debra Lehrmann	434	51.73%	<div><div></div></div>	153	272	8	1	0
DEM Erin A. Nowell	393	46.84%	<div><div></div></div>	123	262	8	0	0
LIB Thomas Edward Oxford	12	1.43%	<div><div></div></div>	3	9	0	0	0
Total Votes Cast	839	100.00%	<div><div></div></div>	279	543	16	1	0
Overvotes	0			0	0	0	0	0
Undervotes	27			11	16	0	0	0
Contest Totals	866			290	559	16	1	0

Justice, Supreme Court, Place 5

Vote For 1

	TOTAL	VOTE %		Election Day	Early Voting	Ballot By Mail	Provisional Ballots	Limited Ballots
REP Rebeca Huddle	429	51.19%	<div><div></div></div>	153	269	7	0	0
DEM Amanda Reichel	409	48.81%	<div><div></div></div>	126	273	9	1	0
Total Votes Cast	838	100.00%	<div><div></div></div>	279	542	16	1	0
Overvotes	0			0	0	0	0	0
Undervotes	28			11	17	0	0	0
Contest Totals	866			290	559	16	1	0

Justice, Supreme Court, Place 9

Vote For 1

	TOTAL	VOTE %		Election Day	Early Voting	Ballot By Mail	Provisional Ballots	Limited Ballots
REP Evan Young	432	51.37%	<div><div></div></div>	153	272	7	0	0
DEM Julia Maldonado	409	48.63%	<div><div></div></div>	127	272	9	1	0
Total Votes Cast	841	100.00%	<div><div></div></div>	280	544	16	1	0
Overvotes	0			0	0	0	0	0
Undervotes	25			10	15	0	0	0
Contest Totals	866			290	559	16	1	0

Judge, Court of Criminal Appeals, Place 5

Vote For 1

	TOTAL	VOTE %		Election Day	Early Voting	Ballot By Mail	Provisional Ballots	Limited Ballots
REP Scott Walker	432	51.55%	<div><div></div></div>	153	273	6	0	0
DEM Dana Huffman	406	48.45%	<div><div></div></div>	127	269	10	0	0
Total Votes Cast	838	100.00%	<div><div></div></div>	280	542	16	0	0
Overvotes	0			0	0	0	0	0
Undervotes	28			10	17	0	1	0
Contest Totals	866			290	559	16	1	0

PCT 229

Judge, Court of Criminal Appeals, Place 6

Vote For 1

	TOTAL	VOTE %		Election Day	Early Voting	Ballot By Mail	Provisional Ballots	Limited Ballots
REP Jesse F. McClure, III	433	51.86%	<div><div></div></div>	153	273	7	0	0
DEM Robert Johnson	402	48.14%	<div><div></div></div>	127	266	9	0	0
Total Votes Cast	835	100.00%	<div><div></div></div>	280	539	16	0	0
Overvotes	0			0	0	0	0	0
Undervotes	31			10	20	0	1	0
Contest Totals	866			290	559	16	1	0

Member, State Board of Education, District 12 CCD

Vote For 1

	TOTAL	VOTE %		Election Day	Early Voting	Ballot By Mail	Provisional Ballots	Limited Ballots
REP Pam Little	429	51.07%	<div><div></div></div>	154	268	7	0	0
DEM Alex Cornwallis	390	46.43%	<div><div></div></div>	120	262	8	0	0
LIB Christy Mowrey	20	2.38%	<div><div></div></div>	6	14	0	0	0
Write-In Totals	1	0.12%	<div><div></div></div>	0	0	1	0	0
Total Votes Cast	840	100.00%	<div><div></div></div>	280	544	16	0	0
Overvotes	0			0	0	0	0	0
Undervotes	26			10	15	0	1	0
Contest Totals	866			290	559	16	1	0

State Representative, District 66

Vote For 1

	TOTAL	VOTE %		Election Day	Early Voting	Ballot By Mail	Provisional Ballots	Limited Ballots
REP Matt Shaheen	443	52.80%	<div><div></div></div>	159	276	8	0	0
DEM Jesse Ringness	396	47.20%	<div><div></div></div>	122	266	8	0	0
Total Votes Cast	839	100.00%	<div><div></div></div>	281	542	16	0	0
Overvotes	0			0	0	0	0	0
Undervotes	27			9	17	0	1	0
Contest Totals	866			290	559	16	1	0

Justice, 5th Court of Appeals District, Place 4

Vote For 1

	TOTAL	VOTE %		Election Day	Early Voting	Ballot By Mail	Provisional Ballots	Limited Ballots
REP Emily A. Miskel	426	51.08%	<div><div></div></div>	153	268	5	0	0
DEM Maricela Moore	408	48.92%	<div><div></div></div>	125	272	11	0	0
Total Votes Cast	834	100.00%	<div><div></div></div>	278	540	16	0	0
Overvotes	0			0	0	0	0	0
Undervotes	32			12	19	0	1	0
Contest Totals	866			290	559	16	1	0

PCT 229

Justice, 5th Court of Appeals District, Place 7

Vote For 1

	TOTAL	VOTE %		Election Day	Early Voting	Ballot By Mail	Provisional Ballots	Limited Ballots
REP Kristina Williams	433	51.61%	<div><div></div></div>	155	272	6	0	0
DEM Nancy Kennedy	406	48.39%	<div><div></div></div>	125	271	10	0	0
Total Votes Cast	839	100.00%	<div><div></div></div>	280	543	16	0	0
Overvotes	0			0	0	0	0	0
Undervotes	27			10	16	0	1	0
Contest Totals	866			290	559	16	1	0

County Judge CCD

Vote For 1

	TOTAL	VOTE %		Election Day	Early Voting	Ballot By Mail	Provisional Ballots	Limited Ballots
REP Chris Hill	432	51.31%	<div><div></div></div>	153	272	7	0	0
DEM Joshua Murray	410	48.69%	<div><div></div></div>	127	274	9	0	0
Total Votes Cast	842	100.00%	<div><div></div></div>	280	546	16	0	0
Overvotes	0			0	0	0	0	0
Undervotes	24			10	13	0	1	0
Contest Totals	866			290	559	16	1	0

District Clerk CCD

Vote For 1

	TOTAL	VOTE %		Election Day	Early Voting	Ballot By Mail	Provisional Ballots	Limited Ballots
REP Mike Gould	433	51.67%	<div><div></div></div>	152	275	6	0	0
DEM David Brignac	405	48.33%	<div><div></div></div>	127	268	10	0	0
Total Votes Cast	838	100.00%	<div><div></div></div>	279	543	16	0	0
Overvotes	0			0	0	0	0	0
Undervotes	28			11	16	0	1	0
Contest Totals	866			290	559	16	1	0

Justice of the Peace, Precinct 4

Vote For 1

	TOTAL	VOTE %		Election Day	Early Voting	Ballot By Mail	Provisional Ballots	Limited Ballots
REP Vincent Venegoni	435	51.91%	<div><div></div></div>	155	273	7	0	0
DEM Adam Kern	403	48.09%	<div><div></div></div>	124	270	9	0	0
Total Votes Cast	838	100.00%	<div><div></div></div>	279	543	16	0	0
Overvotes	0			0	0	0	0	0
Undervotes	28			11	16	0	1	0
Contest Totals	866			290	559	16	1	0

PCT 230

U. S. Representative District 3

Vote For 1

	TOTAL	VOTE %		Election Day	Early Voting	Ballot By Mail	Provisional Ballots	Limited Ballots
REP Keith Self	939	46.62%	<div><div></div></div>	286	613	40	0	0
DEM Sandeep Srivastava	1,019	50.60%	<div><div></div></div>	305	673	41	0	0
LIB Christopher Claytor	56	2.78%	<div><div></div></div>	19	35	2	0	0
Total Votes Cast	2,014	100.00%	<div><div></div></div>	610	1,321	83	0	0
Overvotes	0			0	0	0	0	0
Undervotes	25			11	12	2	0	0
Contest Totals	2,039			621	1,333	85	0	0

Governor

Vote For 1

	TOTAL	VOTE %		Election Day	Early Voting	Ballot By Mail	Provisional Ballots	Limited Ballots
REP Greg Abbott	941	46.24%	<div><div></div></div>	291	611	39	0	0
DEM Beto O'Rourke	1,067	52.43%	<div><div></div></div>	320	703	44	0	0
LIB Mark Tippetts	19	0.93%	<div><div></div></div>	4	13	2	0	0
GRN Delilah Barrios	8	0.39%	<div><div></div></div>	3	5	0	0	0
Write-In Totals	0	0.00%	<div><div></div></div>	0	0	0	0	0
Total Votes Cast	2,035	100.00%	<div><div></div></div>	618	1,332	85	0	0
Overvotes	0			0	0	0	0	0
Undervotes	4			3	1	0	0	0
Contest Totals	2,039			621	1,333	85	0	0

Lieutenant Governor

Vote For 1

	TOTAL	VOTE %		Election Day	Early Voting	Ballot By Mail	Provisional Ballots	Limited Ballots
REP Dan Patrick	920	45.61%	<div><div></div></div>	288	595	37	0	0
DEM Mike Collier	1,042	51.66%	<div><div></div></div>	307	691	44	0	0
LIB Shanna Steele	55	2.73%	<div><div></div></div>	17	35	3	0	0
Total Votes Cast	2,017	100.00%	<div><div></div></div>	612	1,321	84	0	0
Overvotes	0			0	0	0	0	0
Undervotes	22			9	12	1	0	0
Contest Totals	2,039			621	1,333	85	0	0

Attorney General

Vote For 1

	TOTAL	VOTE %		Election Day	Early Voting	Ballot By Mail	Provisional Ballots	Limited Ballots
REP Ken Paxton	903	44.93%	<div><div></div></div>	278	590	35	0	0
DEM Rochelle Mercedes Garza	1,044	51.94%	<div><div></div></div>	313	690	41	0	0
LIB Mark Ash	63	3.13%	<div><div></div></div>	23	35	5	0	0
Total Votes Cast	2,010	100.00%	<div><div></div></div>	614	1,315	81	0	0
Overvotes	0			0	0	0	0	0
Undervotes	29			7	18	4	0	0
Contest Totals	2,039			621	1,333	85	0	0

PCT 230

Comptroller of Public Accounts

Vote For 1

	TOTAL	VOTE %		Election Day	Early Voting	Ballot By Mail	Provisional Ballots	Limited Ballots
REP Glenn Hegar	953	47.91%	<div><div></div></div>	295	618	40	0	0
DEM Janet T. Dudding	977	49.12%	<div><div></div></div>	288	647	42	0	0
LIB V. Alonzo Echevarria-Garza	59	2.97%	<div><div></div></div>	21	38	0	0	0
Total Votes Cast	1,989	100.00%	<div><div></div></div>	604	1,303	82	0	0
Overvotes	0			0	0	0	0	0
Undervotes	50			17	30	3	0	0
Contest Totals	2,039			621	1,333	85	0	0

Commissioner of the General Land Office

Vote For 1

	TOTAL	VOTE %		Election Day	Early Voting	Ballot By Mail	Provisional Ballots	Limited Ballots
REP Dawn Buckingham	971	49.02%	<div><div></div></div>	305	627	39	0	0
DEM Jay Kleberg	982	49.57%	<div><div></div></div>	284	656	42	0	0
GRN Alfred Molison, Jr	26	1.31%	<div><div></div></div>	9	16	1	0	0
Write-In Totals	2	0.10%	<div><div></div></div>	0	2	0	0	0
Total Votes Cast	1,981	100.00%	<div><div></div></div>	598	1,301	82	0	0
Overvotes	0			0	0	0	0	0
Undervotes	58			23	32	3	0	0
Contest Totals	2,039			621	1,333	85	0	0

Commissioner of Agriculture

Vote For 1

	TOTAL	VOTE %		Election Day	Early Voting	Ballot By Mail	Provisional Ballots	Limited Ballots
REP Sid Miller	959	48.56%	<div><div></div></div>	299	622	38	0	0
DEM Susan Hays	1,016	51.44%	<div><div></div></div>	300	672	44	0	0
Total Votes Cast	1,975	100.00%	<div><div></div></div>	599	1,294	82	0	0
Overvotes	0			0	0	0	0	0
Undervotes	64			22	39	3	0	0
Contest Totals	2,039			621	1,333	85	0	0

Railroad Commissioner

Vote For 1

	TOTAL	VOTE %		Election Day	Early Voting	Ballot By Mail	Provisional Ballots	Limited Ballots
REP Wayne Christian	931	47.00%	<div><div></div></div>	292	602	37	0	0
DEM Luke Warford	956	48.26%	<div><div></div></div>	274	639	43	0	0
LIB Jaime Andres Diez	70	3.53%	<div><div></div></div>	21	47	2	0	0
GRN Hunter Wayne Crow	24	1.21%	<div><div></div></div>	11	13	0	0	0
Total Votes Cast	1,981	100.00%	<div><div></div></div>	598	1,301	82	0	0
Overvotes	0			0	0	0	0	0
Undervotes	58			23	32	3	0	0
Contest Totals	2,039			621	1,333	85	0	0

PCT 230

Justice, Supreme Court, Place 3

Vote For 1

	TOTAL	VOTE %		Election Day	Early Voting	Ballot By Mail	Provisional Ballots	Limited Ballots
REP Debra Lehrmann	940	47.24%	<div><div></div></div>	284	615	41	0	0
DEM Erin A. Nowell	1,000	50.25%	<div><div></div></div>	308	650	42	0	0
LIB Thomas Edward Oxford	50	2.51%	<div><div></div></div>	14	35	1	0	0
Total Votes Cast	1,990	100.00%	<div><div></div></div>	606	1,300	84	0	0
Overvotes	0			0	0	0	0	0
Undervotes	49			15	33	1	0	0
Contest Totals	2,039			621	1,333	85	0	0

Justice, Supreme Court, Place 5

Vote For 1

	TOTAL	VOTE %		Election Day	Early Voting	Ballot By Mail	Provisional Ballots	Limited Ballots
REP Rebeca Huddle	959	48.31%	<div><div></div></div>	294	623	42	0	0
DEM Amanda Reichel	1,026	51.69%	<div><div></div></div>	311	673	42	0	0
Total Votes Cast	1,985	100.00%	<div><div></div></div>	605	1,296	84	0	0
Overvotes	0			0	0	0	0	0
Undervotes	54			16	37	1	0	0
Contest Totals	2,039			621	1,333	85	0	0

Justice, Supreme Court, Place 9

Vote For 1

	TOTAL	VOTE %		Election Day	Early Voting	Ballot By Mail	Provisional Ballots	Limited Ballots
REP Evan Young	956	48.26%	<div><div></div></div>	286	628	42	0	0
DEM Julia Maldonado	1,025	51.74%	<div><div></div></div>	318	667	40	0	0
Total Votes Cast	1,981	100.00%	<div><div></div></div>	604	1,295	82	0	0
Overvotes	0			0	0	0	0	0
Undervotes	58			17	38	3	0	0
Contest Totals	2,039			621	1,333	85	0	0

Judge, Court of Criminal Appeals, Place 5

Vote For 1

	TOTAL	VOTE %		Election Day	Early Voting	Ballot By Mail	Provisional Ballots	Limited Ballots
REP Scott Walker	945	47.82%	<div><div></div></div>	290	614	41	0	0
DEM Dana Huffman	1,031	52.18%	<div><div></div></div>	310	678	43	0	0
Total Votes Cast	1,976	100.00%	<div><div></div></div>	600	1,292	84	0	0
Overvotes	0			0	0	0	0	0
Undervotes	63			21	41	1	0	0
Contest Totals	2,039			621	1,333	85	0	0

PCT 230

Judge, Court of Criminal Appeals, Place 6

Vote For 1

	TOTAL	VOTE %		Election Day	Early Voting	Ballot By Mail	Provisional Ballots	Limited Ballots
REP Jesse F. McClure, III	962	48.61%	<div><div></div></div>	297	627	38	0	0
DEM Robert Johnson	1,017	51.39%	<div><div></div></div>	304	668	45	0	0
Total Votes Cast	1,979	100.00%	<div><div></div></div>	601	1,295	83	0	0
Overvotes	0			0	0	0	0	0
Undervotes	60			20	38	2	0	0
Contest Totals	2,039			621	1,333	85	0	0

Member, State Board of Education, District 12 CCD

Vote For 1

	TOTAL	VOTE %		Election Day	Early Voting	Ballot By Mail	Provisional Ballots	Limited Ballots
REP Pam Little	931	46.85%	<div><div></div></div>	291	601	39	0	0
DEM Alex Cornwallis	986	49.62%	<div><div></div></div>	295	652	39	0	0
LIB Christy Mowrey	69	3.47%	<div><div></div></div>	19	46	4	0	0
Write-In Totals	1	0.05%	<div><div></div></div>	0	1	0	0	0
Total Votes Cast	1,987	100.00%	<div><div></div></div>	605	1,300	82	0	0
Overvotes	0			0	0	0	0	0
Undervotes	52			16	33	3	0	0
Contest Totals	2,039			621	1,333	85	0	0

State Senator, District 8

Vote For 1

	TOTAL	VOTE %		Election Day	Early Voting	Ballot By Mail	Provisional Ballots	Limited Ballots
REP Angela Paxton	910	45.89%	<div><div></div></div>	286	590	34	0	0
DEM Jonathan Cocks	1,012	51.03%	<div><div></div></div>	296	672	44	0	0
LIB Edward Kless	61	3.08%	<div><div></div></div>	19	40	2	0	0
Total Votes Cast	1,983	100.00%	<div><div></div></div>	601	1,302	80	0	0
Overvotes	0			0	0	0	0	0
Undervotes	56			20	31	5	0	0
Contest Totals	2,039			621	1,333	85	0	0

State Representative, District 67

Vote For 1

	TOTAL	VOTE %		Election Day	Early Voting	Ballot By Mail	Provisional Ballots	Limited Ballots
REP Jeff Leach	965	48.61%	<div><div></div></div>	296	628	41	0	0
DEM Kevin Morris	1,020	51.39%	<div><div></div></div>	305	672	43	0	0
Total Votes Cast	1,985	100.00%	<div><div></div></div>	601	1,300	84	0	0
Overvotes	0			0	0	0	0	0
Undervotes	54			20	33	1	0	0
Contest Totals	2,039			621	1,333	85	0	0

PCT 230

Justice, 5th Court of Appeals District, Place 4

Vote For 1

	TOTAL	VOTE %		Election Day	Early Voting	Ballot By Mail	Provisional Ballots	Limited Ballots
REP Emily A. Miskel	959	48.66%	<div><div></div></div>	293	625	41	0	0
DEM Maricela Moore	1,012	51.34%	<div><div></div></div>	307	663	42	0	0
Total Votes Cast	1,971	100.00%	<div><div></div></div>	600	1,288	83	0	0
Overvotes	0			0	0	0	0	0
Undervotes	68			21	45	2	0	0
Contest Totals	2,039			621	1,333	85	0	0

Justice, 5th Court of Appeals District, Place 7

Vote For 1

	TOTAL	VOTE %		Election Day	Early Voting	Ballot By Mail	Provisional Ballots	Limited Ballots
REP Kristina Williams	955	48.50%	<div><div></div></div>	292	622	41	0	0
DEM Nancy Kennedy	1,014	51.50%	<div><div></div></div>	307	666	41	0	0
Total Votes Cast	1,969	100.00%	<div><div></div></div>	599	1,288	82	0	0
Overvotes	0			0	0	0	0	0
Undervotes	70			22	45	3	0	0
Contest Totals	2,039			621	1,333	85	0	0

County Judge CCD

Vote For 1

	TOTAL	VOTE %		Election Day	Early Voting	Ballot By Mail	Provisional Ballots	Limited Ballots
REP Chris Hill	952	47.86%	<div><div></div></div>	293	619	40	0	0
DEM Joshua Murray	1,037	52.14%	<div><div></div></div>	314	679	44	0	0
Total Votes Cast	1,989	100.00%	<div><div></div></div>	607	1,298	84	0	0
Overvotes	0			0	0	0	0	0
Undervotes	50			14	35	1	0	0
Contest Totals	2,039			621	1,333	85	0	0

District Clerk CCD

Vote For 1

	TOTAL	VOTE %		Election Day	Early Voting	Ballot By Mail	Provisional Ballots	Limited Ballots
REP Mike Gould	966	48.94%	<div><div></div></div>	299	627	40	0	0
DEM David Brignac	1,008	51.06%	<div><div></div></div>	300	666	42	0	0
Total Votes Cast	1,974	100.00%	<div><div></div></div>	599	1,293	82	0	0
Overvotes	0			0	0	0	0	0
Undervotes	65			22	40	3	0	0
Contest Totals	2,039			621	1,333	85	0	0

PCT 231

U. S. Representative District 3

Vote For 1

	TOTAL	VOTE %		Election Day	Early Voting	Ballot By Mail	Provisional Ballots	Limited Ballots
REP Keith Self	989	57.20%	<div><div></div></div>	283	690	15	1	0
DEM Sandeep Srivastava	691	39.97%	<div><div></div></div>	184	491	16	0	0
LIB Christopher Claytor	49	2.83%	<div><div></div></div>	18	30	1	0	0
Total Votes Cast	1,729	100.00%	<div><div></div></div>	485	1,211	32	1	0
Overvotes	0			0	0	0	0	0
Undervotes	25			10	15	0	0	0
Contest Totals	1,754			495	1,226	32	1	0

Governor

Vote For 1

	TOTAL	VOTE %		Election Day	Early Voting	Ballot By Mail	Provisional Ballots	Limited Ballots
REP Greg Abbott	979	55.97%	<div><div></div></div>	275	688	15	1	0
DEM Beto O'Rourke	743	42.48%	<div><div></div></div>	206	520	17	0	0
LIB Mark Tippetts	21	1.20%	<div><div></div></div>	10	11	0	0	0
GRN Delilah Barrios	5	0.29%	<div><div></div></div>	2	3	0	0	0
Write-In Totals	1	0.06%	<div><div></div></div>	1	0	0	0	0
Total Votes Cast	1,749	100.00%	<div><div></div></div>	494	1,222	32	1	0
Overvotes	0			0	0	0	0	0
Undervotes	5			1	4	0	0	0
Contest Totals	1,754			495	1,226	32	1	0

Lieutenant Governor

Vote For 1

	TOTAL	VOTE %		Election Day	Early Voting	Ballot By Mail	Provisional Ballots	Limited Ballots
REP Dan Patrick	954	55.11%	<div><div></div></div>	272	666	15	1	0
DEM Mike Collier	724	41.83%	<div><div></div></div>	190	517	17	0	0
LIB Shanna Steele	53	3.06%	<div><div></div></div>	24	29	0	0	0
Total Votes Cast	1,731	100.00%	<div><div></div></div>	486	1,212	32	1	0
Overvotes	0			0	0	0	0	0
Undervotes	23			9	14	0	0	0
Contest Totals	1,754			495	1,226	32	1	0

Attorney General

Vote For 1

	TOTAL	VOTE %		Election Day	Early Voting	Ballot By Mail	Provisional Ballots	Limited Ballots
REP Ken Paxton	937	54.32%	<div><div></div></div>	271	650	15	1	0
DEM Rochelle Mercedes Garza	712	41.28%	<div><div></div></div>	188	508	16	0	0
LIB Mark Ash	76	4.41%	<div><div></div></div>	29	46	1	0	0
Total Votes Cast	1,725	100.00%	<div><div></div></div>	488	1,204	32	1	0
Overvotes	0			0	0	0	0	0
Undervotes	29			7	22	0	0	0
Contest Totals	1,754			495	1,226	32	1	0

PCT 231

Comptroller of Public Accounts

Vote For 1

	TOTAL	VOTE %		Election Day	Early Voting	Ballot By Mail	Provisional Ballots	Limited Ballots
REP Glenn Hegar	995	58.09%	<div><div></div></div>	286	693	15	1	0
DEM Janet T. Dudding	672	39.23%	<div><div></div></div>	171	486	15	0	0
LIB V. Alonzo Echevarria-Garza	46	2.69%	<div><div></div></div>	20	25	1	0	0
Total Votes Cast	1,713	100.00%	<div><div></div></div>	477	1,204	31	1	0
Overvotes	0			0	0	0	0	0
Undervotes	41			18	22	1	0	0
Contest Totals	1,754			495	1,226	32	1	0

Commissioner of the General Land Office

Vote For 1

	TOTAL	VOTE %		Election Day	Early Voting	Ballot By Mail	Provisional Ballots	Limited Ballots
REP Dawn Buckingham	1,012	59.01%	<div><div></div></div>	289	706	16	1	0
DEM Jay Kleberg	683	39.83%	<div><div></div></div>	178	489	16	0	0
GRN Alfred Molison, Jr	19	1.11%	<div><div></div></div>	7	12	0	0	0
Write-In Totals	1	0.06%	<div><div></div></div>	0	1	0	0	0
Total Votes Cast	1,715	100.00%	<div><div></div></div>	474	1,208	32	1	0
Overvotes	0			0	0	0	0	0
Undervotes	39			21	18	0	0	0
Contest Totals	1,754			495	1,226	32	1	0

Commissioner of Agriculture

Vote For 1

	TOTAL	VOTE %		Election Day	Early Voting	Ballot By Mail	Provisional Ballots	Limited Ballots
REP Sid Miller	994	58.03%	<div><div></div></div>	286	692	15	1	0
DEM Susan Hays	719	41.97%	<div><div></div></div>	190	513	16	0	0
Total Votes Cast	1,713	100.00%	<div><div></div></div>	476	1,205	31	1	0
Overvotes	0			0	0	0	0	0
Undervotes	41			19	21	1	0	0
Contest Totals	1,754			495	1,226	32	1	0

Railroad Commissioner

Vote For 1

	TOTAL	VOTE %		Election Day	Early Voting	Ballot By Mail	Provisional Ballots	Limited Ballots
REP Wayne Christian	993	57.97%	<div><div></div></div>	288	688	16	1	0
DEM Luke Warford	661	38.59%	<div><div></div></div>	163	482	16	0	0
LIB Jaime Andres Diez	50	2.92%	<div><div></div></div>	23	27	0	0	0
GRN Hunter Wayne Crow	9	0.53%	<div><div></div></div>	3	6	0	0	0
Total Votes Cast	1,713	100.00%	<div><div></div></div>	477	1,203	32	1	0
Overvotes	0			0	0	0	0	0
Undervotes	41			18	23	0	0	0
Contest Totals	1,754			495	1,226	32	1	0

PCT 231

Justice, Supreme Court, Place 3

Vote For 1

	TOTAL	VOTE %		Election Day	Early Voting	Ballot By Mail	Provisional Ballots	Limited Ballots
REP Debra Lehrmann	980	57.14%	<div><div></div></div>	279	683	17	1	0
DEM Erin A. Nowell	697	40.64%	<div><div></div></div>	185	497	15	0	0
LIB Thomas Edward Oxford	38	2.22%	<div><div></div></div>	17	21	0	0	0
Total Votes Cast	1,715	100.00%	<div><div></div></div>	481	1,201	32	1	0
Overvotes	0			0	0	0	0	0
Undervotes	39			14	25	0	0	0
Contest Totals	1,754			495	1,226	32	1	0

Justice, Supreme Court, Place 5

Vote For 1

	TOTAL	VOTE %		Election Day	Early Voting	Ballot By Mail	Provisional Ballots	Limited Ballots
REP Rebeca Huddle	1,005	58.84%	<div><div></div></div>	287	701	16	1	0
DEM Amanda Reichel	703	41.16%	<div><div></div></div>	189	499	15	0	0
Total Votes Cast	1,708	100.00%	<div><div></div></div>	476	1,200	31	1	0
Overvotes	0			0	0	0	0	0
Undervotes	46			19	26	1	0	0
Contest Totals	1,754			495	1,226	32	1	0

Justice, Supreme Court, Place 9

Vote For 1

	TOTAL	VOTE %		Election Day	Early Voting	Ballot By Mail	Provisional Ballots	Limited Ballots
REP Evan Young	993	58.14%	<div><div></div></div>	282	695	15	1	0
DEM Julia Maldonado	715	41.86%	<div><div></div></div>	195	504	16	0	0
Total Votes Cast	1,708	100.00%	<div><div></div></div>	477	1,199	31	1	0
Overvotes	0			0	0	0	0	0
Undervotes	46			18	27	1	0	0
Contest Totals	1,754			495	1,226	32	1	0

Judge, Court of Criminal Appeals, Place 5

Vote For 1

	TOTAL	VOTE %		Election Day	Early Voting	Ballot By Mail	Provisional Ballots	Limited Ballots
REP Scott Walker	999	58.63%	<div><div></div></div>	286	695	17	1	0
DEM Dana Huffman	705	41.37%	<div><div></div></div>	191	499	15	0	0
Total Votes Cast	1,704	100.00%	<div><div></div></div>	477	1,194	32	1	0
Overvotes	0			0	0	0	0	0
Undervotes	50			18	32	0	0	0
Contest Totals	1,754			495	1,226	32	1	0

PCT 231

Judge, Court of Criminal Appeals, Place 6

Vote For 1

	TOTAL	VOTE %		Election Day	Early Voting	Ballot By Mail	Provisional Ballots	Limited Ballots
REP Jesse F. McClure, III	1,006	59.25%	<div><div></div></div>	289	700	16	1	0
DEM Robert Johnson	692	40.75%	<div><div></div></div>	185	491	16	0	0
Total Votes Cast	1,698	100.00%	<div><div></div></div>	474	1,191	32	1	0
Overvotes	0			0	0	0	0	0
Undervotes	56			21	35	0	0	0
Contest Totals	1,754			495	1,226	32	1	0

Member, State Board of Education, District 12 CCD

Vote For 1

	TOTAL	VOTE %		Election Day	Early Voting	Ballot By Mail	Provisional Ballots	Limited Ballots
REP Pam Little	960	56.07%	<div><div></div></div>	268	674	17	1	0
DEM Alex Cornwallis	684	39.95%	<div><div></div></div>	178	491	15	0	0
LIB Christy Mowrey	67	3.91%	<div><div></div></div>	32	35	0	0	0
Write-In Totals	1	0.06%	<div><div></div></div>	1	0	0	0	0
Total Votes Cast	1,712	100.00%	<div><div></div></div>	479	1,200	32	1	0
Overvotes	0			0	0	0	0	0
Undervotes	42			16	26	0	0	0
Contest Totals	1,754			495	1,226	32	1	0

State Senator, District 8

Vote For 1

	TOTAL	VOTE %		Election Day	Early Voting	Ballot By Mail	Provisional Ballots	Limited Ballots
REP Angela Paxton	951	55.52%	<div><div></div></div>	278	657	15	1	0
DEM Jonathan Cocks	705	41.16%	<div><div></div></div>	183	505	17	0	0
LIB Edward Kless	57	3.33%	<div><div></div></div>	17	40	0	0	0
Total Votes Cast	1,713	100.00%	<div><div></div></div>	478	1,202	32	1	0
Overvotes	0			0	0	0	0	0
Undervotes	41			17	24	0	0	0
Contest Totals	1,754			495	1,226	32	1	0

State Representative, District 61

Vote For 1

	TOTAL	VOTE %		Election Day	Early Voting	Ballot By Mail	Provisional Ballots	Limited Ballots
REP Frederick Frazier	988	58.19%	<div><div></div></div>	284	683	20	1	0
DEM Sheena King	710	41.81%	<div><div></div></div>	192	506	12	0	0
Total Votes Cast	1,698	100.00%	<div><div></div></div>	476	1,189	32	1	0
Overvotes	0			0	0	0	0	0
Undervotes	56			19	37	0	0	0
Contest Totals	1,754			495	1,226	32	1	0

PCT 231

Justice, 5th Court of Appeals District, Place 4

Vote For 1

	TOTAL	VOTE %		Election Day	Early Voting	Ballot By Mail	Provisional Ballots	Limited Ballots
REP Emily A. Miskel	991	58.43%	<div><div></div></div>	281	694	15	1	0
DEM Maricela Moore	705	41.57%	<div><div></div></div>	192	498	15	0	0
Total Votes Cast	1,696	100.00%	<div><div></div></div>	473	1,192	30	1	0
Overvotes	0			0	0	0	0	0
Undervotes	58			22	34	2	0	0
Contest Totals	1,754			495	1,226	32	1	0

Justice, 5th Court of Appeals District, Place 7

Vote For 1

	TOTAL	VOTE %		Election Day	Early Voting	Ballot By Mail	Provisional Ballots	Limited Ballots
REP Kristina Williams	997	58.75%	<div><div></div></div>	286	695	15	1	0
DEM Nancy Kennedy	700	41.25%	<div><div></div></div>	188	497	15	0	0
Total Votes Cast	1,697	100.00%	<div><div></div></div>	474	1,192	30	1	0
Overvotes	0			0	0	0	0	0
Undervotes	57			21	34	2	0	0
Contest Totals	1,754			495	1,226	32	1	0

County Judge CCD

Vote For 1

	TOTAL	VOTE %		Election Day	Early Voting	Ballot By Mail	Provisional Ballots	Limited Ballots
REP Chris Hill	992	57.98%	<div><div></div></div>	280	696	15	1	0
DEM Joshua Murray	719	42.02%	<div><div></div></div>	199	503	17	0	0
Total Votes Cast	1,711	100.00%	<div><div></div></div>	479	1,199	32	1	0
Overvotes	0			0	0	0	0	0
Undervotes	43			16	27	0	0	0
Contest Totals	1,754			495	1,226	32	1	0

District Clerk CCD

Vote For 1

	TOTAL	VOTE %		Election Day	Early Voting	Ballot By Mail	Provisional Ballots	Limited Ballots
REP Mike Gould	1,007	59.24%	<div><div></div></div>	291	700	15	1	0
DEM David Brignac	693	40.76%	<div><div></div></div>	184	493	16	0	0
Total Votes Cast	1,700	100.00%	<div><div></div></div>	475	1,193	31	1	0
Overvotes	0			0	0	0	0	0
Undervotes	54			20	33	1	0	0
Contest Totals	1,754			495	1,226	32	1	0

PCT 232

U. S. Representative District 3

Vote For 1

	TOTAL	VOTE %		Election Day	Early Voting	Ballot By Mail	Provisional Ballots	Limited Ballots
REP Keith Self	1,148	59.21%	<div><div></div></div>	319	802	26	1	0
DEM Sandeep Srivastava	737	38.01%	<div><div></div></div>	166	557	13	1	0
LIB Christopher Claytor	54	2.78%	<div><div></div></div>	17	37	0	0	0
Total Votes Cast	1,939	100.00%	<div><div></div></div>	502	1,396	39	2	0
Overvotes	0			0	0	0	0	0
Undervotes	52			20	30	2	0	0
Contest Totals	1,991			522	1,426	41	2	0

Governor

Vote For 1

	TOTAL	VOTE %		Election Day	Early Voting	Ballot By Mail	Provisional Ballots	Limited Ballots
REP Greg Abbott	1,137	57.34%	<div><div></div></div>	316	793	27	1	0
DEM Beto O'Rourke	816	41.15%	<div><div></div></div>	194	607	14	1	0
LIB Mark Tippetts	22	1.11%	<div><div></div></div>	7	15	0	0	0
GRN Delilah Barrios	7	0.35%	<div><div></div></div>	2	5	0	0	0
Write-In Totals	1	0.05%	<div><div></div></div>	0	1	0	0	0
Total Votes Cast	1,983	100.00%	<div><div></div></div>	519	1,421	41	2	0
Overvotes	0			0	0	0	0	0
Undervotes	8			3	5	0	0	0
Contest Totals	1,991			522	1,426	41	2	0

Lieutenant Governor

Vote For 1

	TOTAL	VOTE %		Election Day	Early Voting	Ballot By Mail	Provisional Ballots	Limited Ballots
REP Dan Patrick	1,096	56.09%	<div><div></div></div>	299	769	27	1	0
DEM Mike Collier	801	40.99%	<div><div></div></div>	182	604	14	1	0
LIB Shanna Steele	57	2.92%	<div><div></div></div>	25	32	0	0	0
Total Votes Cast	1,954	100.00%	<div><div></div></div>	506	1,405	41	2	0
Overvotes	0			0	0	0	0	0
Undervotes	37			16	21	0	0	0
Contest Totals	1,991			522	1,426	41	2	0

Attorney General

Vote For 1

	TOTAL	VOTE %		Election Day	Early Voting	Ballot By Mail	Provisional Ballots	Limited Ballots
REP Ken Paxton	1,099	56.47%	<div><div></div></div>	296	775	27	1	0
DEM Rochelle Mercedes Garza	780	40.08%	<div><div></div></div>	187	580	12	1	0
LIB Mark Ash	67	3.44%	<div><div></div></div>	20	45	2	0	0
Total Votes Cast	1,946	100.00%	<div><div></div></div>	503	1,400	41	2	0
Overvotes	0			0	0	0	0	0
Undervotes	45			19	26	0	0	0
Contest Totals	1,991			522	1,426	41	2	0

PCT 232

Comptroller of Public Accounts

Vote For 1

	TOTAL	VOTE %		Election Day	Early Voting	Ballot By Mail	Provisional Ballots	Limited Ballots
REP Glenn Hegar	1,169	60.60%	<div><div></div></div>	315	825	28	1	0
DEM Janet T. Dudding	710	36.81%	<div><div></div></div>	162	535	12	1	0
LIB V. Alonzo Echevarria-Garza	50	2.59%	<div><div></div></div>	22	28	0	0	0
Total Votes Cast	1,929	100.00%	<div><div></div></div>	499	1,388	40	2	0
Overvotes	0			0	0	0	0	0
Undervotes	62			23	38	1	0	0
Contest Totals	1,991			522	1,426	41	2	0

Commissioner of the General Land Office

Vote For 1

	TOTAL	VOTE %		Election Day	Early Voting	Ballot By Mail	Provisional Ballots	Limited Ballots
REP Dawn Buckingham	1,164	60.19%	<div><div></div></div>	327	807	29	1	0
DEM Jay Kleberg	739	38.21%	<div><div></div></div>	161	565	12	1	0
GRN Alfred Molison, Jr	30	1.55%	<div><div></div></div>	12	18	0	0	0
Write-In Totals	1	0.05%	<div><div></div></div>	1	0	0	0	0
Total Votes Cast	1,934	100.00%	<div><div></div></div>	501	1,390	41	2	0
Overvotes	0			0	0	0	0	0
Undervotes	57			21	36	0	0	0
Contest Totals	1,991			522	1,426	41	2	0

Commissioner of Agriculture

Vote For 1

	TOTAL	VOTE %		Election Day	Early Voting	Ballot By Mail	Provisional Ballots	Limited Ballots
REP Sid Miller	1,165	60.39%	<div><div></div></div>	327	810	27	1	0
DEM Susan Hays	764	39.61%	<div><div></div></div>	173	576	14	1	0
Total Votes Cast	1,929	100.00%	<div><div></div></div>	500	1,386	41	2	0
Overvotes	0			0	0	0	0	0
Undervotes	62			22	40	0	0	0
Contest Totals	1,991			522	1,426	41	2	0

Railroad Commissioner

Vote For 1

	TOTAL	VOTE %		Election Day	Early Voting	Ballot By Mail	Provisional Ballots	Limited Ballots
REP Wayne Christian	1,145	59.45%	<div><div></div></div>	315	804	25	1	0
DEM Luke Warford	705	36.60%	<div><div></div></div>	156	535	13	1	0
LIB Jaime Andres Diez	59	3.06%	<div><div></div></div>	23	34	2	0	0
GRN Hunter Wayne Crow	17	0.88%	<div><div></div></div>	4	13	0	0	0
Total Votes Cast	1,926	100.00%	<div><div></div></div>	498	1,386	40	2	0
Overvotes	0			0	0	0	0	0
Undervotes	65			24	40	1	0	0
Contest Totals	1,991			522	1,426	41	2	0

PCT 232

Justice, Supreme Court, Place 3

Vote For 1

	TOTAL	VOTE %		Election Day	Early Voting	Ballot By Mail	Provisional Ballots	Limited Ballots
REP Debra Lehrmann	1,148	59.48%	<div><div></div></div>	320	799	28	1	0
DEM Erin A. Nowell	735	38.08%	<div><div></div></div>	163	559	12	1	0
LIB Thomas Edward Oxford	47	2.44%	<div><div></div></div>	18	29	0	0	0
Total Votes Cast	1,930	100.00%	<div><div></div></div>	501	1,387	40	2	0
Overvotes	0			0	0	0	0	0
Undervotes	61			21	39	1	0	0
Contest Totals	1,991			522	1,426	41	2	0

Justice, Supreme Court, Place 5

Vote For 1

	TOTAL	VOTE %		Election Day	Early Voting	Ballot By Mail	Provisional Ballots	Limited Ballots
REP Rebeca Huddle	1,174	61.18%	<div><div></div></div>	328	817	28	1	0
DEM Amanda Reichel	745	38.82%	<div><div></div></div>	172	561	11	1	0
Total Votes Cast	1,919	100.00%	<div><div></div></div>	500	1,378	39	2	0
Overvotes	0			0	0	0	0	0
Undervotes	72			22	48	2	0	0
Contest Totals	1,991			522	1,426	41	2	0

Justice, Supreme Court, Place 9

Vote For 1

	TOTAL	VOTE %		Election Day	Early Voting	Ballot By Mail	Provisional Ballots	Limited Ballots
REP Evan Young	1,158	60.31%	<div><div></div></div>	320	808	29	1	0
DEM Julia Maldonado	762	39.69%	<div><div></div></div>	179	571	11	1	0
Total Votes Cast	1,920	100.00%	<div><div></div></div>	499	1,379	40	2	0
Overvotes	0			0	0	0	0	0
Undervotes	71			23	47	1	0	0
Contest Totals	1,991			522	1,426	41	2	0

Judge, Court of Criminal Appeals, Place 5

Vote For 1

	TOTAL	VOTE %		Election Day	Early Voting	Ballot By Mail	Provisional Ballots	Limited Ballots
REP Scott Walker	1,156	60.65%	<div><div></div></div>	327	800	28	1	0
DEM Dana Huffman	750	39.35%	<div><div></div></div>	168	568	13	1	0
Total Votes Cast	1,906	100.00%	<div><div></div></div>	495	1,368	41	2	0
Overvotes	0			0	0	0	0	0
Undervotes	85			27	58	0	0	0
Contest Totals	1,991			522	1,426	41	2	0

PCT 232

Judge, Court of Criminal Appeals, Place 6

Vote For 1

	TOTAL	VOTE %		Election Day	Early Voting	Ballot By Mail	Provisional Ballots	Limited Ballots
REP Jesse F. McClure, III	1,165	60.96%	<div><div></div></div>	322	812	30	1	0
DEM Robert Johnson	746	39.04%	<div><div></div></div>	174	560	11	1	0
Total Votes Cast	1,911	100.00%	<div><div></div></div>	496	1,372	41	2	0
Overvotes	0			0	0	0	0	0
Undervotes	80			26	54	0	0	0
Contest Totals	1,991			522	1,426	41	2	0

Member, State Board of Education, District 12 CCD

Vote For 1

	TOTAL	VOTE %		Election Day	Early Voting	Ballot By Mail	Provisional Ballots	Limited Ballots
REP Pam Little	1,123	58.95%	<div><div></div></div>	314	782	27	0	0
DEM Alex Cornwallis	722	37.90%	<div><div></div></div>	158	551	12	1	0
LIB Christy Mowrey	60	3.15%	<div><div></div></div>	21	38	0	1	0
Write-In Totals	0	0.00%	<div><div></div></div>	0	0	0	0	0
Total Votes Cast	1,905	100.00%	<div><div></div></div>	493	1,371	39	2	0
Overvotes	0			0	0	0	0	0
Undervotes	86			29	55	2	0	0
Contest Totals	1,991			522	1,426	41	2	0

State Senator, District 8

Vote For 1

	TOTAL	VOTE %		Election Day	Early Voting	Ballot By Mail	Provisional Ballots	Limited Ballots
REP Angela Paxton	1,116	58.25%	<div><div></div></div>	316	771	28	1	0
DEM Jonathan Cocks	750	39.14%	<div><div></div></div>	166	572	11	1	0
LIB Edward Kless	50	2.61%	<div><div></div></div>	14	34	2	0	0
Total Votes Cast	1,916	100.00%	<div><div></div></div>	496	1,377	41	2	0
Overvotes	0			0	0	0	0	0
Undervotes	75			26	49	0	0	0
Contest Totals	1,991			522	1,426	41	2	0

State Representative, District 33

Vote For 1

	TOTAL	VOTE %		Election Day	Early Voting	Ballot By Mail	Provisional Ballots	Limited Ballots
REP Justin Holland	1,164	60.88%	<div><div></div></div>	330	806	27	1	0
DEM Graeson Lynskey	748	39.12%	<div><div></div></div>	165	569	13	1	0
Total Votes Cast	1,912	100.00%	<div><div></div></div>	495	1,375	40	2	0
Overvotes	0			0	0	0	0	0
Undervotes	79			27	51	1	0	0
Contest Totals	1,991			522	1,426	41	2	0

PCT 232

Justice, 5th Court of Appeals District, Place 4

Vote For 1

	TOTAL	VOTE %		Election Day	Early Voting	Ballot By Mail	Provisional Ballots	Limited Ballots
REP Emily A. Miskel	1,161	61.04%	<div><div></div></div>	323	808	29	1	0
DEM Maricela Moore	741	38.96%	<div><div></div></div>	173	557	10	1	0
Total Votes Cast	1,902	100.00%	<div><div></div></div>	496	1,365	39	2	0
Overvotes	0			0	0	0	0	0
Undervotes	89			26	61	2	0	0
Contest Totals	1,991			522	1,426	41	2	0

Justice, 5th Court of Appeals District, Place 7

Vote For 1

	TOTAL	VOTE %		Election Day	Early Voting	Ballot By Mail	Provisional Ballots	Limited Ballots
REP Kristina Williams	1,160	61.05%	<div><div></div></div>	325	807	27	1	0
DEM Nancy Kennedy	740	38.95%	<div><div></div></div>	170	558	11	1	0
Total Votes Cast	1,900	100.00%	<div><div></div></div>	495	1,365	38	2	0
Overvotes	0			0	0	0	0	0
Undervotes	91			27	61	3	0	0
Contest Totals	1,991			522	1,426	41	2	0

County Judge CCD

Vote For 1

	TOTAL	VOTE %		Election Day	Early Voting	Ballot By Mail	Provisional Ballots	Limited Ballots
REP Chris Hill	1,171	61.18%	<div><div></div></div>	325	818	27	1	0
DEM Joshua Murray	743	38.82%	<div><div></div></div>	172	557	13	1	0
Total Votes Cast	1,914	100.00%	<div><div></div></div>	497	1,375	40	2	0
Overvotes	0			0	0	0	0	0
Undervotes	77			25	51	1	0	0
Contest Totals	1,991			522	1,426	41	2	0

District Clerk CCD

Vote For 1

	TOTAL	VOTE %		Election Day	Early Voting	Ballot By Mail	Provisional Ballots	Limited Ballots
REP Mike Gould	1,170	61.55%	<div><div></div></div>	327	814	28	1	0
DEM David Brignac	731	38.45%	<div><div></div></div>	165	554	11	1	0
Total Votes Cast	1,901	100.00%	<div><div></div></div>	492	1,368	39	2	0
Overvotes	0			0	0	0	0	0
Undervotes	90			30	58	2	0	0
Contest Totals	1,991			522	1,426	41	2	0

PCT 232

Justice of the Peace, Precinct 2

Vote For 1

	TOTAL	VOTE %		Election Day	Early Voting	Ballot By Mail	Provision al Ballots	Limited Ballots
REP Ellen Skinner	1,174	61.69%	<div><div></div></div>	329	815	29	1	0
DEM Jennifer McKenzie	729	38.31%	<div><div></div></div>	166	552	10	1	0
Total Votes Cast	1,903	100.00%	<div><div></div></div>	495	1,367	39	2	0
Overvotes	0			0	0	0	0	0
Undervotes	88			27	59	2	0	0
Contest Totals	1,991			522	1,426	41	2	0

PCT 233

U. S. Representative District 3

Vote For 1

	TOTAL	VOTE %		Election Day	Early Voting	Ballot By Mail	Provisional Ballots	Limited Ballots
REP Keith Self	564	59.00%	<div><div></div></div>	158	398	8	0	0
DEM Sandeep Srivastava	372	38.91%	<div><div></div></div>	94	259	16	3	0
LIB Christopher Claytor	20	2.09%	<div><div></div></div>	8	11	1	0	0
Total Votes Cast	956	100.00%	<div><div></div></div>	260	668	25	3	0
Overvotes	0			0	0	0	0	0
Undervotes	12			3	9	0	0	0
Contest Totals	968			263	677	25	3	0

Governor

Vote For 1

	TOTAL	VOTE %		Election Day	Early Voting	Ballot By Mail	Provisional Ballots	Limited Ballots
REP Greg Abbott	556	57.62%	<div><div></div></div>	157	389	10	0	0
DEM Beto O'Rourke	393	40.73%	<div><div></div></div>	100	276	14	3	0
LIB Mark Tippetts	11	1.14%	<div><div></div></div>	4	6	1	0	0
GRN Delilah Barrios	5	0.52%	<div><div></div></div>	1	4	0	0	0
Write-In Totals	0	0.00%	<div><div></div></div>	0	0	0	0	0
Total Votes Cast	965	100.00%	<div><div></div></div>	262	675	25	3	0
Overvotes	0			0	0	0	0	0
Undervotes	3			1	2	0	0	0
Contest Totals	968			263	677	25	3	0

Lieutenant Governor

Vote For 1

	TOTAL	VOTE %		Election Day	Early Voting	Ballot By Mail	Provisional Ballots	Limited Ballots
REP Dan Patrick	550	57.35%	<div><div></div></div>	155	386	9	0	0
DEM Mike Collier	387	40.35%	<div><div></div></div>	100	269	15	3	0
LIB Shanna Steele	22	2.29%	<div><div></div></div>	6	15	1	0	0
Total Votes Cast	959	100.00%	<div><div></div></div>	261	670	25	3	0
Overvotes	0			0	0	0	0	0
Undervotes	9			2	7	0	0	0
Contest Totals	968			263	677	25	3	0

Attorney General

Vote For 1

	TOTAL	VOTE %		Election Day	Early Voting	Ballot By Mail	Provisional Ballots	Limited Ballots
REP Ken Paxton	536	56.30%	<div><div></div></div>	151	376	9	0	0
DEM Rochelle Mercedes Garza	377	39.60%	<div><div></div></div>	90	269	15	3	0
LIB Mark Ash	39	4.10%	<div><div></div></div>	16	22	1	0	0
Total Votes Cast	952	100.00%	<div><div></div></div>	257	667	25	3	0
Overvotes	0			0	0	0	0	0
Undervotes	16			6	10	0	0	0
Contest Totals	968			263	677	25	3	0

PCT 233

Comptroller of Public Accounts

Vote For 1

	TOTAL	VOTE %		Election Day	Early Voting	Ballot By Mail	Provisional Ballots	Limited Ballots
REP Glenn Hegar	569	60.15%	<div><div></div></div>	160	400	9	0	0
DEM Janet T. Dudding	348	36.79%	<div><div></div></div>	85	245	15	3	0
LIB V. Alonzo Echevarria-Garza	29	3.07%	<div><div></div></div>	10	18	1	0	0
Total Votes Cast	946	100.00%	<div><div></div></div>	255	663	25	3	0
Overvotes	0			0	0	0	0	0
Undervotes	22			8	14	0	0	0
Contest Totals	968			263	677	25	3	0

Commissioner of the General Land Office

Vote For 1

	TOTAL	VOTE %		Election Day	Early Voting	Ballot By Mail	Provisional Ballots	Limited Ballots
REP Dawn Buckingham	569	60.34%	<div><div></div></div>	161	399	9	0	0
DEM Jay Kleberg	362	38.39%	<div><div></div></div>	90	255	14	3	0
GRN Alfred Molison, Jr	12	1.27%	<div><div></div></div>	4	7	1	0	0
Write-In Totals	0	0.00%	<div><div></div></div>	0	0	0	0	0
Total Votes Cast	943	100.00%	<div><div></div></div>	255	661	24	3	0
Overvotes	0			0	0	0	0	0
Undervotes	25			8	16	1	0	0
Contest Totals	968			263	677	25	3	0

Commissioner of Agriculture

Vote For 1

	TOTAL	VOTE %		Election Day	Early Voting	Ballot By Mail	Provisional Ballots	Limited Ballots
REP Sid Miller	572	60.92%	<div><div></div></div>	157	406	9	0	0
DEM Susan Hays	367	39.08%	<div><div></div></div>	96	254	14	3	0
Total Votes Cast	939	100.00%	<div><div></div></div>	253	660	23	3	0
Overvotes	0			0	0	0	0	0
Undervotes	29			10	17	2	0	0
Contest Totals	968			263	677	25	3	0

Railroad Commissioner

Vote For 1

	TOTAL	VOTE %		Election Day	Early Voting	Ballot By Mail	Provisional Ballots	Limited Ballots
REP Wayne Christian	555	58.85%	<div><div></div></div>	159	388	8	0	0
DEM Luke Warford	356	37.75%	<div><div></div></div>	88	250	15	3	0
LIB Jaime Andres Diez	25	2.65%	<div><div></div></div>	6	18	1	0	0
GRN Hunter Wayne Crow	7	0.74%	<div><div></div></div>	2	5	0	0	0
Total Votes Cast	943	100.00%	<div><div></div></div>	255	661	24	3	0
Overvotes	0			0	0	0	0	0
Undervotes	25			8	16	1	0	0
Contest Totals	968			263	677	25	3	0

PCT 233

Justice, Supreme Court, Place 3

Vote For 1

	TOTAL	VOTE %		Election Day	Early Voting	Ballot By Mail	Provisional Ballots	Limited Ballots
REP Debra Lehrmann	558	58.74%	<div><div></div></div>	159	390	9	0	0
DEM Erin A. Nowell	365	38.42%	<div><div></div></div>	93	254	15	3	0
LIB Thomas Edward Oxford	27	2.84%	<div><div></div></div>	8	18	1	0	0
Total Votes Cast	950	100.00%	<div><div></div></div>	260	662	25	3	0
Overvotes	0			0	0	0	0	0
Undervotes	18			3	15	0	0	0
Contest Totals	968			263	677	25	3	0

Justice, Supreme Court, Place 5

Vote For 1

	TOTAL	VOTE %		Election Day	Early Voting	Ballot By Mail	Provisional Ballots	Limited Ballots
REP Rebeca Huddle	570	60.57%	<div><div></div></div>	163	398	9	0	0
DEM Amanda Reichel	371	39.43%	<div><div></div></div>	94	260	14	3	0
Total Votes Cast	941	100.00%	<div><div></div></div>	257	658	23	3	0
Overvotes	0			0	0	0	0	0
Undervotes	27			6	19	2	0	0
Contest Totals	968			263	677	25	3	0

Justice, Supreme Court, Place 9

Vote For 1

	TOTAL	VOTE %		Election Day	Early Voting	Ballot By Mail	Provisional Ballots	Limited Ballots
REP Evan Young	566	59.96%	<div><div></div></div>	160	397	9	0	0
DEM Julia Maldonado	378	40.04%	<div><div></div></div>	99	261	15	3	0
Total Votes Cast	944	100.00%	<div><div></div></div>	259	658	24	3	0
Overvotes	0			0	0	0	0	0
Undervotes	24			4	19	1	0	0
Contest Totals	968			263	677	25	3	0

Judge, Court of Criminal Appeals, Place 5

Vote For 1

	TOTAL	VOTE %		Election Day	Early Voting	Ballot By Mail	Provisional Ballots	Limited Ballots
REP Scott Walker	566	60.02%	<div><div></div></div>	163	395	8	0	0
DEM Dana Huffman	377	39.98%	<div><div></div></div>	95	263	16	3	0
Total Votes Cast	943	100.00%	<div><div></div></div>	258	658	24	3	0
Overvotes	0			0	0	0	0	0
Undervotes	25			5	19	1	0	0
Contest Totals	968			263	677	25	3	0

PCT 233

Judge, Court of Criminal Appeals, Place 6

Vote For 1

	TOTAL	VOTE %		Election Day	Early Voting	Ballot By Mail	Provisional Ballots	Limited Ballots
REP Jesse F. McClure, III	572	60.92%	<div><div></div></div>	166	397	9	0	0
DEM Robert Johnson	367	39.08%	<div><div></div></div>	91	258	15	3	0
Total Votes Cast	939	100.00%	<div><div></div></div>	257	655	24	3	0
Overvotes	0			0	0	0	0	0
Undervotes	29			6	22	1	0	0
Contest Totals	968			263	677	25	3	0

Member, State Board of Education, District 12 CCD

Vote For 1

	TOTAL	VOTE %		Election Day	Early Voting	Ballot By Mail	Provisional Ballots	Limited Ballots
REP Pam Little	551	58.25%	<div><div></div></div>	160	383	8	0	0
DEM Alex Cornwallis	361	38.16%	<div><div></div></div>	90	252	16	3	0
LIB Christy Mowrey	33	3.49%	<div><div></div></div>	9	23	1	0	0
Write-In Totals	1	0.11%	<div><div></div></div>	0	1	0	0	0
Total Votes Cast	946	100.00%	<div><div></div></div>	259	659	25	3	0
Overvotes	0			0	0	0	0	0
Undervotes	22			4	18	0	0	0
Contest Totals	968			263	677	25	3	0

State Senator, District 8

Vote For 1

	TOTAL	VOTE %		Election Day	Early Voting	Ballot By Mail	Provisional Ballots	Limited Ballots
REP Angela Paxton	546	57.78%	<div><div></div></div>	156	381	9	0	0
DEM Jonathan Cocks	369	39.05%	<div><div></div></div>	90	261	15	3	0
LIB Edward Kless	30	3.17%	<div><div></div></div>	13	16	1	0	0
Total Votes Cast	945	100.00%	<div><div></div></div>	259	658	25	3	0
Overvotes	0			0	0	0	0	0
Undervotes	23			4	19	0	0	0
Contest Totals	968			263	677	25	3	0

Justice, 5th Court of Appeals District, Place 4

Vote For 1

	TOTAL	VOTE %		Election Day	Early Voting	Ballot By Mail	Provisional Ballots	Limited Ballots
REP Emily A. Miskel	565	60.17%	<div><div></div></div>	161	395	9	0	0
DEM Maricela Moore	374	39.83%	<div><div></div></div>	96	260	15	3	0
Total Votes Cast	939	100.00%	<div><div></div></div>	257	655	24	3	0
Overvotes	0			0	0	0	0	0
Undervotes	29			6	22	1	0	0
Contest Totals	968			263	677	25	3	0

PCT 233

Justice, 5th Court of Appeals District, Place 7

Vote For 1

	TOTAL	VOTE %		Election Day	Early Voting	Ballot By Mail	Provisional Ballots	Limited Ballots
REP Kristina Williams	566	60.34%	<div><div></div></div>	162	395	9	0	0
DEM Nancy Kennedy	372	39.66%	<div><div></div></div>	95	259	15	3	0
Total Votes Cast	938	100.00%	<div><div></div></div>	257	654	24	3	0
Overvotes	0			0	0	0	0	0
Undervotes	30			6	23	1	0	0
Contest Totals	968			263	677	25	3	0

County Judge CCD

Vote For 1

	TOTAL	VOTE %		Election Day	Early Voting	Ballot By Mail	Provisional Ballots	Limited Ballots
REP Chris Hill	560	59.64%	<div><div></div></div>	159	392	9	0	0
DEM Joshua Murray	379	40.36%	<div><div></div></div>	94	267	15	3	0
Total Votes Cast	939	100.00%	<div><div></div></div>	253	659	24	3	0
Overvotes	0			0	0	0	0	0
Undervotes	29			10	18	1	0	0
Contest Totals	968			263	677	25	3	0

District Clerk CCD

Vote For 1

	TOTAL	VOTE %		Election Day	Early Voting	Ballot By Mail	Provisional Ballots	Limited Ballots
REP Mike Gould	566	60.53%	<div><div></div></div>	160	397	9	0	0
DEM David Brignac	369	39.47%	<div><div></div></div>	94	257	15	3	0
Total Votes Cast	935	100.00%	<div><div></div></div>	254	654	24	3	0
Overvotes	0			0	0	0	0	0
Undervotes	33			9	23	1	0	0
Contest Totals	968			263	677	25	3	0

Justice of the Peace, Precinct 2

Vote For 1

	TOTAL	VOTE %		Election Day	Early Voting	Ballot By Mail	Provisional Ballots	Limited Ballots
REP Ellen Skinner	563	60.47%	<div><div></div></div>	156	398	9	0	0
DEM Jennifer McKenzie	368	39.53%	<div><div></div></div>	97	253	15	3	0
Total Votes Cast	931	100.00%	<div><div></div></div>	253	651	24	3	0
Overvotes	0			0	0	0	0	0
Undervotes	37			10	26	1	0	0
Contest Totals	968			263	677	25	3	0

PCT 234

U. S. Representative District 3

Vote For 1

	TOTAL	VOTE %		Election Day	Early Voting	Ballot By Mail	Provisional Ballots	Limited Ballots
REP Keith Self	679	46.28%	<div><div></div></div>	189	479	10	1	0
DEM Sandeep Srivastava	764	52.08%	<div><div></div></div>	187	563	11	3	0
LIB Christopher Claytor	24	1.64%	<div><div></div></div>	10	14	0	0	0
Total Votes Cast	1,467	100.00%	<div><div></div></div>	386	1,056	21	4	0
Overvotes	0			0	0	0	0	0
Undervotes	17			7	9	0	1	0
Contest Totals	1,484			393	1,065	21	5	0

Governor

Vote For 1

	TOTAL	VOTE %		Election Day	Early Voting	Ballot By Mail	Provisional Ballots	Limited Ballots
REP Greg Abbott	665	44.90%	<div><div></div></div>	176	477	10	2	0
DEM Beto O'Rourke	809	54.63%	<div><div></div></div>	213	582	11	3	0
LIB Mark Tippetts	4	0.27%	<div><div></div></div>	0	4	0	0	0
GRN Delilah Barrios	1	0.07%	<div><div></div></div>	0	1	0	0	0
Write-In Totals	2	0.14%	<div><div></div></div>	1	1	0	0	0
Total Votes Cast	1,481	100.00%	<div><div></div></div>	390	1,065	21	5	0
Overvotes	0			0	0	0	0	0
Undervotes	3			3	0	0	0	0
Contest Totals	1,484			393	1,065	21	5	0

Lieutenant Governor

Vote For 1

	TOTAL	VOTE %		Election Day	Early Voting	Ballot By Mail	Provisional Ballots	Limited Ballots
REP Dan Patrick	659	44.89%	<div><div></div></div>	183	464	10	2	0
DEM Mike Collier	784	53.41%	<div><div></div></div>	193	577	11	3	0
LIB Shanna Steele	25	1.70%	<div><div></div></div>	9	16	0	0	0
Total Votes Cast	1,468	100.00%	<div><div></div></div>	385	1,057	21	5	0
Overvotes	0			0	0	0	0	0
Undervotes	16			8	8	0	0	0
Contest Totals	1,484			393	1,065	21	5	0

Attorney General

Vote For 1

	TOTAL	VOTE %		Election Day	Early Voting	Ballot By Mail	Provisional Ballots	Limited Ballots
REP Ken Paxton	645	43.97%	<div><div></div></div>	184	448	11	2	0
DEM Rochelle Mercedes Garza	787	53.65%	<div><div></div></div>	193	582	9	3	0
LIB Mark Ash	35	2.39%	<div><div></div></div>	9	25	1	0	0
Total Votes Cast	1,467	100.00%	<div><div></div></div>	386	1,055	21	5	0
Overvotes	0			0	0	0	0	0
Undervotes	17			7	10	0	0	0
Contest Totals	1,484			393	1,065	21	5	0

PCT 234

Comptroller of Public Accounts

Vote For 1

	TOTAL	VOTE %		Election Day	Early Voting	Ballot By Mail	Provisional Ballots	Limited Ballots
REP Glenn Hegar	731	50.24%	<div><div></div></div>	203	514	12	2	0
DEM Janet T. Dudding	705	48.45%	<div><div></div></div>	169	524	9	3	0
LIB V. Alonzo Echevarria-Garza	19	1.31%	<div><div></div></div>	7	12	0	0	0
Total Votes Cast	1,455	100.00%	<div><div></div></div>	379	1,050	21	5	0
Overvotes	0			0	0	0	0	0
Undervotes	29			14	15	0	0	0
Contest Totals	1,484			393	1,065	21	5	0

Commissioner of the General Land Office

Vote For 1

	TOTAL	VOTE %		Election Day	Early Voting	Ballot By Mail	Provisional Ballots	Limited Ballots
REP Dawn Buckingham	714	49.11%	<div><div></div></div>	202	498	12	2	0
DEM Jay Kleberg	728	50.07%	<div><div></div></div>	175	542	8	3	0
GRN Alfred Molison, Jr	12	0.83%	<div><div></div></div>	4	8	0	0	0
Write-In Totals	0	0.00%	<div><div></div></div>	0	0	0	0	0
Total Votes Cast	1,454	100.00%	<div><div></div></div>	381	1,048	20	5	0
Overvotes	0			0	0	0	0	0
Undervotes	30			12	17	1	0	0
Contest Totals	1,484			393	1,065	21	5	0

Commissioner of Agriculture

Vote For 1

	TOTAL	VOTE %		Election Day	Early Voting	Ballot By Mail	Provisional Ballots	Limited Ballots
REP Sid Miller	715	49.17%	<div><div></div></div>	206	497	10	2	0
DEM Susan Hays	739	50.83%	<div><div></div></div>	176	549	11	3	0
Total Votes Cast	1,454	100.00%	<div><div></div></div>	382	1,046	21	5	0
Overvotes	0			0	0	0	0	0
Undervotes	30			11	19	0	0	0
Contest Totals	1,484			393	1,065	21	5	0

Railroad Commissioner

Vote For 1

	TOTAL	VOTE %		Election Day	Early Voting	Ballot By Mail	Provisional Ballots	Limited Ballots
REP Wayne Christian	703	48.45%	<div><div></div></div>	197	493	11	2	0
DEM Luke Warford	716	49.35%	<div><div></div></div>	169	534	10	3	0
LIB Jaime Andres Diez	21	1.45%	<div><div></div></div>	9	12	0	0	0
GRN Hunter Wayne Crow	11	0.76%	<div><div></div></div>	4	7	0	0	0
Total Votes Cast	1,451	100.00%	<div><div></div></div>	379	1,046	21	5	0
Overvotes	0			0	0	0	0	0
Undervotes	33			14	19	0	0	0
Contest Totals	1,484			393	1,065	21	5	0

PCT 234

Justice, Supreme Court, Place 3

Vote For 1

	TOTAL	VOTE %		Election Day	Early Voting	Ballot By Mail	Provisional Ballots	Limited Ballots
REP Debra Lehrmann	701	48.01%	<div><div></div></div>	190	497	12	2	0
DEM Erin A. Nowell	745	51.03%	<div><div></div></div>	187	547	8	3	0
LIB Thomas Edward Oxford	14	0.96%	<div><div></div></div>	5	9	0	0	0
Total Votes Cast	1,460	100.00%	<div><div></div></div>	382	1,053	20	5	0
Overvotes	0			0	0	0	0	0
Undervotes	24			11	12	1	0	0
Contest Totals	1,484			393	1,065	21	5	0

Justice, Supreme Court, Place 5

Vote For 1

	TOTAL	VOTE %		Election Day	Early Voting	Ballot By Mail	Provisional Ballots	Limited Ballots
REP Rebeca Huddle	702	48.18%	<div><div></div></div>	193	496	11	2	0
DEM Amanda Reichel	755	51.82%	<div><div></div></div>	187	556	9	3	0
Total Votes Cast	1,457	100.00%	<div><div></div></div>	380	1,052	20	5	0
Overvotes	0			0	0	0	0	0
Undervotes	27			13	13	1	0	0
Contest Totals	1,484			393	1,065	21	5	0

Justice, Supreme Court, Place 9

Vote For 1

	TOTAL	VOTE %		Election Day	Early Voting	Ballot By Mail	Provisional Ballots	Limited Ballots
REP Evan Young	700	48.11%	<div><div></div></div>	189	497	12	2	0
DEM Julia Maldonado	755	51.89%	<div><div></div></div>	192	552	8	3	0
Total Votes Cast	1,455	100.00%	<div><div></div></div>	381	1,049	20	5	0
Overvotes	0			0	0	0	0	0
Undervotes	29			12	16	1	0	0
Contest Totals	1,484			393	1,065	21	5	0

Judge, Court of Criminal Appeals, Place 5

Vote For 1

	TOTAL	VOTE %		Election Day	Early Voting	Ballot By Mail	Provisional Ballots	Limited Ballots
REP Scott Walker	695	47.77%	<div><div></div></div>	192	490	11	2	0
DEM Dana Huffman	760	52.23%	<div><div></div></div>	190	557	10	3	0
Total Votes Cast	1,455	100.00%	<div><div></div></div>	382	1,047	21	5	0
Overvotes	0			0	0	0	0	0
Undervotes	29			11	18	0	0	0
Contest Totals	1,484			393	1,065	21	5	0

PCT 234

Judge, Court of Criminal Appeals, Place 6

Vote For 1

	TOTAL	VOTE %		Election Day	Early Voting	Ballot By Mail	Provisional Ballots	Limited Ballots
REP Jesse F. McClure, III	701	48.34%	<div><div></div></div>	193	494	12	2	0
DEM Robert Johnson	749	51.66%	<div><div></div></div>	187	551	8	3	0
Total Votes Cast	1,450	100.00%	<div><div></div></div>	380	1,045	20	5	0
Overvotes	0			0	0	0	0	0
Undervotes	34			13	20	1	0	0
Contest Totals	1,484			393	1,065	21	5	0

Member, State Board of Education, District 12 CCD

Vote For 1

	TOTAL	VOTE %		Election Day	Early Voting	Ballot By Mail	Provisional Ballots	Limited Ballots
REP Pam Little	703	48.32%	<div><div></div></div>	191	498	12	2	0
DEM Alex Cornwallis	726	49.90%	<div><div></div></div>	185	529	9	3	0
LIB Christy Mowrey	26	1.79%	<div><div></div></div>	7	19	0	0	0
Write-In Totals	0	0.00%	<div><div></div></div>	0	0	0	0	0
Total Votes Cast	1,455	100.00%	<div><div></div></div>	383	1,046	21	5	0
Overvotes	0			0	0	0	0	0
Undervotes	29			10	19	0	0	0
Contest Totals	1,484			393	1,065	21	5	0

State Representative, District 61

Vote For 1

	TOTAL	VOTE %		Election Day	Early Voting	Ballot By Mail	Provisional Ballots	Limited Ballots
REP Frederick Frazier	700	48.34%	<div><div></div></div>	200	486	12	2	0
DEM Sheena King	748	51.66%	<div><div></div></div>	181	556	8	3	0
Total Votes Cast	1,448	100.00%	<div><div></div></div>	381	1,042	20	5	0
Overvotes	0			0	0	0	0	0
Undervotes	36			12	23	1	0	0
Contest Totals	1,484			393	1,065	21	5	0

Justice, 5th Court of Appeals District, Place 4

Vote For 1

	TOTAL	VOTE %		Election Day	Early Voting	Ballot By Mail	Provisional Ballots	Limited Ballots
REP Emily A. Miskel	717	49.59%	<div><div></div></div>	199	503	13	2	0
DEM Maricela Moore	729	50.41%	<div><div></div></div>	181	538	7	3	0
Total Votes Cast	1,446	100.00%	<div><div></div></div>	380	1,041	20	5	0
Overvotes	0			0	0	0	0	0
Undervotes	38			13	24	1	0	0
Contest Totals	1,484			393	1,065	21	5	0

PCT 234

Justice, 5th Court of Appeals District, Place 7

Vote For 1

	TOTAL	VOTE %		Election Day	Early Voting	Ballot By Mail	Provisional Ballots	Limited Ballots
REP Kristina Williams	690	47.55%	<div><div></div></div>	195	483	10	2	0
DEM Nancy Kennedy	761	52.45%	<div><div></div></div>	185	563	10	3	0
Total Votes Cast	1,451	100.00%	<div><div></div></div>	380	1,046	20	5	0
Overvotes	0			0	0	0	0	0
Undervotes	33			13	19	1	0	0
Contest Totals	1,484			393	1,065	21	5	0

County Judge CCD

Vote For 1

	TOTAL	VOTE %		Election Day	Early Voting	Ballot By Mail	Provisional Ballots	Limited Ballots
REP Chris Hill	687	47.38%	<div><div></div></div>	193	480	12	2	0
DEM Joshua Murray	763	52.62%	<div><div></div></div>	187	564	9	3	0
Total Votes Cast	1,450	100.00%	<div><div></div></div>	380	1,044	21	5	0
Overvotes	0			0	0	0	0	0
Undervotes	34			13	21	0	0	0
Contest Totals	1,484			393	1,065	21	5	0

District Clerk CCD

Vote For 1

	TOTAL	VOTE %		Election Day	Early Voting	Ballot By Mail	Provisional Ballots	Limited Ballots
REP Mike Gould	708	49.20%	<div><div></div></div>	204	490	12	2	0
DEM David Brignac	731	50.80%	<div><div></div></div>	173	546	9	3	0
Total Votes Cast	1,439	100.00%	<div><div></div></div>	377	1,036	21	5	0
Overvotes	0			0	0	0	0	0
Undervotes	45			16	29	0	0	0
Contest Totals	1,484			393	1,065	21	5	0

Justice of the Peace, Precinct 4

Vote For 1

	TOTAL	VOTE %		Election Day	Early Voting	Ballot By Mail	Provisional Ballots	Limited Ballots
REP Vincent Venegoni	695	48.30%	<div><div></div></div>	189	493	11	2	0
DEM Adam Kern	744	51.70%	<div><div></div></div>	188	543	10	3	0
Total Votes Cast	1,439	100.00%	<div><div></div></div>	377	1,036	21	5	0
Overvotes	0			0	0	0	0	0
Undervotes	45			16	29	0	0	0
Contest Totals	1,484			393	1,065	21	5	0

PCT 235

U. S. Representative, District 4

Vote For 1

	TOTAL	VOTE %		Election Day	Early Voting	Ballot By Mail	Provisional Ballots	Limited Ballots
REP Pat Fallon	452	47.93%	<div><div></div></div>	119	323	10	0	0
DEM Iro Omere	474	50.27%	<div><div></div></div>	109	349	14	2	0
LIB John Simmons	17	1.80%	<div><div></div></div>	7	8	2	0	0
Total Votes Cast	943	100.00%	<div><div></div></div>	235	680	26	2	0
Overvotes	0			0	0	0	0	0
Undervotes	23			6	17	0	0	0
Contest Totals	966			241	697	26	2	0

Governor

Vote For 1

	TOTAL	VOTE %		Election Day	Early Voting	Ballot By Mail	Provisional Ballots	Limited Ballots
REP Greg Abbott	444	46.11%	<div><div></div></div>	115	318	11	0	0
DEM Beto O'Rourke	509	52.86%	<div><div></div></div>	120	372	15	2	0
LIB Mark Tippetts	5	0.52%	<div><div></div></div>	1	4	0	0	0
GRN Delilah Barrios	2	0.21%	<div><div></div></div>	1	1	0	0	0
Write-In Totals	3	0.31%	<div><div></div></div>	3	0	0	0	0
Total Votes Cast	963	100.00%	<div><div></div></div>	240	695	26	2	0
Overvotes	0			0	0	0	0	0
Undervotes	3			1	2	0	0	0
Contest Totals	966			241	697	26	2	0

Lieutenant Governor

Vote For 1

	TOTAL	VOTE %		Election Day	Early Voting	Ballot By Mail	Provisional Ballots	Limited Ballots
REP Dan Patrick	424	44.77%	<div><div></div></div>	113	301	10	0	0
DEM Mike Collier	513	54.17%	<div><div></div></div>	118	378	15	2	0
LIB Shanna Steele	10	1.06%	<div><div></div></div>	3	7	0	0	0
Total Votes Cast	947	100.00%	<div><div></div></div>	234	686	25	2	0
Overvotes	0			0	0	0	0	0
Undervotes	19			7	11	1	0	0
Contest Totals	966			241	697	26	2	0

Attorney General

Vote For 1

	TOTAL	VOTE %		Election Day	Early Voting	Ballot By Mail	Provisional Ballots	Limited Ballots
REP Ken Paxton	427	45.28%	<div><div></div></div>	121	296	10	0	0
DEM Rochelle Mercedes Garza	495	52.49%	<div><div></div></div>	106	372	15	2	0
LIB Mark Ash	21	2.23%	<div><div></div></div>	9	12	0	0	0
Total Votes Cast	943	100.00%	<div><div></div></div>	236	680	25	2	0
Overvotes	0			0	0	0	0	0
Undervotes	23			5	17	1	0	0
Contest Totals	966			241	697	26	2	0

PCT 235

Comptroller of Public Accounts

Vote For 1

	TOTAL	VOTE %		Election Day	Early Voting	Ballot By Mail	Provisional Ballots	Limited Ballots
REP Glenn Hegar	464	49.31%	<div><div></div></div>	124	328	12	0	0
DEM Janet T. Dudding	465	49.42%	<div><div></div></div>	101	348	14	2	0
LIB V. Alonzo Echevarria-Garza	12	1.28%	<div><div></div></div>	7	5	0	0	0
Total Votes Cast	941	100.00%	<div><div></div></div>	232	681	26	2	0
Overvotes	0			0	0	0	0	0
Undervotes	25			9	16	0	0	0
Contest Totals	966			241	697	26	2	0

Commissioner of the General Land Office

Vote For 1

	TOTAL	VOTE %		Election Day	Early Voting	Ballot By Mail	Provisional Ballots	Limited Ballots
REP Dawn Buckingham	451	48.29%	<div><div></div></div>	120	320	11	0	0
DEM Jay Kleberg	478	51.18%	<div><div></div></div>	106	355	15	2	0
GRN Alfred Molison, Jr	5	0.54%	<div><div></div></div>	3	2	0	0	0
Write-In Totals	0	0.00%	<div><div></div></div>	0	0	0	0	0
Total Votes Cast	934	100.00%	<div><div></div></div>	229	677	26	2	0
Overvotes	0			0	0	0	0	0
Undervotes	32			12	20	0	0	0
Contest Totals	966			241	697	26	2	0

Commissioner of Agriculture

Vote For 1

	TOTAL	VOTE %		Election Day	Early Voting	Ballot By Mail	Provisional Ballots	Limited Ballots
REP Sid Miller	443	47.28%	<div><div></div></div>	115	318	10	0	0
DEM Susan Hays	494	52.72%	<div><div></div></div>	116	361	15	2	0
Total Votes Cast	937	100.00%	<div><div></div></div>	231	679	25	2	0
Overvotes	0			0	0	0	0	0
Undervotes	29			10	18	1	0	0
Contest Totals	966			241	697	26	2	0

Railroad Commissioner

Vote For 1

	TOTAL	VOTE %		Election Day	Early Voting	Ballot By Mail	Provisional Ballots	Limited Ballots
REP Wayne Christian	443	47.38%	<div><div></div></div>	117	315	11	0	0
DEM Luke Warford	467	49.95%	<div><div></div></div>	100	350	15	2	0
LIB Jaime Andres Diez	20	2.14%	<div><div></div></div>	8	12	0	0	0
GRN Hunter Wayne Crow	5	0.53%	<div><div></div></div>	3	2	0	0	0
Total Votes Cast	935	100.00%	<div><div></div></div>	228	679	26	2	0
Overvotes	0			0	0	0	0	0
Undervotes	31			13	18	0	0	0
Contest Totals	966			241	697	26	2	0

PCT 235

Justice, Supreme Court, Place 3

Vote For 1

	TOTAL	VOTE %		Election Day	Early Voting	Ballot By Mail	Provisional Ballots	Limited Ballots
REP Debra Lehrmann	451	48.03%	<div><div></div></div>	116	323	12	0	0
DEM Erin A. Nowell	477	50.80%	<div><div></div></div>	111	350	14	2	0
LIB Thomas Edward Oxford	11	1.17%	<div><div></div></div>	4	7	0	0	0
Total Votes Cast	939	100.00%	<div><div></div></div>	231	680	26	2	0
Overvotes	0			0	0	0	0	0
Undervotes	27			10	17	0	0	0
Contest Totals	966			241	697	26	2	0

Justice, Supreme Court, Place 5

Vote For 1

	TOTAL	VOTE %		Election Day	Early Voting	Ballot By Mail	Provisional Ballots	Limited Ballots
REP Rebeca Huddle	458	48.78%	<div><div></div></div>	121	326	11	0	0
DEM Amanda Reichel	481	51.22%	<div><div></div></div>	110	354	15	2	0
Total Votes Cast	939	100.00%	<div><div></div></div>	231	680	26	2	0
Overvotes	0			0	0	0	0	0
Undervotes	27			10	17	0	0	0
Contest Totals	966			241	697	26	2	0

Justice, Supreme Court, Place 9

Vote For 1

	TOTAL	VOTE %		Election Day	Early Voting	Ballot By Mail	Provisional Ballots	Limited Ballots
REP Evan Young	447	47.76%	<div><div></div></div>	117	319	11	0	0
DEM Julia Maldonado	489	52.24%	<div><div></div></div>	112	360	15	2	0
Total Votes Cast	936	100.00%	<div><div></div></div>	229	679	26	2	0
Overvotes	0			0	0	0	0	0
Undervotes	30			12	18	0	0	0
Contest Totals	966			241	697	26	2	0

Judge, Court of Criminal Appeals, Place 5

Vote For 1

	TOTAL	VOTE %		Election Day	Early Voting	Ballot By Mail	Provisional Ballots	Limited Ballots
REP Scott Walker	449	48.02%	<div><div></div></div>	117	322	10	0	0
DEM Dana Huffman	486	51.98%	<div><div></div></div>	111	357	16	2	0
Total Votes Cast	935	100.00%	<div><div></div></div>	228	679	26	2	0
Overvotes	0			0	0	0	0	0
Undervotes	31			13	18	0	0	0
Contest Totals	966			241	697	26	2	0

PCT 235

Judge, Court of Criminal Appeals, Place 6

Vote For 1

	TOTAL	VOTE %		Election Day	Early Voting	Ballot By Mail	Provisional Ballots	Limited Ballots
REP Jesse F. McClure, III	453	48.61%	<div><div></div></div>	117	325	11	0	0
DEM Robert Johnson	479	51.39%	<div><div></div></div>	113	349	15	2	0
Total Votes Cast	932	100.00%	<div><div></div></div>	230	674	26	2	0
Overvotes	0			0	0	0	0	0
Undervotes	34			11	23	0	0	0
Contest Totals	966			241	697	26	2	0

Member, State Board of Education, District 12 CCD

Vote For 1

	TOTAL	VOTE %		Election Day	Early Voting	Ballot By Mail	Provisional Ballots	Limited Ballots
REP Pam Little	449	48.59%	<div><div></div></div>	118	320	11	0	0
DEM Alex Cornwallis	461	49.89%	<div><div></div></div>	104	340	15	2	0
LIB Christy Mowrey	14	1.52%	<div><div></div></div>	6	8	0	0	0
Write-In Totals	0	0.00%	<div><div></div></div>	0	0	0	0	0
Total Votes Cast	924	100.00%	<div><div></div></div>	228	668	26	2	0
Overvotes	0			0	0	0	0	0
Undervotes	42			13	29	0	0	0
Contest Totals	966			241	697	26	2	0

State Senator, District 8

Vote For 1

	TOTAL	VOTE %		Election Day	Early Voting	Ballot By Mail	Provisional Ballots	Limited Ballots
REP Angela Paxton	431	45.85%	<div><div></div></div>	118	303	10	0	0
DEM Jonathan Cocks	498	52.98%	<div><div></div></div>	113	368	15	2	0
LIB Edward Kless	11	1.17%	<div><div></div></div>	4	7	0	0	0
Total Votes Cast	940	100.00%	<div><div></div></div>	235	678	25	2	0
Overvotes	0			0	0	0	0	0
Undervotes	26			6	19	1	0	0
Contest Totals	966			241	697	26	2	0

State Representative, District 70

Vote For 1

	TOTAL	VOTE %		Election Day	Early Voting	Ballot By Mail	Provisional Ballots	Limited Ballots
REP Jamee Jolly	472	50.00%	<div><div></div></div>	125	335	12	0	0
DEM Mihaela Elizabeth Plesa	472	50.00%	<div><div></div></div>	108	348	14	2	0
Total Votes Cast	944	100.00%	<div><div></div></div>	233	683	26	2	0
Overvotes	0			0	0	0	0	0
Undervotes	22			8	14	0	0	0
Contest Totals	966			241	697	26	2	0

PCT 235

Justice, 5th Court of Appeals District, Place 4

Vote For 1

	TOTAL	VOTE %		Election Day	Early Voting	Ballot By Mail	Provisional Ballots	Limited Ballots
REP Emily A. Miskel	454	48.82%	<div><div></div></div>	118	325	11	0	0
DEM Maricela Moore	476	51.18%	<div><div></div></div>	111	348	15	2	0
Total Votes Cast	930	100.00%	<div><div></div></div>	229	673	26	2	0
Overvotes	0			0	0	0	0	0
Undervotes	36			12	24	0	0	0
Contest Totals	966			241	697	26	2	0

Justice, 5th Court of Appeals District, Place 7

Vote For 1

	TOTAL	VOTE %		Election Day	Early Voting	Ballot By Mail	Provisional Ballots	Limited Ballots
REP Kristina Williams	451	48.81%	<div><div></div></div>	120	322	9	0	0
DEM Nancy Kennedy	473	51.19%	<div><div></div></div>	108	347	16	2	0
Total Votes Cast	924	100.00%	<div><div></div></div>	228	669	25	2	0
Overvotes	0			0	0	0	0	0
Undervotes	42			13	28	1	0	0
Contest Totals	966			241	697	26	2	0

County Judge CCD

Vote For 1

	TOTAL	VOTE %		Election Day	Early Voting	Ballot By Mail	Provisional Ballots	Limited Ballots
REP Chris Hill	454	48.61%	<div><div></div></div>	116	326	12	0	0
DEM Joshua Murray	480	51.39%	<div><div></div></div>	117	347	14	2	0
Total Votes Cast	934	100.00%	<div><div></div></div>	233	673	26	2	0
Overvotes	0			0	0	0	0	0
Undervotes	32			8	24	0	0	0
Contest Totals	966			241	697	26	2	0

District Clerk CCD

Vote For 1

	TOTAL	VOTE %		Election Day	Early Voting	Ballot By Mail	Provisional Ballots	Limited Ballots
REP Mike Gould	456	49.19%	<div><div></div></div>	122	322	12	0	0
DEM David Brignac	471	50.81%	<div><div></div></div>	107	348	14	2	0
Total Votes Cast	927	100.00%	<div><div></div></div>	229	670	26	2	0
Overvotes	0			0	0	0	0	0
Undervotes	39			12	27	0	0	0
Contest Totals	966			241	697	26	2	0

PCT 235

Justice of the Peace, Precinct 4

Vote For 1

	TOTAL	VOTE %		Election Day	Early Voting	Ballot By Mail	Provision al Ballots	Limited Ballots
REP Vincent Venegoni	447	48.38%	<div><div></div></div>	118	319	10	0	0
DEM Adam Kern	477	51.62%	<div><div></div></div>	109	352	14	2	0
Total Votes Cast	924	100.00%	<div><div></div></div>	227	671	24	2	0
Overvotes	0			0	0	0	0	0
Undervotes	42			14	26	2	0	0
Contest Totals	966			241	697	26	2	0

PCT 236

U. S. Representative District 3

Vote For 1

	TOTAL	VOTE %		Election Day	Early Voting	Ballot By Mail	Provisional Ballots	Limited Ballots
REP Keith Self	1,084	65.58%	<div><div></div></div>	295	761	27	1	0
DEM Sandeep Srivastava	530	32.06%	<div><div></div></div>	115	387	27	1	0
LIB Christopher Claytor	39	2.36%	<div><div></div></div>	15	24	0	0	0
Total Votes Cast	1,653	100.00%	<div><div></div></div>	425	1,172	54	2	0
Overvotes	0			0	0	0	0	0
Undervotes	25			10	15	0	0	0
Contest Totals	1,678			435	1,187	54	2	0

Governor

Vote For 1

	TOTAL	VOTE %		Election Day	Early Voting	Ballot By Mail	Provisional Ballots	Limited Ballots
REP Greg Abbott	1,058	63.20%	<div><div></div></div>	282	749	26	1	0
DEM Beto O'Rourke	591	35.30%	<div><div></div></div>	141	421	28	1	0
LIB Mark Tippetts	22	1.31%	<div><div></div></div>	8	14	0	0	0
GRN Delilah Barrios	3	0.18%	<div><div></div></div>	2	1	0	0	0
Write-In Totals	0	0.00%	<div><div></div></div>	0	0	0	0	0
Total Votes Cast	1,674	100.00%	<div><div></div></div>	433	1,185	54	2	0
Overvotes	0			0	0	0	0	0
Undervotes	4			2	2	0	0	0
Contest Totals	1,678			435	1,187	54	2	0

Lieutenant Governor

Vote For 1

	TOTAL	VOTE %		Election Day	Early Voting	Ballot By Mail	Provisional Ballots	Limited Ballots
REP Dan Patrick	1,026	61.81%	<div><div></div></div>	278	721	26	1	0
DEM Mike Collier	592	35.66%	<div><div></div></div>	140	423	28	1	0
LIB Shanna Steele	42	2.53%	<div><div></div></div>	11	31	0	0	0
Total Votes Cast	1,660	100.00%	<div><div></div></div>	429	1,175	54	2	0
Overvotes	0			0	0	0	0	0
Undervotes	18			6	12	0	0	0
Contest Totals	1,678			435	1,187	54	2	0

Attorney General

Vote For 1

	TOTAL	VOTE %		Election Day	Early Voting	Ballot By Mail	Provisional Ballots	Limited Ballots
REP Ken Paxton	997	60.61%	<div><div></div></div>	276	695	25	1	0
DEM Rochelle Mercedes Garza	588	35.74%	<div><div></div></div>	130	429	28	1	0
LIB Mark Ash	60	3.65%	<div><div></div></div>	21	38	1	0	0
Total Votes Cast	1,645	100.00%	<div><div></div></div>	427	1,162	54	2	0
Overvotes	0			0	0	0	0	0
Undervotes	33			8	25	0	0	0
Contest Totals	1,678			435	1,187	54	2	0

PCT 236

Comptroller of Public Accounts

Vote For 1

	TOTAL	VOTE %		Election Day	Early Voting	Ballot By Mail	Provisional Ballots	Limited Ballots
REP Glenn Hegar	1,089	66.81%	<div><div></div></div>	291	771	26	1	0
DEM Janet T. Dudding	510	31.29%	<div><div></div></div>	115	368	26	1	0
LIB V. Alonzo Echevarria-Garza	31	1.90%	<div><div></div></div>	10	21	0	0	0
Total Votes Cast	1,630	100.00%	<div><div></div></div>	416	1,160	52	2	0
Overvotes	0			0	0	0	0	0
Undervotes	48			19	27	2	0	0
Contest Totals	1,678			435	1,187	54	2	0

Commissioner of the General Land Office

Vote For 1

	TOTAL	VOTE %		Election Day	Early Voting	Ballot By Mail	Provisional Ballots	Limited Ballots
REP Dawn Buckingham	1,080	66.34%	<div><div></div></div>	291	763	25	1	0
DEM Jay Kleberg	532	32.68%	<div><div></div></div>	121	384	26	1	0
GRN Alfred Molison, Jr	14	0.86%	<div><div></div></div>	3	11	0	0	0
Write-In Totals	2	0.12%	<div><div></div></div>	1	1	0	0	0
Total Votes Cast	1,628	100.00%	<div><div></div></div>	416	1,159	51	2	0
Overvotes	0			0	0	0	0	0
Undervotes	50			19	28	3	0	0
Contest Totals	1,678			435	1,187	54	2	0

Commissioner of Agriculture

Vote For 1

	TOTAL	VOTE %		Election Day	Early Voting	Ballot By Mail	Provisional Ballots	Limited Ballots
REP Sid Miller	1,064	65.76%	<div><div></div></div>	287	750	26	1	0
DEM Susan Hays	554	34.24%	<div><div></div></div>	126	400	27	1	0
Total Votes Cast	1,618	100.00%	<div><div></div></div>	413	1,150	53	2	0
Overvotes	0			0	0	0	0	0
Undervotes	60			22	37	1	0	0
Contest Totals	1,678			435	1,187	54	2	0

Railroad Commissioner

Vote For 1

	TOTAL	VOTE %		Election Day	Early Voting	Ballot By Mail	Provisional Ballots	Limited Ballots
REP Wayne Christian	1,052	64.62%	<div><div></div></div>	285	740	26	1	0
DEM Luke Warford	529	32.49%	<div><div></div></div>	121	380	27	1	0
LIB Jaime Andres Diez	35	2.15%	<div><div></div></div>	7	28	0	0	0
GRN Hunter Wayne Crow	12	0.74%	<div><div></div></div>	3	8	1	0	0
Total Votes Cast	1,628	100.00%	<div><div></div></div>	416	1,156	54	2	0
Overvotes	0			0	0	0	0	0
Undervotes	50			19	31	0	0	0
Contest Totals	1,678			435	1,187	54	2	0

PCT 236

Justice, Supreme Court, Place 3

Vote For 1

	TOTAL	VOTE %		Election Day	Early Voting	Ballot By Mail	Provisional Ballots	Limited Ballots
REP Debra Lehrmann	1,067	65.42%	<div><div></div></div>	283	757	26	1	0
DEM Erin A. Nowell	533	32.68%	<div><div></div></div>	120	385	27	1	0
LIB Thomas Edward Oxford	31	1.90%	<div><div></div></div>	9	22	0	0	0
Total Votes Cast	1,631	100.00%	<div><div></div></div>	412	1,164	53	2	0
Overvotes	0			0	0	0	0	0
Undervotes	47			23	23	1	0	0
Contest Totals	1,678			435	1,187	54	2	0

Justice, Supreme Court, Place 5

Vote For 1

	TOTAL	VOTE %		Election Day	Early Voting	Ballot By Mail	Provisional Ballots	Limited Ballots
REP Rebeca Huddle	1,082	66.63%	<div><div></div></div>	288	767	26	1	0
DEM Amanda Reichel	542	33.37%	<div><div></div></div>	125	390	26	1	0
Total Votes Cast	1,624	100.00%	<div><div></div></div>	413	1,157	52	2	0
Overvotes	0			0	0	0	0	0
Undervotes	54			22	30	2	0	0
Contest Totals	1,678			435	1,187	54	2	0

Justice, Supreme Court, Place 9

Vote For 1

	TOTAL	VOTE %		Election Day	Early Voting	Ballot By Mail	Provisional Ballots	Limited Ballots
REP Evan Young	1,073	66.23%	<div><div></div></div>	283	763	26	1	0
DEM Julia Maldonado	547	33.77%	<div><div></div></div>	127	392	27	1	0
Total Votes Cast	1,620	100.00%	<div><div></div></div>	410	1,155	53	2	0
Overvotes	0			0	0	0	0	0
Undervotes	58			25	32	1	0	0
Contest Totals	1,678			435	1,187	54	2	0

Judge, Court of Criminal Appeals, Place 5

Vote For 1

	TOTAL	VOTE %		Election Day	Early Voting	Ballot By Mail	Provisional Ballots	Limited Ballots
REP Scott Walker	1,079	66.48%	<div><div></div></div>	287	765	26	1	0
DEM Dana Huffman	544	33.52%	<div><div></div></div>	125	391	27	1	0
Total Votes Cast	1,623	100.00%	<div><div></div></div>	412	1,156	53	2	0
Overvotes	0			0	0	0	0	0
Undervotes	55			23	31	1	0	0
Contest Totals	1,678			435	1,187	54	2	0

PCT 236

Judge, Court of Criminal Appeals, Place 6

Vote For 1

	TOTAL	VOTE %		Election Day	Early Voting	Ballot By Mail	Provisional Ballots	Limited Ballots
REP Jesse F. McClure, III	1,080	66.87%	<div><div></div></div>	288	766	25	1	0
DEM Robert Johnson	535	33.13%	<div><div></div></div>	122	385	27	1	0
Total Votes Cast	1,615	100.00%	<div><div></div></div>	410	1,151	52	2	0
Overvotes	0			0	0	0	0	0
Undervotes	63			25	36	2	0	0
Contest Totals	1,678			435	1,187	54	2	0

Member, State Board of Education, District 12 CCD

Vote For 1

	TOTAL	VOTE %		Election Day	Early Voting	Ballot By Mail	Provisional Ballots	Limited Ballots
REP Pam Little	1,051	64.44%	<div><div></div></div>	281	743	26	1	0
DEM Alex Cornwallis	535	32.80%	<div><div></div></div>	124	383	27	1	0
LIB Christy Mowrey	45	2.76%	<div><div></div></div>	10	35	0	0	0
Write-In Totals	0	0.00%	<div><div></div></div>	0	0	0	0	0
Total Votes Cast	1,631	100.00%	<div><div></div></div>	415	1,161	53	2	0
Overvotes	0			0	0	0	0	0
Undervotes	47			20	26	1	0	0
Contest Totals	1,678			435	1,187	54	2	0

State Senator, District 8

Vote For 1

	TOTAL	VOTE %		Election Day	Early Voting	Ballot By Mail	Provisional Ballots	Limited Ballots
REP Angela Paxton	1,008	61.95%	<div><div></div></div>	283	701	23	1	0
DEM Jonathan Cocks	573	35.22%	<div><div></div></div>	124	418	30	1	0
LIB Edward Kless	46	2.83%	<div><div></div></div>	13	33	0	0	0
Total Votes Cast	1,627	100.00%	<div><div></div></div>	420	1,152	53	2	0
Overvotes	0			0	0	0	0	0
Undervotes	51			15	35	1	0	0
Contest Totals	1,678			435	1,187	54	2	0

State Representative, District 61

Vote For 1

	TOTAL	VOTE %		Election Day	Early Voting	Ballot By Mail	Provisional Ballots	Limited Ballots
REP Frederick Frazier	1,062	65.31%	<div><div></div></div>	290	745	27	0	0
DEM Sheena King	564	34.69%	<div><div></div></div>	127	409	27	1	0
Total Votes Cast	1,626	100.00%	<div><div></div></div>	417	1,154	54	1	0
Overvotes	0			0	0	0	0	0
Undervotes	52			18	33	0	1	0
Contest Totals	1,678			435	1,187	54	2	0

PCT 236

Justice, 5th Court of Appeals District, Place 4

Vote For 1

	TOTAL	VOTE %		Election Day	Early Voting	Ballot By Mail	Provisional Ballots	Limited Ballots
REP Emily A. Miskel	1,074	66.75%	<div><div></div></div>	288	760	25	1	0
DEM Maricela Moore	535	33.25%	<div><div></div></div>	122	386	26	1	0
Total Votes Cast	1,609	100.00%	<div><div></div></div>	410	1,146	51	2	0
Overvotes	0			0	0	0	0	0
Undervotes	69			25	41	3	0	0
Contest Totals	1,678			435	1,187	54	2	0

Justice, 5th Court of Appeals District, Place 7

Vote For 1

	TOTAL	VOTE %		Election Day	Early Voting	Ballot By Mail	Provisional Ballots	Limited Ballots
REP Kristina Williams	1,073	66.56%	<div><div></div></div>	287	759	26	1	0
DEM Nancy Kennedy	539	33.44%	<div><div></div></div>	121	392	25	1	0
Total Votes Cast	1,612	100.00%	<div><div></div></div>	408	1,151	51	2	0
Overvotes	0			0	0	0	0	0
Undervotes	66			27	36	3	0	0
Contest Totals	1,678			435	1,187	54	2	0

County Judge CCD

Vote For 1

	TOTAL	VOTE %		Election Day	Early Voting	Ballot By Mail	Provisional Ballots	Limited Ballots
REP Chris Hill	1,094	66.95%	<div><div></div></div>	293	774	26	1	0
DEM Joshua Murray	540	33.05%	<div><div></div></div>	125	388	26	1	0
Total Votes Cast	1,634	100.00%	<div><div></div></div>	418	1,162	52	2	0
Overvotes	0			0	0	0	0	0
Undervotes	44			17	25	2	0	0
Contest Totals	1,678			435	1,187	54	2	0

District Clerk CCD

Vote For 1

	TOTAL	VOTE %		Election Day	Early Voting	Ballot By Mail	Provisional Ballots	Limited Ballots
REP Mike Gould	1,097	67.72%	<div><div></div></div>	291	780	25	1	0
DEM David Brignac	523	32.28%	<div><div></div></div>	119	377	26	1	0
Total Votes Cast	1,620	100.00%	<div><div></div></div>	410	1,157	51	2	0
Overvotes	0			0	0	0	0	0
Undervotes	58			25	30	3	0	0
Contest Totals	1,678			435	1,187	54	2	0

PCT 236

Justice of the Peace, Precinct 4

Vote For 1

	TOTAL	VOTE %		Election Day	Early Voting	Ballot By Mail	Provision al Ballots	Limited Ballots
REP Vincent Venegoni	1,070	66.71%	<div><div></div></div>	286	757	26	1	0
DEM Adam Kern	534	33.29%	<div><div></div></div>	123	384	26	1	0
Total Votes Cast	1,604	100.00%	<div><div></div></div>	409	1,141	52	2	0
Overvotes	0			0	0	0	0	0
Undervotes	74			26	46	2	0	0
Contest Totals	1,678			435	1,187	54	2	0

PCT 237

U. S. Representative District 3

Vote For 1

	TOTAL	VOTE %		Election Day	Early Voting	Ballot By Mail	Provisional Ballots	Limited Ballots
REP Keith Self	507	51.37%	<div><div></div></div>	160	338	8	1	0
DEM Sandeep Srivastava	463	46.91%	<div><div></div></div>	126	324	13	0	0
LIB Christopher Claytor	17	1.72%	<div><div></div></div>	4	13	0	0	0
Total Votes Cast	987	100.00%	<div><div></div></div>	290	675	21	1	0
Overvotes	0			0	0	0	0	0
Undervotes	24			7	17	0	0	0
Contest Totals	1,011			297	692	21	1	0

Governor

Vote For 1

	TOTAL	VOTE %		Election Day	Early Voting	Ballot By Mail	Provisional Ballots	Limited Ballots
REP Greg Abbott	495	49.20%	<div><div></div></div>	155	331	8	1	0
DEM Beto O'Rourke	501	49.80%	<div><div></div></div>	137	351	13	0	0
LIB Mark Tippetts	7	0.70%	<div><div></div></div>	1	6	0	0	0
GRN Delilah Barrios	2	0.20%	<div><div></div></div>	0	2	0	0	0
Write-In Totals	1	0.10%	<div><div></div></div>	0	1	0	0	0
Total Votes Cast	1,006	100.00%	<div><div></div></div>	293	691	21	1	0
Overvotes	0			0	0	0	0	0
Undervotes	5			4	1	0	0	0
Contest Totals	1,011			297	692	21	1	0

Lieutenant Governor

Vote For 1

	TOTAL	VOTE %		Election Day	Early Voting	Ballot By Mail	Provisional Ballots	Limited Ballots
REP Dan Patrick	483	48.84%	<div><div></div></div>	152	322	8	1	0
DEM Mike Collier	489	49.44%	<div><div></div></div>	128	348	13	0	0
LIB Shanna Steele	17	1.72%	<div><div></div></div>	7	10	0	0	0
Total Votes Cast	989	100.00%	<div><div></div></div>	287	680	21	1	0
Overvotes	0			0	0	0	0	0
Undervotes	22			10	12	0	0	0
Contest Totals	1,011			297	692	21	1	0

Attorney General

Vote For 1

	TOTAL	VOTE %		Election Day	Early Voting	Ballot By Mail	Provisional Ballots	Limited Ballots
REP Ken Paxton	474	48.32%	<div><div></div></div>	148	321	4	1	0
DEM Rochelle Mercedes Garza	476	48.52%	<div><div></div></div>	128	335	13	0	0
LIB Mark Ash	31	3.16%	<div><div></div></div>	9	18	4	0	0
Total Votes Cast	981	100.00%	<div><div></div></div>	285	674	21	1	0
Overvotes	0			0	0	0	0	0
Undervotes	30			12	18	0	0	0
Contest Totals	1,011			297	692	21	1	0

PCT 237

Comptroller of Public Accounts

Vote For 1

	TOTAL	VOTE %		Election Day	Early Voting	Ballot By Mail	Provisional Ballots	Limited Ballots
REP Glenn Hegar	499	51.13%	<div><div></div></div>	152	338	8	1	0
DEM Janet T. Dudding	454	46.52%	<div><div></div></div>	123	318	13	0	0
LIB V. Alonzo Echevarria-Garza	23	2.36%	<div><div></div></div>	10	13	0	0	0
Total Votes Cast	976	100.00%	<div><div></div></div>	285	669	21	1	0
Overvotes	0			0	0	0	0	0
Undervotes	35			12	23	0	0	0
Contest Totals	1,011			297	692	21	1	0

Commissioner of the General Land Office

Vote For 1

	TOTAL	VOTE %		Election Day	Early Voting	Ballot By Mail	Provisional Ballots	Limited Ballots
REP Dawn Buckingham	492	50.67%	<div><div></div></div>	155	330	6	1	0
DEM Jay Kleberg	468	48.20%	<div><div></div></div>	124	329	15	0	0
GRN Alfred Molison, Jr	9	0.93%	<div><div></div></div>	6	3	0	0	0
Write-In Totals	2	0.21%	<div><div></div></div>	0	2	0	0	0
Total Votes Cast	971	100.00%	<div><div></div></div>	285	664	21	1	0
Overvotes	0			0	0	0	0	0
Undervotes	40			12	28	0	0	0
Contest Totals	1,011			297	692	21	1	0

Commissioner of Agriculture

Vote For 1

	TOTAL	VOTE %		Election Day	Early Voting	Ballot By Mail	Provisional Ballots	Limited Ballots
REP Sid Miller	490	50.62%	<div><div></div></div>	153	330	6	1	0
DEM Susan Hays	478	49.38%	<div><div></div></div>	130	333	15	0	0
Total Votes Cast	968	100.00%	<div><div></div></div>	283	663	21	1	0
Overvotes	0			0	0	0	0	0
Undervotes	43			14	29	0	0	0
Contest Totals	1,011			297	692	21	1	0

Railroad Commissioner

Vote For 1

	TOTAL	VOTE %		Election Day	Early Voting	Ballot By Mail	Provisional Ballots	Limited Ballots
REP Wayne Christian	494	50.77%	<div><div></div></div>	153	334	6	1	0
DEM Luke Warford	454	46.66%	<div><div></div></div>	118	321	15	0	0
LIB Jaime Andres Diez	19	1.95%	<div><div></div></div>	10	9	0	0	0
GRN Hunter Wayne Crow	6	0.62%	<div><div></div></div>	2	4	0	0	0
Total Votes Cast	973	100.00%	<div><div></div></div>	283	668	21	1	0
Overvotes	0			0	0	0	0	0
Undervotes	38			14	24	0	0	0
Contest Totals	1,011			297	692	21	1	0

PCT 237

Justice, Supreme Court, Place 3

Vote For 1

	TOTAL	VOTE %		Election Day	Early Voting	Ballot By Mail	Provisional Ballots	Limited Ballots
REP Debra Lehrmann	499	51.13%	<div><div></div></div>	162	328	8	1	0
DEM Erin A. Nowell	467	47.85%	<div><div></div></div>	124	330	13	0	0
LIB Thomas Edward Oxford	10	1.02%	<div><div></div></div>	4	6	0	0	0
Total Votes Cast	976	100.00%	<div><div></div></div>	290	664	21	1	0
Overvotes	0			0	0	0	0	0
Undervotes	35			7	28	0	0	0
Contest Totals	1,011			297	692	21	1	0

Justice, Supreme Court, Place 5

Vote For 1

	TOTAL	VOTE %		Election Day	Early Voting	Ballot By Mail	Provisional Ballots	Limited Ballots
REP Rebeca Huddle	509	52.31%	<div><div></div></div>	165	335	8	1	0
DEM Amanda Reichel	464	47.69%	<div><div></div></div>	124	327	13	0	0
Total Votes Cast	973	100.00%	<div><div></div></div>	289	662	21	1	0
Overvotes	0			0	0	0	0	0
Undervotes	38			8	30	0	0	0
Contest Totals	1,011			297	692	21	1	0

Justice, Supreme Court, Place 9

Vote For 1

	TOTAL	VOTE %		Election Day	Early Voting	Ballot By Mail	Provisional Ballots	Limited Ballots
REP Evan Young	499	51.28%	<div><div></div></div>	160	330	8	1	0
DEM Julia Maldonado	474	48.72%	<div><div></div></div>	127	334	13	0	0
Total Votes Cast	973	100.00%	<div><div></div></div>	287	664	21	1	0
Overvotes	0			0	0	0	0	0
Undervotes	38			10	28	0	0	0
Contest Totals	1,011			297	692	21	1	0

Judge, Court of Criminal Appeals, Place 5

Vote For 1

	TOTAL	VOTE %		Election Day	Early Voting	Ballot By Mail	Provisional Ballots	Limited Ballots
REP Scott Walker	494	51.09%	<div><div></div></div>	162	325	6	1	0
DEM Dana Huffman	473	48.91%	<div><div></div></div>	125	335	13	0	0
Total Votes Cast	967	100.00%	<div><div></div></div>	287	660	19	1	0
Overvotes	0			0	0	0	0	0
Undervotes	44			10	32	2	0	0
Contest Totals	1,011			297	692	21	1	0

PCT 237

Judge, Court of Criminal Appeals, Place 6

Vote For 1

	TOTAL	VOTE %		Election Day	Early Voting	Ballot By Mail	Provisional Ballots	Limited Ballots
REP Jesse F. McClure, III	489	50.83%	<div><div></div></div>	157	325	6	1	0
DEM Robert Johnson	473	49.17%	<div><div></div></div>	129	331	13	0	0
Total Votes Cast	962	100.00%	<div><div></div></div>	286	656	19	1	0
Overvotes	0			0	0	0	0	0
Undervotes	49			11	36	2	0	0
Contest Totals	1,011			297	692	21	1	0

Member, State Board of Education, District 12 CCD

Vote For 1

	TOTAL	VOTE %		Election Day	Early Voting	Ballot By Mail	Provisional Ballots	Limited Ballots
REP Pam Little	486	50.26%	<div><div></div></div>	151	326	8	1	0
DEM Alex Cornwallis	459	47.47%	<div><div></div></div>	122	324	13	0	0
LIB Christy Mowrey	20	2.07%	<div><div></div></div>	11	9	0	0	0
Write-In Totals	2	0.21%	<div><div></div></div>	0	2	0	0	0
Total Votes Cast	967	100.00%	<div><div></div></div>	284	661	21	1	0
Overvotes	0			0	0	0	0	0
Undervotes	44			13	31	0	0	0
Contest Totals	1,011			297	692	21	1	0

State Senator, District 8

Vote For 1

	TOTAL	VOTE %		Election Day	Early Voting	Ballot By Mail	Provisional Ballots	Limited Ballots
REP Angela Paxton	488	50.05%	<div><div></div></div>	153	326	8	1	0
DEM Jonathan Cocks	470	48.21%	<div><div></div></div>	123	334	13	0	0
LIB Edward Kless	17	1.74%	<div><div></div></div>	9	8	0	0	0
Total Votes Cast	975	100.00%	<div><div></div></div>	285	668	21	1	0
Overvotes	0			0	0	0	0	0
Undervotes	36			12	24	0	0	0
Contest Totals	1,011			297	692	21	1	0

Justice, 5th Court of Appeals District, Place 4

Vote For 1

	TOTAL	VOTE %		Election Day	Early Voting	Ballot By Mail	Provisional Ballots	Limited Ballots
REP Emily A. Miskel	489	50.83%	<div><div></div></div>	156	326	6	1	0
DEM Maricela Moore	473	49.17%	<div><div></div></div>	127	333	13	0	0
Total Votes Cast	962	100.00%	<div><div></div></div>	283	659	19	1	0
Overvotes	0			0	0	0	0	0
Undervotes	49			14	33	2	0	0
Contest Totals	1,011			297	692	21	1	0

PCT 237

Justice, 5th Court of Appeals District, Place 7

Vote For 1

	TOTAL	VOTE %		Election Day	Early Voting	Ballot By Mail	Provisional Ballots	Limited Ballots
REP Kristina Williams	488	50.68%	<div><div></div></div>	156	325	6	1	0
DEM Nancy Kennedy	475	49.32%	<div><div></div></div>	127	335	13	0	0
Total Votes Cast	963	100.00%	<div><div></div></div>	283	660	19	1	0
Overvotes	0			0	0	0	0	0
Undervotes	48			14	32	2	0	0
Contest Totals	1,011			297	692	21	1	0

County Judge CCD

Vote For 1

	TOTAL	VOTE %		Election Day	Early Voting	Ballot By Mail	Provisional Ballots	Limited Ballots
REP Chris Hill	493	50.67%	<div><div></div></div>	157	327	8	1	0
DEM Joshua Murray	480	49.33%	<div><div></div></div>	131	336	13	0	0
Total Votes Cast	973	100.00%	<div><div></div></div>	288	663	21	1	0
Overvotes	0			0	0	0	0	0
Undervotes	38			9	29	0	0	0
Contest Totals	1,011			297	692	21	1	0

District Clerk CCD

Vote For 1

	TOTAL	VOTE %		Election Day	Early Voting	Ballot By Mail	Provisional Ballots	Limited Ballots
REP Mike Gould	496	51.51%	<div><div></div></div>	158	327	10	1	0
DEM David Brignac	467	48.49%	<div><div></div></div>	130	326	11	0	0
Total Votes Cast	963	100.00%	<div><div></div></div>	288	653	21	1	0
Overvotes	0			0	0	0	0	0
Undervotes	48			9	39	0	0	0
Contest Totals	1,011			297	692	21	1	0

Justice of the Peace, Precinct 3

Vote For 1

	TOTAL	VOTE %		Election Day	Early Voting	Ballot By Mail	Provisional Ballots	Limited Ballots
REP Mike Missildine	489	50.88%	<div><div></div></div>	160	320	8	1	0
DEM Irvin Lynn Barrett	472	49.12%	<div><div></div></div>	126	333	13	0	0
Total Votes Cast	961	100.00%	<div><div></div></div>	286	653	21	1	0
Overvotes	0			0	0	0	0	0
Undervotes	50			11	39	0	0	0
Contest Totals	1,011			297	692	21	1	0

PCT 238

U. S. Representative District 3

Vote For 1

	TOTAL	VOTE %		Election Day	Early Voting	Ballot By Mail	Provisional Ballots	Limited Ballots
REP Keith Self	752	44.60%	<div><div></div></div>	248	483	21	0	0
DEM Sandeep Srivastava	876	51.96%	<div><div></div></div>	263	601	10	2	0
LIB Christopher Claytor	58	3.44%	<div><div></div></div>	22	36	0	0	0
Total Votes Cast	1,686	100.00%	<div><div></div></div>	533	1,120	31	2	0
Overvotes	0			0	0	0	0	0
Undervotes	29			5	21	3	0	0
Contest Totals	1,715			538	1,141	34	2	0

Governor

Vote For 1

	TOTAL	VOTE %		Election Day	Early Voting	Ballot By Mail	Provisional Ballots	Limited Ballots
REP Greg Abbott	749	43.75%	<div><div></div></div>	240	490	19	0	0
DEM Beto O'Rourke	945	55.20%	<div><div></div></div>	293	635	15	2	0
LIB Mark Tippetts	13	0.76%	<div><div></div></div>	3	10	0	0	0
GRN Delilah Barrios	5	0.29%	<div><div></div></div>	1	4	0	0	0
Write-In Totals	0	0.00%	<div><div></div></div>	0	0	0	0	0
Total Votes Cast	1,712	100.00%	<div><div></div></div>	537	1,139	34	2	0
Overvotes	0			0	0	0	0	0
Undervotes	3			1	2	0	0	0
Contest Totals	1,715			538	1,141	34	2	0

Lieutenant Governor

Vote For 1

	TOTAL	VOTE %		Election Day	Early Voting	Ballot By Mail	Provisional Ballots	Limited Ballots
REP Dan Patrick	733	43.24%	<div><div></div></div>	241	473	19	0	0
DEM Mike Collier	912	53.81%	<div><div></div></div>	270	626	14	2	0
LIB Shanna Steele	50	2.95%	<div><div></div></div>	21	29	0	0	0
Total Votes Cast	1,695	100.00%	<div><div></div></div>	532	1,128	33	2	0
Overvotes	0			0	0	0	0	0
Undervotes	20			6	13	1	0	0
Contest Totals	1,715			538	1,141	34	2	0

Attorney General

Vote For 1

	TOTAL	VOTE %		Election Day	Early Voting	Ballot By Mail	Provisional Ballots	Limited Ballots
REP Ken Paxton	719	42.52%	<div><div></div></div>	244	460	15	0	0
DEM Rochelle Mercedes Garza	918	54.29%	<div><div></div></div>	270	628	18	2	0
LIB Mark Ash	54	3.19%	<div><div></div></div>	17	37	0	0	0
Total Votes Cast	1,691	100.00%	<div><div></div></div>	531	1,125	33	2	0
Overvotes	0			0	0	0	0	0
Undervotes	24			7	16	1	0	0
Contest Totals	1,715			538	1,141	34	2	0

PCT 238

Comptroller of Public Accounts

Vote For 1

	TOTAL	VOTE %		Election Day	Early Voting	Ballot By Mail	Provisional Ballots	Limited Ballots
REP Glenn Hegar	767	45.79%	<div><div></div></div>	248	501	18	0	0
DEM Janet T. Dudding	866	51.70%	<div><div></div></div>	255	593	16	2	0
LIB V. Alonzo Echevarria-Garza	42	2.51%	<div><div></div></div>	18	24	0	0	0
Total Votes Cast	1,675	100.00%	<div><div></div></div>	521	1,118	34	2	0
Overvotes	0			0	0	0	0	0
Undervotes	40			17	23	0	0	0
Contest Totals	1,715			538	1,141	34	2	0

Commissioner of the General Land Office

Vote For 1

	TOTAL	VOTE %		Election Day	Early Voting	Ballot By Mail	Provisional Ballots	Limited Ballots
REP Dawn Buckingham	772	46.28%	<div><div></div></div>	256	496	20	0	0
DEM Jay Kleberg	872	52.28%	<div><div></div></div>	254	602	14	2	0
GRN Alfred Molison, Jr	23	1.38%	<div><div></div></div>	9	14	0	0	0
Write-In Totals	1	0.06%	<div><div></div></div>	1	0	0	0	0
Total Votes Cast	1,668	100.00%	<div><div></div></div>	520	1,112	34	2	0
Overvotes	0			0	0	0	0	0
Undervotes	47			18	29	0	0	0
Contest Totals	1,715			538	1,141	34	2	0

Commissioner of Agriculture

Vote For 1

	TOTAL	VOTE %		Election Day	Early Voting	Ballot By Mail	Provisional Ballots	Limited Ballots
REP Sid Miller	774	46.68%	<div><div></div></div>	256	500	18	0	0
DEM Susan Hays	884	53.32%	<div><div></div></div>	257	609	16	2	0
Total Votes Cast	1,658	100.00%	<div><div></div></div>	513	1,109	34	2	0
Overvotes	0			0	0	0	0	0
Undervotes	57			25	32	0	0	0
Contest Totals	1,715			538	1,141	34	2	0

Railroad Commissioner

Vote For 1

	TOTAL	VOTE %		Election Day	Early Voting	Ballot By Mail	Provisional Ballots	Limited Ballots
REP Wayne Christian	754	45.15%	<div><div></div></div>	250	484	20	0	0
DEM Luke Warford	844	50.54%	<div><div></div></div>	241	587	14	2	0
LIB Jaime Andres Diez	56	3.35%	<div><div></div></div>	22	34	0	0	0
GRN Hunter Wayne Crow	16	0.96%	<div><div></div></div>	6	10	0	0	0
Total Votes Cast	1,670	100.00%	<div><div></div></div>	519	1,115	34	2	0
Overvotes	0			0	0	0	0	0
Undervotes	45			19	26	0	0	0
Contest Totals	1,715			538	1,141	34	2	0

PCT 238

Justice, Supreme Court, Place 3

Vote For 1

	TOTAL	VOTE %		Election Day	Early Voting	Ballot By Mail	Provisional Ballots	Limited Ballots
REP Debra Lehrmann	758	45.36%	<div><div></div></div>	241	498	19	0	0
DEM Erin A. Nowell	882	52.78%	<div><div></div></div>	269	596	15	2	0
LIB Thomas Edward Oxford	31	1.86%	<div><div></div></div>	12	19	0	0	0
Total Votes Cast	1,671	100.00%	<div><div></div></div>	522	1,113	34	2	0
Overvotes	0			0	0	0	0	0
Undervotes	44			16	28	0	0	0
Contest Totals	1,715			538	1,141	34	2	0

Justice, Supreme Court, Place 5

Vote For 1

	TOTAL	VOTE %		Election Day	Early Voting	Ballot By Mail	Provisional Ballots	Limited Ballots
REP Rebeca Huddle	777	46.61%	<div><div></div></div>	255	503	19	0	0
DEM Amanda Reichel	890	53.39%	<div><div></div></div>	264	609	15	2	0
Total Votes Cast	1,667	100.00%	<div><div></div></div>	519	1,112	34	2	0
Overvotes	0			0	0	0	0	0
Undervotes	48			19	29	0	0	0
Contest Totals	1,715			538	1,141	34	2	0

Justice, Supreme Court, Place 9

Vote For 1

	TOTAL	VOTE %		Election Day	Early Voting	Ballot By Mail	Provisional Ballots	Limited Ballots
REP Evan Young	763	45.96%	<div><div></div></div>	248	496	19	0	0
DEM Julia Maldonado	897	54.04%	<div><div></div></div>	269	611	15	2	0
Total Votes Cast	1,660	100.00%	<div><div></div></div>	517	1,107	34	2	0
Overvotes	0			0	0	0	0	0
Undervotes	55			21	34	0	0	0
Contest Totals	1,715			538	1,141	34	2	0

Judge, Court of Criminal Appeals, Place 5

Vote For 1

	TOTAL	VOTE %		Election Day	Early Voting	Ballot By Mail	Provisional Ballots	Limited Ballots
REP Scott Walker	774	46.51%	<div><div></div></div>	253	502	19	0	0
DEM Dana Huffman	890	53.49%	<div><div></div></div>	266	607	15	2	0
Total Votes Cast	1,664	100.00%	<div><div></div></div>	519	1,109	34	2	0
Overvotes	0			0	0	0	0	0
Undervotes	51			19	32	0	0	0
Contest Totals	1,715			538	1,141	34	2	0

PCT 238

Judge, Court of Criminal Appeals, Place 6

Vote For 1

	TOTAL	VOTE %		Election Day	Early Voting	Ballot By Mail	Provisional Ballots	Limited Ballots
REP Jesse F. McClure, III	769	46.44%	<div><div></div></div>	251	499	19	0	0
DEM Robert Johnson	887	53.56%	<div><div></div></div>	266	604	15	2	0
Total Votes Cast	1,656	100.00%	<div><div></div></div>	517	1,103	34	2	0
Overvotes	0			0	0	0	0	0
Undervotes	59			21	38	0	0	0
Contest Totals	1,715			538	1,141	34	2	0

Member, State Board of Education, District 12 CCD

Vote For 1

	TOTAL	VOTE %		Election Day	Early Voting	Ballot By Mail	Provisional Ballots	Limited Ballots
REP Pam Little	739	44.36%	<div><div></div></div>	240	478	21	0	0
DEM Alex Cornwallis	871	52.28%	<div><div></div></div>	257	599	13	2	0
LIB Christy Mowrey	56	3.36%	<div><div></div></div>	23	33	0	0	0
Write-In Totals	0	0.00%	<div><div></div></div>	0	0	0	0	0
Total Votes Cast	1,666	100.00%	<div><div></div></div>	520	1,110	34	2	0
Overvotes	0			0	0	0	0	0
Undervotes	49			18	31	0	0	0
Contest Totals	1,715			538	1,141	34	2	0

State Senator, District 8

Vote For 1

	TOTAL	VOTE %		Election Day	Early Voting	Ballot By Mail	Provisional Ballots	Limited Ballots
REP Angela Paxton	737	44.26%	<div><div></div></div>	251	468	17	1	0
DEM Jonathan Cocks	886	53.21%	<div><div></div></div>	256	612	17	1	0
LIB Edward Kless	42	2.52%	<div><div></div></div>	15	27	0	0	0
Total Votes Cast	1,665	100.00%	<div><div></div></div>	522	1,107	34	2	0
Overvotes	0			0	0	0	0	0
Undervotes	50			16	34	0	0	0
Contest Totals	1,715			538	1,141	34	2	0

State Representative, District 61

Vote For 1

	TOTAL	VOTE %		Election Day	Early Voting	Ballot By Mail	Provisional Ballots	Limited Ballots
REP Frederick Frazier	762	45.68%	<div><div></div></div>	254	487	21	0	0
DEM Sheena King	906	54.32%	<div><div></div></div>	268	623	13	2	0
Total Votes Cast	1,668	100.00%	<div><div></div></div>	522	1,110	34	2	0
Overvotes	0			0	0	0	0	0
Undervotes	47			16	31	0	0	0
Contest Totals	1,715			538	1,141	34	2	0

PCT 238

Justice, 5th Court of Appeals District, Place 4

Vote For 1

	TOTAL	VOTE %		Election Day	Early Voting	Ballot By Mail	Provisional Ballots	Limited Ballots
REP Emily A. Miskel	768	46.46%	<div><div></div></div>	252	497	19	0	0
DEM Maricela Moore	885	53.54%	<div><div></div></div>	265	603	15	2	0
Total Votes Cast	1,653	100.00%	<div><div></div></div>	517	1,100	34	2	0
Overvotes	0			0	0	0	0	0
Undervotes	62			21	41	0	0	0
Contest Totals	1,715			538	1,141	34	2	0

Justice, 5th Court of Appeals District, Place 7

Vote For 1

	TOTAL	VOTE %		Election Day	Early Voting	Ballot By Mail	Provisional Ballots	Limited Ballots
REP Kristina Williams	767	46.29%	<div><div></div></div>	253	494	20	0	0
DEM Nancy Kennedy	890	53.71%	<div><div></div></div>	265	609	14	2	0
Total Votes Cast	1,657	100.00%	<div><div></div></div>	518	1,103	34	2	0
Overvotes	0			0	0	0	0	0
Undervotes	58			20	38	0	0	0
Contest Totals	1,715			538	1,141	34	2	0

County Judge CCD

Vote For 1

	TOTAL	VOTE %		Election Day	Early Voting	Ballot By Mail	Provisional Ballots	Limited Ballots
REP Chris Hill	778	46.78%	<div><div></div></div>	260	501	17	0	0
DEM Joshua Murray	885	53.22%	<div><div></div></div>	258	610	15	2	0
Total Votes Cast	1,663	100.00%	<div><div></div></div>	518	1,111	32	2	0
Overvotes	0			0	0	0	0	0
Undervotes	52			20	30	2	0	0
Contest Totals	1,715			538	1,141	34	2	0

District Clerk CCD

Vote For 1

	TOTAL	VOTE %		Election Day	Early Voting	Ballot By Mail	Provisional Ballots	Limited Ballots
REP Mike Gould	787	47.38%	<div><div></div></div>	266	501	20	0	0
DEM David Brignac	874	52.62%	<div><div></div></div>	252	607	13	2	0
Total Votes Cast	1,661	100.00%	<div><div></div></div>	518	1,108	33	2	0
Overvotes	0			0	0	0	0	0
Undervotes	54			20	33	1	0	0
Contest Totals	1,715			538	1,141	34	2	0

PCT 239

U. S. Representative District 3

Vote For 1

	TOTAL	VOTE %		Election Day	Early Voting	Ballot By Mail	Provisional Ballots	Limited Ballots
REP Keith Self	1,606	71.25%	<div><div></div></div>	406	1,168	32	0	0
DEM Sandeep Srivastava	597	26.49%	<div><div></div></div>	147	427	23	0	0
LIB Christopher Claytor	51	2.26%	<div><div></div></div>	23	28	0	0	0
Total Votes Cast	2,254	100.00%	<div><div></div></div>	576	1,623	55	0	0
Overvotes	0			0	0	0	0	0
Undervotes	30			11	17	2	0	0
Contest Totals	2,284			587	1,640	57	0	0

Governor

Vote For 1

	TOTAL	VOTE %		Election Day	Early Voting	Ballot By Mail	Provisional Ballots	Limited Ballots
REP Greg Abbott	1,593	69.93%	<div><div></div></div>	402	1,157	34	0	0
DEM Beto O'Rourke	654	28.71%	<div><div></div></div>	168	463	23	0	0
LIB Mark Tippetts	20	0.88%	<div><div></div></div>	11	9	0	0	0
GRN Delilah Barrios	9	0.40%	<div><div></div></div>	2	7	0	0	0
Write-In Totals	2	0.09%	<div><div></div></div>	2	0	0	0	0
Total Votes Cast	2,278	100.00%	<div><div></div></div>	585	1,636	57	0	0
Overvotes	0			0	0	0	0	0
Undervotes	6			2	4	0	0	0
Contest Totals	2,284			587	1,640	57	0	0

Lieutenant Governor

Vote For 1

	TOTAL	VOTE %		Election Day	Early Voting	Ballot By Mail	Provisional Ballots	Limited Ballots
REP Dan Patrick	1,559	68.83%	<div><div></div></div>	393	1,134	32	0	0
DEM Mike Collier	653	28.83%	<div><div></div></div>	164	465	24	0	0
LIB Shanna Steele	53	2.34%	<div><div></div></div>	20	33	0	0	0
Total Votes Cast	2,265	100.00%	<div><div></div></div>	577	1,632	56	0	0
Overvotes	0			0	0	0	0	0
Undervotes	19			10	8	1	0	0
Contest Totals	2,284			587	1,640	57	0	0

Attorney General

Vote For 1

	TOTAL	VOTE %		Election Day	Early Voting	Ballot By Mail	Provisional Ballots	Limited Ballots
REP Ken Paxton	1,531	68.10%	<div><div></div></div>	390	1,112	29	0	0
DEM Rochelle Mercedes Garza	658	29.27%	<div><div></div></div>	167	468	23	0	0
LIB Mark Ash	59	2.62%	<div><div></div></div>	15	43	1	0	0
Total Votes Cast	2,248	100.00%	<div><div></div></div>	572	1,623	53	0	0
Overvotes	0			0	0	0	0	0
Undervotes	36			15	17	4	0	0
Contest Totals	2,284			587	1,640	57	0	0

PCT 239

Comptroller of Public Accounts

Vote For 1

	TOTAL	VOTE %		Election Day	Early Voting	Ballot By Mail	Provisional Ballots	Limited Ballots
REP Glenn Hegar	1,619	72.12%	<div><div></div></div>	410	1,175	34	0	0
DEM Janet T. Dudding	589	26.24%	<div><div></div></div>	141	427	21	0	0
LIB V. Alonzo Echevarria-Garza	37	1.65%	<div><div></div></div>	15	22	0	0	0
Total Votes Cast	2,245	100.00%	<div><div></div></div>	566	1,624	55	0	0
Overvotes	0			0	0	0	0	0
Undervotes	39			21	16	2	0	0
Contest Totals	2,284			587	1,640	57	0	0

Commissioner of the General Land Office

Vote For 1

	TOTAL	VOTE %		Election Day	Early Voting	Ballot By Mail	Provisional Ballots	Limited Ballots
REP Dawn Buckingham	1,621	72.46%	<div><div></div></div>	408	1,181	32	0	0
DEM Jay Kleberg	596	26.64%	<div><div></div></div>	149	425	22	0	0
GRN Alfred Molison, Jr	18	0.80%	<div><div></div></div>	8	10	0	0	0
Write-In Totals	2	0.09%	<div><div></div></div>	0	2	0	0	0
Total Votes Cast	2,237	100.00%	<div><div></div></div>	565	1,618	54	0	0
Overvotes	0			0	0	0	0	0
Undervotes	47			22	22	3	0	0
Contest Totals	2,284			587	1,640	57	0	0

Commissioner of Agriculture

Vote For 1

	TOTAL	VOTE %		Election Day	Early Voting	Ballot By Mail	Provisional Ballots	Limited Ballots
REP Sid Miller	1,624	72.56%	<div><div></div></div>	414	1,178	32	0	0
DEM Susan Hays	614	27.44%	<div><div></div></div>	150	442	22	0	0
Total Votes Cast	2,238	100.00%	<div><div></div></div>	564	1,620	54	0	0
Overvotes	0			0	0	0	0	0
Undervotes	46			23	20	3	0	0
Contest Totals	2,284			587	1,640	57	0	0

Railroad Commissioner

Vote For 1

	TOTAL	VOTE %		Election Day	Early Voting	Ballot By Mail	Provisional Ballots	Limited Ballots
REP Wayne Christian	1,596	71.35%	<div><div></div></div>	400	1,164	32	0	0
DEM Luke Warford	576	25.75%	<div><div></div></div>	136	418	22	0	0
LIB Jaime Andres Diez	48	2.15%	<div><div></div></div>	20	28	0	0	0
GRN Hunter Wayne Crow	17	0.76%	<div><div></div></div>	5	12	0	0	0
Total Votes Cast	2,237	100.00%	<div><div></div></div>	561	1,622	54	0	0
Overvotes	0			0	0	0	0	0
Undervotes	47			26	18	3	0	0
Contest Totals	2,284			587	1,640	57	0	0

PCT 239

Justice, Supreme Court, Place 3

Vote For 1

	TOTAL	VOTE %		Election Day	Early Voting	Ballot By Mail	Provisional Ballots	Limited Ballots
REP Debra Lehrmann	1,595	71.14%	<div><div></div></div>	400	1,162	33	0	0
DEM Erin A. Nowell	610	27.21%	<div><div></div></div>	150	438	22	0	0
LIB Thomas Edward Oxford	37	1.65%	<div><div></div></div>	18	19	0	0	0
Total Votes Cast	2,242	100.00%	<div><div></div></div>	568	1,619	55	0	0
Overvotes	0			0	0	0	0	0
Undervotes	42			19	21	2	0	0
Contest Totals	2,284			587	1,640	57	0	0

Justice, Supreme Court, Place 5

Vote For 1

	TOTAL	VOTE %		Election Day	Early Voting	Ballot By Mail	Provisional Ballots	Limited Ballots
REP Rebeca Huddle	1,619	72.37%	<div><div></div></div>	413	1,173	33	0	0
DEM Amanda Reichel	618	27.63%	<div><div></div></div>	153	443	22	0	0
Total Votes Cast	2,237	100.00%	<div><div></div></div>	566	1,616	55	0	0
Overvotes	0			0	0	0	0	0
Undervotes	47			21	24	2	0	0
Contest Totals	2,284			587	1,640	57	0	0

Justice, Supreme Court, Place 9

Vote For 1

	TOTAL	VOTE %		Election Day	Early Voting	Ballot By Mail	Provisional Ballots	Limited Ballots
REP Evan Young	1,605	71.84%	<div><div></div></div>	406	1,166	33	0	0
DEM Julia Maldonado	629	28.16%	<div><div></div></div>	160	447	22	0	0
Total Votes Cast	2,234	100.00%	<div><div></div></div>	566	1,613	55	0	0
Overvotes	0			0	0	0	0	0
Undervotes	50			21	27	2	0	0
Contest Totals	2,284			587	1,640	57	0	0

Judge, Court of Criminal Appeals, Place 5

Vote For 1

	TOTAL	VOTE %		Election Day	Early Voting	Ballot By Mail	Provisional Ballots	Limited Ballots
REP Scott Walker	1,609	72.12%	<div><div></div></div>	409	1,167	33	0	0
DEM Dana Huffman	622	27.88%	<div><div></div></div>	155	446	21	0	0
Total Votes Cast	2,231	100.00%	<div><div></div></div>	564	1,613	54	0	0
Overvotes	0			0	0	0	0	0
Undervotes	53			23	27	3	0	0
Contest Totals	2,284			587	1,640	57	0	0

PCT 239

Judge, Court of Criminal Appeals, Place 6

Vote For 1

	TOTAL	VOTE %		Election Day	Early Voting	Ballot By Mail	Provisional Ballots	Limited Ballots
REP Jesse F. McClure, III	1,615	72.65%	<div><div></div></div>	406	1,176	33	0	0
DEM Robert Johnson	608	27.35%	<div><div></div></div>	152	435	21	0	0
Total Votes Cast	2,223	100.00%	<div><div></div></div>	558	1,611	54	0	0
Overvotes	0			0	0	0	0	0
Undervotes	61			29	29	3	0	0
Contest Totals	2,284			587	1,640	57	0	0

Member, State Board of Education, District 12 CCD

Vote For 1

	TOTAL	VOTE %		Election Day	Early Voting	Ballot By Mail	Provisional Ballots	Limited Ballots
REP Pam Little	1,581	70.68%	<div><div></div></div>	394	1,154	33	0	0
DEM Alex Cornwallis	599	26.78%	<div><div></div></div>	151	427	21	0	0
LIB Christy Mowrey	56	2.50%	<div><div></div></div>	22	34	0	0	0
Write-In Totals	1	0.04%	<div><div></div></div>	0	1	0	0	0
Total Votes Cast	2,237	100.00%	<div><div></div></div>	567	1,616	54	0	0
Overvotes	0			0	0	0	0	0
Undervotes	47			20	24	3	0	0
Contest Totals	2,284			587	1,640	57	0	0

State Senator, District 8

Vote For 1

	TOTAL	VOTE %		Election Day	Early Voting	Ballot By Mail	Provisional Ballots	Limited Ballots
REP Angela Paxton	1,565	69.80%	<div><div></div></div>	391	1,146	28	0	0
DEM Jonathan Cocks	626	27.92%	<div><div></div></div>	155	448	23	0	0
LIB Edward Kless	51	2.27%	<div><div></div></div>	21	29	1	0	0
Total Votes Cast	2,242	100.00%	<div><div></div></div>	567	1,623	52	0	0
Overvotes	0			0	0	0	0	0
Undervotes	42			20	17	5	0	0
Contest Totals	2,284			587	1,640	57	0	0

State Representative, District 66

Vote For 1

	TOTAL	VOTE %		Election Day	Early Voting	Ballot By Mail	Provisional Ballots	Limited Ballots
REP Matt Shaheen	1,610	72.49%	<div><div></div></div>	405	1,172	33	0	0
DEM Jesse Ringness	611	27.51%	<div><div></div></div>	154	435	22	0	0
Total Votes Cast	2,221	100.00%	<div><div></div></div>	559	1,607	55	0	0
Overvotes	0			0	0	0	0	0
Undervotes	63			28	33	2	0	0
Contest Totals	2,284			587	1,640	57	0	0

PCT 239

Justice, 5th Court of Appeals District, Place 4

Vote For 1

	TOTAL	VOTE %		Election Day	Early Voting	Ballot By Mail	Provisional Ballots	Limited Ballots
REP Emily A. Miskel	1,608	72.40%	<div><div></div></div>	402	1,174	32	0	0
DEM Maricela Moore	613	27.60%	<div><div></div></div>	156	435	22	0	0
Total Votes Cast	2,221	100.00%	<div><div></div></div>	558	1,609	54	0	0
Overvotes	0			0	0	0	0	0
Undervotes	63			29	31	3	0	0
Contest Totals	2,284			587	1,640	57	0	0

Justice, 5th Court of Appeals District, Place 7

Vote For 1

	TOTAL	VOTE %		Election Day	Early Voting	Ballot By Mail	Provisional Ballots	Limited Ballots
REP Kristina Williams	1,604	72.03%	<div><div></div></div>	403	1,169	32	0	0
DEM Nancy Kennedy	623	27.97%	<div><div></div></div>	155	446	22	0	0
Total Votes Cast	2,227	100.00%	<div><div></div></div>	558	1,615	54	0	0
Overvotes	0			0	0	0	0	0
Undervotes	57			29	25	3	0	0
Contest Totals	2,284			587	1,640	57	0	0

County Judge CCD

Vote For 1

	TOTAL	VOTE %		Election Day	Early Voting	Ballot By Mail	Provisional Ballots	Limited Ballots
REP Chris Hill	1,627	72.70%	<div><div></div></div>	417	1,177	33	0	0
DEM Joshua Murray	611	27.30%	<div><div></div></div>	151	438	22	0	0
Total Votes Cast	2,238	100.00%	<div><div></div></div>	568	1,615	55	0	0
Overvotes	0			0	0	0	0	0
Undervotes	46			19	25	2	0	0
Contest Totals	2,284			587	1,640	57	0	0

District Clerk CCD

Vote For 1

	TOTAL	VOTE %		Election Day	Early Voting	Ballot By Mail	Provisional Ballots	Limited Ballots
REP Mike Gould	1,626	73.01%	<div><div></div></div>	411	1,183	32	0	0
DEM David Brignac	601	26.99%	<div><div></div></div>	150	430	21	0	0
Total Votes Cast	2,227	100.00%	<div><div></div></div>	561	1,613	53	0	0
Overvotes	0			0	0	0	0	0
Undervotes	57			26	27	4	0	0
Contest Totals	2,284			587	1,640	57	0	0

PCT 239

Justice of the Peace, Precinct 4

Vote For 1

	TOTAL	VOTE %		Election Day	Early Voting	Ballot By Mail	Provision al Ballots	Limited Ballots
REP Vincent Venegoni	1,597	72.00%	<div><div></div></div>	406	1,158	33	0	0
DEM Adam Kern	621	28.00%	<div><div></div></div>	156	444	21	0	0
Total Votes Cast	2,218	100.00%	<div><div></div></div>	562	1,602	54	0	0
Overvotes	0			0	0	0	0	0
Undervotes	66			25	38	3	0	0
Contest Totals	2,284			587	1,640	57	0	0

PCT 240

U. S. Representative District 3

Vote For 1

	TOTAL	VOTE %		Election Day	Early Voting	Ballot By Mail	Provisional Ballots	Limited Ballots
REP Keith Self	2,383	72.19%	<div><div></div></div>	741	1,600	37	5	0
DEM Sandeep Srivastava	839	25.42%	<div><div></div></div>	228	590	20	1	0
LIB Christopher Claytor	79	2.39%	<div><div></div></div>	37	41	1	0	0
Total Votes Cast	3,301	100.00%	<div><div></div></div>	1,006	2,231	58	6	0
Overvotes	0			0	0	0	0	0
Undervotes	47			15	30	2	0	0
Contest Totals	3,348			1,021	2,261	60	6	0

Governor

Vote For 1

	TOTAL	VOTE %		Election Day	Early Voting	Ballot By Mail	Provisional Ballots	Limited Ballots
REP Greg Abbott	2,368	70.83%	<div><div></div></div>	731	1,593	39	5	0
DEM Beto O'Rourke	933	27.91%	<div><div></div></div>	266	646	20	1	0
LIB Mark Tippetts	33	0.99%	<div><div></div></div>	16	16	1	0	0
GRN Delilah Barrios	7	0.21%	<div><div></div></div>	6	1	0	0	0
Write-In Totals	2	0.06%	<div><div></div></div>	0	2	0	0	0
Total Votes Cast	3,343	100.00%	<div><div></div></div>	1,019	2,258	60	6	0
Overvotes	0			0	0	0	0	0
Undervotes	5			2	3	0	0	0
Contest Totals	3,348			1,021	2,261	60	6	0

Lieutenant Governor

Vote For 1

	TOTAL	VOTE %		Election Day	Early Voting	Ballot By Mail	Provisional Ballots	Limited Ballots
REP Dan Patrick	2,328	70.23%	<div><div></div></div>	724	1,563	37	4	0
DEM Mike Collier	916	27.63%	<div><div></div></div>	255	637	23	1	0
LIB Shanna Steele	71	2.14%	<div><div></div></div>	32	39	0	0	0
Total Votes Cast	3,315	100.00%	<div><div></div></div>	1,011	2,239	60	5	0
Overvotes	0			0	0	0	0	0
Undervotes	33			10	22	0	1	0
Contest Totals	3,348			1,021	2,261	60	6	0

Attorney General

Vote For 1

	TOTAL	VOTE %		Election Day	Early Voting	Ballot By Mail	Provisional Ballots	Limited Ballots
REP Ken Paxton	2,311	69.76%	<div><div></div></div>	722	1,547	38	4	0
DEM Rochelle Mercedes Garza	926	27.95%	<div><div></div></div>	261	644	20	1	0
LIB Mark Ash	76	2.29%	<div><div></div></div>	29	46	1	0	0
Total Votes Cast	3,313	100.00%	<div><div></div></div>	1,012	2,237	59	5	0
Overvotes	0			0	0	0	0	0
Undervotes	35			9	24	1	1	0
Contest Totals	3,348			1,021	2,261	60	6	0

PCT 240

Comptroller of Public Accounts

Vote For 1

	TOTAL	VOTE %		Election Day	Early Voting	Ballot By Mail	Provisional Ballots	Limited Ballots
REP Glenn Hegar	2,399	72.76%	<div><div></div></div>	742	1,613	41	3	0
DEM Janet T. Dudding	831	25.20%	<div><div></div></div>	232	580	18	1	0
LIB V. Alonzo Echevarria-Garza	67	2.03%	<div><div></div></div>	29	37	0	1	0
Total Votes Cast	3,297	100.00%	<div><div></div></div>	1,003	2,230	59	5	0
Overvotes	0			0	0	0	0	0
Undervotes	51			18	31	1	1	0
Contest Totals	3,348			1,021	2,261	60	6	0

Commissioner of the General Land Office

Vote For 1

	TOTAL	VOTE %		Election Day	Early Voting	Ballot By Mail	Provisional Ballots	Limited Ballots
REP Dawn Buckingham	2,413	73.48%	<div><div></div></div>	751	1,621	37	4	0
DEM Jay Kleberg	842	25.64%	<div><div></div></div>	233	586	22	1	0
GRN Alfred Molison, Jr	28	0.85%	<div><div></div></div>	17	11	0	0	0
Write-In Totals	1	0.03%	<div><div></div></div>	0	1	0	0	0
Total Votes Cast	3,284	100.00%	<div><div></div></div>	1,001	2,219	59	5	0
Overvotes	0			0	0	0	0	0
Undervotes	64			20	42	1	1	0
Contest Totals	3,348			1,021	2,261	60	6	0

Commissioner of Agriculture

Vote For 1

	TOTAL	VOTE %		Election Day	Early Voting	Ballot By Mail	Provisional Ballots	Limited Ballots
REP Sid Miller	2,426	74.03%	<div><div></div></div>	755	1,628	39	4	0
DEM Susan Hays	851	25.97%	<div><div></div></div>	239	591	20	1	0
Total Votes Cast	3,277	100.00%	<div><div></div></div>	994	2,219	59	5	0
Overvotes	0			0	0	0	0	0
Undervotes	71			27	42	1	1	0
Contest Totals	3,348			1,021	2,261	60	6	0

Railroad Commissioner

Vote For 1

	TOTAL	VOTE %		Election Day	Early Voting	Ballot By Mail	Provisional Ballots	Limited Ballots
REP Wayne Christian	2,355	71.82%	<div><div></div></div>	727	1,590	35	3	0
DEM Luke Warford	813	24.79%	<div><div></div></div>	223	569	20	1	0
LIB Jaime Andres Diez	91	2.78%	<div><div></div></div>	41	48	1	1	0
GRN Hunter Wayne Crow	20	0.61%	<div><div></div></div>	9	9	2	0	0
Total Votes Cast	3,279	100.00%	<div><div></div></div>	1,000	2,216	58	5	0
Overvotes	0			0	0	0	0	0
Undervotes	69			21	45	2	1	0
Contest Totals	3,348			1,021	2,261	60	6	0

PCT 240

Justice, Supreme Court, Place 3

Vote For 1

	TOTAL	VOTE %		Election Day	Early Voting	Ballot By Mail	Provisional Ballots	Limited Ballots
REP Debra Lehrmann	2,366	72.33%	<div><div></div></div>	737	1,589	37	3	0
DEM Erin A. Nowell	848	25.92%	<div><div></div></div>	236	590	21	1	0
LIB Thomas Edward Oxford	57	1.74%	<div><div></div></div>	20	35	1	1	0
Total Votes Cast	3,271	100.00%	<div><div></div></div>	993	2,214	59	5	0
Overvotes	0			0	0	0	0	0
Undervotes	77			28	47	1	1	0
Contest Totals	3,348			1,021	2,261	60	6	0

Justice, Supreme Court, Place 5

Vote For 1

	TOTAL	VOTE %		Election Day	Early Voting	Ballot By Mail	Provisional Ballots	Limited Ballots
REP Rebeca Huddle	2,395	73.42%	<div><div></div></div>	741	1,613	37	4	0
DEM Amanda Reichel	867	26.58%	<div><div></div></div>	247	598	21	1	0
Total Votes Cast	3,262	100.00%	<div><div></div></div>	988	2,211	58	5	0
Overvotes	0			0	0	0	0	0
Undervotes	86			33	50	2	1	0
Contest Totals	3,348			1,021	2,261	60	6	0

Justice, Supreme Court, Place 9

Vote For 1

	TOTAL	VOTE %		Election Day	Early Voting	Ballot By Mail	Provisional Ballots	Limited Ballots
REP Evan Young	2,383	72.99%	<div><div></div></div>	737	1,603	39	4	0
DEM Julia Maldonado	882	27.01%	<div><div></div></div>	251	610	20	1	0
Total Votes Cast	3,265	100.00%	<div><div></div></div>	988	2,213	59	5	0
Overvotes	0			0	0	0	0	0
Undervotes	83			33	48	1	1	0
Contest Totals	3,348			1,021	2,261	60	6	0

Judge, Court of Criminal Appeals, Place 5

Vote For 1

	TOTAL	VOTE %		Election Day	Early Voting	Ballot By Mail	Provisional Ballots	Limited Ballots
REP Scott Walker	2,396	73.56%	<div><div></div></div>	745	1,608	39	4	0
DEM Dana Huffman	861	26.44%	<div><div></div></div>	241	599	20	1	0
Total Votes Cast	3,257	100.00%	<div><div></div></div>	986	2,207	59	5	0
Overvotes	0			0	0	0	0	0
Undervotes	91			35	54	1	1	0
Contest Totals	3,348			1,021	2,261	60	6	0

PCT 240

Judge, Court of Criminal Appeals, Place 6

Vote For 1

	TOTAL	VOTE %		Election Day	Early Voting	Ballot By Mail	Provisional Ballots	Limited Ballots
REP Jesse F. McClure, III	2,402	73.91%	<div><div></div></div>	747	1,612	39	4	0
DEM Robert Johnson	848	26.09%	<div><div></div></div>	238	590	19	1	0
Total Votes Cast	3,250	100.00%	<div><div></div></div>	985	2,202	58	5	0
Overvotes	0			0	0	0	0	0
Undervotes	98			36	59	2	1	0
Contest Totals	3,348			1,021	2,261	60	6	0

Member, State Board of Education, District 12 CCD

Vote For 1

	TOTAL	VOTE %		Election Day	Early Voting	Ballot By Mail	Provisional Ballots	Limited Ballots
REP Pam Little	2,360	72.15%	<div><div></div></div>	739	1,578	39	4	0
DEM Alex Cornwallis	812	24.82%	<div><div></div></div>	221	571	19	1	0
LIB Christy Mowrey	95	2.90%	<div><div></div></div>	34	60	1	0	0
Write-In Totals	4	0.12%	<div><div></div></div>	1	3	0	0	0
Total Votes Cast	3,271	100.00%	<div><div></div></div>	995	2,212	59	5	0
Overvotes	0			0	0	0	0	0
Undervotes	77			26	49	1	1	0
Contest Totals	3,348			1,021	2,261	60	6	0

State Senator, District 8

Vote For 1

	TOTAL	VOTE %		Election Day	Early Voting	Ballot By Mail	Provisional Ballots	Limited Ballots
REP Angela Paxton	2,325	71.06%	<div><div></div></div>	728	1,557	36	4	0
DEM Jonathan Cocks	865	26.44%	<div><div></div></div>	236	605	23	1	0
LIB Edward Kless	82	2.51%	<div><div></div></div>	33	49	0	0	0
Total Votes Cast	3,272	100.00%	<div><div></div></div>	997	2,211	59	5	0
Overvotes	0			0	0	0	0	0
Undervotes	76			24	50	1	1	0
Contest Totals	3,348			1,021	2,261	60	6	0

State Representative, District 61

Vote For 1

	TOTAL	VOTE %		Election Day	Early Voting	Ballot By Mail	Provisional Ballots	Limited Ballots
REP Frederick Frazier	2,395	73.42%	<div><div></div></div>	751	1,604	37	3	0
DEM Sheena King	867	26.58%	<div><div></div></div>	244	600	22	1	0
Total Votes Cast	3,262	100.00%	<div><div></div></div>	995	2,204	59	4	0
Overvotes	0			0	0	0	0	0
Undervotes	86			26	57	1	2	0
Contest Totals	3,348			1,021	2,261	60	6	0

PCT 240

Justice, 5th Court of Appeals District, Place 4

Vote For 1

	TOTAL	VOTE %		Election Day	Early Voting	Ballot By Mail	Provisional Ballots	Limited Ballots
REP Emily A. Miskel	2,404	74.01%	<div><div></div></div>	743	1,620	37	4	0
DEM Maricela Moore	844	25.99%	<div><div></div></div>	240	583	20	1	0
Total Votes Cast	3,248	100.00%	<div><div></div></div>	983	2,203	57	5	0
Overvotes	0			0	0	0	0	0
Undervotes	100			38	58	3	1	0
Contest Totals	3,348			1,021	2,261	60	6	0

Justice, 5th Court of Appeals District, Place 7

Vote For 1

	TOTAL	VOTE %		Election Day	Early Voting	Ballot By Mail	Provisional Ballots	Limited Ballots
REP Kristina Williams	2,382	73.50%	<div><div></div></div>	737	1,604	37	4	0
DEM Nancy Kennedy	859	26.50%	<div><div></div></div>	245	593	20	1	0
Total Votes Cast	3,241	100.00%	<div><div></div></div>	982	2,197	57	5	0
Overvotes	0			0	0	0	0	0
Undervotes	107			39	64	3	1	0
Contest Totals	3,348			1,021	2,261	60	6	0

County Judge CCD

Vote For 1

	TOTAL	VOTE %		Election Day	Early Voting	Ballot By Mail	Provisional Ballots	Limited Ballots
REP Chris Hill	2,401	73.52%	<div><div></div></div>	749	1,611	37	4	0
DEM Joshua Murray	865	26.48%	<div><div></div></div>	242	600	22	1	0
Total Votes Cast	3,266	100.00%	<div><div></div></div>	991	2,211	59	5	0
Overvotes	0			0	0	0	0	0
Undervotes	82			30	50	1	1	0
Contest Totals	3,348			1,021	2,261	60	6	0

District Clerk CCD

Vote For 1

	TOTAL	VOTE %		Election Day	Early Voting	Ballot By Mail	Provisional Ballots	Limited Ballots
REP Mike Gould	2,408	74.16%	<div><div></div></div>	746	1,621	37	4	0
DEM David Brignac	839	25.84%	<div><div></div></div>	240	578	20	1	0
Total Votes Cast	3,247	100.00%	<div><div></div></div>	986	2,199	57	5	0
Overvotes	0			0	0	0	0	0
Undervotes	101			35	62	3	1	0
Contest Totals	3,348			1,021	2,261	60	6	0

PCT 240

Justice of the Peace, Precinct 4

Vote For 1

	TOTAL	VOTE %		Election Day	Early Voting	Ballot By Mail	Provision al Ballots	Limited Ballots
REP Vincent Venegoni	2,370	73.15%	<div><div></div></div>	736	1,592	38	4	0
DEM Adam Kern	870	26.85%	<div><div></div></div>	239	611	19	1	0
Total Votes Cast	3,240	100.00%	<div><div></div></div>	975	2,203	57	5	0
Overvotes	0			0	0	0	0	0
Undervotes	108			46	58	3	1	0
Contest Totals	3,348			1,021	2,261	60	6	0

PCT 241

U. S. Representative District 3

Vote For 1

	TOTAL	VOTE %		Election Day	Early Voting	Ballot By Mail	Provisional Ballots	Limited Ballots
REP Keith Self	452	53.18%	<div><div></div></div>	106	334	12	0	0
DEM Sandeep Srivastava	369	43.41%	<div><div></div></div>	85	269	15	0	0
LIB Christopher Claytor	29	3.41%	<div><div></div></div>	14	14	1	0	0
Total Votes Cast	850	100.00%	<div><div></div></div>	205	617	28	0	0
Overvotes	0			0	0	0	0	0
Undervotes	20			5	15	0	0	0
Contest Totals	870			210	632	28	0	0

Governor

Vote For 1

	TOTAL	VOTE %		Election Day	Early Voting	Ballot By Mail	Provisional Ballots	Limited Ballots
REP Greg Abbott	447	51.86%	<div><div></div></div>	98	338	11	0	0
DEM Beto O'Rourke	403	46.75%	<div><div></div></div>	103	284	16	0	0
LIB Mark Tippetts	10	1.16%	<div><div></div></div>	7	2	1	0	0
GRN Delilah Barrios	2	0.23%	<div><div></div></div>	0	2	0	0	0
Write-In Totals	0	0.00%	<div><div></div></div>	0	0	0	0	0
Total Votes Cast	862	100.00%	<div><div></div></div>	208	626	28	0	0
Overvotes	0			0	0	0	0	0
Undervotes	8			2	6	0	0	0
Contest Totals	870			210	632	28	0	0

Lieutenant Governor

Vote For 1

	TOTAL	VOTE %		Election Day	Early Voting	Ballot By Mail	Provisional Ballots	Limited Ballots
REP Dan Patrick	437	51.17%	<div><div></div></div>	98	329	10	0	0
DEM Mike Collier	392	45.90%	<div><div></div></div>	98	277	17	0	0
LIB Shanna Steele	25	2.93%	<div><div></div></div>	10	15	0	0	0
Total Votes Cast	854	100.00%	<div><div></div></div>	206	621	27	0	0
Overvotes	0			0	0	0	0	0
Undervotes	16			4	11	1	0	0
Contest Totals	870			210	632	28	0	0

Attorney General

Vote For 1

	TOTAL	VOTE %		Election Day	Early Voting	Ballot By Mail	Provisional Ballots	Limited Ballots
REP Ken Paxton	419	49.29%	<div><div></div></div>	98	311	10	0	0
DEM Rochelle Mercedes Garza	391	46.00%	<div><div></div></div>	89	286	16	0	0
LIB Mark Ash	40	4.71%	<div><div></div></div>	16	23	1	0	0
Total Votes Cast	850	100.00%	<div><div></div></div>	203	620	27	0	0
Overvotes	0			0	0	0	0	0
Undervotes	20			7	12	1	0	0
Contest Totals	870			210	632	28	0	0

PCT 241

Comptroller of Public Accounts

Vote For 1

	TOTAL	VOTE %		Election Day	Early Voting	Ballot By Mail	Provisional Ballots	Limited Ballots
REP Glenn Hegar	466	55.41%	<div><div></div></div>	107	348	11	0	0
DEM Janet T. Dudding	355	42.21%	<div><div></div></div>	82	257	16	0	0
LIB V. Alonzo Echevarria-Garza	20	2.38%	<div><div></div></div>	9	10	1	0	0
Total Votes Cast	841	100.00%	<div><div></div></div>	198	615	28	0	0
Overvotes	0			0	0	0	0	0
Undervotes	29			12	17	0	0	0
Contest Totals	870			210	632	28	0	0

Commissioner of the General Land Office

Vote For 1

	TOTAL	VOTE %		Election Day	Early Voting	Ballot By Mail	Provisional Ballots	Limited Ballots
REP Dawn Buckingham	467	55.46%	<div><div></div></div>	108	348	11	0	0
DEM Jay Kleberg	365	43.35%	<div><div></div></div>	87	262	16	0	0
GRN Alfred Molison, Jr	10	1.19%	<div><div></div></div>	2	7	1	0	0
Write-In Totals	0	0.00%	<div><div></div></div>	0	0	0	0	0
Total Votes Cast	842	100.00%	<div><div></div></div>	197	617	28	0	0
Overvotes	0			0	0	0	0	0
Undervotes	28			13	15	0	0	0
Contest Totals	870			210	632	28	0	0

Commissioner of Agriculture

Vote For 1

	TOTAL	VOTE %		Election Day	Early Voting	Ballot By Mail	Provisional Ballots	Limited Ballots
REP Sid Miller	462	55.13%	<div><div></div></div>	109	342	11	0	0
DEM Susan Hays	376	44.87%	<div><div></div></div>	87	272	17	0	0
Total Votes Cast	838	100.00%	<div><div></div></div>	196	614	28	0	0
Overvotes	0			0	0	0	0	0
Undervotes	32			14	18	0	0	0
Contest Totals	870			210	632	28	0	0

Railroad Commissioner

Vote For 1

	TOTAL	VOTE %		Election Day	Early Voting	Ballot By Mail	Provisional Ballots	Limited Ballots
REP Wayne Christian	449	53.26%	<div><div></div></div>	98	340	11	0	0
DEM Luke Warford	358	42.47%	<div><div></div></div>	84	258	16	0	0
LIB Jaime Andres Diez	25	2.97%	<div><div></div></div>	11	14	0	0	0
GRN Hunter Wayne Crow	11	1.30%	<div><div></div></div>	6	4	1	0	0
Total Votes Cast	843	100.00%	<div><div></div></div>	199	616	28	0	0
Overvotes	0			0	0	0	0	0
Undervotes	27			11	16	0	0	0
Contest Totals	870			210	632	28	0	0

PCT 241

Justice, Supreme Court, Place 3

Vote For 1

	TOTAL	VOTE %		Election Day	Early Voting	Ballot By Mail	Provisional Ballots	Limited Ballots
REP Debra Lehrmann	452	53.94%	<div><div></div></div>	98	343	11	0	0
DEM Erin A. Nowell	369	44.03%	<div><div></div></div>	87	265	17	0	0
LIB Thomas Edward Oxford	17	2.03%	<div><div></div></div>	11	6	0	0	0
Total Votes Cast	838	100.00%	<div><div></div></div>	196	614	28	0	0
Overvotes	0			0	0	0	0	0
Undervotes	32			14	18	0	0	0
Contest Totals	870			210	632	28	0	0

Justice, Supreme Court, Place 5

Vote For 1

	TOTAL	VOTE %		Election Day	Early Voting	Ballot By Mail	Provisional Ballots	Limited Ballots
REP Rebeca Huddle	458	55.25%	<div><div></div></div>	103	344	11	0	0
DEM Amanda Reichel	371	44.75%	<div><div></div></div>	88	266	17	0	0
Total Votes Cast	829	100.00%	<div><div></div></div>	191	610	28	0	0
Overvotes	0			0	0	0	0	0
Undervotes	41			19	22	0	0	0
Contest Totals	870			210	632	28	0	0

Justice, Supreme Court, Place 9

Vote For 1

	TOTAL	VOTE %		Election Day	Early Voting	Ballot By Mail	Provisional Ballots	Limited Ballots
REP Evan Young	454	54.57%	<div><div></div></div>	104	339	11	0	0
DEM Julia Maldonado	378	45.43%	<div><div></div></div>	88	273	17	0	0
Total Votes Cast	832	100.00%	<div><div></div></div>	192	612	28	0	0
Overvotes	0			0	0	0	0	0
Undervotes	38			18	20	0	0	0
Contest Totals	870			210	632	28	0	0

Judge, Court of Criminal Appeals, Place 5

Vote For 1

	TOTAL	VOTE %		Election Day	Early Voting	Ballot By Mail	Provisional Ballots	Limited Ballots
REP Scott Walker	455	55.08%	<div><div></div></div>	106	338	11	0	0
DEM Dana Huffman	371	44.92%	<div><div></div></div>	86	268	17	0	0
Total Votes Cast	826	100.00%	<div><div></div></div>	192	606	28	0	0
Overvotes	0			0	0	0	0	0
Undervotes	44			18	26	0	0	0
Contest Totals	870			210	632	28	0	0

PCT 241

Judge, Court of Criminal Appeals, Place 6

Vote For 1

	TOTAL	VOTE %		Election Day	Early Voting	Ballot By Mail	Provisional Ballots	Limited Ballots
REP Jesse F. McClure, III	458	55.52%	<div><div></div></div>	101	346	11	0	0
DEM Robert Johnson	367	44.48%	<div><div></div></div>	89	261	17	0	0
Total Votes Cast	825	100.00%	<div><div></div></div>	190	607	28	0	0
Overvotes	0			0	0	0	0	0
Undervotes	45			20	25	0	0	0
Contest Totals	870			210	632	28	0	0

Member, State Board of Education, District 12 CCD

Vote For 1

	TOTAL	VOTE %		Election Day	Early Voting	Ballot By Mail	Provisional Ballots	Limited Ballots
REP Pam Little	442	53.00%	<div><div></div></div>	101	331	10	0	0
DEM Alex Cornwallis	363	43.53%	<div><div></div></div>	83	262	18	0	0
LIB Christy Mowrey	28	3.36%	<div><div></div></div>	11	17	0	0	0
Write-In Totals	1	0.12%	<div><div></div></div>	0	1	0	0	0
Total Votes Cast	834	100.00%	<div><div></div></div>	195	611	28	0	0
Overvotes	0			0	0	0	0	0
Undervotes	36			15	21	0	0	0
Contest Totals	870			210	632	28	0	0

State Senator, District 8

Vote For 1

	TOTAL	VOTE %		Election Day	Early Voting	Ballot By Mail	Provisional Ballots	Limited Ballots
REP Angela Paxton	434	52.23%	<div><div></div></div>	99	325	10	0	0
DEM Jonathan Cocks	372	44.77%	<div><div></div></div>	89	266	17	0	0
LIB Edward Kless	25	3.01%	<div><div></div></div>	10	15	0	0	0
Total Votes Cast	831	100.00%	<div><div></div></div>	198	606	27	0	0
Overvotes	0			0	0	0	0	0
Undervotes	39			12	26	1	0	0
Contest Totals	870			210	632	28	0	0

Justice, 5th Court of Appeals District, Place 4

Vote For 1

	TOTAL	VOTE %		Election Day	Early Voting	Ballot By Mail	Provisional Ballots	Limited Ballots
REP Emily A. Miskel	458	55.45%	<div><div></div></div>	104	343	11	0	0
DEM Maricela Moore	368	44.55%	<div><div></div></div>	86	265	17	0	0
Total Votes Cast	826	100.00%	<div><div></div></div>	190	608	28	0	0
Overvotes	0			0	0	0	0	0
Undervotes	44			20	24	0	0	0
Contest Totals	870			210	632	28	0	0

PCT 241

Justice, 5th Court of Appeals District, Place 7

Vote For 1

	TOTAL	VOTE %		Election Day	Early Voting	Ballot By Mail	Provisional Ballots	Limited Ballots
REP Kristina Williams	454	55.37%	<div><div></div></div>	102	342	10	0	0
DEM Nancy Kennedy	366	44.63%	<div><div></div></div>	86	263	17	0	0
Total Votes Cast	820	100.00%	<div><div></div></div>	188	605	27	0	0
Overvotes	0			0	0	0	0	0
Undervotes	50			22	27	1	0	0
Contest Totals	870			210	632	28	0	0

County Judge CCD

Vote For 1

	TOTAL	VOTE %		Election Day	Early Voting	Ballot By Mail	Provisional Ballots	Limited Ballots
REP Chris Hill	461	55.68%	<div><div></div></div>	105	346	10	0	0
DEM Joshua Murray	367	44.32%	<div><div></div></div>	87	262	18	0	0
Total Votes Cast	828	100.00%	<div><div></div></div>	192	608	28	0	0
Overvotes	0			0	0	0	0	0
Undervotes	42			18	24	0	0	0
Contest Totals	870			210	632	28	0	0

District Clerk CCD

Vote For 1

	TOTAL	VOTE %		Election Day	Early Voting	Ballot By Mail	Provisional Ballots	Limited Ballots
REP Mike Gould	460	55.76%	<div><div></div></div>	105	344	11	0	0
DEM David Brignac	365	44.24%	<div><div></div></div>	86	262	17	0	0
Total Votes Cast	825	100.00%	<div><div></div></div>	191	606	28	0	0
Overvotes	0			0	0	0	0	0
Undervotes	45			19	26	0	0	0
Contest Totals	870			210	632	28	0	0

Justice of the Peace, Precinct 3

Vote For 1

	TOTAL	VOTE %		Election Day	Early Voting	Ballot By Mail	Provisional Ballots	Limited Ballots
REP Mike Missildine	464	56.31%	<div><div></div></div>	105	348	11	0	0
DEM Irvin Lynn Barrett	360	43.69%	<div><div></div></div>	82	261	17	0	0
Total Votes Cast	824	100.00%	<div><div></div></div>	187	609	28	0	0
Overvotes	0			0	0	0	0	0
Undervotes	46			23	23	0	0	0
Contest Totals	870			210	632	28	0	0

PCT 242

U. S. Representative District 3

Vote For 1

	TOTAL	VOTE %		Election Day	Early Voting	Ballot By Mail	Provisional Ballots	Limited Ballots
REP Keith Self	1,062	56.19%	<div><div></div></div>	197	802	62	1	0
DEM Sandeep Srivastava	798	42.22%	<div><div></div></div>	175	575	47	1	0
LIB Christopher Claytor	30	1.59%	<div><div></div></div>	11	18	1	0	0
Total Votes Cast	1,890	100.00%	<div><div></div></div>	383	1,395	110	2	0
Overvotes	0			0	0	0	0	0
Undervotes	22			4	17	1	0	0
Contest Totals	1,912			387	1,412	111	2	0

Governor

Vote For 1

	TOTAL	VOTE %		Election Day	Early Voting	Ballot By Mail	Provisional Ballots	Limited Ballots
REP Greg Abbott	1,056	55.32%	<div><div></div></div>	200	794	61	1	0
DEM Beto O'Rourke	837	43.84%	<div><div></div></div>	180	608	48	1	0
LIB Mark Tippetts	11	0.58%	<div><div></div></div>	6	4	1	0	0
GRN Delilah Barrios	3	0.16%	<div><div></div></div>	1	1	1	0	0
Write-In Totals	2	0.10%	<div><div></div></div>	0	2	0	0	0
Total Votes Cast	1,909	100.00%	<div><div></div></div>	387	1,409	111	2	0
Overvotes	0			0	0	0	0	0
Undervotes	3			0	3	0	0	0
Contest Totals	1,912			387	1,412	111	2	0

Lieutenant Governor

Vote For 1

	TOTAL	VOTE %		Election Day	Early Voting	Ballot By Mail	Provisional Ballots	Limited Ballots
REP Dan Patrick	1,023	54.13%	<div><div></div></div>	194	768	59	2	0
DEM Mike Collier	831	43.97%	<div><div></div></div>	174	608	49	0	0
LIB Shanna Steele	36	1.90%	<div><div></div></div>	13	20	3	0	0
Total Votes Cast	1,890	100.00%	<div><div></div></div>	381	1,396	111	2	0
Overvotes	0			0	0	0	0	0
Undervotes	22			6	16	0	0	0
Contest Totals	1,912			387	1,412	111	2	0

Attorney General

Vote For 1

	TOTAL	VOTE %		Election Day	Early Voting	Ballot By Mail	Provisional Ballots	Limited Ballots
REP Ken Paxton	989	52.69%	<div><div></div></div>	192	739	56	2	0
DEM Rochelle Mercedes Garza	823	43.85%	<div><div></div></div>	179	595	49	0	0
LIB Mark Ash	65	3.46%	<div><div></div></div>	13	49	3	0	0
Total Votes Cast	1,877	100.00%	<div><div></div></div>	384	1,383	108	2	0
Overvotes	0			0	0	0	0	0
Undervotes	35			3	29	3	0	0
Contest Totals	1,912			387	1,412	111	2	0

PCT 242

Comptroller of Public Accounts

Vote For 1

	TOTAL	VOTE %		Election Day	Early Voting	Ballot By Mail	Provisional Ballots	Limited Ballots
REP Glenn Hegar	1,090	58.10%	<div><div></div></div>	204	822	62	2	0
DEM Janet T. Dudding	766	40.83%	<div><div></div></div>	164	555	47	0	0
LIB V. Alonzo Echevarria-Garza	20	1.07%	<div><div></div></div>	11	9	0	0	0
Total Votes Cast	1,876	100.00%	<div><div></div></div>	379	1,386	109	2	0
Overvotes	0			0	0	0	0	0
Undervotes	36			8	26	2	0	0
Contest Totals	1,912			387	1,412	111	2	0

Commissioner of the General Land Office

Vote For 1

	TOTAL	VOTE %		Election Day	Early Voting	Ballot By Mail	Provisional Ballots	Limited Ballots
REP Dawn Buckingham	1,074	57.68%	<div><div></div></div>	203	810	59	2	0
DEM Jay Kleberg	772	41.46%	<div><div></div></div>	164	562	46	0	0
GRN Alfred Molison, Jr	15	0.81%	<div><div></div></div>	6	8	1	0	0
Write-In Totals	1	0.05%	<div><div></div></div>	0	0	1	0	0
Total Votes Cast	1,862	100.00%	<div><div></div></div>	373	1,380	107	2	0
Overvotes	0			0	0	0	0	0
Undervotes	50			14	32	4	0	0
Contest Totals	1,912			387	1,412	111	2	0

Commissioner of Agriculture

Vote For 1

	TOTAL	VOTE %		Election Day	Early Voting	Ballot By Mail	Provisional Ballots	Limited Ballots
REP Sid Miller	1,079	57.95%	<div><div></div></div>	213	803	61	2	0
DEM Susan Hays	783	42.05%	<div><div></div></div>	162	577	44	0	0
Total Votes Cast	1,862	100.00%	<div><div></div></div>	375	1,380	105	2	0
Overvotes	0			0	0	0	0	0
Undervotes	50			12	32	6	0	0
Contest Totals	1,912			387	1,412	111	2	0

Railroad Commissioner

Vote For 1

	TOTAL	VOTE %		Election Day	Early Voting	Ballot By Mail	Provisional Ballots	Limited Ballots
REP Wayne Christian	1,068	57.17%	<div><div></div></div>	203	799	64	2	0
DEM Luke Warford	751	40.20%	<div><div></div></div>	155	554	42	0	0
LIB Jaime Andres Diez	36	1.93%	<div><div></div></div>	13	22	1	0	0
GRN Hunter Wayne Crow	13	0.70%	<div><div></div></div>	4	9	0	0	0
Total Votes Cast	1,868	100.00%	<div><div></div></div>	375	1,384	107	2	0
Overvotes	0			0	0	0	0	0
Undervotes	44			12	28	4	0	0
Contest Totals	1,912			387	1,412	111	2	0

PCT 242

Justice, Supreme Court, Place 3

Vote For 1

	TOTAL	VOTE %		Election Day	Early Voting	Ballot By Mail	Provisional Ballots	Limited Ballots
REP Debra Lehrmann	1,073	57.44%	<div><div></div></div>	200	809	62	2	0
DEM Erin A. Nowell	776	41.54%	<div><div></div></div>	168	565	43	0	0
LIB Thomas Edward Oxford	19	1.02%	<div><div></div></div>	9	10	0	0	0
Total Votes Cast	1,868	100.00%	<div><div></div></div>	377	1,384	105	2	0
Overvotes	0			0	0	0	0	0
Undervotes	44			10	28	6	0	0
Contest Totals	1,912			387	1,412	111	2	0

Justice, Supreme Court, Place 5

Vote For 1

	TOTAL	VOTE %		Election Day	Early Voting	Ballot By Mail	Provisional Ballots	Limited Ballots
REP Rebeca Huddle	1,073	57.69%	<div><div></div></div>	204	806	61	2	0
DEM Amanda Reichel	787	42.31%	<div><div></div></div>	172	572	43	0	0
Total Votes Cast	1,860	100.00%	<div><div></div></div>	376	1,378	104	2	0
Overvotes	0			0	0	0	0	0
Undervotes	52			11	34	7	0	0
Contest Totals	1,912			387	1,412	111	2	0

Justice, Supreme Court, Place 9

Vote For 1

	TOTAL	VOTE %		Election Day	Early Voting	Ballot By Mail	Provisional Ballots	Limited Ballots
REP Evan Young	1,079	58.14%	<div><div></div></div>	201	813	63	2	0
DEM Julia Maldonado	777	41.86%	<div><div></div></div>	171	566	40	0	0
Total Votes Cast	1,856	100.00%	<div><div></div></div>	372	1,379	103	2	0
Overvotes	0			0	0	0	0	0
Undervotes	56			15	33	8	0	0
Contest Totals	1,912			387	1,412	111	2	0

Judge, Court of Criminal Appeals, Place 5

Vote For 1

	TOTAL	VOTE %		Election Day	Early Voting	Ballot By Mail	Provisional Ballots	Limited Ballots
REP Scott Walker	1,065	57.60%	<div><div></div></div>	201	800	62	2	0
DEM Dana Huffman	784	42.40%	<div><div></div></div>	171	570	43	0	0
Total Votes Cast	1,849	100.00%	<div><div></div></div>	372	1,370	105	2	0
Overvotes	0			0	0	0	0	0
Undervotes	63			15	42	6	0	0
Contest Totals	1,912			387	1,412	111	2	0

PCT 242

Judge, Court of Criminal Appeals, Place 6

Vote For 1

	TOTAL	VOTE %		Election Day	Early Voting	Ballot By Mail	Provisional Ballots	Limited Ballots
REP Jesse F. McClure, III	1,064	57.42%	<div><div></div></div>	198	803	61	2	0
DEM Robert Johnson	789	42.58%	<div><div></div></div>	176	569	44	0	0
Total Votes Cast	1,853	100.00%	<div><div></div></div>	374	1,372	105	2	0
Overvotes	0			0	0	0	0	0
Undervotes	59			13	40	6	0	0
Contest Totals	1,912			387	1,412	111	2	0

Member, State Board of Education, District 12 CCD

Vote For 1

	TOTAL	VOTE %		Election Day	Early Voting	Ballot By Mail	Provisional Ballots	Limited Ballots
REP Pam Little	1,061	57.01%	<div><div></div></div>	197	800	62	2	0
DEM Alex Cornwallis	753	40.46%	<div><div></div></div>	161	552	40	0	0
LIB Christy Mowrey	47	2.53%	<div><div></div></div>	19	25	3	0	0
Write-In Totals	0	0.00%	<div><div></div></div>	0	0	0	0	0
Total Votes Cast	1,861	100.00%	<div><div></div></div>	377	1,377	105	2	0
Overvotes	0			0	0	0	0	0
Undervotes	51			10	35	6	0	0
Contest Totals	1,912			387	1,412	111	2	0

State Senator, District 8

Vote For 1

	TOTAL	VOTE %		Election Day	Early Voting	Ballot By Mail	Provisional Ballots	Limited Ballots
REP Angela Paxton	1,020	54.72%	<div><div></div></div>	199	762	57	2	0
DEM Jonathan Cocks	794	42.60%	<div><div></div></div>	166	581	47	0	0
LIB Edward Kless	50	2.68%	<div><div></div></div>	15	34	1	0	0
Total Votes Cast	1,864	100.00%	<div><div></div></div>	380	1,377	105	2	0
Overvotes	0			0	0	0	0	0
Undervotes	48			7	35	6	0	0
Contest Totals	1,912			387	1,412	111	2	0

State Representative, District 67

Vote For 1

	TOTAL	VOTE %		Election Day	Early Voting	Ballot By Mail	Provisional Ballots	Limited Ballots
REP Jeff Leach	1,070	57.65%	<div><div></div></div>	204	801	63	2	0
DEM Kevin Morris	786	42.35%	<div><div></div></div>	169	573	44	0	0
Total Votes Cast	1,856	100.00%	<div><div></div></div>	373	1,374	107	2	0
Overvotes	0			0	0	0	0	0
Undervotes	56			14	38	4	0	0
Contest Totals	1,912			387	1,412	111	2	0

PCT 242

Justice, 5th Court of Appeals District, Place 4

Vote For 1

	TOTAL	VOTE %		Election Day	Early Voting	Ballot By Mail	Provisional Ballots	Limited Ballots
REP Emily A. Miskel	1,065	57.66%	<div><div></div></div>	201	801	61	2	0
DEM Maricela Moore	782	42.34%	<div><div></div></div>	170	569	43	0	0
Total Votes Cast	1,847	100.00%	<div><div></div></div>	371	1,370	104	2	0
Overvotes	0			0	0	0	0	0
Undervotes	65			16	42	7	0	0
Contest Totals	1,912			387	1,412	111	2	0

Justice, 5th Court of Appeals District, Place 7

Vote For 1

	TOTAL	VOTE %		Election Day	Early Voting	Ballot By Mail	Provisional Ballots	Limited Ballots
REP Kristina Williams	1,062	57.56%	<div><div></div></div>	199	798	63	2	0
DEM Nancy Kennedy	783	42.44%	<div><div></div></div>	171	570	42	0	0
Total Votes Cast	1,845	100.00%	<div><div></div></div>	370	1,368	105	2	0
Overvotes	0			0	0	0	0	0
Undervotes	67			17	44	6	0	0
Contest Totals	1,912			387	1,412	111	2	0

County Judge CCD

Vote For 1

	TOTAL	VOTE %		Election Day	Early Voting	Ballot By Mail	Provisional Ballots	Limited Ballots
REP Chris Hill	1,073	57.75%	<div><div></div></div>	204	803	64	2	0
DEM Joshua Murray	785	42.25%	<div><div></div></div>	171	573	41	0	0
Total Votes Cast	1,858	100.00%	<div><div></div></div>	375	1,376	105	2	0
Overvotes	0			0	0	0	0	0
Undervotes	54			12	36	6	0	0
Contest Totals	1,912			387	1,412	111	2	0

District Clerk CCD

Vote For 1

	TOTAL	VOTE %		Election Day	Early Voting	Ballot By Mail	Provisional Ballots	Limited Ballots
REP Mike Gould	1,074	58.24%	<div><div></div></div>	203	805	64	2	0
DEM David Brignac	770	41.76%	<div><div></div></div>	169	560	41	0	0
Total Votes Cast	1,844	100.00%	<div><div></div></div>	372	1,365	105	2	0
Overvotes	0			0	0	0	0	0
Undervotes	68			15	47	6	0	0
Contest Totals	1,912			387	1,412	111	2	0

PCT 243

U. S. Representative District 3

Vote For 1

	TOTAL	VOTE %		Election Day	Early Voting	Ballot By Mail	Provisional Ballots	Limited Ballots
REP Keith Self	630	70.00%	<div><div></div></div>	168	455	4	3	0
DEM Sandeep Srivastava	248	27.56%	<div><div></div></div>	65	166	16	1	0
LIB Christopher Claytor	22	2.44%	<div><div></div></div>	11	11	0	0	0
Total Votes Cast	900	100.00%	<div><div></div></div>	244	632	20	4	0
Overvotes	0			0	0	0	0	0
Undervotes	15			7	8	0	0	0
Contest Totals	915			251	640	20	4	0

Governor

Vote For 1

	TOTAL	VOTE %		Election Day	Early Voting	Ballot By Mail	Provisional Ballots	Limited Ballots
REP Greg Abbott	620	67.91%	<div><div></div></div>	167	446	4	3	0
DEM Beto O'Rourke	276	30.23%	<div><div></div></div>	74	185	16	1	0
LIB Mark Tippetts	15	1.64%	<div><div></div></div>	9	6	0	0	0
GRN Delilah Barrios	2	0.22%	<div><div></div></div>	0	2	0	0	0
Write-In Totals	0	0.00%	<div><div></div></div>	0	0	0	0	0
Total Votes Cast	913	100.00%	<div><div></div></div>	250	639	20	4	0
Overvotes	0			0	0	0	0	0
Undervotes	2			1	1	0	0	0
Contest Totals	915			251	640	20	4	0

Lieutenant Governor

Vote For 1

	TOTAL	VOTE %		Election Day	Early Voting	Ballot By Mail	Provisional Ballots	Limited Ballots
REP Dan Patrick	597	66.26%	<div><div></div></div>	161	430	3	3	0
DEM Mike Collier	281	31.19%	<div><div></div></div>	71	192	17	1	0
LIB Shanna Steele	23	2.55%	<div><div></div></div>	12	11	0	0	0
Total Votes Cast	901	100.00%	<div><div></div></div>	244	633	20	4	0
Overvotes	0			0	0	0	0	0
Undervotes	14			7	7	0	0	0
Contest Totals	915			251	640	20	4	0

Attorney General

Vote For 1

	TOTAL	VOTE %		Election Day	Early Voting	Ballot By Mail	Provisional Ballots	Limited Ballots
REP Ken Paxton	596	66.52%	<div><div></div></div>	164	425	4	3	0
DEM Rochelle Mercedes Garza	264	29.46%	<div><div></div></div>	66	183	14	1	0
LIB Mark Ash	36	4.02%	<div><div></div></div>	13	22	1	0	0
Total Votes Cast	896	100.00%	<div><div></div></div>	243	630	19	4	0
Overvotes	0			0	0	0	0	0
Undervotes	19			8	10	1	0	0
Contest Totals	915			251	640	20	4	0

PCT 243

Comptroller of Public Accounts

Vote For 1

	TOTAL	VOTE %		Election Day	Early Voting	Ballot By Mail	Provisional Ballots	Limited Ballots
REP Glenn Hegar	640	71.11%	<div><div></div></div>	177	457	3	3	0
DEM Janet T. Dudding	244	27.11%	<div><div></div></div>	60	166	17	1	0
LIB V. Alonzo Echevarria-Garza	16	1.78%	<div><div></div></div>	8	8	0	0	0
Total Votes Cast	900	100.00%	<div><div></div></div>	245	631	20	4	0
Overvotes	0			0	0	0	0	0
Undervotes	15			6	9	0	0	0
Contest Totals	915			251	640	20	4	0

Commissioner of the General Land Office

Vote For 1

	TOTAL	VOTE %		Election Day	Early Voting	Ballot By Mail	Provisional Ballots	Limited Ballots
REP Dawn Buckingham	633	70.41%	<div><div></div></div>	170	457	3	3	0
DEM Jay Kleberg	261	29.03%	<div><div></div></div>	72	171	17	1	0
GRN Alfred Molison, Jr	4	0.44%	<div><div></div></div>	1	3	0	0	0
Write-In Totals	1	0.11%	<div><div></div></div>	1	0	0	0	0
Total Votes Cast	899	100.00%	<div><div></div></div>	244	631	20	4	0
Overvotes	0			0	0	0	0	0
Undervotes	16			7	9	0	0	0
Contest Totals	915			251	640	20	4	0

Commissioner of Agriculture

Vote For 1

	TOTAL	VOTE %		Election Day	Early Voting	Ballot By Mail	Provisional Ballots	Limited Ballots
REP Sid Miller	641	71.46%	<div><div></div></div>	177	457	4	3	0
DEM Susan Hays	256	28.54%	<div><div></div></div>	68	171	16	1	0
Total Votes Cast	897	100.00%	<div><div></div></div>	245	628	20	4	0
Overvotes	0			0	0	0	0	0
Undervotes	18			6	12	0	0	0
Contest Totals	915			251	640	20	4	0

Railroad Commissioner

Vote For 1

	TOTAL	VOTE %		Election Day	Early Voting	Ballot By Mail	Provisional Ballots	Limited Ballots
REP Wayne Christian	622	69.42%	<div><div></div></div>	170	446	3	3	0
DEM Luke Warford	242	27.01%	<div><div></div></div>	59	166	16	1	0
LIB Jaime Andres Diez	25	2.79%	<div><div></div></div>	12	13	0	0	0
GRN Hunter Wayne Crow	7	0.78%	<div><div></div></div>	2	5	0	0	0
Total Votes Cast	896	100.00%	<div><div></div></div>	243	630	19	4	0
Overvotes	0			0	0	0	0	0
Undervotes	19			8	10	1	0	0
Contest Totals	915			251	640	20	4	0

PCT 243

Justice, Supreme Court, Place 3

Vote For 1

	TOTAL	VOTE %		Election Day	Early Voting	Ballot By Mail	Provisional Ballots	Limited Ballots
REP Debra Lehrmann	639	71.80%	<div><div></div></div>	172	458	6	3	0
DEM Erin A. Nowell	239	26.85%	<div><div></div></div>	64	160	14	1	0
LIB Thomas Edward Oxford	12	1.35%	<div><div></div></div>	6	6	0	0	0
Total Votes Cast	890	100.00%	<div><div></div></div>	242	624	20	4	0
Overvotes	0			0	0	0	0	0
Undervotes	25			9	16	0	0	0
Contest Totals	915			251	640	20	4	0

Justice, Supreme Court, Place 5

Vote For 1

	TOTAL	VOTE %		Election Day	Early Voting	Ballot By Mail	Provisional Ballots	Limited Ballots
REP Rebeca Huddle	640	71.99%	<div><div></div></div>	173	459	5	3	0
DEM Amanda Reichel	249	28.01%	<div><div></div></div>	70	164	14	1	0
Total Votes Cast	889	100.00%	<div><div></div></div>	243	623	19	4	0
Overvotes	0			0	0	0	0	0
Undervotes	26			8	17	1	0	0
Contest Totals	915			251	640	20	4	0

Justice, Supreme Court, Place 9

Vote For 1

	TOTAL	VOTE %		Election Day	Early Voting	Ballot By Mail	Provisional Ballots	Limited Ballots
REP Evan Young	635	71.43%	<div><div></div></div>	169	457	6	3	0
DEM Julia Maldonado	254	28.57%	<div><div></div></div>	73	166	14	1	0
Total Votes Cast	889	100.00%	<div><div></div></div>	242	623	20	4	0
Overvotes	0			0	0	0	0	0
Undervotes	26			9	17	0	0	0
Contest Totals	915			251	640	20	4	0

Judge, Court of Criminal Appeals, Place 5

Vote For 1

	TOTAL	VOTE %		Election Day	Early Voting	Ballot By Mail	Provisional Ballots	Limited Ballots
REP Scott Walker	628	70.88%	<div><div></div></div>	169	453	3	3	0
DEM Dana Huffman	258	29.12%	<div><div></div></div>	73	167	17	1	0
Total Votes Cast	886	100.00%	<div><div></div></div>	242	620	20	4	0
Overvotes	0			0	0	0	0	0
Undervotes	29			9	20	0	0	0
Contest Totals	915			251	640	20	4	0

PCT 243

Judge, Court of Criminal Appeals, Place 6

Vote For 1

	TOTAL	VOTE %		Election Day	Early Voting	Ballot By Mail	Provisional Ballots	Limited Ballots
REP Jesse F. McClure, III	633	71.53%	<div><div></div></div>	173	454	3	3	0
DEM Robert Johnson	252	28.47%	<div><div></div></div>	69	166	16	1	0
Total Votes Cast	885	100.00%	<div><div></div></div>	242	620	19	4	0
Overvotes	0			0	0	0	0	0
Undervotes	30			9	20	1	0	0
Contest Totals	915			251	640	20	4	0

Member, State Board of Education, District 12 CCD

Vote For 1

	TOTAL	VOTE %		Election Day	Early Voting	Ballot By Mail	Provisional Ballots	Limited Ballots
REP Pam Little	614	68.91%	<div><div></div></div>	162	446	3	3	0
DEM Alex Cornwallis	248	27.83%	<div><div></div></div>	66	164	17	1	0
LIB Christy Mowrey	29	3.25%	<div><div></div></div>	15	14	0	0	0
Write-In Totals	0	0.00%	<div><div></div></div>	0	0	0	0	0
Total Votes Cast	891	100.00%	<div><div></div></div>	243	624	20	4	0
Overvotes	0			0	0	0	0	0
Undervotes	24			8	16	0	0	0
Contest Totals	915			251	640	20	4	0

State Senator, District 8

Vote For 1

	TOTAL	VOTE %		Election Day	Early Voting	Ballot By Mail	Provisional Ballots	Limited Ballots
REP Angela Paxton	600	67.34%	<div><div></div></div>	163	431	3	3	0
DEM Jonathan Cocks	262	29.41%	<div><div></div></div>	68	177	16	1	0
LIB Edward Kless	29	3.25%	<div><div></div></div>	12	16	1	0	0
Total Votes Cast	891	100.00%	<div><div></div></div>	243	624	20	4	0
Overvotes	0			0	0	0	0	0
Undervotes	24			8	16	0	0	0
Contest Totals	915			251	640	20	4	0

Justice, 5th Court of Appeals District, Place 4

Vote For 1

	TOTAL	VOTE %		Election Day	Early Voting	Ballot By Mail	Provisional Ballots	Limited Ballots
REP Emily A. Miskel	635	72.00%	<div><div></div></div>	174	452	6	3	0
DEM Maricela Moore	247	28.00%	<div><div></div></div>	68	164	14	1	0
Total Votes Cast	882	100.00%	<div><div></div></div>	242	616	20	4	0
Overvotes	0			0	0	0	0	0
Undervotes	33			9	24	0	0	0
Contest Totals	915			251	640	20	4	0

PCT 243

Justice, 5th Court of Appeals District, Place 7

Vote For 1

	TOTAL	VOTE %		Election Day	Early Voting	Ballot By Mail	Provisional Ballots	Limited Ballots
REP Kristina Williams	622	70.60%	<div><div></div></div>	166	450	3	3	0
DEM Nancy Kennedy	259	29.40%	<div><div></div></div>	73	169	16	1	0
Total Votes Cast	881	100.00%	<div><div></div></div>	239	619	19	4	0
Overvotes	0			0	0	0	0	0
Undervotes	34			12	21	1	0	0
Contest Totals	915			251	640	20	4	0

County Judge CCD

Vote For 1

	TOTAL	VOTE %		Election Day	Early Voting	Ballot By Mail	Provisional Ballots	Limited Ballots
REP Chris Hill	637	72.06%	<div><div></div></div>	174	454	6	3	0
DEM Joshua Murray	247	27.94%	<div><div></div></div>	69	164	13	1	0
Total Votes Cast	884	100.00%	<div><div></div></div>	243	618	19	4	0
Overvotes	0			0	0	0	0	0
Undervotes	31			8	22	1	0	0
Contest Totals	915			251	640	20	4	0

District Clerk CCD

Vote For 1

	TOTAL	VOTE %		Election Day	Early Voting	Ballot By Mail	Provisional Ballots	Limited Ballots
REP Mike Gould	627	71.41%	<div><div></div></div>	169	449	6	3	0
DEM David Brignac	251	28.59%	<div><div></div></div>	72	166	12	1	0
Total Votes Cast	878	100.00%	<div><div></div></div>	241	615	18	4	0
Overvotes	0			0	0	0	0	0
Undervotes	37			10	25	2	0	0
Contest Totals	915			251	640	20	4	0

Justice of the Peace, Precinct 3

Vote For 1

	TOTAL	VOTE %		Election Day	Early Voting	Ballot By Mail	Provisional Ballots	Limited Ballots
REP Mike Missildine	634	71.80%	<div><div></div></div>	171	454	6	3	0
DEM Irvin Lynn Barrett	249	28.20%	<div><div></div></div>	71	165	12	1	0
Total Votes Cast	883	100.00%	<div><div></div></div>	242	619	18	4	0
Overvotes	0			0	0	0	0	0
Undervotes	32			9	21	2	0	0
Contest Totals	915			251	640	20	4	0

PCT 244

U. S. Representative District 3

Vote For 1

	TOTAL	VOTE %		Election Day	Early Voting	Ballot By Mail	Provisional Ballots	Limited Ballots
REP Keith Self	943	54.67%	<div><div></div></div>	231	695	17	0	0
DEM Sandeep Srivastava	730	42.32%	<div><div></div></div>	177	537	14	2	0
LIB Christopher Claytor	52	3.01%	<div><div></div></div>	17	34	1	0	0
Total Votes Cast	1,725	100.00%	<div><div></div></div>	425	1,266	32	2	0
Overvotes	0			0	0	0	0	0
Undervotes	37			14	23	0	0	0
Contest Totals	1,762			439	1,289	32	2	0

Governor

Vote For 1

	TOTAL	VOTE %		Election Day	Early Voting	Ballot By Mail	Provisional Ballots	Limited Ballots
REP Greg Abbott	939	53.41%	<div><div></div></div>	224	697	18	0	0
DEM Beto O'Rourke	798	45.39%	<div><div></div></div>	209	573	14	2	0
LIB Mark Tippetts	16	0.91%	<div><div></div></div>	3	13	0	0	0
GRN Delilah Barrios	2	0.11%	<div><div></div></div>	1	1	0	0	0
Write-In Totals	3	0.17%	<div><div></div></div>	2	1	0	0	0
Total Votes Cast	1,758	100.00%	<div><div></div></div>	439	1,285	32	2	0
Overvotes	0			0	0	0	0	0
Undervotes	4			0	4	0	0	0
Contest Totals	1,762			439	1,289	32	2	0

Lieutenant Governor

Vote For 1

	TOTAL	VOTE %		Election Day	Early Voting	Ballot By Mail	Provisional Ballots	Limited Ballots
REP Dan Patrick	918	52.91%	<div><div></div></div>	224	677	17	0	0
DEM Mike Collier	773	44.55%	<div><div></div></div>	186	571	14	2	0
LIB Shanna Steele	44	2.54%	<div><div></div></div>	15	29	0	0	0
Total Votes Cast	1,735	100.00%	<div><div></div></div>	425	1,277	31	2	0
Overvotes	0			0	0	0	0	0
Undervotes	27			14	12	1	0	0
Contest Totals	1,762			439	1,289	32	2	0

Attorney General

Vote For 1

	TOTAL	VOTE %		Election Day	Early Voting	Ballot By Mail	Provisional Ballots	Limited Ballots
REP Ken Paxton	876	50.87%	<div><div></div></div>	211	649	16	0	0
DEM Rochelle Mercedes Garza	779	45.24%	<div><div></div></div>	191	572	14	2	0
LIB Mark Ash	67	3.89%	<div><div></div></div>	22	45	0	0	0
Total Votes Cast	1,722	100.00%	<div><div></div></div>	424	1,266	30	2	0
Overvotes	0			0	0	0	0	0
Undervotes	40			15	23	2	0	0
Contest Totals	1,762			439	1,289	32	2	0

PCT 244

Comptroller of Public Accounts

Vote For 1

	TOTAL	VOTE %		Election Day	Early Voting	Ballot By Mail	Provisional Ballots	Limited Ballots
REP Glenn Hegar	992	57.74%	<div><div></div></div>	242	733	17	0	0
DEM Janet T. Dudding	696	40.51%	<div><div></div></div>	168	512	14	2	0
LIB V. Alonzo Echevarria-Garza	30	1.75%	<div><div></div></div>	10	19	1	0	0
Total Votes Cast	1,718	100.00%	<div><div></div></div>	420	1,264	32	2	0
Overvotes	0			0	0	0	0	0
Undervotes	44			19	25	0	0	0
Contest Totals	1,762			439	1,289	32	2	0

Commissioner of the General Land Office

Vote For 1

	TOTAL	VOTE %		Election Day	Early Voting	Ballot By Mail	Provisional Ballots	Limited Ballots
REP Dawn Buckingham	973	56.90%	<div><div></div></div>	234	724	15	0	0
DEM Jay Kleberg	714	41.75%	<div><div></div></div>	177	521	14	2	0
GRN Alfred Molison, Jr	20	1.17%	<div><div></div></div>	6	14	0	0	0
Write-In Totals	3	0.18%	<div><div></div></div>	0	1	2	0	0
Total Votes Cast	1,710	100.00%	<div><div></div></div>	417	1,260	31	2	0
Overvotes	0			0	0	0	0	0
Undervotes	52			22	29	1	0	0
Contest Totals	1,762			439	1,289	32	2	0

Commissioner of Agriculture

Vote For 1

	TOTAL	VOTE %		Election Day	Early Voting	Ballot By Mail	Provisional Ballots	Limited Ballots
REP Sid Miller	975	57.15%	<div><div></div></div>	234	725	16	0	0
DEM Susan Hays	731	42.85%	<div><div></div></div>	183	532	14	2	0
Total Votes Cast	1,706	100.00%	<div><div></div></div>	417	1,257	30	2	0
Overvotes	0			0	0	0	0	0
Undervotes	56			22	32	2	0	0
Contest Totals	1,762			439	1,289	32	2	0

Railroad Commissioner

Vote For 1

	TOTAL	VOTE %		Election Day	Early Voting	Ballot By Mail	Provisional Ballots	Limited Ballots
REP Wayne Christian	961	56.10%	<div><div></div></div>	234	711	16	0	0
DEM Luke Warford	693	40.46%	<div><div></div></div>	164	514	13	2	0
LIB Jaime Andres Diez	44	2.57%	<div><div></div></div>	14	30	0	0	0
GRN Hunter Wayne Crow	15	0.88%	<div><div></div></div>	6	7	2	0	0
Total Votes Cast	1,713	100.00%	<div><div></div></div>	418	1,262	31	2	0
Overvotes	0			0	0	0	0	0
Undervotes	49			21	27	1	0	0
Contest Totals	1,762			439	1,289	32	2	0

PCT 244

Justice, Supreme Court, Place 3

Vote For 1

	TOTAL	VOTE %		Election Day	Early Voting	Ballot By Mail	Provisional Ballots	Limited Ballots
REP Debra Lehrmann	944	55.20%	<div><div></div></div>	228	699	17	0	0
DEM Erin A. Nowell	732	42.81%	<div><div></div></div>	178	538	14	2	0
LIB Thomas Edward Oxford	34	1.99%	<div><div></div></div>	12	22	0	0	0
Total Votes Cast	1,710	100.00%	<div><div></div></div>	418	1,259	31	2	0
Overvotes	0			0	0	0	0	0
Undervotes	52			21	30	1	0	0
Contest Totals	1,762			439	1,289	32	2	0

Justice, Supreme Court, Place 5

Vote For 1

	TOTAL	VOTE %		Election Day	Early Voting	Ballot By Mail	Provisional Ballots	Limited Ballots
REP Rebeca Huddle	968	56.74%	<div><div></div></div>	233	717	18	0	0
DEM Amanda Reichel	738	43.26%	<div><div></div></div>	184	540	12	2	0
Total Votes Cast	1,706	100.00%	<div><div></div></div>	417	1,257	30	2	0
Overvotes	0			0	0	0	0	0
Undervotes	56			22	32	2	0	0
Contest Totals	1,762			439	1,289	32	2	0

Justice, Supreme Court, Place 9

Vote For 1

	TOTAL	VOTE %		Election Day	Early Voting	Ballot By Mail	Provisional Ballots	Limited Ballots
REP Evan Young	955	56.01%	<div><div></div></div>	231	707	17	0	0
DEM Julia Maldonado	750	43.99%	<div><div></div></div>	185	549	14	2	0
Total Votes Cast	1,705	100.00%	<div><div></div></div>	416	1,256	31	2	0
Overvotes	0			0	0	0	0	0
Undervotes	57			23	33	1	0	0
Contest Totals	1,762			439	1,289	32	2	0

Judge, Court of Criminal Appeals, Place 5

Vote For 1

	TOTAL	VOTE %		Election Day	Early Voting	Ballot By Mail	Provisional Ballots	Limited Ballots
REP Scott Walker	959	56.51%	<div><div></div></div>	231	712	16	0	0
DEM Dana Huffman	738	43.49%	<div><div></div></div>	184	537	15	2	0
Total Votes Cast	1,697	100.00%	<div><div></div></div>	415	1,249	31	2	0
Overvotes	0			0	0	0	0	0
Undervotes	65			24	40	1	0	0
Contest Totals	1,762			439	1,289	32	2	0

PCT 244

Judge, Court of Criminal Appeals, Place 6

Vote For 1

	TOTAL	VOTE %		Election Day	Early Voting	Ballot By Mail	Provisional Ballots	Limited Ballots
REP Jesse F. McClure, III	962	56.86%	<div><div></div></div>	231	714	17	0	0
DEM Robert Johnson	730	43.14%	<div><div></div></div>	182	532	14	2	0
Total Votes Cast	1,692	100.00%	<div><div></div></div>	413	1,246	31	2	0
Overvotes	0			0	0	0	0	0
Undervotes	70			26	43	1	0	0
Contest Totals	1,762			439	1,289	32	2	0

Member, State Board of Education, District 12 CCD

Vote For 1

	TOTAL	VOTE %		Election Day	Early Voting	Ballot By Mail	Provisional Ballots	Limited Ballots
REP Pam Little	918	54.06%	<div><div></div></div>	221	681	16	0	0
DEM Alex Cornwallis	725	42.70%	<div><div></div></div>	182	527	14	2	0
LIB Christy Mowrey	54	3.18%	<div><div></div></div>	14	39	1	0	0
Write-In Totals	1	0.06%	<div><div></div></div>	0	1	0	0	0
Total Votes Cast	1,698	100.00%	<div><div></div></div>	417	1,248	31	2	0
Overvotes	0			0	0	0	0	0
Undervotes	64			22	41	1	0	0
Contest Totals	1,762			439	1,289	32	2	0

State Representative, District 61

Vote For 1

	TOTAL	VOTE %		Election Day	Early Voting	Ballot By Mail	Provisional Ballots	Limited Ballots
REP Frederick Frazier	953	56.06%	<div><div></div></div>	228	709	16	0	0
DEM Sheena King	747	43.94%	<div><div></div></div>	188	543	14	2	0
Total Votes Cast	1,700	100.00%	<div><div></div></div>	416	1,252	30	2	0
Overvotes	0			0	0	0	0	0
Undervotes	62			23	37	2	0	0
Contest Totals	1,762			439	1,289	32	2	0

Justice, 5th Court of Appeals District, Place 4

Vote For 1

	TOTAL	VOTE %		Election Day	Early Voting	Ballot By Mail	Provisional Ballots	Limited Ballots
REP Emily A. Miskel	961	57.17%	<div><div></div></div>	233	711	17	0	0
DEM Maricela Moore	720	42.83%	<div><div></div></div>	180	524	14	2	0
Total Votes Cast	1,681	100.00%	<div><div></div></div>	413	1,235	31	2	0
Overvotes	0			0	0	0	0	0
Undervotes	81			26	54	1	0	0
Contest Totals	1,762			439	1,289	32	2	0

PCT 244

Justice, 5th Court of Appeals District, Place 7

Vote For 1

	TOTAL	VOTE %		Election Day	Early Voting	Ballot By Mail	Provisional Ballots	Limited Ballots
REP Kristina Williams	952	56.46%	<div><div></div></div>	231	704	17	0	0
DEM Nancy Kennedy	734	43.54%	<div><div></div></div>	184	534	14	2	0
Total Votes Cast	1,686	100.00%	<div><div></div></div>	415	1,238	31	2	0
Overvotes	0			0	0	0	0	0
Undervotes	76			24	51	1	0	0
Contest Totals	1,762			439	1,289	32	2	0

County Judge CCD

Vote For 1

	TOTAL	VOTE %		Election Day	Early Voting	Ballot By Mail	Provisional Ballots	Limited Ballots
REP Chris Hill	969	57.03%	<div><div></div></div>	231	721	17	0	0
DEM Joshua Murray	730	42.97%	<div><div></div></div>	186	528	14	2	0
Total Votes Cast	1,699	100.00%	<div><div></div></div>	417	1,249	31	2	0
Overvotes	0			0	0	0	0	0
Undervotes	63			22	40	1	0	0
Contest Totals	1,762			439	1,289	32	2	0

District Clerk CCD

Vote For 1

	TOTAL	VOTE %		Election Day	Early Voting	Ballot By Mail	Provisional Ballots	Limited Ballots
REP Mike Gould	971	57.46%	<div><div></div></div>	232	722	17	0	0
DEM David Brignac	719	42.54%	<div><div></div></div>	179	524	14	2	0
Total Votes Cast	1,690	100.00%	<div><div></div></div>	411	1,246	31	2	0
Overvotes	0			0	0	0	0	0
Undervotes	72			28	43	1	0	0
Contest Totals	1,762			439	1,289	32	2	0

Justice of the Peace, Precinct 4

Vote For 1

	TOTAL	VOTE %		Election Day	Early Voting	Ballot By Mail	Provisional Ballots	Limited Ballots
REP Vincent Venegoni	959	56.91%	<div><div></div></div>	231	711	17	0	0
DEM Adam Kern	726	43.09%	<div><div></div></div>	181	529	14	2	0
Total Votes Cast	1,685	100.00%	<div><div></div></div>	412	1,240	31	2	0
Overvotes	0			0	0	0	0	0
Undervotes	77			27	49	1	0	0
Contest Totals	1,762			439	1,289	32	2	0

PCT 245

U. S. Representative, District 4

Vote For 1

	TOTAL	VOTE %		Election Day	Early Voting	Ballot By Mail	Provisional Ballots	Limited Ballots
REP Pat Fallon	592	52.53%	<div><div></div></div>	199	381	12	0	0
DEM Iro Omere	509	45.16%	<div><div></div></div>	178	321	9	1	0
LIB John Simmons	26	2.31%	<div><div></div></div>	7	19	0	0	0
Total Votes Cast	1,127	100.00%	<div><div></div></div>	384	721	21	1	0
Overvotes	0			0	0	0	0	0
Undervotes	24			9	15	0	0	0
Contest Totals	1,151			393	736	21	1	0

Governor

Vote For 1

	TOTAL	VOTE %		Election Day	Early Voting	Ballot By Mail	Provisional Ballots	Limited Ballots
REP Greg Abbott	581	50.65%	<div><div></div></div>	196	373	12	0	0
DEM Beto O'Rourke	549	47.86%	<div><div></div></div>	191	348	9	1	0
LIB Mark Tippetts	9	0.78%	<div><div></div></div>	4	5	0	0	0
GRN Delilah Barrios	4	0.35%	<div><div></div></div>	1	3	0	0	0
Write-In Totals	4	0.35%	<div><div></div></div>	1	3	0	0	0
Total Votes Cast	1,147	100.00%	<div><div></div></div>	393	732	21	1	0
Overvotes	0			0	0	0	0	0
Undervotes	4			0	4	0	0	0
Contest Totals	1,151			393	736	21	1	0

Lieutenant Governor

Vote For 1

	TOTAL	VOTE %		Election Day	Early Voting	Ballot By Mail	Provisional Ballots	Limited Ballots
REP Dan Patrick	568	50.04%	<div><div></div></div>	196	360	12	0	0
DEM Mike Collier	539	47.49%	<div><div></div></div>	177	352	9	1	0
LIB Shanna Steele	28	2.47%	<div><div></div></div>	11	17	0	0	0
Total Votes Cast	1,135	100.00%	<div><div></div></div>	384	729	21	1	0
Overvotes	0			0	0	0	0	0
Undervotes	16			9	7	0	0	0
Contest Totals	1,151			393	736	21	1	0

Attorney General

Vote For 1

	TOTAL	VOTE %		Election Day	Early Voting	Ballot By Mail	Provisional Ballots	Limited Ballots
REP Ken Paxton	557	49.07%	<div><div></div></div>	193	352	12	0	0
DEM Rochelle Mercedes Garza	540	47.58%	<div><div></div></div>	181	349	9	1	0
LIB Mark Ash	38	3.35%	<div><div></div></div>	10	28	0	0	0
Total Votes Cast	1,135	100.00%	<div><div></div></div>	384	729	21	1	0
Overvotes	0			0	0	0	0	0
Undervotes	16			9	7	0	0	0
Contest Totals	1,151			393	736	21	1	0

PCT 245

Comptroller of Public Accounts

Vote For 1

	TOTAL	VOTE %		Election Day	Early Voting	Ballot By Mail	Provisional Ballots	Limited Ballots
REP Glenn Hegar	610	54.37%	<div><div></div></div>	202	396	12	0	0
DEM Janet T. Dudding	492	43.85%	<div><div></div></div>	170	312	9	1	0
LIB V. Alonzo Echevarria-Garza	20	1.78%	<div><div></div></div>	7	13	0	0	0
Total Votes Cast	1,122	100.00%	<div><div></div></div>	379	721	21	1	0
Overvotes	0			0	0	0	0	0
Undervotes	29			14	15	0	0	0
Contest Totals	1,151			393	736	21	1	0

Commissioner of the General Land Office

Vote For 1

	TOTAL	VOTE %		Election Day	Early Voting	Ballot By Mail	Provisional Ballots	Limited Ballots
REP Dawn Buckingham	603	53.89%	<div><div></div></div>	202	389	12	0	0
DEM Jay Kleberg	507	45.31%	<div><div></div></div>	171	326	9	1	0
GRN Alfred Molison, Jr	9	0.80%	<div><div></div></div>	6	3	0	0	0
Write-In Totals	0	0.00%	<div><div></div></div>	0	0	0	0	0
Total Votes Cast	1,119	100.00%	<div><div></div></div>	379	718	21	1	0
Overvotes	0			0	0	0	0	0
Undervotes	32			14	18	0	0	0
Contest Totals	1,151			393	736	21	1	0

Commissioner of Agriculture

Vote For 1

	TOTAL	VOTE %		Election Day	Early Voting	Ballot By Mail	Provisional Ballots	Limited Ballots
REP Sid Miller	605	54.31%	<div><div></div></div>	200	393	12	0	0
DEM Susan Hays	509	45.69%	<div><div></div></div>	176	323	9	1	0
Total Votes Cast	1,114	100.00%	<div><div></div></div>	376	716	21	1	0
Overvotes	0			0	0	0	0	0
Undervotes	37			17	20	0	0	0
Contest Totals	1,151			393	736	21	1	0

Railroad Commissioner

Vote For 1

	TOTAL	VOTE %		Election Day	Early Voting	Ballot By Mail	Provisional Ballots	Limited Ballots
REP Wayne Christian	599	53.53%	<div><div></div></div>	202	385	12	0	0
DEM Luke Warford	486	43.43%	<div><div></div></div>	166	310	9	1	0
LIB Jaime Andres Diez	27	2.41%	<div><div></div></div>	11	16	0	0	0
GRN Hunter Wayne Crow	7	0.63%	<div><div></div></div>	1	6	0	0	0
Total Votes Cast	1,119	100.00%	<div><div></div></div>	380	717	21	1	0
Overvotes	0			0	0	0	0	0
Undervotes	32			13	19	0	0	0
Contest Totals	1,151			393	736	21	1	0

PCT 245

Justice, Supreme Court, Place 3

Vote For 1

	TOTAL	VOTE %		Election Day	Early Voting	Ballot By Mail	Provisional Ballots	Limited Ballots
REP Debra Lehrmann	591	52.82%	<div><div></div></div>	196	383	12	0	0
DEM Erin A. Nowell	506	45.22%	<div><div></div></div>	175	321	9	1	0
LIB Thomas Edward Oxford	22	1.97%	<div><div></div></div>	8	14	0	0	0
Total Votes Cast	1,119	100.00%	<div><div></div></div>	379	718	21	1	0
Overvotes	0			0	0	0	0	0
Undervotes	32			14	18	0	0	0
Contest Totals	1,151			393	736	21	1	0

Justice, Supreme Court, Place 5

Vote For 1

	TOTAL	VOTE %		Election Day	Early Voting	Ballot By Mail	Provisional Ballots	Limited Ballots
REP Rebeca Huddle	590	53.15%	<div><div></div></div>	196	382	12	0	0
DEM Amanda Reichel	520	46.85%	<div><div></div></div>	180	331	8	1	0
Total Votes Cast	1,110	100.00%	<div><div></div></div>	376	713	20	1	0
Overvotes	0			0	0	0	0	0
Undervotes	41			17	23	1	0	0
Contest Totals	1,151			393	736	21	1	0

Justice, Supreme Court, Place 9

Vote For 1

	TOTAL	VOTE %		Election Day	Early Voting	Ballot By Mail	Provisional Ballots	Limited Ballots
REP Evan Young	596	53.60%	<div><div></div></div>	200	384	12	0	0
DEM Julia Maldonado	516	46.40%	<div><div></div></div>	175	331	9	1	0
Total Votes Cast	1,112	100.00%	<div><div></div></div>	375	715	21	1	0
Overvotes	0			0	0	0	0	0
Undervotes	39			18	21	0	0	0
Contest Totals	1,151			393	736	21	1	0

Judge, Court of Criminal Appeals, Place 5

Vote For 1

	TOTAL	VOTE %		Election Day	Early Voting	Ballot By Mail	Provisional Ballots	Limited Ballots
REP Scott Walker	588	53.16%	<div><div></div></div>	199	377	12	0	0
DEM Dana Huffman	518	46.84%	<div><div></div></div>	175	333	9	1	0
Total Votes Cast	1,106	100.00%	<div><div></div></div>	374	710	21	1	0
Overvotes	0			0	0	0	0	0
Undervotes	45			19	26	0	0	0
Contest Totals	1,151			393	736	21	1	0

PCT 245

Judge, Court of Criminal Appeals, Place 6

Vote For 1

	TOTAL	VOTE %		Election Day	Early Voting	Ballot By Mail	Provisional Ballots	Limited Ballots
REP Jesse F. McClure, III	591	53.58%	<div><div></div></div>	201	378	12	0	0
DEM Robert Johnson	512	46.42%	<div><div></div></div>	173	329	9	1	0
Total Votes Cast	1,103	100.00%	<div><div></div></div>	374	707	21	1	0
Overvotes	0			0	0	0	0	0
Undervotes	48			19	29	0	0	0
Contest Totals	1,151			393	736	21	1	0

Member, State Board of Education, District 12 CCD

Vote For 1

	TOTAL	VOTE %		Election Day	Early Voting	Ballot By Mail	Provisional Ballots	Limited Ballots
REP Pam Little	588	52.78%	<div><div></div></div>	198	378	12	0	0
DEM Alex Cornwallis	495	44.43%	<div><div></div></div>	170	315	9	1	0
LIB Christy Mowrey	31	2.78%	<div><div></div></div>	12	19	0	0	0
Write-In Totals	0	0.00%	<div><div></div></div>	0	0	0	0	0
Total Votes Cast	1,114	100.00%	<div><div></div></div>	380	712	21	1	0
Overvotes	0			0	0	0	0	0
Undervotes	37			13	24	0	0	0
Contest Totals	1,151			393	736	21	1	0

State Representative, District 66

Vote For 1

	TOTAL	VOTE %		Election Day	Early Voting	Ballot By Mail	Provisional Ballots	Limited Ballots
REP Matt Shaheen	600	54.10%	<div><div></div></div>	201	387	12	0	0
DEM Jesse Ringness	509	45.90%	<div><div></div></div>	174	325	9	1	0
Total Votes Cast	1,109	100.00%	<div><div></div></div>	375	712	21	1	0
Overvotes	0			0	0	0	0	0
Undervotes	42			18	24	0	0	0
Contest Totals	1,151			393	736	21	1	0

Justice, 5th Court of Appeals District, Place 4

Vote For 1

	TOTAL	VOTE %		Election Day	Early Voting	Ballot By Mail	Provisional Ballots	Limited Ballots
REP Emily A. Miskel	590	53.54%	<div><div></div></div>	199	379	12	0	0
DEM Maricela Moore	512	46.46%	<div><div></div></div>	176	326	9	1	0
Total Votes Cast	1,102	100.00%	<div><div></div></div>	375	705	21	1	0
Overvotes	0			0	0	0	0	0
Undervotes	49			18	31	0	0	0
Contest Totals	1,151			393	736	21	1	0

PCT 245

Justice, 5th Court of Appeals District, Place 7

Vote For 1

	TOTAL	VOTE %		Election Day	Early Voting	Ballot By Mail	Provisional Ballots	Limited Ballots
REP Kristina Williams	589	53.40%	<div><div></div></div>	201	376	12	0	0
DEM Nancy Kennedy	514	46.60%	<div><div></div></div>	173	331	9	1	0
Total Votes Cast	1,103	100.00%	<div><div></div></div>	374	707	21	1	0
Overvotes	0			0	0	0	0	0
Undervotes	48			19	29	0	0	0
Contest Totals	1,151			393	736	21	1	0

County Judge CCD

Vote For 1

	TOTAL	VOTE %		Election Day	Early Voting	Ballot By Mail	Provisional Ballots	Limited Ballots
REP Chris Hill	590	53.11%	<div><div></div></div>	202	376	12	0	0
DEM Joshua Murray	521	46.89%	<div><div></div></div>	173	338	9	1	0
Total Votes Cast	1,111	100.00%	<div><div></div></div>	375	714	21	1	0
Overvotes	0			0	0	0	0	0
Undervotes	40			18	22	0	0	0
Contest Totals	1,151			393	736	21	1	0

District Clerk CCD

Vote For 1

	TOTAL	VOTE %		Election Day	Early Voting	Ballot By Mail	Provisional Ballots	Limited Ballots
REP Mike Gould	596	54.13%	<div><div></div></div>	199	385	12	0	0
DEM David Brignac	505	45.87%	<div><div></div></div>	171	324	9	1	0
Total Votes Cast	1,101	100.00%	<div><div></div></div>	370	709	21	1	0
Overvotes	0			0	0	0	0	0
Undervotes	50			23	27	0	0	0
Contest Totals	1,151			393	736	21	1	0

Justice of the Peace, Precinct 4

Vote For 1

	TOTAL	VOTE %		Election Day	Early Voting	Ballot By Mail	Provisional Ballots	Limited Ballots
REP Vincent Venegoni	585	53.13%	<div><div></div></div>	197	376	12	0	0
DEM Adam Kern	516	46.87%	<div><div></div></div>	176	330	9	1	0
Total Votes Cast	1,101	100.00%	<div><div></div></div>	373	706	21	1	0
Overvotes	0			0	0	0	0	0
Undervotes	50			20	30	0	0	0
Contest Totals	1,151			393	736	21	1	0

PCT 246

U. S. Representative District 3

Vote For 1

	TOTAL	VOTE %		Election Day	Early Voting	Ballot By Mail	Provisional Ballots	Limited Ballots
REP Keith Self	904	54.42%	<div><div></div></div>	158	727	19	0	0
DEM Sandeep Srivastava	728	43.83%	<div><div></div></div>	144	551	31	2	0
LIB Christopher Claytor	29	1.75%	<div><div></div></div>	11	18	0	0	0
Total Votes Cast	1,661	100.00%	<div><div></div></div>	313	1,296	50	2	0
Overvotes	0			0	0	0	0	0
Undervotes	30			7	21	2	0	0
Contest Totals	1,691			320	1,317	52	2	0

Governor

Vote For 1

	TOTAL	VOTE %		Election Day	Early Voting	Ballot By Mail	Provisional Ballots	Limited Ballots
REP Greg Abbott	869	51.57%	<div><div></div></div>	147	705	17	0	0
DEM Beto O'Rourke	796	47.24%	<div><div></div></div>	167	593	34	2	0
LIB Mark Tippetts	13	0.77%	<div><div></div></div>	2	10	1	0	0
GRN Delilah Barrios	5	0.30%	<div><div></div></div>	3	2	0	0	0
Write-In Totals	2	0.12%	<div><div></div></div>	0	2	0	0	0
Total Votes Cast	1,685	100.00%	<div><div></div></div>	319	1,312	52	2	0
Overvotes	0			0	0	0	0	0
Undervotes	6			1	5	0	0	0
Contest Totals	1,691			320	1,317	52	2	0

Lieutenant Governor

Vote For 1

	TOTAL	VOTE %		Election Day	Early Voting	Ballot By Mail	Provisional Ballots	Limited Ballots
REP Dan Patrick	820	48.93%	<div><div></div></div>	138	665	17	0	0
DEM Mike Collier	826	49.28%	<div><div></div></div>	165	625	34	2	0
LIB Shanna Steele	30	1.79%	<div><div></div></div>	11	18	1	0	0
Total Votes Cast	1,676	100.00%	<div><div></div></div>	314	1,308	52	2	0
Overvotes	0			0	0	0	0	0
Undervotes	15			6	9	0	0	0
Contest Totals	1,691			320	1,317	52	2	0

Attorney General

Vote For 1

	TOTAL	VOTE %		Election Day	Early Voting	Ballot By Mail	Provisional Ballots	Limited Ballots
REP Ken Paxton	805	48.29%	<div><div></div></div>	140	649	16	0	0
DEM Rochelle Mercedes Garza	794	47.63%	<div><div></div></div>	154	604	34	2	0
LIB Mark Ash	68	4.08%	<div><div></div></div>	17	50	1	0	0
Total Votes Cast	1,667	100.00%	<div><div></div></div>	311	1,303	51	2	0
Overvotes	0			0	0	0	0	0
Undervotes	24			9	14	1	0	0
Contest Totals	1,691			320	1,317	52	2	0

PCT 246

Comptroller of Public Accounts

Vote For 1

	TOTAL	VOTE %		Election Day	Early Voting	Ballot By Mail	Provisional Ballots	Limited Ballots
REP Glenn Hegar	929	55.93%	<div><div></div></div>	157	753	19	0	0
DEM Janet T. Dudding	702	42.26%	<div><div></div></div>	142	527	31	2	0
LIB V. Alonzo Echevarria-Garza	30	1.81%	<div><div></div></div>	8	21	1	0	0
Total Votes Cast	1,661	100.00%	<div><div></div></div>	307	1,301	51	2	0
Overvotes	0			0	0	0	0	0
Undervotes	30			13	16	1	0	0
Contest Totals	1,691			320	1,317	52	2	0

Commissioner of the General Land Office

Vote For 1

	TOTAL	VOTE %		Election Day	Early Voting	Ballot By Mail	Provisional Ballots	Limited Ballots
REP Dawn Buckingham	914	55.13%	<div><div></div></div>	156	739	19	0	0
DEM Jay Kleberg	724	43.67%	<div><div></div></div>	146	544	32	2	0
GRN Alfred Molison, Jr	18	1.09%	<div><div></div></div>	5	13	0	0	0
Write-In Totals	3	0.18%	<div><div></div></div>	2	1	0	0	0
Total Votes Cast	1,658	100.00%	<div><div></div></div>	308	1,297	51	2	0
Overvotes	0			0	0	0	0	0
Undervotes	33			12	20	1	0	0
Contest Totals	1,691			320	1,317	52	2	0

Commissioner of Agriculture

Vote For 1

	TOTAL	VOTE %		Election Day	Early Voting	Ballot By Mail	Provisional Ballots	Limited Ballots
REP Sid Miller	901	54.74%	<div><div></div></div>	154	729	18	0	0
DEM Susan Hays	745	45.26%	<div><div></div></div>	152	559	32	2	0
Total Votes Cast	1,646	100.00%	<div><div></div></div>	306	1,288	50	2	0
Overvotes	0			0	0	0	0	0
Undervotes	45			14	29	2	0	0
Contest Totals	1,691			320	1,317	52	2	0

Railroad Commissioner

Vote For 1

	TOTAL	VOTE %		Election Day	Early Voting	Ballot By Mail	Provisional Ballots	Limited Ballots
REP Wayne Christian	887	53.72%	<div><div></div></div>	150	720	17	0	0
DEM Luke Warford	723	43.79%	<div><div></div></div>	143	547	31	2	0
LIB Jaime Andres Diez	25	1.51%	<div><div></div></div>	8	16	1	0	0
GRN Hunter Wayne Crow	16	0.97%	<div><div></div></div>	5	10	1	0	0
Total Votes Cast	1,651	100.00%	<div><div></div></div>	306	1,293	50	2	0
Overvotes	0			0	0	0	0	0
Undervotes	40			14	24	2	0	0
Contest Totals	1,691			320	1,317	52	2	0

PCT 246

Justice, Supreme Court, Place 3

Vote For 1

	TOTAL	VOTE %		Election Day	Early Voting	Ballot By Mail	Provisional Ballots	Limited Ballots
REP Debra Lehrmann	903	54.46%	<div><div></div></div>	153	732	18	0	0
DEM Erin A. Nowell	730	44.03%	<div><div></div></div>	148	547	33	2	0
LIB Thomas Edward Oxford	25	1.51%	<div><div></div></div>	7	18	0	0	0
Total Votes Cast	1,658	100.00%	<div><div></div></div>	308	1,297	51	2	0
Overvotes	0			0	0	0	0	0
Undervotes	33			12	20	1	0	0
Contest Totals	1,691			320	1,317	52	2	0

Justice, Supreme Court, Place 5

Vote For 1

	TOTAL	VOTE %		Election Day	Early Voting	Ballot By Mail	Provisional Ballots	Limited Ballots
REP Rebeca Huddle	908	54.90%	<div><div></div></div>	151	740	17	0	0
DEM Amanda Reichel	746	45.10%	<div><div></div></div>	155	556	33	2	0
Total Votes Cast	1,654	100.00%	<div><div></div></div>	306	1,296	50	2	0
Overvotes	0			0	0	0	0	0
Undervotes	37			14	21	2	0	0
Contest Totals	1,691			320	1,317	52	2	0

Justice, Supreme Court, Place 9

Vote For 1

	TOTAL	VOTE %		Election Day	Early Voting	Ballot By Mail	Provisional Ballots	Limited Ballots
REP Evan Young	905	54.75%	<div><div></div></div>	152	735	18	0	0
DEM Julia Maldonado	748	45.25%	<div><div></div></div>	155	558	33	2	0
Total Votes Cast	1,653	100.00%	<div><div></div></div>	307	1,293	51	2	0
Overvotes	0			0	0	0	0	0
Undervotes	38			13	24	1	0	0
Contest Totals	1,691			320	1,317	52	2	0

Judge, Court of Criminal Appeals, Place 5

Vote For 1

	TOTAL	VOTE %		Election Day	Early Voting	Ballot By Mail	Provisional Ballots	Limited Ballots
REP Scott Walker	897	54.43%	<div><div></div></div>	147	732	18	0	0
DEM Dana Huffman	751	45.57%	<div><div></div></div>	159	557	33	2	0
Total Votes Cast	1,648	100.00%	<div><div></div></div>	306	1,289	51	2	0
Overvotes	0			0	0	0	0	0
Undervotes	43			14	28	1	0	0
Contest Totals	1,691			320	1,317	52	2	0

PCT 246

Judge, Court of Criminal Appeals, Place 6

Vote For 1

	TOTAL	VOTE %		Election Day	Early Voting	Ballot By Mail	Provisional Ballots	Limited Ballots
REP Jesse F. McClure, III	908	55.10%	<div><div></div></div>	153	737	18	0	0
DEM Robert Johnson	740	44.90%	<div><div></div></div>	153	552	33	2	0
Total Votes Cast	1,648	100.00%	<div><div></div></div>	306	1,289	51	2	0
Overvotes	0			0	0	0	0	0
Undervotes	43			14	28	1	0	0
Contest Totals	1,691			320	1,317	52	2	0

Member, State Board of Education, District 12 CCD

Vote For 1

	TOTAL	VOTE %		Election Day	Early Voting	Ballot By Mail	Provisional Ballots	Limited Ballots
REP Pam Little	892	53.93%	<div><div></div></div>	156	718	18	0	0
DEM Alex Cornwallis	720	43.53%	<div><div></div></div>	138	549	31	2	0
LIB Christy Mowrey	41	2.48%	<div><div></div></div>	13	26	2	0	0
Write-In Totals	2	0.12%	<div><div></div></div>	0	2	0	0	0
Total Votes Cast	1,654	100.00%	<div><div></div></div>	307	1,294	51	2	0
Overvotes	0			0	0	0	0	0
Undervotes	37			13	23	1	0	0
Contest Totals	1,691			320	1,317	52	2	0

State Senator, District 8

Vote For 1

	TOTAL	VOTE %		Election Day	Early Voting	Ballot By Mail	Provisional Ballots	Limited Ballots
REP Angela Paxton	822	50.00%	<div><div></div></div>	136	670	16	0	0
DEM Jonathan Cocks	778	47.32%	<div><div></div></div>	155	587	34	2	0
LIB Edward Kless	44	2.68%	<div><div></div></div>	12	31	1	0	0
Total Votes Cast	1,644	100.00%	<div><div></div></div>	303	1,288	51	2	0
Overvotes	0			0	0	0	0	0
Undervotes	47			17	29	1	0	0
Contest Totals	1,691			320	1,317	52	2	0

State Representative, District 66

Vote For 1

	TOTAL	VOTE %		Election Day	Early Voting	Ballot By Mail	Provisional Ballots	Limited Ballots
REP Matt Shaheen	916	55.55%	<div><div></div></div>	153	744	19	0	0
DEM Jesse Ringness	733	44.45%	<div><div></div></div>	152	547	32	2	0
Total Votes Cast	1,649	100.00%	<div><div></div></div>	305	1,291	51	2	0
Overvotes	0			0	0	0	0	0
Undervotes	42			15	26	1	0	0
Contest Totals	1,691			320	1,317	52	2	0

PCT 246

Justice, 5th Court of Appeals District, Place 4

Vote For 1

	TOTAL	VOTE %		Election Day	Early Voting	Ballot By Mail	Provisional Ballots	Limited Ballots
REP Emily A. Miskel	909	55.43%	<div><div></div><div></div></div>	156	735	18	0	0
DEM Maricela Moore	731	44.57%	<div><div></div><div></div></div>	149	548	32	2	0
Total Votes Cast	1,640	100.00%	<div><div></div><div></div></div>	305	1,283	50	2	0
Overvotes	0			0	0	0	0	0
Undervotes	51			15	34	2	0	0
Contest Totals	1,691			320	1,317	52	2	0

Justice, 5th Court of Appeals District, Place 7

Vote For 1

	TOTAL	VOTE %		Election Day	Early Voting	Ballot By Mail	Provisional Ballots	Limited Ballots
REP Kristina Williams	902	54.90%	<div><div></div><div></div></div>	151	733	18	0	0
DEM Nancy Kennedy	741	45.10%	<div><div></div><div></div></div>	151	556	32	2	0
Total Votes Cast	1,643	100.00%	<div><div></div><div></div></div>	302	1,289	50	2	0
Overvotes	0			0	0	0	0	0
Undervotes	48			18	28	2	0	0
Contest Totals	1,691			320	1,317	52	2	0

County Judge CCD

Vote For 1

	TOTAL	VOTE %		Election Day	Early Voting	Ballot By Mail	Provisional Ballots	Limited Ballots
REP Chris Hill	893	54.32%	<div><div></div><div></div></div>	151	724	18	0	0
DEM Joshua Murray	751	45.68%	<div><div></div><div></div></div>	154	562	33	2	0
Total Votes Cast	1,644	100.00%	<div><div></div><div></div></div>	305	1,286	51	2	0
Overvotes	0			0	0	0	0	0
Undervotes	47			15	31	1	0	0
Contest Totals	1,691			320	1,317	52	2	0

District Clerk CCD

Vote For 1

	TOTAL	VOTE %		Election Day	Early Voting	Ballot By Mail	Provisional Ballots	Limited Ballots
REP Mike Gould	921	56.30%	<div><div></div><div></div></div>	158	744	19	0	0
DEM David Brignac	715	43.70%	<div><div></div><div></div></div>	144	537	32	2	0
Total Votes Cast	1,636	100.00%	<div><div></div><div></div></div>	302	1,281	51	2	0
Overvotes	0			0	0	0	0	0
Undervotes	55			18	36	1	0	0
Contest Totals	1,691			320	1,317	52	2	0

PCT 246

County Commissioner, Precinct 4

Vote For 1

	TOTAL	VOTE %		Election Day	Early Voting	Ballot By Mail	Provision al Ballots	Limited Ballots
REP Duncan Webb	930	56.43%	<div><div></div></div>	153	759	18	0	0
DEM Jeffrey Williams	718	43.57%	<div><div></div></div>	153	530	33	2	0
Total Votes Cast	1,648	100.00%	<div><div></div></div>	306	1,289	51	2	0
Overvotes	0			0	0	0	0	0
Undervotes	43			14	28	1	0	0
Contest Totals	1,691			320	1,317	52	2	0

Justice of the Peace, Precinct 3

Vote For 1

	TOTAL	VOTE %		Election Day	Early Voting	Ballot By Mail	Provision al Ballots	Limited Ballots
REP Mike Missildine	915	55.69%	<div><div></div></div>	155	741	19	0	0
DEM Irvin Lynn Barrett	728	44.31%	<div><div></div></div>	150	544	32	2	0
Total Votes Cast	1,643	100.00%	<div><div></div></div>	305	1,285	51	2	0
Overvotes	0			0	0	0	0	0
Undervotes	48			15	32	1	0	0
Contest Totals	1,691			320	1,317	52	2	0

PCT 247

U. S. Representative District 3

Vote For 1

	TOTAL	VOTE %		Election Day	Early Voting	Ballot By Mail	Provisional Ballots	Limited Ballots
REP Keith Self	954	71.25%	<div><div></div></div>	253	681	17	3	0
DEM Sandeep Srivastava	348	25.99%	<div><div></div></div>	83	251	14	0	0
LIB Christopher Claytor	37	2.76%	<div><div></div></div>	15	22	0	0	0
Total Votes Cast	1,339	100.00%	<div><div></div></div>	351	954	31	3	0
Overvotes	0			0	0	0	0	0
Undervotes	25			9	15	1	0	0
Contest Totals	1,364			360	969	32	3	0

Governor

Vote For 1

	TOTAL	VOTE %		Election Day	Early Voting	Ballot By Mail	Provisional Ballots	Limited Ballots
REP Greg Abbott	960	70.64%	<div><div></div></div>	255	684	18	3	0
DEM Beto O'Rourke	379	27.89%	<div><div></div></div>	94	271	14	0	0
LIB Mark Tippetts	16	1.18%	<div><div></div></div>	6	10	0	0	0
GRN Delilah Barrios	2	0.15%	<div><div></div></div>	1	1	0	0	0
Write-In Totals	2	0.15%	<div><div></div></div>	0	2	0	0	0
Total Votes Cast	1,359	100.00%	<div><div></div></div>	356	968	32	3	0
Overvotes	0			0	0	0	0	0
Undervotes	5			4	1	0	0	0
Contest Totals	1,364			360	969	32	3	0

Lieutenant Governor

Vote For 1

	TOTAL	VOTE %		Election Day	Early Voting	Ballot By Mail	Provisional Ballots	Limited Ballots
REP Dan Patrick	917	68.08%	<div><div></div></div>	248	649	17	3	0
DEM Mike Collier	400	29.70%	<div><div></div></div>	95	291	14	0	0
LIB Shanna Steele	30	2.23%	<div><div></div></div>	11	19	0	0	0
Total Votes Cast	1,347	100.00%	<div><div></div></div>	354	959	31	3	0
Overvotes	0			0	0	0	0	0
Undervotes	17			6	10	1	0	0
Contest Totals	1,364			360	969	32	3	0

Attorney General

Vote For 1

	TOTAL	VOTE %		Election Day	Early Voting	Ballot By Mail	Provisional Ballots	Limited Ballots
REP Ken Paxton	913	68.24%	<div><div></div></div>	254	639	17	3	0
DEM Rochelle Mercedes Garza	374	27.95%	<div><div></div></div>	88	273	13	0	0
LIB Mark Ash	51	3.81%	<div><div></div></div>	12	39	0	0	0
Total Votes Cast	1,338	100.00%	<div><div></div></div>	354	951	30	3	0
Overvotes	0			0	0	0	0	0
Undervotes	26			6	18	2	0	0
Contest Totals	1,364			360	969	32	3	0

PCT 247

Comptroller of Public Accounts

Vote For 1

	TOTAL	VOTE %		Election Day	Early Voting	Ballot By Mail	Provisional Ballots	Limited Ballots
REP Glenn Hegar	987	73.55%	<div><div></div></div>	264	703	17	3	0
DEM Janet T. Dudding	338	25.19%	<div><div></div></div>	78	246	14	0	0
LIB V. Alonzo Echevarria-Garza	17	1.27%	<div><div></div></div>	8	9	0	0	0
Total Votes Cast	1,342	100.00%	<div><div></div></div>	350	958	31	3	0
Overvotes	0			0	0	0	0	0
Undervotes	22			10	11	1	0	0
Contest Totals	1,364			360	969	32	3	0

Commissioner of the General Land Office

Vote For 1

	TOTAL	VOTE %		Election Day	Early Voting	Ballot By Mail	Provisional Ballots	Limited Ballots
REP Dawn Buckingham	974	73.40%	<div><div></div></div>	267	687	17	3	0
DEM Jay Kleberg	343	25.85%	<div><div></div></div>	71	259	13	0	0
GRN Alfred Molison, Jr	9	0.68%	<div><div></div></div>	5	3	1	0	0
Write-In Totals	1	0.08%	<div><div></div></div>	1	0	0	0	0
Total Votes Cast	1,327	100.00%	<div><div></div></div>	344	949	31	3	0
Overvotes	0			0	0	0	0	0
Undervotes	37			16	20	1	0	0
Contest Totals	1,364			360	969	32	3	0

Commissioner of Agriculture

Vote For 1

	TOTAL	VOTE %		Election Day	Early Voting	Ballot By Mail	Provisional Ballots	Limited Ballots
REP Sid Miller	968	72.89%	<div><div></div></div>	257	691	17	3	0
DEM Susan Hays	360	27.11%	<div><div></div></div>	88	258	14	0	0
Total Votes Cast	1,328	100.00%	<div><div></div></div>	345	949	31	3	0
Overvotes	0			0	0	0	0	0
Undervotes	36			15	20	1	0	0
Contest Totals	1,364			360	969	32	3	0

Railroad Commissioner

Vote For 1

	TOTAL	VOTE %		Election Day	Early Voting	Ballot By Mail	Provisional Ballots	Limited Ballots
REP Wayne Christian	955	71.80%	<div><div></div></div>	256	679	17	3	0
DEM Luke Warford	340	25.56%	<div><div></div></div>	75	251	14	0	0
LIB Jaime Andres Diez	28	2.11%	<div><div></div></div>	12	16	0	0	0
GRN Hunter Wayne Crow	7	0.53%	<div><div></div></div>	4	3	0	0	0
Total Votes Cast	1,330	100.00%	<div><div></div></div>	347	949	31	3	0
Overvotes	0			0	0	0	0	0
Undervotes	34			13	20	1	0	0
Contest Totals	1,364			360	969	32	3	0

PCT 247

Justice, Supreme Court, Place 3

Vote For 1

	TOTAL	VOTE %		Election Day	Early Voting	Ballot By Mail	Provisional Ballots	Limited Ballots
REP Debra Lehrmann	969	72.86%	<div><div></div></div>	256	693	17	3	0
DEM Erin A. Nowell	337	25.34%	<div><div></div></div>	82	241	14	0	0
LIB Thomas Edward Oxford	24	1.80%	<div><div></div></div>	10	14	0	0	0
Total Votes Cast	1,330	100.00%	<div><div></div></div>	348	948	31	3	0
Overvotes	0			0	0	0	0	0
Undervotes	34			12	21	1	0	0
Contest Totals	1,364			360	969	32	3	0

Justice, Supreme Court, Place 5

Vote For 1

	TOTAL	VOTE %		Election Day	Early Voting	Ballot By Mail	Provisional Ballots	Limited Ballots
REP Rebeca Huddle	977	73.74%	<div><div></div></div>	260	697	17	3	0
DEM Amanda Reichel	348	26.26%	<div><div></div></div>	86	248	14	0	0
Total Votes Cast	1,325	100.00%	<div><div></div></div>	346	945	31	3	0
Overvotes	0			0	0	0	0	0
Undervotes	39			14	24	1	0	0
Contest Totals	1,364			360	969	32	3	0

Justice, Supreme Court, Place 9

Vote For 1

	TOTAL	VOTE %		Election Day	Early Voting	Ballot By Mail	Provisional Ballots	Limited Ballots
REP Evan Young	974	73.45%	<div><div></div></div>	260	694	17	3	0
DEM Julia Maldonado	352	26.55%	<div><div></div></div>	85	253	14	0	0
Total Votes Cast	1,326	100.00%	<div><div></div></div>	345	947	31	3	0
Overvotes	0			0	0	0	0	0
Undervotes	38			15	22	1	0	0
Contest Totals	1,364			360	969	32	3	0

Judge, Court of Criminal Appeals, Place 5

Vote For 1

	TOTAL	VOTE %		Election Day	Early Voting	Ballot By Mail	Provisional Ballots	Limited Ballots
REP Scott Walker	972	73.52%	<div><div></div></div>	260	692	17	3	0
DEM Dana Huffman	350	26.48%	<div><div></div></div>	86	250	14	0	0
Total Votes Cast	1,322	100.00%	<div><div></div></div>	346	942	31	3	0
Overvotes	0			0	0	0	0	0
Undervotes	42			14	27	1	0	0
Contest Totals	1,364			360	969	32	3	0

PCT 247

Judge, Court of Criminal Appeals, Place 6

Vote For 1

	TOTAL	VOTE %		Election Day	Early Voting	Ballot By Mail	Provisional Ballots	Limited Ballots
REP Jesse F. McClure, III	969	73.35%	<div><div></div></div>	258	691	17	3	0
DEM Robert Johnson	352	26.65%	<div><div></div></div>	89	249	14	0	0
Total Votes Cast	1,321	100.00%	<div><div></div></div>	347	940	31	3	0
Overvotes	0			0	0	0	0	0
Undervotes	43			13	29	1	0	0
Contest Totals	1,364			360	969	32	3	0

Member, State Board of Education, District 12 CCD

Vote For 1

	TOTAL	VOTE %		Election Day	Early Voting	Ballot By Mail	Provisional Ballots	Limited Ballots
REP Pam Little	952	71.58%	<div><div></div></div>	250	682	17	3	0
DEM Alex Cornwallis	342	25.71%	<div><div></div></div>	85	243	14	0	0
LIB Christy Mowrey	35	2.63%	<div><div></div></div>	13	22	0	0	0
Write-In Totals	1	0.08%	<div><div></div></div>	1	0	0	0	0
Total Votes Cast	1,330	100.00%	<div><div></div></div>	349	947	31	3	0
Overvotes	0			0	0	0	0	0
Undervotes	34			11	22	1	0	0
Contest Totals	1,364			360	969	32	3	0

State Senator, District 8

Vote For 1

	TOTAL	VOTE %		Election Day	Early Voting	Ballot By Mail	Provisional Ballots	Limited Ballots
REP Angela Paxton	918	68.87%	<div><div></div></div>	250	648	17	3	0
DEM Jonathan Cocks	376	28.21%	<div><div></div></div>	92	270	14	0	0
LIB Edward Kless	39	2.93%	<div><div></div></div>	9	30	0	0	0
Total Votes Cast	1,333	100.00%	<div><div></div></div>	351	948	31	3	0
Overvotes	0			0	0	0	0	0
Undervotes	31			9	21	1	0	0
Contest Totals	1,364			360	969	32	3	0

Justice, 5th Court of Appeals District, Place 4

Vote For 1

	TOTAL	VOTE %		Election Day	Early Voting	Ballot By Mail	Provisional Ballots	Limited Ballots
REP Emily A. Miskel	979	74.34%	<div><div></div></div>	265	694	17	3	0
DEM Maricela Moore	338	25.66%	<div><div></div></div>	80	244	14	0	0
Total Votes Cast	1,317	100.00%	<div><div></div></div>	345	938	31	3	0
Overvotes	0			0	0	0	0	0
Undervotes	47			15	31	1	0	0
Contest Totals	1,364			360	969	32	3	0

PCT 247

Justice, 5th Court of Appeals District, Place 7

Vote For 1

	TOTAL	VOTE %		Election Day	Early Voting	Ballot By Mail	Provisional Ballots	Limited Ballots
REP Kristina Williams	968	73.39%	<div><div></div></div>	259	689	17	3	0
DEM Nancy Kennedy	351	26.61%	<div><div></div></div>	85	252	14	0	0
Total Votes Cast	1,319	100.00%	<div><div></div></div>	344	941	31	3	0
Overvotes	0			0	0	0	0	0
Undervotes	45			16	28	1	0	0
Contest Totals	1,364			360	969	32	3	0

County Judge CCD

Vote For 1

	TOTAL	VOTE %		Election Day	Early Voting	Ballot By Mail	Provisional Ballots	Limited Ballots
REP Chris Hill	978	73.76%	<div><div></div></div>	265	693	17	3	0
DEM Joshua Murray	348	26.24%	<div><div></div></div>	81	254	13	0	0
Total Votes Cast	1,326	100.00%	<div><div></div></div>	346	947	30	3	0
Overvotes	0			0	0	0	0	0
Undervotes	38			14	22	2	0	0
Contest Totals	1,364			360	969	32	3	0

District Clerk CCD

Vote For 1

	TOTAL	VOTE %		Election Day	Early Voting	Ballot By Mail	Provisional Ballots	Limited Ballots
REP Mike Gould	977	74.24%	<div><div></div></div>	264	693	17	3	0
DEM David Brignac	339	25.76%	<div><div></div></div>	80	246	13	0	0
Total Votes Cast	1,316	100.00%	<div><div></div></div>	344	939	30	3	0
Overvotes	0			0	0	0	0	0
Undervotes	48			16	30	2	0	0
Contest Totals	1,364			360	969	32	3	0

Justice of the Peace, Precinct 3

Vote For 1

	TOTAL	VOTE %		Election Day	Early Voting	Ballot By Mail	Provisional Ballots	Limited Ballots
REP Mike Missildine	987	74.77%	<div><div></div></div>	267	700	17	3	0
DEM Irvin Lynn Barrett	333	25.23%	<div><div></div></div>	78	242	13	0	0
Total Votes Cast	1,320	100.00%	<div><div></div></div>	345	942	30	3	0
Overvotes	0			0	0	0	0	0
Undervotes	44			15	27	2	0	0
Contest Totals	1,364			360	969	32	3	0

PCT 248

U. S. Representative, District 4

Vote For 1

	TOTAL	VOTE %		Election Day	Early Voting	Ballot By Mail	Provisional Ballots	Limited Ballots
REP Pat Fallon	590	55.30%	<div><div></div></div>	199	369	21	1	0
DEM Iro Omere	450	42.17%	<div><div></div></div>	142	292	16	0	0
LIB John Simmons	27	2.53%	<div><div></div></div>	8	19	0	0	0
Total Votes Cast	1,067	100.00%	<div><div></div></div>	349	680	37	1	0
Overvotes	0			0	0	0	0	0
Undervotes	20			7	11	2	0	0
Contest Totals	1,087			356	691	39	1	0

Governor

Vote For 1

	TOTAL	VOTE %		Election Day	Early Voting	Ballot By Mail	Provisional Ballots	Limited Ballots
REP Greg Abbott	587	54.15%	<div><div></div></div>	199	367	20	1	0
DEM Beto O'Rourke	489	45.11%	<div><div></div></div>	151	319	19	0	0
LIB Mark Tippetts	5	0.46%	<div><div></div></div>	2	3	0	0	0
GRN Delilah Barrios	2	0.18%	<div><div></div></div>	1	1	0	0	0
Write-In Totals	1	0.09%	<div><div></div></div>	1	0	0	0	0
Total Votes Cast	1,084	100.00%	<div><div></div></div>	354	690	39	1	0
Overvotes	0			0	0	0	0	0
Undervotes	3			2	1	0	0	0
Contest Totals	1,087			356	691	39	1	0

Lieutenant Governor

Vote For 1

	TOTAL	VOTE %		Election Day	Early Voting	Ballot By Mail	Provisional Ballots	Limited Ballots
REP Dan Patrick	575	53.34%	<div><div></div></div>	196	360	18	1	0
DEM Mike Collier	485	44.99%	<div><div></div></div>	149	315	21	0	0
LIB Shanna Steele	18	1.67%	<div><div></div></div>	8	10	0	0	0
Total Votes Cast	1,078	100.00%	<div><div></div></div>	353	685	39	1	0
Overvotes	0			0	0	0	0	0
Undervotes	9			3	6	0	0	0
Contest Totals	1,087			356	691	39	1	0

Attorney General

Vote For 1

	TOTAL	VOTE %		Election Day	Early Voting	Ballot By Mail	Provisional Ballots	Limited Ballots
REP Ken Paxton	563	52.47%	<div><div></div></div>	197	348	17	1	0
DEM Rochelle Mercedes Garza	481	44.83%	<div><div></div></div>	140	320	21	0	0
LIB Mark Ash	29	2.70%	<div><div></div></div>	13	16	0	0	0
Total Votes Cast	1,073	100.00%	<div><div></div></div>	350	684	38	1	0
Overvotes	0			0	0	0	0	0
Undervotes	14			6	7	1	0	0
Contest Totals	1,087			356	691	39	1	0

PCT 248

Comptroller of Public Accounts

Vote For 1

	TOTAL	VOTE %		Election Day	Early Voting	Ballot By Mail	Provisional Ballots	Limited Ballots
REP Glenn Hegar	593	55.73%	<div><div></div></div>	204	370	18	1	0
DEM Janet T. Dudding	454	42.67%	<div><div></div></div>	138	299	17	0	0
LIB V. Alonzo Echevarria-Garza	17	1.60%	<div><div></div></div>	5	12	0	0	0
Total Votes Cast	1,064	100.00%	<div><div></div></div>	347	681	35	1	0
Overvotes	0			0	0	0	0	0
Undervotes	23			9	10	4	0	0
Contest Totals	1,087			356	691	39	1	0

Commissioner of the General Land Office

Vote For 1

	TOTAL	VOTE %		Election Day	Early Voting	Ballot By Mail	Provisional Ballots	Limited Ballots
REP Dawn Buckingham	587	55.53%	<div><div></div></div>	196	371	19	1	0
DEM Jay Kleberg	459	43.42%	<div><div></div></div>	144	297	18	0	0
GRN Alfred Molison, Jr	11	1.04%	<div><div></div></div>	3	8	0	0	0
Write-In Totals	0	0.00%	<div><div></div></div>	0	0	0	0	0
Total Votes Cast	1,057	100.00%	<div><div></div></div>	343	676	37	1	0
Overvotes	0			0	0	0	0	0
Undervotes	30			13	15	2	0	0
Contest Totals	1,087			356	691	39	1	0

Commissioner of Agriculture

Vote For 1

	TOTAL	VOTE %		Election Day	Early Voting	Ballot By Mail	Provisional Ballots	Limited Ballots
REP Sid Miller	592	56.17%	<div><div></div></div>	202	370	19	1	0
DEM Susan Hays	462	43.83%	<div><div></div></div>	140	304	18	0	0
Total Votes Cast	1,054	100.00%	<div><div></div></div>	342	674	37	1	0
Overvotes	0			0	0	0	0	0
Undervotes	33			14	17	2	0	0
Contest Totals	1,087			356	691	39	1	0

Railroad Commissioner

Vote For 1

	TOTAL	VOTE %		Election Day	Early Voting	Ballot By Mail	Provisional Ballots	Limited Ballots
REP Wayne Christian	576	54.60%	<div><div></div></div>	195	362	18	1	0
DEM Luke Warford	446	42.27%	<div><div></div></div>	139	288	19	0	0
LIB Jaime Andres Diez	25	2.37%	<div><div></div></div>	6	19	0	0	0
GRN Hunter Wayne Crow	8	0.76%	<div><div></div></div>	2	6	0	0	0
Total Votes Cast	1,055	100.00%	<div><div></div></div>	342	675	37	1	0
Overvotes	0			0	0	0	0	0
Undervotes	32			14	16	2	0	0
Contest Totals	1,087			356	691	39	1	0

PCT 248

Justice, Supreme Court, Place 3

Vote For 1

	TOTAL	VOTE %		Election Day	Early Voting	Ballot By Mail	Provisional Ballots	Limited Ballots
REP Debra Lehrmann	584	54.94%	<div><div></div></div>	197	367	19	1	0
DEM Erin A. Nowell	455	42.80%	<div><div></div></div>	143	294	18	0	0
LIB Thomas Edward Oxford	24	2.26%	<div><div></div></div>	8	16	0	0	0
Total Votes Cast	1,063	100.00%	<div><div></div></div>	348	677	37	1	0
Overvotes	0			0	0	0	0	0
Undervotes	24			8	14	2	0	0
Contest Totals	1,087			356	691	39	1	0

Justice, Supreme Court, Place 5

Vote For 1

	TOTAL	VOTE %		Election Day	Early Voting	Ballot By Mail	Provisional Ballots	Limited Ballots
REP Rebeca Huddle	593	56.05%	<div><div></div></div>	201	371	20	1	0
DEM Amanda Reichel	465	43.95%	<div><div></div></div>	146	303	16	0	0
Total Votes Cast	1,058	100.00%	<div><div></div></div>	347	674	36	1	0
Overvotes	0			0	0	0	0	0
Undervotes	29			9	17	3	0	0
Contest Totals	1,087			356	691	39	1	0

Justice, Supreme Court, Place 9

Vote For 1

	TOTAL	VOTE %		Election Day	Early Voting	Ballot By Mail	Provisional Ballots	Limited Ballots
REP Evan Young	587	55.64%	<div><div></div></div>	199	367	20	1	0
DEM Julia Maldonado	468	44.36%	<div><div></div></div>	147	305	16	0	0
Total Votes Cast	1,055	100.00%	<div><div></div></div>	346	672	36	1	0
Overvotes	0			0	0	0	0	0
Undervotes	32			10	19	3	0	0
Contest Totals	1,087			356	691	39	1	0

Judge, Court of Criminal Appeals, Place 5

Vote For 1

	TOTAL	VOTE %		Election Day	Early Voting	Ballot By Mail	Provisional Ballots	Limited Ballots
REP Scott Walker	592	56.38%	<div><div></div></div>	196	374	21	1	0
DEM Dana Huffman	458	43.62%	<div><div></div></div>	147	296	15	0	0
Total Votes Cast	1,050	100.00%	<div><div></div></div>	343	670	36	1	0
Overvotes	0			0	0	0	0	0
Undervotes	37			13	21	3	0	0
Contest Totals	1,087			356	691	39	1	0

PCT 248

Judge, Court of Criminal Appeals, Place 6

Vote For 1

	TOTAL	VOTE %		Election Day	Early Voting	Ballot By Mail	Provisional Ballots	Limited Ballots
REP Jesse F. McClure, III	588	56.05%	<div><div></div></div>	199	370	18	1	0
DEM Robert Johnson	461	43.95%	<div><div></div></div>	144	300	17	0	0
Total Votes Cast	1,049	100.00%	<div><div></div></div>	343	670	35	1	0
Overvotes	0			0	0	0	0	0
Undervotes	38			13	21	4	0	0
Contest Totals	1,087			356	691	39	1	0

Member, State Board of Education, District 12 CCD

Vote For 1

	TOTAL	VOTE %		Election Day	Early Voting	Ballot By Mail	Provisional Ballots	Limited Ballots
REP Pam Little	572	54.22%	<div><div></div></div>	194	358	19	1	0
DEM Alex Cornwallis	449	42.56%	<div><div></div></div>	137	294	18	0	0
LIB Christy Mowrey	34	3.22%	<div><div></div></div>	12	22	0	0	0
Write-In Totals	0	0.00%	<div><div></div></div>	0	0	0	0	0
Total Votes Cast	1,055	100.00%	<div><div></div></div>	343	674	37	1	0
Overvotes	0			0	0	0	0	0
Undervotes	32			13	17	2	0	0
Contest Totals	1,087			356	691	39	1	0

State Representative, District 61

Vote For 1

	TOTAL	VOTE %		Election Day	Early Voting	Ballot By Mail	Provisional Ballots	Limited Ballots
REP Frederick Frazier	584	55.30%	<div><div></div></div>	199	363	21	1	0
DEM Sheena King	472	44.70%	<div><div></div></div>	148	308	16	0	0
Total Votes Cast	1,056	100.00%	<div><div></div></div>	347	671	37	1	0
Overvotes	0			0	0	0	0	0
Undervotes	31			9	20	2	0	0
Contest Totals	1,087			356	691	39	1	0

Justice, 5th Court of Appeals District, Place 4

Vote For 1

	TOTAL	VOTE %		Election Day	Early Voting	Ballot By Mail	Provisional Ballots	Limited Ballots
REP Emily A. Miskel	593	56.64%	<div><div></div></div>	199	374	19	1	0
DEM Maricela Moore	454	43.36%	<div><div></div></div>	144	293	17	0	0
Total Votes Cast	1,047	100.00%	<div><div></div></div>	343	667	36	1	0
Overvotes	0			0	0	0	0	0
Undervotes	40			13	24	3	0	0
Contest Totals	1,087			356	691	39	1	0

PCT 248

Justice, 5th Court of Appeals District, Place 7

Vote For 1

	TOTAL	VOTE %		Election Day	Early Voting	Ballot By Mail	Provisional Ballots	Limited Ballots
REP Kristina Williams	582	55.43%	<div><div></div></div>	192	369	20	1	0
DEM Nancy Kennedy	468	44.57%	<div><div></div></div>	145	306	17	0	0
Total Votes Cast	1,050	100.00%	<div><div></div></div>	337	675	37	1	0
Overvotes	0			0	0	0	0	0
Undervotes	37			19	16	2	0	0
Contest Totals	1,087			356	691	39	1	0

County Judge CCD

Vote For 1

	TOTAL	VOTE %		Election Day	Early Voting	Ballot By Mail	Provisional Ballots	Limited Ballots
REP Chris Hill	594	56.09%	<div><div></div></div>	199	374	20	1	0
DEM Joshua Murray	465	43.91%	<div><div></div></div>	144	304	17	0	0
Total Votes Cast	1,059	100.00%	<div><div></div></div>	343	678	37	1	0
Overvotes	0			0	0	0	0	0
Undervotes	28			13	13	2	0	0
Contest Totals	1,087			356	691	39	1	0

District Clerk CCD

Vote For 1

	TOTAL	VOTE %		Election Day	Early Voting	Ballot By Mail	Provisional Ballots	Limited Ballots
REP Mike Gould	593	56.42%	<div><div></div></div>	195	378	19	1	0
DEM David Brignac	458	43.58%	<div><div></div></div>	145	296	17	0	0
Total Votes Cast	1,051	100.00%	<div><div></div></div>	340	674	36	1	0
Overvotes	0			0	0	0	0	0
Undervotes	36			16	17	3	0	0
Contest Totals	1,087			356	691	39	1	0

Justice of the Peace, Precinct 4

Vote For 1

	TOTAL	VOTE %		Election Day	Early Voting	Ballot By Mail	Provisional Ballots	Limited Ballots
REP Vincent Venegoni	586	56.02%	<div><div></div></div>	198	369	18	1	0
DEM Adam Kern	460	43.98%	<div><div></div></div>	139	302	19	0	0
Total Votes Cast	1,046	100.00%	<div><div></div></div>	337	671	37	1	0
Overvotes	0			0	0	0	0	0
Undervotes	41			19	20	2	0	0
Contest Totals	1,087			356	691	39	1	0

PCT LB 96

Governor

Vote For 1

	TOTAL	VOTE %		Election Day	Early Voting	Ballot By Mail	Provision al Ballots	Limited Ballots
REP Greg Abbott	150	39.47%	<div><div></div></div>	0	0	0	0	150
DEM Beto O'Rourke	224	58.95%	<div><div></div></div>	0	0	0	0	224
LIB Mark Tippetts	6	1.58%	<div><div></div></div>	0	0	0	0	6
GRN Delilah Barrios	0	0.00%	<div><div></div></div>	0	0	0	0	0
Write-In Totals	0	0.00%	<div><div></div></div>	0	0	0	0	0
Total Votes Cast	380	100.00%	<div><div></div></div>	0	0	0	0	380
Overvotes	0			0	0	0	0	0
Undervotes	0			0	0	0	0	0
Contest Totals	380			0	0	0	0	380

Lieutenant Governor

Vote For 1

	TOTAL	VOTE %		Election Day	Early Voting	Ballot By Mail	Provision al Ballots	Limited Ballots
REP Dan Patrick	144	38.50%	<div><div></div></div>	0	0	0	0	144
DEM Mike Collier	212	56.68%	<div><div></div></div>	0	0	0	0	212
LIB Shanna Steele	18	4.81%	<div><div></div></div>	0	0	0	0	18
Total Votes Cast	374	100.00%	<div><div></div></div>	0	0	0	0	374
Overvotes	0			0	0	0	0	0
Undervotes	6			0	0	0	0	6
Contest Totals	380			0	0	0	0	380

Attorney General

Vote For 1

	TOTAL	VOTE %		Election Day	Early Voting	Ballot By Mail	Provision al Ballots	Limited Ballots
REP Ken Paxton	143	38.13%	<div><div></div></div>	0	0	0	0	143
DEM Rochelle Mercedes Garza	218	58.13%	<div><div></div></div>	0	0	0	0	218
LIB Mark Ash	14	3.73%	<div><div></div></div>	0	0	0	0	14
Total Votes Cast	375	100.00%	<div><div></div></div>	0	0	0	0	375
Overvotes	0			0	0	0	0	0
Undervotes	5			0	0	0	0	5
Contest Totals	380			0	0	0	0	380

Comptroller of Public Accounts

Vote For 1

	TOTAL	VOTE %		Election Day	Early Voting	Ballot By Mail	Provision al Ballots	Limited Ballots
REP Glenn Hegar	155	41.89%	<div><div></div></div>	0	0	0	0	155
DEM Janet T. Dudding	205	55.41%	<div><div></div></div>	0	0	0	0	205
LIB V. Alonzo Echevarria-Garza	10	2.70%	<div><div></div></div>	0	0	0	0	10
Total Votes Cast	370	100.00%	<div><div></div></div>	0	0	0	0	370
Overvotes	0			0	0	0	0	0
Undervotes	10			0	0	0	0	10
Contest Totals	380			0	0	0	0	380

PCT LB 96

Commissioner of the General Land Office

Vote For 1

	TOTAL	VOTE %		Election Day	Early Voting	Ballot By Mail	Provisional Ballots	Limited Ballots
REP Dawn Buckingham	158	42.82%	<div><div></div></div>	0	0	0	0	158
DEM Jay Kleberg	199	53.93%	<div><div></div></div>	0	0	0	0	199
GRN Alfred Molison, Jr	11	2.98%	<div><div></div></div>	0	0	0	0	11
Write-In Totals	1	0.27%	<div><div></div></div>	0	0	0	0	1
Total Votes Cast	369	100.00%	<div><div></div></div>	0	0	0	0	369
Overvotes	0			0	0	0	0	0
Undervotes	11			0	0	0	0	11
Contest Totals	380			0	0	0	0	380

Commissioner of Agriculture

Vote For 1

	TOTAL	VOTE %		Election Day	Early Voting	Ballot By Mail	Provisional Ballots	Limited Ballots
REP Sid Miller	155	41.89%	<div><div></div></div>	0	0	0	0	155
DEM Susan Hays	215	58.11%	<div><div></div></div>	0	0	0	0	215
Total Votes Cast	370	100.00%	<div><div></div></div>	0	0	0	0	370
Overvotes	0			0	0	0	0	0
Undervotes	10			0	0	0	0	10
Contest Totals	380			0	0	0	0	380

Railroad Commissioner

Vote For 1

	TOTAL	VOTE %		Election Day	Early Voting	Ballot By Mail	Provisional Ballots	Limited Ballots
REP Wayne Christian	150	40.65%	<div><div></div></div>	0	0	0	0	150
DEM Luke Warford	202	54.74%	<div><div></div></div>	0	0	0	0	202
LIB Jaime Andres Diez	11	2.98%	<div><div></div></div>	0	0	0	0	11
GRN Hunter Wayne Crow	6	1.63%	<div><div></div></div>	0	0	0	0	6
Total Votes Cast	369	100.00%	<div><div></div></div>	0	0	0	0	369
Overvotes	0			0	0	0	0	0
Undervotes	11			0	0	0	0	11
Contest Totals	380			0	0	0	0	380

Justice, Supreme Court, Place 3

Vote For 1

	TOTAL	VOTE %		Election Day	Early Voting	Ballot By Mail	Provisional Ballots	Limited Ballots
REP Debra Lehrmann	152	41.08%	<div><div></div></div>	0	0	0	0	152
DEM Erin A. Nowell	212	57.30%	<div><div></div></div>	0	0	0	0	212
LIB Thomas Edward Oxford	6	1.62%	<div><div></div></div>	0	0	0	0	6
Total Votes Cast	370	100.00%	<div><div></div></div>	0	0	0	0	370
Overvotes	0			0	0	0	0	0
Undervotes	10			0	0	0	0	10
Contest Totals	380			0	0	0	0	380

PCT LB 96

Justice, Supreme Court, Place 5

Vote For 1

	TOTAL	VOTE %		Election Day	Early Voting	Ballot By Mail	Provisional Ballots	Limited Ballots
REP Rebeca Huddle	151	40.81%	<div><div></div></div>	0	0	0	0	151
DEM Amanda Reichel	219	59.19%	<div><div></div></div>	0	0	0	0	219
Total Votes Cast	370	100.00%	<div><div></div></div>	0	0	0	0	370
Overvotes	0			0	0	0	0	0
Undervotes	10			0	0	0	0	10
Contest Totals	380			0	0	0	0	380

Justice, Supreme Court, Place 9

Vote For 1

	TOTAL	VOTE %		Election Day	Early Voting	Ballot By Mail	Provisional Ballots	Limited Ballots
REP Evan Young	151	40.81%	<div><div></div></div>	0	0	0	0	151
DEM Julia Maldonado	219	59.19%	<div><div></div></div>	0	0	0	0	219
Total Votes Cast	370	100.00%	<div><div></div></div>	0	0	0	0	370
Overvotes	0			0	0	0	0	0
Undervotes	10			0	0	0	0	10
Contest Totals	380			0	0	0	0	380

Judge, Court of Criminal Appeals, Place 5

Vote For 1

	TOTAL	VOTE %		Election Day	Early Voting	Ballot By Mail	Provisional Ballots	Limited Ballots
REP Scott Walker	151	40.81%	<div><div></div></div>	0	0	0	0	151
DEM Dana Huffman	219	59.19%	<div><div></div></div>	0	0	0	0	219
Total Votes Cast	370	100.00%	<div><div></div></div>	0	0	0	0	370
Overvotes	0			0	0	0	0	0
Undervotes	10			0	0	0	0	10
Contest Totals	380			0	0	0	0	380

Judge, Court of Criminal Appeals, Place 6

Vote For 1

	TOTAL	VOTE %		Election Day	Early Voting	Ballot By Mail	Provisional Ballots	Limited Ballots
REP Jesse F. McClure, III	155	41.78%	<div><div></div></div>	0	0	0	0	155
DEM Robert Johnson	216	58.22%	<div><div></div></div>	0	0	0	0	216
Total Votes Cast	371	100.00%	<div><div></div></div>	0	0	0	0	371
Overvotes	0			0	0	0	0	0
Undervotes	9			0	0	0	0	9
Contest Totals	380			0	0	0	0	380

PCT LB 97

Governor

Vote For 1

	TOTAL	VOTE %		Election Day	Early Voting	Ballot By Mail	Provisional Ballots	Limited Ballots
REP Greg Abbott	73	38.83%	<div><div></div></div>	0	0	0	0	73
DEM Beto O'Rourke	114	60.64%	<div><div></div></div>	0	0	0	0	114
LIB Mark Tippetts	0	0.00%	<div><div></div></div>	0	0	0	0	0
GRN Delilah Barrios	1	0.53%	<div><div></div></div>	0	0	0	0	1
Write-In Totals	0	0.00%	<div><div></div></div>	0	0	0	0	0
Total Votes Cast	188	100.00%	<div><div></div></div>	0	0	0	0	188
Overvotes	0			0	0	0	0	0
Undervotes	0			0	0	0	0	0
Contest Totals	188			0	0	0	0	188

Lieutenant Governor

Vote For 1

	TOTAL	VOTE %		Election Day	Early Voting	Ballot By Mail	Provisional Ballots	Limited Ballots
REP Dan Patrick	72	38.92%	<div><div></div></div>	0	0	0	0	72
DEM Mike Collier	108	58.38%	<div><div></div></div>	0	0	0	0	108
LIB Shanna Steele	5	2.70%	<div><div></div></div>	0	0	0	0	5
Total Votes Cast	185	100.00%	<div><div></div></div>	0	0	0	0	185
Overvotes	0			0	0	0	0	0
Undervotes	3			0	0	0	0	3
Contest Totals	188			0	0	0	0	188

Attorney General

Vote For 1

	TOTAL	VOTE %		Election Day	Early Voting	Ballot By Mail	Provisional Ballots	Limited Ballots
REP Ken Paxton	73	39.67%	<div><div></div></div>	0	0	0	0	73
DEM Rochelle Mercedes Garza	110	59.78%	<div><div></div></div>	0	0	0	0	110
LIB Mark Ash	1	0.54%	<div><div></div></div>	0	0	0	0	1
Total Votes Cast	184	100.00%	<div><div></div></div>	0	0	0	0	184
Overvotes	0			0	0	0	0	0
Undervotes	4			0	0	0	0	4
Contest Totals	188			0	0	0	0	188

Comptroller of Public Accounts

Vote For 1

	TOTAL	VOTE %		Election Day	Early Voting	Ballot By Mail	Provisional Ballots	Limited Ballots
REP Glenn Hegar	72	38.92%	<div><div></div></div>	0	0	0	0	72
DEM Janet T. Dudding	111	60.00%	<div><div></div></div>	0	0	0	0	111
LIB V. Alonzo Echevarria-Garza	2	1.08%	<div><div></div></div>	0	0	0	0	2
Total Votes Cast	185	100.00%	<div><div></div></div>	0	0	0	0	185
Overvotes	0			0	0	0	0	0
Undervotes	3			0	0	0	0	3
Contest Totals	188			0	0	0	0	188

PCT LB 97

Commissioner of the General Land Office

Vote For 1

	TOTAL	VOTE %		Election Day	Early Voting	Ballot By Mail	Provisional Ballots	Limited Ballots
REP Dawn Buckingham	74	40.00%	<div><div></div></div>	0	0	0	0	74
DEM Jay Kleberg	109	58.92%	<div><div></div></div>	0	0	0	0	109
GRN Alfred Molison, Jr	2	1.08%	<div><div></div></div>	0	0	0	0	2
Write-In Totals	0	0.00%	<div><div></div></div>	0	0	0	0	0
Total Votes Cast	185	100.00%	<div><div></div></div>	0	0	0	0	185
Overvotes	0			0	0	0	0	0
Undervotes	3			0	0	0	0	3
Contest Totals	188			0	0	0	0	188

Commissioner of Agriculture

Vote For 1

	TOTAL	VOTE %		Election Day	Early Voting	Ballot By Mail	Provisional Ballots	Limited Ballots
REP Sid Miller	76	41.08%	<div><div></div></div>	0	0	0	0	76
DEM Susan Hays	109	58.92%	<div><div></div></div>	0	0	0	0	109
Total Votes Cast	185	100.00%	<div><div></div></div>	0	0	0	0	185
Overvotes	0			0	0	0	0	0
Undervotes	3			0	0	0	0	3
Contest Totals	188			0	0	0	0	188

Railroad Commissioner

Vote For 1

	TOTAL	VOTE %		Election Day	Early Voting	Ballot By Mail	Provisional Ballots	Limited Ballots
REP Wayne Christian	73	39.67%	<div><div></div></div>	0	0	0	0	73
DEM Luke Warford	101	54.89%	<div><div></div></div>	0	0	0	0	101
LIB Jaime Andres Diez	8	4.35%	<div><div></div></div>	0	0	0	0	8
GRN Hunter Wayne Crow	2	1.09%	<div><div></div></div>	0	0	0	0	2
Total Votes Cast	184	100.00%	<div><div></div></div>	0	0	0	0	184
Overvotes	0			0	0	0	0	0
Undervotes	4			0	0	0	0	4
Contest Totals	188			0	0	0	0	188

Justice, Supreme Court, Place 3

Vote For 1

	TOTAL	VOTE %		Election Day	Early Voting	Ballot By Mail	Provisional Ballots	Limited Ballots
REP Debra Lehrmann	73	39.46%	<div><div></div></div>	0	0	0	0	73
DEM Erin A. Nowell	110	59.46%	<div><div></div></div>	0	0	0	0	110
LIB Thomas Edward Oxford	2	1.08%	<div><div></div></div>	0	0	0	0	2
Total Votes Cast	185	100.00%	<div><div></div></div>	0	0	0	0	185
Overvotes	0			0	0	0	0	0
Undervotes	3			0	0	0	0	3
Contest Totals	188			0	0	0	0	188

PCT LB 97

Justice, Supreme Court, Place 5

Vote For 1

	TOTAL	VOTE %		Election Day	Early Voting	Ballot By Mail	Provisional Ballots	Limited Ballots
REP Rebeca Huddle	74	40.00%	<div><div></div></div>	0	0	0	0	74
DEM Amanda Reichel	111	60.00%	<div><div></div></div>	0	0	0	0	111
Total Votes Cast	185	100.00%	<div><div></div></div>	0	0	0	0	185
Overvotes	0			0	0	0	0	0
Undervotes	3			0	0	0	0	3
Contest Totals	188			0	0	0	0	188

Justice, Supreme Court, Place 9

Vote For 1

	TOTAL	VOTE %		Election Day	Early Voting	Ballot By Mail	Provisional Ballots	Limited Ballots
REP Evan Young	73	39.46%	<div><div></div></div>	0	0	0	0	73
DEM Julia Maldonado	112	60.54%	<div><div></div></div>	0	0	0	0	112
Total Votes Cast	185	100.00%	<div><div></div></div>	0	0	0	0	185
Overvotes	0			0	0	0	0	0
Undervotes	3			0	0	0	0	3
Contest Totals	188			0	0	0	0	188

Judge, Court of Criminal Appeals, Place 5

Vote For 1

	TOTAL	VOTE %		Election Day	Early Voting	Ballot By Mail	Provisional Ballots	Limited Ballots
REP Scott Walker	73	39.89%	<div><div></div></div>	0	0	0	0	73
DEM Dana Huffman	110	60.11%	<div><div></div></div>	0	0	0	0	110
Total Votes Cast	183	100.00%	<div><div></div></div>	0	0	0	0	183
Overvotes	0			0	0	0	0	0
Undervotes	5			0	0	0	0	5
Contest Totals	188			0	0	0	0	188

Judge, Court of Criminal Appeals, Place 6

Vote For 1

	TOTAL	VOTE %		Election Day	Early Voting	Ballot By Mail	Provisional Ballots	Limited Ballots
REP Jesse F. McClure, III	74	40.44%	<div><div></div></div>	0	0	0	0	74
DEM Robert Johnson	109	59.56%	<div><div></div></div>	0	0	0	0	109
Total Votes Cast	183	100.00%	<div><div></div></div>	0	0	0	0	183
Overvotes	0			0	0	0	0	0
Undervotes	5			0	0	0	0	5
Contest Totals	188			0	0	0	0	188

PCT LB 97

Justice, 5th Court of Appeals District, Place 4

Vote For 1

	TOTAL	VOTE %		Election Day	Early Voting	Ballot By Mail	Provision al Ballots	Limited Ballots
REP Emily A. Miskel	73	39.89%	<div><div></div></div>	0	0	0	0	73
DEM Maricela Moore	110	60.11%	<div><div></div></div>	0	0	0	0	110
Total Votes Cast	183	100.00%	<div><div></div></div>	0	0	0	0	183
Overvotes	0			0	0	0	0	0
Undervotes	5			0	0	0	0	5
Contest Totals	188			0	0	0	0	188

Justice, 5th Court of Appeals District, Place 7

Vote For 1

	TOTAL	VOTE %		Election Day	Early Voting	Ballot By Mail	Provision al Ballots	Limited Ballots
REP Kristina Williams	72	39.13%	<div><div></div></div>	0	0	0	0	72
DEM Nancy Kennedy	112	60.87%	<div><div></div></div>	0	0	0	0	112
Total Votes Cast	184	100.00%	<div><div></div></div>	0	0	0	0	184
Overvotes	0			0	0	0	0	0
Undervotes	4			0	0	0	0	4
Contest Totals	188			0	0	0	0	188

PCT LB 98

U. S. Representative District 3

Vote For 1

	TOTAL	VOTE %		Election Day	Early Voting	Ballot By Mail	Provisional Ballots	Limited Ballots
REP Keith Self	6	75.00%	<div><div></div></div>	0	0	2	0	4
DEM Sandeep Srivastava	1	12.50%	<div><div></div></div>	0	0	1	0	0
LIB Christopher Claytor	1	12.50%	<div><div></div></div>	0	0	0	0	1
Total Votes Cast	8	100.00%	<div><div></div></div>	0	0	3	0	5
Overvotes	0			0	0	0	0	0
Undervotes	1			0	0	0	0	1
Contest Totals	9			0	0	3	0	6

Governor

Vote For 1

	TOTAL	VOTE %		Election Day	Early Voting	Ballot By Mail	Provisional Ballots	Limited Ballots
REP Greg Abbott	5	55.56%	<div><div></div></div>	0	0	2	0	3
DEM Beto O'Rourke	4	44.44%	<div><div></div></div>	0	0	1	0	3
LIB Mark Tippetts	0	0.00%	<div><div></div></div>	0	0	0	0	0
GRN Delilah Barrios	0	0.00%	<div><div></div></div>	0	0	0	0	0
Write-In Totals	0	0.00%	<div><div></div></div>	0	0	0	0	0
Total Votes Cast	9	100.00%	<div><div></div></div>	0	0	3	0	6
Overvotes	0			0	0	0	0	0
Undervotes	0			0	0	0	0	0
Contest Totals	9			0	0	3	0	6

Lieutenant Governor

Vote For 1

	TOTAL	VOTE %		Election Day	Early Voting	Ballot By Mail	Provisional Ballots	Limited Ballots
REP Dan Patrick	5	55.56%	<div><div></div></div>	0	0	2	0	3
DEM Mike Collier	1	11.11%	<div><div></div></div>	0	0	1	0	0
LIB Shanna Steele	3	33.33%	<div><div></div></div>	0	0	0	0	3
Total Votes Cast	9	100.00%	<div><div></div></div>	0	0	3	0	6
Overvotes	0			0	0	0	0	0
Undervotes	0			0	0	0	0	0
Contest Totals	9			0	0	3	0	6

Attorney General

Vote For 1

	TOTAL	VOTE %		Election Day	Early Voting	Ballot By Mail	Provisional Ballots	Limited Ballots
REP Ken Paxton	5	55.56%	<div><div></div></div>	0	0	1	0	4
DEM Rochelle Mercedes Garza	3	33.33%	<div><div></div></div>	0	0	2	0	1
LIB Mark Ash	1	11.11%	<div><div></div></div>	0	0	0	0	1
Total Votes Cast	9	100.00%	<div><div></div></div>	0	0	3	0	6
Overvotes	0			0	0	0	0	0
Undervotes	0			0	0	0	0	0
Contest Totals	9			0	0	3	0	6

PCT LB 98

Comptroller of Public Accounts

Vote For 1

	TOTAL	VOTE %		Election Day	Early Voting	Ballot By Mail	Provisional Ballots	Limited Ballots
REP Glenn Hegar	6	75.00%	<div><div></div></div>	0	0	2	0	4
DEM Janet T. Dudding	2	25.00%	<div><div></div></div>	0	0	1	0	1
LIB V. Alonzo Echevarria-Garza	0	0.00%	<div><div></div></div>	0	0	0	0	0
Total Votes Cast	8	100.00%	<div><div></div></div>	0	0	3	0	5
Overvotes	0			0	0	0	0	0
Undervotes	1			0	0	0	0	1
Contest Totals	9			0	0	3	0	6

Commissioner of the General Land Office

Vote For 1

	TOTAL	VOTE %		Election Day	Early Voting	Ballot By Mail	Provisional Ballots	Limited Ballots
REP Dawn Buckingham	6	75.00%	<div><div></div></div>	0	0	2	0	4
DEM Jay Kleberg	1	12.50%	<div><div></div></div>	0	0	1	0	0
GRN Alfred Molison, Jr	1	12.50%	<div><div></div></div>	0	0	0	0	1
Write-In Totals	0	0.00%	<div><div></div></div>	0	0	0	0	0
Total Votes Cast	8	100.00%	<div><div></div></div>	0	0	3	0	5
Overvotes	0			0	0	0	0	0
Undervotes	1			0	0	0	0	1
Contest Totals	9			0	0	3	0	6

Commissioner of Agriculture

Vote For 1

	TOTAL	VOTE %		Election Day	Early Voting	Ballot By Mail	Provisional Ballots	Limited Ballots
REP Sid Miller	6	75.00%	<div><div></div></div>	0	0	2	0	4
DEM Susan Hays	2	25.00%	<div><div></div></div>	0	0	1	0	1
Total Votes Cast	8	100.00%	<div><div></div></div>	0	0	3	0	5
Overvotes	0			0	0	0	0	0
Undervotes	1			0	0	0	0	1
Contest Totals	9			0	0	3	0	6

Railroad Commissioner

Vote For 1

	TOTAL	VOTE %		Election Day	Early Voting	Ballot By Mail	Provisional Ballots	Limited Ballots
REP Wayne Christian	5	62.50%	<div><div></div></div>	0	0	2	0	3
DEM Luke Warford	3	37.50%	<div><div></div></div>	0	0	1	0	2
LIB Jaime Andres Diez	0	0.00%	<div><div></div></div>	0	0	0	0	0
GRN Hunter Wayne Crow	0	0.00%	<div><div></div></div>	0	0	0	0	0
Total Votes Cast	8	100.00%	<div><div></div></div>	0	0	3	0	5
Overvotes	0			0	0	0	0	0
Undervotes	1			0	0	0	0	1
Contest Totals	9			0	0	3	0	6

PCT LB 98

Justice, Supreme Court, Place 3

Vote For 1

	TOTAL	VOTE %		Election Day	Early Voting	Ballot By Mail	Provisional Ballots	Limited Ballots
REP Debra Lehrmann	6	75.00%	<div><div></div></div>	0	0	2	0	4
DEM Erin A. Nowell	2	25.00%	<div><div></div></div>	0	0	1	0	1
LIB Thomas Edward Oxford	0	0.00%	<div><div></div></div>	0	0	0	0	0
Total Votes Cast	8	100.00%	<div><div></div></div>	0	0	3	0	5
Overvotes	0			0	0	0	0	0
Undervotes	1			0	0	0	0	1
Contest Totals	9			0	0	3	0	6

Justice, Supreme Court, Place 5

Vote For 1

	TOTAL	VOTE %		Election Day	Early Voting	Ballot By Mail	Provisional Ballots	Limited Ballots
REP Rebeca Huddle	6	75.00%	<div><div></div></div>	0	0	2	0	4
DEM Amanda Reichel	2	25.00%	<div><div></div></div>	0	0	1	0	1
Total Votes Cast	8	100.00%	<div><div></div></div>	0	0	3	0	5
Overvotes	0			0	0	0	0	0
Undervotes	1			0	0	0	0	1
Contest Totals	9			0	0	3	0	6

Justice, Supreme Court, Place 9

Vote For 1

	TOTAL	VOTE %		Election Day	Early Voting	Ballot By Mail	Provisional Ballots	Limited Ballots
REP Evan Young	6	75.00%	<div><div></div></div>	0	0	2	0	4
DEM Julia Maldonado	2	25.00%	<div><div></div></div>	0	0	1	0	1
Total Votes Cast	8	100.00%	<div><div></div></div>	0	0	3	0	5
Overvotes	0			0	0	0	0	0
Undervotes	1			0	0	0	0	1
Contest Totals	9			0	0	3	0	6

Judge, Court of Criminal Appeals, Place 5

Vote For 1

	TOTAL	VOTE %		Election Day	Early Voting	Ballot By Mail	Provisional Ballots	Limited Ballots
REP Scott Walker	6	75.00%	<div><div></div></div>	0	0	2	0	4
DEM Dana Huffman	2	25.00%	<div><div></div></div>	0	0	1	0	1
Total Votes Cast	8	100.00%	<div><div></div></div>	0	0	3	0	5
Overvotes	0			0	0	0	0	0
Undervotes	1			0	0	0	0	1
Contest Totals	9			0	0	3	0	6

PCT LB 98

Judge, Court of Criminal Appeals, Place 6

Vote For 1

	TOTAL	VOTE %		Election Day	Early Voting	Ballot By Mail	Provision al Ballots	Limited Ballots
REP Jesse F. McClure, III	6	75.00%	<div><div></div></div>	0	0	2	0	4
DEM Robert Johnson	2	25.00%	<div><div></div></div>	0	0	1	0	1
Total Votes Cast	8	100.00%	<div><div></div></div>	0	0	3	0	5
Overvotes	0			0	0	0	0	0
Undervotes	1			0	0	0	0	1
Contest Totals	9			0	0	3	0	6

State Senator, District 8

Vote For 1

	TOTAL	VOTE %		Election Day	Early Voting	Ballot By Mail	Provision al Ballots	Limited Ballots
REP Angela Paxton	5	62.50%	<div><div></div></div>	0	0	1	0	4
DEM Jonathan Cocks	3	37.50%	<div><div></div></div>	0	0	2	0	1
LIB Edward Kless	0	0.00%	<div><div></div></div>	0	0	0	0	0
Total Votes Cast	8	100.00%	<div><div></div></div>	0	0	3	0	5
Overvotes	0			0	0	0	0	0
Undervotes	1			0	0	0	0	1
Contest Totals	9			0	0	3	0	6

PCT LB 99

U. S. Representative District 3

Vote For 1

	TOTAL	VOTE %	Election Day	Early Voting	Ballot By Mail	Provision al Ballots	Limited Ballots
REP Keith Self	0		0	0	0	0	0
DEM Sandeep Srivastava	0		0	0	0	0	0
LIB Christopher Claytor	0		0	0	0	0	0
Total Votes Cast	0		0	0	0	0	0
Overvotes	0		0	0	0	0	0
Undervotes	0		0	0	0	0	0
Contest Totals	0		0	0	0	0	0

Governor

Vote For 1

	TOTAL	VOTE %	Election Day	Early Voting	Ballot By Mail	Provision al Ballots	Limited Ballots
REP Greg Abbott	0		0	0	0	0	0
DEM Beto O'Rourke	0		0	0	0	0	0
LIB Mark Tippetts	0		0	0	0	0	0
GRN Delilah Barrios	0		0	0	0	0	0
Write-In Totals	0		0	0	0	0	0
Total Votes Cast	0		0	0	0	0	0
Overvotes	0		0	0	0	0	0
Undervotes	0		0	0	0	0	0
Contest Totals	0		0	0	0	0	0

Lieutenant Governor

Vote For 1

	TOTAL	VOTE %	Election Day	Early Voting	Ballot By Mail	Provision al Ballots	Limited Ballots
REP Dan Patrick	0		0	0	0	0	0
DEM Mike Collier	0		0	0	0	0	0
LIB Shanna Steele	0		0	0	0	0	0
Total Votes Cast	0		0	0	0	0	0
Overvotes	0		0	0	0	0	0
Undervotes	0		0	0	0	0	0
Contest Totals	0		0	0	0	0	0

Attorney General

Vote For 1

	TOTAL	VOTE %	Election Day	Early Voting	Ballot By Mail	Provision al Ballots	Limited Ballots
REP Ken Paxton	0		0	0	0	0	0
DEM Rochelle Mercedes Garza	0		0	0	0	0	0
LIB Mark Ash	0		0	0	0	0	0
Total Votes Cast	0		0	0	0	0	0
Overvotes	0		0	0	0	0	0
Undervotes	0		0	0	0	0	0
Contest Totals	0		0	0	0	0	0

PCT LB 99

Comptroller of Public Accounts

Vote For 1

	TOTAL	VOTE %	Election Day	Early Voting	Ballot By Mail	Provision al Ballots	Limited Ballots
REP Glenn Hegar	0		0	0	0	0	0
DEM Janet T. Dudding	0		0	0	0	0	0
LIB V. Alonzo Echevarria-Garza	0		0	0	0	0	0
Total Votes Cast	0		0	0	0	0	0
Overvotes	0		0	0	0	0	0
Undervotes	0		0	0	0	0	0
Contest Totals	0		0	0	0	0	0

Commissioner of the General Land Office

Vote For 1

	TOTAL	VOTE %	Election Day	Early Voting	Ballot By Mail	Provision al Ballots	Limited Ballots
REP Dawn Buckingham	0		0	0	0	0	0
DEM Jay Kleberg	0		0	0	0	0	0
GRN Alfred Molison, Jr	0		0	0	0	0	0
Write-In Totals	0		0	0	0	0	0
Total Votes Cast	0		0	0	0	0	0
Overvotes	0		0	0	0	0	0
Undervotes	0		0	0	0	0	0
Contest Totals	0		0	0	0	0	0

Commissioner of Agriculture

Vote For 1

	TOTAL	VOTE %	Election Day	Early Voting	Ballot By Mail	Provision al Ballots	Limited Ballots
REP Sid Miller	0		0	0	0	0	0
DEM Susan Hays	0		0	0	0	0	0
Total Votes Cast	0		0	0	0	0	0
Overvotes	0		0	0	0	0	0
Undervotes	0		0	0	0	0	0
Contest Totals	0		0	0	0	0	0

Railroad Commissioner

Vote For 1

	TOTAL	VOTE %	Election Day	Early Voting	Ballot By Mail	Provision al Ballots	Limited Ballots
REP Wayne Christian	0		0	0	0	0	0
DEM Luke Warford	0		0	0	0	0	0
LIB Jaime Andres Diez	0		0	0	0	0	0
GRN Hunter Wayne Crow	0		0	0	0	0	0
Total Votes Cast	0		0	0	0	0	0
Overvotes	0		0	0	0	0	0
Undervotes	0		0	0	0	0	0
Contest Totals	0		0	0	0	0	0

PCT LB 99

Justice, Supreme Court, Place 3

Vote For 1

	TOTAL	VOTE %	Election Day	Early Voting	Ballot By Mail	Provision al Ballots	Limited Ballots
REP Debra Lehrmann	0		0	0	0	0	0
DEM Erin A. Nowell	0		0	0	0	0	0
LIB Thomas Edward Oxford	0		0	0	0	0	0
Total Votes Cast	0		0	0	0	0	0
Overvotes	0		0	0	0	0	0
Undervotes	0		0	0	0	0	0
Contest Totals	0		0	0	0	0	0

Justice, Supreme Court, Place 5

Vote For 1

	TOTAL	VOTE %	Election Day	Early Voting	Ballot By Mail	Provision al Ballots	Limited Ballots
REP Rebeca Huddle	0		0	0	0	0	0
DEM Amanda Reichek	0		0	0	0	0	0
Total Votes Cast	0		0	0	0	0	0
Overvotes	0		0	0	0	0	0
Undervotes	0		0	0	0	0	0
Contest Totals	0		0	0	0	0	0

Justice, Supreme Court, Place 9

Vote For 1

	TOTAL	VOTE %	Election Day	Early Voting	Ballot By Mail	Provision al Ballots	Limited Ballots
REP Evan Young	0		0	0	0	0	0
DEM Julia Maldonado	0		0	0	0	0	0
Total Votes Cast	0		0	0	0	0	0
Overvotes	0		0	0	0	0	0
Undervotes	0		0	0	0	0	0
Contest Totals	0		0	0	0	0	0

Judge, Court of Criminal Appeals, Place 5

Vote For 1

	TOTAL	VOTE %	Election Day	Early Voting	Ballot By Mail	Provision al Ballots	Limited Ballots
REP Scott Walker	0		0	0	0	0	0
DEM Dana Huffman	0		0	0	0	0	0
Total Votes Cast	0		0	0	0	0	0
Overvotes	0		0	0	0	0	0
Undervotes	0		0	0	0	0	0
Contest Totals	0		0	0	0	0	0

PCT LB 99

Judge, Court of Criminal Appeals, Place 6

Vote For 1

	TOTAL	VOTE %	Election Day	Early Voting	Ballot By Mail	Provision al Ballots	Limited Ballots
REP Jesse F. McClure, III	0		0	0	0	0	0
DEM Robert Johnson	0		0	0	0	0	0
Total Votes Cast	0		0	0	0	0	0
Overvotes	0		0	0	0	0	0
Undervotes	0		0	0	0	0	0
Contest Totals	0		0	0	0	0	0

State Senator, District 8

Vote For 1

	TOTAL	VOTE %	Election Day	Early Voting	Ballot By Mail	Provision al Ballots	Limited Ballots
REP Angela Paxton	0		0	0	0	0	0
DEM Jonathan Cocks	0		0	0	0	0	0
LIB Edward Kless	0		0	0	0	0	0
Total Votes Cast	0		0	0	0	0	0
Overvotes	0		0	0	0	0	0
Undervotes	0		0	0	0	0	0
Contest Totals	0		0	0	0	0	0

PCT LB 100

U. S. Representative, District 4

Vote For 1

	TOTAL	VOTE %		Election Day	Early Voting	Ballot By Mail	Provisional Ballots	Limited Ballots
REP Pat Fallon	3	60.00%	<div><div></div></div>	0	0	0	0	3
DEM Iro Omere	2	40.00%	<div><div></div></div>	0	0	0	0	2
LIB John Simmons	0	0.00%	<div><div></div></div>	0	0	0	0	0
Total Votes Cast	5	100.00%	<div><div></div></div>	0	0	0	0	5
Overvotes	0			0	0	0	0	0
Undervotes	0			0	0	0	0	0
Contest Totals	5			0	0	0	0	5

Governor

Vote For 1

	TOTAL	VOTE %		Election Day	Early Voting	Ballot By Mail	Provisional Ballots	Limited Ballots
REP Greg Abbott	3	60.00%	<div><div></div></div>	0	0	0	0	3
DEM Beto O'Rourke	2	40.00%	<div><div></div></div>	0	0	0	0	2
LIB Mark Tippetts	0	0.00%	<div><div></div></div>	0	0	0	0	0
GRN Delilah Barrios	0	0.00%	<div><div></div></div>	0	0	0	0	0
Write-In Totals	0	0.00%	<div><div></div></div>	0	0	0	0	0
Total Votes Cast	5	100.00%	<div><div></div></div>	0	0	0	0	5
Overvotes	0			0	0	0	0	0
Undervotes	0			0	0	0	0	0
Contest Totals	5			0	0	0	0	5

Lieutenant Governor

Vote For 1

	TOTAL	VOTE %		Election Day	Early Voting	Ballot By Mail	Provisional Ballots	Limited Ballots
REP Dan Patrick	3	60.00%	<div><div></div></div>	0	0	0	0	3
DEM Mike Collier	2	40.00%	<div><div></div></div>	0	0	0	0	2
LIB Shanna Steele	0	0.00%	<div><div></div></div>	0	0	0	0	0
Total Votes Cast	5	100.00%	<div><div></div></div>	0	0	0	0	5
Overvotes	0			0	0	0	0	0
Undervotes	0			0	0	0	0	0
Contest Totals	5			0	0	0	0	5

Attorney General

Vote For 1

	TOTAL	VOTE %		Election Day	Early Voting	Ballot By Mail	Provisional Ballots	Limited Ballots
REP Ken Paxton	3	60.00%	<div><div></div></div>	0	0	0	0	3
DEM Rochelle Mercedes Garza	2	40.00%	<div><div></div></div>	0	0	0	0	2
LIB Mark Ash	0	0.00%	<div><div></div></div>	0	0	0	0	0
Total Votes Cast	5	100.00%	<div><div></div></div>	0	0	0	0	5
Overvotes	0			0	0	0	0	0
Undervotes	0			0	0	0	0	0
Contest Totals	5			0	0	0	0	5

PCT LB 100

Comptroller of Public Accounts

Vote For 1

	TOTAL	VOTE %		Election Day	Early Voting	Ballot By Mail	Provisional Ballots	Limited Ballots
REP Glenn Hegar	3	60.00%	<div><div></div></div>	0	0	0	0	3
DEM Janet T. Dudding	2	40.00%	<div><div></div></div>	0	0	0	0	2
LIB V. Alonzo Echevarria-Garza	0	0.00%	<div><div></div></div>	0	0	0	0	0
Total Votes Cast	5	100.00%	<div><div></div></div>	0	0	0	0	5
Overvotes	0			0	0	0	0	0
Undervotes	0			0	0	0	0	0
Contest Totals	5			0	0	0	0	5

Commissioner of the General Land Office

Vote For 1

	TOTAL	VOTE %		Election Day	Early Voting	Ballot By Mail	Provisional Ballots	Limited Ballots
REP Dawn Buckingham	3	60.00%	<div><div></div></div>	0	0	0	0	3
DEM Jay Kleberg	2	40.00%	<div><div></div></div>	0	0	0	0	2
GRN Alfred Molison, Jr	0	0.00%	<div><div></div></div>	0	0	0	0	0
Write-In Totals	0	0.00%	<div><div></div></div>	0	0	0	0	0
Total Votes Cast	5	100.00%	<div><div></div></div>	0	0	0	0	5
Overvotes	0			0	0	0	0	0
Undervotes	0			0	0	0	0	0
Contest Totals	5			0	0	0	0	5

Commissioner of Agriculture

Vote For 1

	TOTAL	VOTE %		Election Day	Early Voting	Ballot By Mail	Provisional Ballots	Limited Ballots
REP Sid Miller	3	60.00%	<div><div></div></div>	0	0	0	0	3
DEM Susan Hays	2	40.00%	<div><div></div></div>	0	0	0	0	2
Total Votes Cast	5	100.00%	<div><div></div></div>	0	0	0	0	5
Overvotes	0			0	0	0	0	0
Undervotes	0			0	0	0	0	0
Contest Totals	5			0	0	0	0	5

Railroad Commissioner

Vote For 1

	TOTAL	VOTE %		Election Day	Early Voting	Ballot By Mail	Provisional Ballots	Limited Ballots
REP Wayne Christian	3	60.00%	<div><div></div></div>	0	0	0	0	3
DEM Luke Warford	2	40.00%	<div><div></div></div>	0	0	0	0	2
LIB Jaime Andres Diez	0	0.00%	<div><div></div></div>	0	0	0	0	0
GRN Hunter Wayne Crow	0	0.00%	<div><div></div></div>	0	0	0	0	0
Total Votes Cast	5	100.00%	<div><div></div></div>	0	0	0	0	5
Overvotes	0			0	0	0	0	0
Undervotes	0			0	0	0	0	0
Contest Totals	5			0	0	0	0	5

PCT LB 100

Justice, Supreme Court, Place 3

Vote For 1

	TOTAL	VOTE %		Election Day	Early Voting	Ballot By Mail	Provision al Ballots	Limited Ballots
REP Debra Lehrmann	3	60.00%	<div><div></div></div>	0	0	0	0	3
DEM Erin A. Nowell	2	40.00%	<div><div></div></div>	0	0	0	0	2
LIB Thomas Edward Oxford	0	0.00%	<div><div></div></div>	0	0	0	0	0
Total Votes Cast	5	100.00%	<div><div></div></div>	0	0	0	0	5
Overvotes	0			0	0	0	0	0
Undervotes	0			0	0	0	0	0
Contest Totals	5			0	0	0	0	5

Justice, Supreme Court, Place 5

Vote For 1

	TOTAL	VOTE %		Election Day	Early Voting	Ballot By Mail	Provision al Ballots	Limited Ballots
REP Rebeca Huddle	3	60.00%	<div><div></div></div>	0	0	0	0	3
DEM Amanda Reichel	2	40.00%	<div><div></div></div>	0	0	0	0	2
Total Votes Cast	5	100.00%	<div><div></div></div>	0	0	0	0	5
Overvotes	0			0	0	0	0	0
Undervotes	0			0	0	0	0	0
Contest Totals	5			0	0	0	0	5

Justice, Supreme Court, Place 9

Vote For 1

	TOTAL	VOTE %		Election Day	Early Voting	Ballot By Mail	Provision al Ballots	Limited Ballots
REP Evan Young	3	60.00%	<div><div></div></div>	0	0	0	0	3
DEM Julia Maldonado	2	40.00%	<div><div></div></div>	0	0	0	0	2
Total Votes Cast	5	100.00%	<div><div></div></div>	0	0	0	0	5
Overvotes	0			0	0	0	0	0
Undervotes	0			0	0	0	0	0
Contest Totals	5			0	0	0	0	5

Judge, Court of Criminal Appeals, Place 5

Vote For 1

	TOTAL	VOTE %		Election Day	Early Voting	Ballot By Mail	Provision al Ballots	Limited Ballots
REP Scott Walker	3	60.00%	<div><div></div></div>	0	0	0	0	3
DEM Dana Huffman	2	40.00%	<div><div></div></div>	0	0	0	0	2
Total Votes Cast	5	100.00%	<div><div></div></div>	0	0	0	0	5
Overvotes	0			0	0	0	0	0
Undervotes	0			0	0	0	0	0
Contest Totals	5			0	0	0	0	5

PCT LB 100

Judge, Court of Criminal Appeals, Place 6

Vote For 1

	TOTAL	VOTE %		Election Day	Early Voting	Ballot By Mail	Provision al Ballots	Limited Ballots
REP Jesse F. McClure, III	3	60.00%	<div><div></div></div>	0	0	0	0	3
DEM Robert Johnson	2	40.00%	<div><div></div></div>	0	0	0	0	2
Total Votes Cast	5	100.00%	<div><div></div></div>	0	0	0	0	5
Overvotes	0			0	0	0	0	0
Undervotes	0			0	0	0	0	0
Contest Totals	5			0	0	0	0	5

State Senator, District 8

Vote For 1

	TOTAL	VOTE %		Election Day	Early Voting	Ballot By Mail	Provision al Ballots	Limited Ballots
REP Angela Paxton	1	50.00%	<div><div></div></div>	0	0	0	0	1
DEM Jonathan Cocks	1	50.00%	<div><div></div></div>	0	0	0	0	1
LIB Edward Kless	0	0.00%	<div><div></div></div>	0	0	0	0	0
Total Votes Cast	2	100.00%	<div><div></div></div>	0	0	0	0	2
Overvotes	0			0	0	0	0	0
Undervotes	3			0	0	0	0	3
Contest Totals	5			0	0	0	0	5

PCT LB 101

U. S. Representative, District 4

Vote For 1

	TOTAL	VOTE %	Election Day	Early Voting	Ballot By Mail	Provision al Ballots	Limited Ballots
REP Pat Fallon	0		0	0	0	0	0
DEM Iro Omere	0		0	0	0	0	0
LIB John Simmons	0		0	0	0	0	0
Total Votes Cast	0		0	0	0	0	0
Overvotes	0		0	0	0	0	0
Undervotes	0		0	0	0	0	0
Contest Totals	0		0	0	0	0	0

Governor

Vote For 1

	TOTAL	VOTE %	Election Day	Early Voting	Ballot By Mail	Provision al Ballots	Limited Ballots
REP Greg Abbott	0		0	0	0	0	0
DEM Beto O'Rourke	0		0	0	0	0	0
LIB Mark Tippetts	0		0	0	0	0	0
GRN Delilah Barrios	0		0	0	0	0	0
Write-In Totals	0		0	0	0	0	0
Total Votes Cast	0		0	0	0	0	0
Overvotes	0		0	0	0	0	0
Undervotes	0		0	0	0	0	0
Contest Totals	0		0	0	0	0	0

Lieutenant Governor

Vote For 1

	TOTAL	VOTE %	Election Day	Early Voting	Ballot By Mail	Provision al Ballots	Limited Ballots
REP Dan Patrick	0		0	0	0	0	0
DEM Mike Collier	0		0	0	0	0	0
LIB Shanna Steele	0		0	0	0	0	0
Total Votes Cast	0		0	0	0	0	0
Overvotes	0		0	0	0	0	0
Undervotes	0		0	0	0	0	0
Contest Totals	0		0	0	0	0	0

Attorney General

Vote For 1

	TOTAL	VOTE %	Election Day	Early Voting	Ballot By Mail	Provision al Ballots	Limited Ballots
REP Ken Paxton	0		0	0	0	0	0
DEM Rochelle Mercedes Garza	0		0	0	0	0	0
LIB Mark Ash	0		0	0	0	0	0
Total Votes Cast	0		0	0	0	0	0
Overvotes	0		0	0	0	0	0
Undervotes	0		0	0	0	0	0
Contest Totals	0		0	0	0	0	0

PCT LB 101

Comptroller of Public Accounts

Vote For 1

	TOTAL	VOTE %	Election Day	Early Voting	Ballot By Mail	Provision al Ballots	Limited Ballots
REP Glenn Hegar	0		0	0	0	0	0
DEM Janet T. Dudding	0		0	0	0	0	0
LIB V. Alonzo Echevarria-Garza	0		0	0	0	0	0
Total Votes Cast	0		0	0	0	0	0
Overvotes	0		0	0	0	0	0
Undervotes	0		0	0	0	0	0
Contest Totals	0		0	0	0	0	0

Commissioner of the General Land Office

Vote For 1

	TOTAL	VOTE %	Election Day	Early Voting	Ballot By Mail	Provision al Ballots	Limited Ballots
REP Dawn Buckingham	0		0	0	0	0	0
DEM Jay Kleberg	0		0	0	0	0	0
GRN Alfred Molison, Jr	0		0	0	0	0	0
Write-In Totals	0		0	0	0	0	0
Total Votes Cast	0		0	0	0	0	0
Overvotes	0		0	0	0	0	0
Undervotes	0		0	0	0	0	0
Contest Totals	0		0	0	0	0	0

Commissioner of Agriculture

Vote For 1

	TOTAL	VOTE %	Election Day	Early Voting	Ballot By Mail	Provision al Ballots	Limited Ballots
REP Sid Miller	0		0	0	0	0	0
DEM Susan Hays	0		0	0	0	0	0
Total Votes Cast	0		0	0	0	0	0
Overvotes	0		0	0	0	0	0
Undervotes	0		0	0	0	0	0
Contest Totals	0		0	0	0	0	0

Railroad Commissioner

Vote For 1

	TOTAL	VOTE %	Election Day	Early Voting	Ballot By Mail	Provision al Ballots	Limited Ballots
REP Wayne Christian	0		0	0	0	0	0
DEM Luke Warford	0		0	0	0	0	0
LIB Jaime Andres Diez	0		0	0	0	0	0
GRN Hunter Wayne Crow	0		0	0	0	0	0
Total Votes Cast	0		0	0	0	0	0
Overvotes	0		0	0	0	0	0
Undervotes	0		0	0	0	0	0
Contest Totals	0		0	0	0	0	0

PCT LB 101

Justice, Supreme Court, Place 3

Vote For 1

	TOTAL	VOTE %	Election Day	Early Voting	Ballot By Mail	Provision al Ballots	Limited Ballots
REP Debra Lehrmann	0		0	0	0	0	0
DEM Erin A. Nowell	0		0	0	0	0	0
LIB Thomas Edward Oxford	0		0	0	0	0	0
Total Votes Cast	0		0	0	0	0	0
Overvotes	0		0	0	0	0	0
Undervotes	0		0	0	0	0	0
Contest Totals	0		0	0	0	0	0

Justice, Supreme Court, Place 5

Vote For 1

	TOTAL	VOTE %	Election Day	Early Voting	Ballot By Mail	Provision al Ballots	Limited Ballots
REP Rebeca Huddle	0		0	0	0	0	0
DEM Amanda Reichel	0		0	0	0	0	0
Total Votes Cast	0		0	0	0	0	0
Overvotes	0		0	0	0	0	0
Undervotes	0		0	0	0	0	0
Contest Totals	0		0	0	0	0	0

Justice, Supreme Court, Place 9

Vote For 1

	TOTAL	VOTE %	Election Day	Early Voting	Ballot By Mail	Provision al Ballots	Limited Ballots
REP Evan Young	0		0	0	0	0	0
DEM Julia Maldonado	0		0	0	0	0	0
Total Votes Cast	0		0	0	0	0	0
Overvotes	0		0	0	0	0	0
Undervotes	0		0	0	0	0	0
Contest Totals	0		0	0	0	0	0

Judge, Court of Criminal Appeals, Place 5

Vote For 1

	TOTAL	VOTE %	Election Day	Early Voting	Ballot By Mail	Provision al Ballots	Limited Ballots
REP Scott Walker	0		0	0	0	0	0
DEM Dana Huffman	0		0	0	0	0	0
Total Votes Cast	0		0	0	0	0	0
Overvotes	0		0	0	0	0	0
Undervotes	0		0	0	0	0	0
Contest Totals	0		0	0	0	0	0

PCT LB 101

Judge, Court of Criminal Appeals, Place 6

Vote For 1

	TOTAL	VOTE %	Election Day	Early Voting	Ballot By Mail	Provision al Ballots	Limited Ballots
REP Jesse F. McClure, III	0		0	0	0	0	0
DEM Robert Johnson	0		0	0	0	0	0
Total Votes Cast	0		0	0	0	0	0
Overvotes	0		0	0	0	0	0
Undervotes	0		0	0	0	0	0
Contest Totals	0		0	0	0	0	0

State Senator, District 8

Vote For 1

	TOTAL	VOTE %	Election Day	Early Voting	Ballot By Mail	Provision al Ballots	Limited Ballots
REP Angela Paxton	0		0	0	0	0	0
DEM Jonathan Cocks	0		0	0	0	0	0
LIB Edward Kless	0		0	0	0	0	0
Total Votes Cast	0		0	0	0	0	0
Overvotes	0		0	0	0	0	0
Undervotes	0		0	0	0	0	0
Contest Totals	0		0	0	0	0	0

PCT LB 102

U. S. Representative, District 32

Vote For 1

	TOTAL	VOTE %		Election Day	Early Voting	Ballot By Mail	Provisional Ballots	Limited Ballots
REP Antonio Swad	0	0.00%	<div></div>	0	0	0	0	0
DEM Colin Allred	2	100.00%	<div></div>	0	0	0	0	2
Total Votes Cast	2	100.00%	<div></div>	0	0	0	0	2
Overvotes	0			0	0	0	0	0
Undervotes	0			0	0	0	0	0
Contest Totals	2			0	0	0	0	2

Governor

Vote For 1

	TOTAL	VOTE %		Election Day	Early Voting	Ballot By Mail	Provisional Ballots	Limited Ballots
REP Greg Abbott	0	0.00%	<div></div>	0	0	0	0	0
DEM Beto O'Rourke	2	100.00%	<div></div>	0	0	0	0	2
LIB Mark Tippetts	0	0.00%	<div></div>	0	0	0	0	0
GRN Delilah Barrios	0	0.00%	<div></div>	0	0	0	0	0
Write-In Totals	0	0.00%	<div></div>	0	0	0	0	0
Total Votes Cast	2	100.00%	<div></div>	0	0	0	0	2
Overvotes	0			0	0	0	0	0
Undervotes	0			0	0	0	0	0
Contest Totals	2			0	0	0	0	2

Lieutenant Governor

Vote For 1

	TOTAL	VOTE %		Election Day	Early Voting	Ballot By Mail	Provisional Ballots	Limited Ballots
REP Dan Patrick	0	0.00%	<div></div>	0	0	0	0	0
DEM Mike Collier	2	100.00%	<div></div>	0	0	0	0	2
LIB Shanna Steele	0	0.00%	<div></div>	0	0	0	0	0
Total Votes Cast	2	100.00%	<div></div>	0	0	0	0	2
Overvotes	0			0	0	0	0	0
Undervotes	0			0	0	0	0	0
Contest Totals	2			0	0	0	0	2

Attorney General

Vote For 1

	TOTAL	VOTE %		Election Day	Early Voting	Ballot By Mail	Provisional Ballots	Limited Ballots
REP Ken Paxton	0	0.00%	<div></div>	0	0	0	0	0
DEM Rochelle Mercedes Garza	2	100.00%	<div></div>	0	0	0	0	2
LIB Mark Ash	0	0.00%	<div></div>	0	0	0	0	0
Total Votes Cast	2	100.00%	<div></div>	0	0	0	0	2
Overvotes	0			0	0	0	0	0
Undervotes	0			0	0	0	0	0
Contest Totals	2			0	0	0	0	2

PCT LB 102

Comptroller of Public Accounts

Vote For 1

	TOTAL	VOTE %		Election Day	Early Voting	Ballot By Mail	Provisional Ballots	Limited Ballots
REP Glenn Hegar	0	0.00%	<div></div>	0	0	0	0	0
DEM Janet T. Dudding	2	100.00%	<div></div>	0	0	0	0	2
LIB V. Alonzo Echevarria-Garza	0	0.00%	<div></div>	0	0	0	0	0
Total Votes Cast	2	100.00%	<div></div>	0	0	0	0	2
Overvotes	0			0	0	0	0	0
Undervotes	0			0	0	0	0	0
Contest Totals	2			0	0	0	0	2

Commissioner of the General Land Office

Vote For 1

	TOTAL	VOTE %		Election Day	Early Voting	Ballot By Mail	Provisional Ballots	Limited Ballots
REP Dawn Buckingham	0	0.00%	<div></div>	0	0	0	0	0
DEM Jay Kleberg	2	100.00%	<div></div>	0	0	0	0	2
GRN Alfred Molison, Jr	0	0.00%	<div></div>	0	0	0	0	0
Write-In Totals	0	0.00%	<div></div>	0	0	0	0	0
Total Votes Cast	2	100.00%	<div></div>	0	0	0	0	2
Overvotes	0			0	0	0	0	0
Undervotes	0			0	0	0	0	0
Contest Totals	2			0	0	0	0	2

Commissioner of Agriculture

Vote For 1

	TOTAL	VOTE %		Election Day	Early Voting	Ballot By Mail	Provisional Ballots	Limited Ballots
REP Sid Miller	0	0.00%	<div></div>	0	0	0	0	0
DEM Susan Hays	2	100.00%	<div></div>	0	0	0	0	2
Total Votes Cast	2	100.00%	<div></div>	0	0	0	0	2
Overvotes	0			0	0	0	0	0
Undervotes	0			0	0	0	0	0
Contest Totals	2			0	0	0	0	2

Railroad Commissioner

Vote For 1

	TOTAL	VOTE %		Election Day	Early Voting	Ballot By Mail	Provisional Ballots	Limited Ballots
REP Wayne Christian	0	0.00%	<div></div>	0	0	0	0	0
DEM Luke Warford	2	100.00%	<div></div>	0	0	0	0	2
LIB Jaime Andres Diez	0	0.00%	<div></div>	0	0	0	0	0
GRN Hunter Wayne Crow	0	0.00%	<div></div>	0	0	0	0	0
Total Votes Cast	2	100.00%	<div></div>	0	0	0	0	2
Overvotes	0			0	0	0	0	0
Undervotes	0			0	0	0	0	0
Contest Totals	2			0	0	0	0	2

PCT LB 102

Justice, Supreme Court, Place 3

Vote For 1

	TOTAL	VOTE %		Election Day	Early Voting	Ballot By Mail	Provision al Ballots	Limited Ballots
REP Debra Lehrmann	0	0.00%	<div></div>	0	0	0	0	0
DEM Erin A. Nowell	2	100.00%	<div></div>	0	0	0	0	2
LIB Thomas Edward Oxford	0	0.00%	<div></div>	0	0	0	0	0
Total Votes Cast	2	100.00%	<div></div>	0	0	0	0	2
Overvotes	0			0	0	0	0	0
Undervotes	0			0	0	0	0	0
Contest Totals	2			0	0	0	0	2

Justice, Supreme Court, Place 5

Vote For 1

	TOTAL	VOTE %		Election Day	Early Voting	Ballot By Mail	Provision al Ballots	Limited Ballots
REP Rebeca Huddle	0	0.00%	<div></div>	0	0	0	0	0
DEM Amanda Reichel	2	100.00%	<div></div>	0	0	0	0	2
Total Votes Cast	2	100.00%	<div></div>	0	0	0	0	2
Overvotes	0			0	0	0	0	0
Undervotes	0			0	0	0	0	0
Contest Totals	2			0	0	0	0	2

Justice, Supreme Court, Place 9

Vote For 1

	TOTAL	VOTE %		Election Day	Early Voting	Ballot By Mail	Provision al Ballots	Limited Ballots
REP Evan Young	0	0.00%	<div></div>	0	0	0	0	0
DEM Julia Maldonado	2	100.00%	<div></div>	0	0	0	0	2
Total Votes Cast	2	100.00%	<div></div>	0	0	0	0	2
Overvotes	0			0	0	0	0	0
Undervotes	0			0	0	0	0	0
Contest Totals	2			0	0	0	0	2

Judge, Court of Criminal Appeals, Place 5

Vote For 1

	TOTAL	VOTE %		Election Day	Early Voting	Ballot By Mail	Provision al Ballots	Limited Ballots
REP Scott Walker	0	0.00%	<div></div>	0	0	0	0	0
DEM Dana Huffman	2	100.00%	<div></div>	0	0	0	0	2
Total Votes Cast	2	100.00%	<div></div>	0	0	0	0	2
Overvotes	0			0	0	0	0	0
Undervotes	0			0	0	0	0	0
Contest Totals	2			0	0	0	0	2

PCT LB 102

Judge, Court of Criminal Appeals, Place 6

Vote For 1

	TOTAL	VOTE %		Election Day	Early Voting	Ballot By Mail	Provisional Ballots	Limited Ballots
REP Jesse F. McClure, III	0	0.00%	<div></div>	0	0	0	0	0
DEM Robert Johnson	2	100.00%	<div></div>	0	0	0	0	2
Total Votes Cast	2	100.00%	<div></div>	0	0	0	0	2
Overvotes	0			0	0	0	0	0
Undervotes	0			0	0	0	0	0
Contest Totals	2			0	0	0	0	2

State Senator, District 8

Vote For 1

	TOTAL	VOTE %		Election Day	Early Voting	Ballot By Mail	Provisional Ballots	Limited Ballots
REP Angela Paxton	0	0.00%	<div></div>	0	0	0	0	0
DEM Jonathan Cocks	2	100.00%	<div></div>	0	0	0	0	2
LIB Edward Kless	0	0.00%	<div></div>	0	0	0	0	0
Total Votes Cast	2	100.00%	<div></div>	0	0	0	0	2
Overvotes	0			0	0	0	0	0
Undervotes	0			0	0	0	0	0
Contest Totals	2			0	0	0	0	2

State Representative, District 33

Vote For 1

	TOTAL	VOTE %		Election Day	Early Voting	Ballot By Mail	Provisional Ballots	Limited Ballots
REP Justin Holland	0	0.00%	<div></div>	0	0	0	0	0
DEM Graeson Lynskey	2	100.00%	<div></div>	0	0	0	0	2
Total Votes Cast	2	100.00%	<div></div>	0	0	0	0	2
Overvotes	0			0	0	0	0	0
Undervotes	0			0	0	0	0	0
Contest Totals	2			0	0	0	0	2

PCT LB 103

U. S. Representative, District 4

Vote For 1

	TOTAL	VOTE %		Election Day	Early Voting	Ballot By Mail	Provision al Ballots	Limited Ballots
REP Pat Fallon	0	0.00%		0	0	0	0	0
DEM Iro Omere	1	100.00%		0	0	0	0	1
LIB John Simmons	0	0.00%		0	0	0	0	0
Total Votes Cast	1	100.00%		0	0	0	0	1
Overvotes	0			0	0	0	0	0
Undervotes	0			0	0	0	0	0
Contest Totals	1			0	0	0	0	1

Governor

Vote For 1

	TOTAL	VOTE %		Election Day	Early Voting	Ballot By Mail	Provision al Ballots	Limited Ballots
REP Greg Abbott	0	0.00%		0	0	0	0	0
DEM Beto O'Rourke	1	100.00%		0	0	0	0	1
LIB Mark Tippetts	0	0.00%		0	0	0	0	0
GRN Delilah Barrios	0	0.00%		0	0	0	0	0
Write-In Totals	0	0.00%		0	0	0	0	0
Total Votes Cast	1	100.00%		0	0	0	0	1
Overvotes	0			0	0	0	0	0
Undervotes	0			0	0	0	0	0
Contest Totals	1			0	0	0	0	1

Lieutenant Governor

Vote For 1

	TOTAL	VOTE %		Election Day	Early Voting	Ballot By Mail	Provision al Ballots	Limited Ballots
REP Dan Patrick	0	0.00%		0	0	0	0	0
DEM Mike Collier	1	100.00%		0	0	0	0	1
LIB Shanna Steele	0	0.00%		0	0	0	0	0
Total Votes Cast	1	100.00%		0	0	0	0	1
Overvotes	0			0	0	0	0	0
Undervotes	0			0	0	0	0	0
Contest Totals	1			0	0	0	0	1

Attorney General

Vote For 1

	TOTAL	VOTE %		Election Day	Early Voting	Ballot By Mail	Provision al Ballots	Limited Ballots
REP Ken Paxton	0	0.00%		0	0	0	0	0
DEM Rochelle Mercedes Garza	1	100.00%		0	0	0	0	1
LIB Mark Ash	0	0.00%		0	0	0	0	0
Total Votes Cast	1	100.00%		0	0	0	0	1
Overvotes	0			0	0	0	0	0
Undervotes	0			0	0	0	0	0
Contest Totals	1			0	0	0	0	1

PCT LB 103

Comptroller of Public Accounts

Vote For 1

	TOTAL	VOTE %		Election Day	Early Voting	Ballot By Mail	Provisional Ballots	Limited Ballots
REP Glenn Hegar	0	0.00%	<div></div>	0	0	0	0	0
DEM Janet T. Dudding	1	100.00%	<div></div>	0	0	0	0	1
LIB V. Alonzo Echevarria-Garza	0	0.00%	<div></div>	0	0	0	0	0
Total Votes Cast	1	100.00%	<div></div>	0	0	0	0	1
Overvotes	0			0	0	0	0	0
Undervotes	0			0	0	0	0	0
Contest Totals	1			0	0	0	0	1

Commissioner of the General Land Office

Vote For 1

	TOTAL	VOTE %		Election Day	Early Voting	Ballot By Mail	Provisional Ballots	Limited Ballots
REP Dawn Buckingham	0	0.00%	<div></div>	0	0	0	0	0
DEM Jay Kleberg	1	100.00%	<div></div>	0	0	0	0	1
GRN Alfred Molison, Jr	0	0.00%	<div></div>	0	0	0	0	0
Write-In Totals	0	0.00%	<div></div>	0	0	0	0	0
Total Votes Cast	1	100.00%	<div></div>	0	0	0	0	1
Overvotes	0			0	0	0	0	0
Undervotes	0			0	0	0	0	0
Contest Totals	1			0	0	0	0	1

Commissioner of Agriculture

Vote For 1

	TOTAL	VOTE %		Election Day	Early Voting	Ballot By Mail	Provisional Ballots	Limited Ballots
REP Sid Miller	0	0.00%	<div></div>	0	0	0	0	0
DEM Susan Hays	1	100.00%	<div></div>	0	0	0	0	1
Total Votes Cast	1	100.00%	<div></div>	0	0	0	0	1
Overvotes	0			0	0	0	0	0
Undervotes	0			0	0	0	0	0
Contest Totals	1			0	0	0	0	1

Railroad Commissioner

Vote For 1

	TOTAL	VOTE %		Election Day	Early Voting	Ballot By Mail	Provisional Ballots	Limited Ballots
REP Wayne Christian	0	0.00%	<div></div>	0	0	0	0	0
DEM Luke Warford	1	100.00%	<div></div>	0	0	0	0	1
LIB Jaime Andres Diez	0	0.00%	<div></div>	0	0	0	0	0
GRN Hunter Wayne Crow	0	0.00%	<div></div>	0	0	0	0	0
Total Votes Cast	1	100.00%	<div></div>	0	0	0	0	1
Overvotes	0			0	0	0	0	0
Undervotes	0			0	0	0	0	0
Contest Totals	1			0	0	0	0	1

PCT LB 103

Justice, Supreme Court, Place 3

Vote For 1

	TOTAL	VOTE %		Election Day	Early Voting	Ballot By Mail	Provision al Ballots	Limited Ballots
REP Debra Lehrmann	0	0.00%	<div></div>	0	0	0	0	0
DEM Erin A. Nowell	1	100.00%	<div></div>	0	0	0	0	1
LIB Thomas Edward Oxford	0	0.00%	<div></div>	0	0	0	0	0
Total Votes Cast	1	100.00%	<div></div>	0	0	0	0	1
Overvotes	0			0	0	0	0	0
Undervotes	0			0	0	0	0	0
Contest Totals	1			0	0	0	0	1

Justice, Supreme Court, Place 5

Vote For 1

	TOTAL	VOTE %		Election Day	Early Voting	Ballot By Mail	Provision al Ballots	Limited Ballots
REP Rebeca Huddle	0	0.00%	<div></div>	0	0	0	0	0
DEM Amanda Reichel	1	100.00%	<div></div>	0	0	0	0	1
Total Votes Cast	1	100.00%	<div></div>	0	0	0	0	1
Overvotes	0			0	0	0	0	0
Undervotes	0			0	0	0	0	0
Contest Totals	1			0	0	0	0	1

Justice, Supreme Court, Place 9

Vote For 1

	TOTAL	VOTE %		Election Day	Early Voting	Ballot By Mail	Provision al Ballots	Limited Ballots
REP Evan Young	0	0.00%	<div></div>	0	0	0	0	0
DEM Julia Maldonado	1	100.00%	<div></div>	0	0	0	0	1
Total Votes Cast	1	100.00%	<div></div>	0	0	0	0	1
Overvotes	0			0	0	0	0	0
Undervotes	0			0	0	0	0	0
Contest Totals	1			0	0	0	0	1

Judge, Court of Criminal Appeals, Place 5

Vote For 1

	TOTAL	VOTE %		Election Day	Early Voting	Ballot By Mail	Provision al Ballots	Limited Ballots
REP Scott Walker	0	0.00%	<div></div>	0	0	0	0	0
DEM Dana Huffman	1	100.00%	<div></div>	0	0	0	0	1
Total Votes Cast	1	100.00%	<div></div>	0	0	0	0	1
Overvotes	0			0	0	0	0	0
Undervotes	0			0	0	0	0	0
Contest Totals	1			0	0	0	0	1

PCT LB 103

Judge, Court of Criminal Appeals, Place 6

Vote For 1

	TOTAL	VOTE %		Election Day	Early Voting	Ballot By Mail	Provision al Ballots	Limited Ballots
REP Jesse F. McClure, III	0	0.00%	<div></div>	0	0	0	0	0
DEM Robert Johnson	1	100.00%	<div></div>	0	0	0	0	1
Total Votes Cast	1	100.00%	<div></div>	0	0	0	0	1
Overvotes	0			0	0	0	0	0
Undervotes	0			0	0	0	0	0
Contest Totals	1			0	0	0	0	1

State Senator, District 2

Vote For 1

	TOTAL	VOTE %		Election Day	Early Voting	Ballot By Mail	Provision al Ballots	Limited Ballots
REP Bob Hall	0	0.00%	<div></div>	0	0	0	0	0
DEM Prince S. Giadolor	1	100.00%	<div></div>	0	0	0	0	1
Total Votes Cast	1	100.00%	<div></div>	0	0	0	0	1
Overvotes	0			0	0	0	0	0
Undervotes	0			0	0	0	0	0
Contest Totals	1			0	0	0	0	1

PCT LB 104

U. S. Representative, District 32

Vote For 1

	TOTAL	VOTE %		Election Day	Early Voting	Ballot By Mail	Provisional Ballots	Limited Ballots
REP Antonio Swad	2	40.00%	<div><div></div></div>	0	0	0	0	2
DEM Colin Allred	3	60.00%	<div><div></div></div>	0	0	0	0	3
Total Votes Cast	5	100.00%	<div><div></div></div>	0	0	0	0	5
Overvotes	0			0	0	0	0	0
Undervotes	0			0	0	0	0	0
Contest Totals	5			0	0	0	0	5

Governor

Vote For 1

	TOTAL	VOTE %		Election Day	Early Voting	Ballot By Mail	Provisional Ballots	Limited Ballots
REP Greg Abbott	2	40.00%	<div><div></div></div>	0	0	0	0	2
DEM Beto O'Rourke	3	60.00%	<div><div></div></div>	0	0	0	0	3
LIB Mark Tippetts	0	0.00%	<div><div></div></div>	0	0	0	0	0
GRN Delilah Barrios	0	0.00%	<div><div></div></div>	0	0	0	0	0
Write-In Totals	0	0.00%	<div><div></div></div>	0	0	0	0	0
Total Votes Cast	5	100.00%	<div><div></div></div>	0	0	0	0	5
Overvotes	0			0	0	0	0	0
Undervotes	0			0	0	0	0	0
Contest Totals	5			0	0	0	0	5

Lieutenant Governor

Vote For 1

	TOTAL	VOTE %		Election Day	Early Voting	Ballot By Mail	Provisional Ballots	Limited Ballots
REP Dan Patrick	2	40.00%	<div><div></div></div>	0	0	0	0	2
DEM Mike Collier	3	60.00%	<div><div></div></div>	0	0	0	0	3
LIB Shanna Steele	0	0.00%	<div><div></div></div>	0	0	0	0	0
Total Votes Cast	5	100.00%	<div><div></div></div>	0	0	0	0	5
Overvotes	0			0	0	0	0	0
Undervotes	0			0	0	0	0	0
Contest Totals	5			0	0	0	0	5

Attorney General

Vote For 1

	TOTAL	VOTE %		Election Day	Early Voting	Ballot By Mail	Provisional Ballots	Limited Ballots
REP Ken Paxton	2	40.00%	<div><div></div></div>	0	0	0	0	2
DEM Rochelle Mercedes Garza	3	60.00%	<div><div></div></div>	0	0	0	0	3
LIB Mark Ash	0	0.00%	<div><div></div></div>	0	0	0	0	0
Total Votes Cast	5	100.00%	<div><div></div></div>	0	0	0	0	5
Overvotes	0			0	0	0	0	0
Undervotes	0			0	0	0	0	0
Contest Totals	5			0	0	0	0	5

PCT LB 104

Comptroller of Public Accounts

Vote For 1

	TOTAL	VOTE %		Election Day	Early Voting	Ballot By Mail	Provisional Ballots	Limited Ballots
REP Glenn Hegar	2	40.00%	<div><div></div></div>	0	0	0	0	2
DEM Janet T. Dudding	3	60.00%	<div><div></div></div>	0	0	0	0	3
LIB V. Alonzo Echevarria-Garza	0	0.00%	<div><div></div></div>	0	0	0	0	0
Total Votes Cast	5	100.00%	<div><div></div></div>	0	0	0	0	5
Overvotes	0			0	0	0	0	0
Undervotes	0			0	0	0	0	0
Contest Totals	5			0	0	0	0	5

Commissioner of the General Land Office

Vote For 1

	TOTAL	VOTE %		Election Day	Early Voting	Ballot By Mail	Provisional Ballots	Limited Ballots
REP Dawn Buckingham	2	40.00%	<div><div></div></div>	0	0	0	0	2
DEM Jay Kleberg	3	60.00%	<div><div></div></div>	0	0	0	0	3
GRN Alfred Molison, Jr	0	0.00%	<div><div></div></div>	0	0	0	0	0
Write-In Totals	0	0.00%	<div><div></div></div>	0	0	0	0	0
Total Votes Cast	5	100.00%	<div><div></div></div>	0	0	0	0	5
Overvotes	0			0	0	0	0	0
Undervotes	0			0	0	0	0	0
Contest Totals	5			0	0	0	0	5

Commissioner of Agriculture

Vote For 1

	TOTAL	VOTE %		Election Day	Early Voting	Ballot By Mail	Provisional Ballots	Limited Ballots
REP Sid Miller	2	40.00%	<div><div></div></div>	0	0	0	0	2
DEM Susan Hays	3	60.00%	<div><div></div></div>	0	0	0	0	3
Total Votes Cast	5	100.00%	<div><div></div></div>	0	0	0	0	5
Overvotes	0			0	0	0	0	0
Undervotes	0			0	0	0	0	0
Contest Totals	5			0	0	0	0	5

Railroad Commissioner

Vote For 1

	TOTAL	VOTE %		Election Day	Early Voting	Ballot By Mail	Provisional Ballots	Limited Ballots
REP Wayne Christian	2	40.00%	<div><div></div></div>	0	0	0	0	2
DEM Luke Warford	3	60.00%	<div><div></div></div>	0	0	0	0	3
LIB Jaime Andres Diez	0	0.00%	<div><div></div></div>	0	0	0	0	0
GRN Hunter Wayne Crow	0	0.00%	<div><div></div></div>	0	0	0	0	0
Total Votes Cast	5	100.00%	<div><div></div></div>	0	0	0	0	5
Overvotes	0			0	0	0	0	0
Undervotes	0			0	0	0	0	0
Contest Totals	5			0	0	0	0	5

PCT LB 104

Justice, Supreme Court, Place 3

Vote For 1

	TOTAL	VOTE %		Election Day	Early Voting	Ballot By Mail	Provisional Ballots	Limited Ballots
REP Debra Lehrmann	2	40.00%	<div><div></div></div>	0	0	0	0	2
DEM Erin A. Nowell	3	60.00%	<div><div></div></div>	0	0	0	0	3
LIB Thomas Edward Oxford	0	0.00%	<div><div></div></div>	0	0	0	0	0
Total Votes Cast	5	100.00%	<div><div></div></div>	0	0	0	0	5
Overvotes	0			0	0	0	0	0
Undervotes	0			0	0	0	0	0
Contest Totals	5			0	0	0	0	5

Justice, Supreme Court, Place 5

Vote For 1

	TOTAL	VOTE %		Election Day	Early Voting	Ballot By Mail	Provisional Ballots	Limited Ballots
REP Rebeca Huddle	2	40.00%	<div><div></div></div>	0	0	0	0	2
DEM Amanda Reichel	3	60.00%	<div><div></div></div>	0	0	0	0	3
Total Votes Cast	5	100.00%	<div><div></div></div>	0	0	0	0	5
Overvotes	0			0	0	0	0	0
Undervotes	0			0	0	0	0	0
Contest Totals	5			0	0	0	0	5

Justice, Supreme Court, Place 9

Vote For 1

	TOTAL	VOTE %		Election Day	Early Voting	Ballot By Mail	Provisional Ballots	Limited Ballots
REP Evan Young	2	40.00%	<div><div></div></div>	0	0	0	0	2
DEM Julia Maldonado	3	60.00%	<div><div></div></div>	0	0	0	0	3
Total Votes Cast	5	100.00%	<div><div></div></div>	0	0	0	0	5
Overvotes	0			0	0	0	0	0
Undervotes	0			0	0	0	0	0
Contest Totals	5			0	0	0	0	5

Judge, Court of Criminal Appeals, Place 5

Vote For 1

	TOTAL	VOTE %		Election Day	Early Voting	Ballot By Mail	Provisional Ballots	Limited Ballots
REP Scott Walker	2	40.00%	<div><div></div></div>	0	0	0	0	2
DEM Dana Huffman	3	60.00%	<div><div></div></div>	0	0	0	0	3
Total Votes Cast	5	100.00%	<div><div></div></div>	0	0	0	0	5
Overvotes	0			0	0	0	0	0
Undervotes	0			0	0	0	0	0
Contest Totals	5			0	0	0	0	5

PCT LB 104

Judge, Court of Criminal Appeals, Place 6

Vote For 1

	TOTAL	VOTE %		Election Day	Early Voting	Ballot By Mail	Provision al Ballots	Limited Ballots
REP Jesse F. McClure, III	2	40.00%	<div><div></div></div>	0	0	0	0	2
DEM Robert Johnson	3	60.00%	<div><div></div></div>	0	0	0	0	3
Total Votes Cast	5	100.00%	<div><div></div></div>	0	0	0	0	5
Overvotes	0			0	0	0	0	0
Undervotes	0			0	0	0	0	0
Contest Totals	5			0	0	0	0	5

State Senator, District 8

Vote For 1

	TOTAL	VOTE %		Election Day	Early Voting	Ballot By Mail	Provision al Ballots	Limited Ballots
REP Angela Paxton	0			0	0	0	0	0
DEM Jonathan Cocks	0			0	0	0	0	0
LIB Edward Kless	0			0	0	0	0	0
Total Votes Cast	0			0	0	0	0	0
Overvotes	0			0	0	0	0	0
Undervotes	5			0	0	0	0	5
Contest Totals	5			0	0	0	0	5

PCT LB 105

U. S. Representative, District 4

Vote For 1

	TOTAL	VOTE %		Election Day	Early Voting	Ballot By Mail	Provisional Ballots	Limited Ballots
REP Pat Fallon	6	66.67%	<div><div></div></div>	0	0	0	0	6
DEM Iro Omere	3	33.33%	<div><div></div></div>	0	0	0	0	3
LIB John Simmons	0	0.00%	<div><div></div></div>	0	0	0	0	0
Total Votes Cast	9	100.00%	<div><div></div></div>	0	0	0	0	9
Overvotes	0			0	0	0	0	0
Undervotes	7			0	0	0	0	7
Contest Totals	16			0	0	0	0	16

Governor

Vote For 1

	TOTAL	VOTE %		Election Day	Early Voting	Ballot By Mail	Provisional Ballots	Limited Ballots
REP Greg Abbott	9	56.25%	<div><div></div></div>	0	0	0	0	9
DEM Beto O'Rourke	6	37.50%	<div><div></div></div>	0	0	0	0	6
LIB Mark Tippetts	1	6.25%	<div><div></div></div>	0	0	0	0	1
GRN Delilah Barrios	0	0.00%	<div><div></div></div>	0	0	0	0	0
Write-In Totals	0	0.00%	<div><div></div></div>	0	0	0	0	0
Total Votes Cast	16	100.00%	<div><div></div></div>	0	0	0	0	16
Overvotes	0			0	0	0	0	0
Undervotes	0			0	0	0	0	0
Contest Totals	16			0	0	0	0	16

Lieutenant Governor

Vote For 1

	TOTAL	VOTE %		Election Day	Early Voting	Ballot By Mail	Provisional Ballots	Limited Ballots
REP Dan Patrick	9	56.25%	<div><div></div></div>	0	0	0	0	9
DEM Mike Collier	6	37.50%	<div><div></div></div>	0	0	0	0	6
LIB Shanna Steele	1	6.25%	<div><div></div></div>	0	0	0	0	1
Total Votes Cast	16	100.00%	<div><div></div></div>	0	0	0	0	16
Overvotes	0			0	0	0	0	0
Undervotes	0			0	0	0	0	0
Contest Totals	16			0	0	0	0	16

Attorney General

Vote For 1

	TOTAL	VOTE %		Election Day	Early Voting	Ballot By Mail	Provisional Ballots	Limited Ballots
REP Ken Paxton	9	56.25%	<div><div></div></div>	0	0	0	0	9
DEM Rochelle Mercedes Garza	6	37.50%	<div><div></div></div>	0	0	0	0	6
LIB Mark Ash	1	6.25%	<div><div></div></div>	0	0	0	0	1
Total Votes Cast	16	100.00%	<div><div></div></div>	0	0	0	0	16
Overvotes	0			0	0	0	0	0
Undervotes	0			0	0	0	0	0
Contest Totals	16			0	0	0	0	16

PCT LB 105

Comptroller of Public Accounts

Vote For 1

	TOTAL	VOTE %		Election Day	Early Voting	Ballot By Mail	Provisional Ballots	Limited Ballots
REP Glenn Hegar	9	56.25%	<div><div></div></div>	0	0	0	0	9
DEM Janet T. Dudding	6	37.50%	<div><div></div></div>	0	0	0	0	6
LIB V. Alonzo Echevarria-Garza	1	6.25%	<div><div></div></div>	0	0	0	0	1
Total Votes Cast	16	100.00%	<div><div></div></div>	0	0	0	0	16
Overvotes	0			0	0	0	0	0
Undervotes	0			0	0	0	0	0
Contest Totals	16			0	0	0	0	16

Commissioner of the General Land Office

Vote For 1

	TOTAL	VOTE %		Election Day	Early Voting	Ballot By Mail	Provisional Ballots	Limited Ballots
REP Dawn Buckingham	9	56.25%	<div><div></div></div>	0	0	0	0	9
DEM Jay Kleberg	7	43.75%	<div><div></div></div>	0	0	0	0	7
GRN Alfred Molison, Jr	0	0.00%	<div><div></div></div>	0	0	0	0	0
Write-In Totals	0	0.00%	<div><div></div></div>	0	0	0	0	0
Total Votes Cast	16	100.00%	<div><div></div></div>	0	0	0	0	16
Overvotes	0			0	0	0	0	0
Undervotes	0			0	0	0	0	0
Contest Totals	16			0	0	0	0	16

Commissioner of Agriculture

Vote For 1

	TOTAL	VOTE %		Election Day	Early Voting	Ballot By Mail	Provisional Ballots	Limited Ballots
REP Sid Miller	10	62.50%	<div><div></div></div>	0	0	0	0	10
DEM Susan Hays	6	37.50%	<div><div></div></div>	0	0	0	0	6
Total Votes Cast	16	100.00%	<div><div></div></div>	0	0	0	0	16
Overvotes	0			0	0	0	0	0
Undervotes	0			0	0	0	0	0
Contest Totals	16			0	0	0	0	16

Railroad Commissioner

Vote For 1

	TOTAL	VOTE %		Election Day	Early Voting	Ballot By Mail	Provisional Ballots	Limited Ballots
REP Wayne Christian	9	56.25%	<div><div></div></div>	0	0	0	0	9
DEM Luke Warford	6	37.50%	<div><div></div></div>	0	0	0	0	6
LIB Jaime Andres Diez	1	6.25%	<div><div></div></div>	0	0	0	0	1
GRN Hunter Wayne Crow	0	0.00%	<div><div></div></div>	0	0	0	0	0
Total Votes Cast	16	100.00%	<div><div></div></div>	0	0	0	0	16
Overvotes	0			0	0	0	0	0
Undervotes	0			0	0	0	0	0
Contest Totals	16			0	0	0	0	16

PCT LB 105

Justice, Supreme Court, Place 3

Vote For 1

	TOTAL	VOTE %		Election Day	Early Voting	Ballot By Mail	Provisional Ballots	Limited Ballots
REP Debra Lehrmann	9	56.25%	<div><div></div></div>	0	0	0	0	9
DEM Erin A. Nowell	6	37.50%	<div><div></div></div>	0	0	0	0	6
LIB Thomas Edward Oxford	1	6.25%	<div><div></div></div>	0	0	0	0	1
Total Votes Cast	16	100.00%	<div><div></div></div>	0	0	0	0	16
Overvotes	0			0	0	0	0	0
Undervotes	0			0	0	0	0	0
Contest Totals	16			0	0	0	0	16

Justice, Supreme Court, Place 5

Vote For 1

	TOTAL	VOTE %		Election Day	Early Voting	Ballot By Mail	Provisional Ballots	Limited Ballots
REP Rebeca Huddle	9	56.25%	<div><div></div></div>	0	0	0	0	9
DEM Amanda Reichel	7	43.75%	<div><div></div></div>	0	0	0	0	7
Total Votes Cast	16	100.00%	<div><div></div></div>	0	0	0	0	16
Overvotes	0			0	0	0	0	0
Undervotes	0			0	0	0	0	0
Contest Totals	16			0	0	0	0	16

Justice, Supreme Court, Place 9

Vote For 1

	TOTAL	VOTE %		Election Day	Early Voting	Ballot By Mail	Provisional Ballots	Limited Ballots
REP Evan Young	9	56.25%	<div><div></div></div>	0	0	0	0	9
DEM Julia Maldonado	7	43.75%	<div><div></div></div>	0	0	0	0	7
Total Votes Cast	16	100.00%	<div><div></div></div>	0	0	0	0	16
Overvotes	0			0	0	0	0	0
Undervotes	0			0	0	0	0	0
Contest Totals	16			0	0	0	0	16

Judge, Court of Criminal Appeals, Place 5

Vote For 1

	TOTAL	VOTE %		Election Day	Early Voting	Ballot By Mail	Provisional Ballots	Limited Ballots
REP Scott Walker	8	53.33%	<div><div></div></div>	0	0	0	0	8
DEM Dana Huffman	7	46.67%	<div><div></div></div>	0	0	0	0	7
Total Votes Cast	15	100.00%	<div><div></div></div>	0	0	0	0	15
Overvotes	0			0	0	0	0	0
Undervotes	1			0	0	0	0	1
Contest Totals	16			0	0	0	0	16

PCT LB 105

Judge, Court of Criminal Appeals, Place 6

Vote For 1

	TOTAL	VOTE %		Election Day	Early Voting	Ballot By Mail	Provision al Ballots	Limited Ballots
REP Jesse F. McClure, III	9	56.25%	<div><div></div></div>	0	0	0	0	9
DEM Robert Johnson	7	43.75%	<div><div></div></div>	0	0	0	0	7
Total Votes Cast	16	100.00%	<div><div></div></div>	0	0	0	0	16
Overvotes	0			0	0	0	0	0
Undervotes	0			0	0	0	0	0
Contest Totals	16			0	0	0	0	16

PCT LB 106

U. S. Representative, District 32

Vote For 1

	TOTAL	VOTE %	Election Day	Early Voting	Ballot By Mail	Provision al Ballots	Limited Ballots
REP Antonio Swad	0		0	0	0	0	0
DEM Colin Allred	0		0	0	0	0	0
Total Votes Cast	0		0	0	0	0	0
Overvotes	0		0	0	0	0	0
Undervotes	0		0	0	0	0	0
Contest Totals	0		0	0	0	0	0

Governor

Vote For 1

	TOTAL	VOTE %	Election Day	Early Voting	Ballot By Mail	Provision al Ballots	Limited Ballots
REP Greg Abbott	0		0	0	0	0	0
DEM Beto O'Rourke	0		0	0	0	0	0
LIB Mark Tippetts	0		0	0	0	0	0
GRN Delilah Barrios	0		0	0	0	0	0
Write-In Totals	0		0	0	0	0	0
Total Votes Cast	0		0	0	0	0	0
Overvotes	0		0	0	0	0	0
Undervotes	0		0	0	0	0	0
Contest Totals	0		0	0	0	0	0

Lieutenant Governor

Vote For 1

	TOTAL	VOTE %	Election Day	Early Voting	Ballot By Mail	Provision al Ballots	Limited Ballots
REP Dan Patrick	0		0	0	0	0	0
DEM Mike Collier	0		0	0	0	0	0
LIB Shanna Steele	0		0	0	0	0	0
Total Votes Cast	0		0	0	0	0	0
Overvotes	0		0	0	0	0	0
Undervotes	0		0	0	0	0	0
Contest Totals	0		0	0	0	0	0

Attorney General

Vote For 1

	TOTAL	VOTE %	Election Day	Early Voting	Ballot By Mail	Provision al Ballots	Limited Ballots
REP Ken Paxton	0		0	0	0	0	0
DEM Rochelle Mercedes Garza	0		0	0	0	0	0
LIB Mark Ash	0		0	0	0	0	0
Total Votes Cast	0		0	0	0	0	0
Overvotes	0		0	0	0	0	0
Undervotes	0		0	0	0	0	0
Contest Totals	0		0	0	0	0	0

PCT LB 106

Comptroller of Public Accounts

Vote For 1

	TOTAL	VOTE %	Election Day	Early Voting	Ballot By Mail	Provision al Ballots	Limited Ballots
REP Glenn Hegar	0		0	0	0	0	0
DEM Janet T. Dudding	0		0	0	0	0	0
LIB V. Alonzo Echevarria-Garza	0		0	0	0	0	0
Total Votes Cast	0		0	0	0	0	0
Overvotes	0		0	0	0	0	0
Undervotes	0		0	0	0	0	0
Contest Totals	0		0	0	0	0	0

Commissioner of the General Land Office

Vote For 1

	TOTAL	VOTE %	Election Day	Early Voting	Ballot By Mail	Provision al Ballots	Limited Ballots
REP Dawn Buckingham	0		0	0	0	0	0
DEM Jay Kleberg	0		0	0	0	0	0
GRN Alfred Molison, Jr	0		0	0	0	0	0
Write-In Totals	0		0	0	0	0	0
Total Votes Cast	0		0	0	0	0	0
Overvotes	0		0	0	0	0	0
Undervotes	0		0	0	0	0	0
Contest Totals	0		0	0	0	0	0

Commissioner of Agriculture

Vote For 1

	TOTAL	VOTE %	Election Day	Early Voting	Ballot By Mail	Provision al Ballots	Limited Ballots
REP Sid Miller	0		0	0	0	0	0
DEM Susan Hays	0		0	0	0	0	0
Total Votes Cast	0		0	0	0	0	0
Overvotes	0		0	0	0	0	0
Undervotes	0		0	0	0	0	0
Contest Totals	0		0	0	0	0	0

Railroad Commissioner

Vote For 1

	TOTAL	VOTE %	Election Day	Early Voting	Ballot By Mail	Provision al Ballots	Limited Ballots
REP Wayne Christian	0		0	0	0	0	0
DEM Luke Warford	0		0	0	0	0	0
LIB Jaime Andres Diez	0		0	0	0	0	0
GRN Hunter Wayne Crow	0		0	0	0	0	0
Total Votes Cast	0		0	0	0	0	0
Overvotes	0		0	0	0	0	0
Undervotes	0		0	0	0	0	0
Contest Totals	0		0	0	0	0	0

PCT LB 106

Justice, Supreme Court, Place 3

Vote For 1

	TOTAL	VOTE %	Election Day	Early Voting	Ballot By Mail	Provision al Ballots	Limited Ballots
REP Debra Lehrmann	0		0	0	0	0	0
DEM Erin A. Nowell	0		0	0	0	0	0
LIB Thomas Edward Oxford	0		0	0	0	0	0
Total Votes Cast	0		0	0	0	0	0
Overvotes	0		0	0	0	0	0
Undervotes	0		0	0	0	0	0
Contest Totals	0		0	0	0	0	0

Justice, Supreme Court, Place 5

Vote For 1

	TOTAL	VOTE %	Election Day	Early Voting	Ballot By Mail	Provision al Ballots	Limited Ballots
REP Rebeca Huddle	0		0	0	0	0	0
DEM Amanda Reichek	0		0	0	0	0	0
Total Votes Cast	0		0	0	0	0	0
Overvotes	0		0	0	0	0	0
Undervotes	0		0	0	0	0	0
Contest Totals	0		0	0	0	0	0

Justice, Supreme Court, Place 9

Vote For 1

	TOTAL	VOTE %	Election Day	Early Voting	Ballot By Mail	Provision al Ballots	Limited Ballots
REP Evan Young	0		0	0	0	0	0
DEM Julia Maldonado	0		0	0	0	0	0
Total Votes Cast	0		0	0	0	0	0
Overvotes	0		0	0	0	0	0
Undervotes	0		0	0	0	0	0
Contest Totals	0		0	0	0	0	0

Judge, Court of Criminal Appeals, Place 5

Vote For 1

	TOTAL	VOTE %	Election Day	Early Voting	Ballot By Mail	Provision al Ballots	Limited Ballots
REP Scott Walker	0		0	0	0	0	0
DEM Dana Huffman	0		0	0	0	0	0
Total Votes Cast	0		0	0	0	0	0
Overvotes	0		0	0	0	0	0
Undervotes	0		0	0	0	0	0
Contest Totals	0		0	0	0	0	0

PCT LB 106

Judge, Court of Criminal Appeals, Place 6

Vote For 1

	TOTAL	VOTE %	Election Day	Early Voting	Ballot By Mail	Provision al Ballots	Limited Ballots
REP Jesse F. McClure, III	0		0	0	0	0	0
DEM Robert Johnson	0		0	0	0	0	0
Total Votes Cast	0		0	0	0	0	0
Overvotes	0		0	0	0	0	0
Undervotes	0		0	0	0	0	0
Contest Totals	0		0	0	0	0	0

State Senator, District 2

Vote For 1

	TOTAL	VOTE %	Election Day	Early Voting	Ballot By Mail	Provision al Ballots	Limited Ballots
REP Bob Hall	0		0	0	0	0	0
DEM Prince S. Giadolor	0		0	0	0	0	0
Total Votes Cast	0		0	0	0	0	0
Overvotes	0		0	0	0	0	0
Undervotes	0		0	0	0	0	0
Contest Totals	0		0	0	0	0	0

State Representative, District 33

Vote For 1

	TOTAL	VOTE %	Election Day	Early Voting	Ballot By Mail	Provision al Ballots	Limited Ballots
REP Justin Holland	0		0	0	0	0	0
DEM Graeson Lynskey	0		0	0	0	0	0
Total Votes Cast	0		0	0	0	0	0
Overvotes	0		0	0	0	0	0
Undervotes	0		0	0	0	0	0
Contest Totals	0		0	0	0	0	0

PCT LB 107

U. S. Representative, District 32

Vote For 1

	TOTAL	VOTE %		Election Day	Early Voting	Ballot By Mail	Provisional Ballots	Limited Ballots
REP Antonio Swad	0	0.00%	<div></div>	0	0	0	0	0
DEM Colin Allred	2	100.00%	<div></div>	1	0	0	0	1
Total Votes Cast	2	100.00%	<div></div>	1	0	0	0	1
Overvotes	0			0	0	0	0	0
Undervotes	0			0	0	0	0	0
Contest Totals	2			1	0	0	0	1

Governor

Vote For 1

	TOTAL	VOTE %		Election Day	Early Voting	Ballot By Mail	Provisional Ballots	Limited Ballots
REP Greg Abbott	0	0.00%	<div></div>	0	0	0	0	0
DEM Beto O'Rourke	2	100.00%	<div></div>	1	0	0	0	1
LIB Mark Tippetts	0	0.00%	<div></div>	0	0	0	0	0
GRN Delilah Barrios	0	0.00%	<div></div>	0	0	0	0	0
Write-In Totals	0	0.00%	<div></div>	0	0	0	0	0
Total Votes Cast	2	100.00%	<div></div>	1	0	0	0	1
Overvotes	0			0	0	0	0	0
Undervotes	0			0	0	0	0	0
Contest Totals	2			1	0	0	0	1

Lieutenant Governor

Vote For 1

	TOTAL	VOTE %		Election Day	Early Voting	Ballot By Mail	Provisional Ballots	Limited Ballots
REP Dan Patrick	0	0.00%	<div></div>	0	0	0	0	0
DEM Mike Collier	2	100.00%	<div></div>	1	0	0	0	1
LIB Shanna Steele	0	0.00%	<div></div>	0	0	0	0	0
Total Votes Cast	2	100.00%	<div></div>	1	0	0	0	1
Overvotes	0			0	0	0	0	0
Undervotes	0			0	0	0	0	0
Contest Totals	2			1	0	0	0	1

Attorney General

Vote For 1

	TOTAL	VOTE %		Election Day	Early Voting	Ballot By Mail	Provisional Ballots	Limited Ballots
REP Ken Paxton	0	0.00%	<div></div>	0	0	0	0	0
DEM Rochelle Mercedes Garza	2	100.00%	<div></div>	1	0	0	0	1
LIB Mark Ash	0	0.00%	<div></div>	0	0	0	0	0
Total Votes Cast	2	100.00%	<div></div>	1	0	0	0	1
Overvotes	0			0	0	0	0	0
Undervotes	0			0	0	0	0	0
Contest Totals	2			1	0	0	0	1

PCT LB 107

Comptroller of Public Accounts

Vote For 1

	TOTAL	VOTE %		Election Day	Early Voting	Ballot By Mail	Provisional Ballots	Limited Ballots
REP Glenn Hegar	0	0.00%	<div></div>	0	0	0	0	0
DEM Janet T. Dudding	2	100.00%	<div></div>	1	0	0	0	1
LIB V. Alonzo Echevarria-Garza	0	0.00%	<div></div>	0	0	0	0	0
Total Votes Cast	2	100.00%	<div></div>	1	0	0	0	1
Overvotes	0			0	0	0	0	0
Undervotes	0			0	0	0	0	0
Contest Totals	2			1	0	0	0	1

Commissioner of the General Land Office

Vote For 1

	TOTAL	VOTE %		Election Day	Early Voting	Ballot By Mail	Provisional Ballots	Limited Ballots
REP Dawn Buckingham	0	0.00%	<div></div>	0	0	0	0	0
DEM Jay Kleberg	2	100.00%	<div></div>	1	0	0	0	1
GRN Alfred Molison, Jr	0	0.00%	<div></div>	0	0	0	0	0
Write-In Totals	0	0.00%	<div></div>	0	0	0	0	0
Total Votes Cast	2	100.00%	<div></div>	1	0	0	0	1
Overvotes	0			0	0	0	0	0
Undervotes	0			0	0	0	0	0
Contest Totals	2			1	0	0	0	1

Commissioner of Agriculture

Vote For 1

	TOTAL	VOTE %		Election Day	Early Voting	Ballot By Mail	Provisional Ballots	Limited Ballots
REP Sid Miller	0	0.00%	<div></div>	0	0	0	0	0
DEM Susan Hays	1	100.00%	<div></div>	0	0	0	0	1
Total Votes Cast	1	100.00%	<div></div>	0	0	0	0	1
Overvotes	0			0	0	0	0	0
Undervotes	1			1	0	0	0	0
Contest Totals	2			1	0	0	0	1

Railroad Commissioner

Vote For 1

	TOTAL	VOTE %		Election Day	Early Voting	Ballot By Mail	Provisional Ballots	Limited Ballots
REP Wayne Christian	0	0.00%	<div></div>	0	0	0	0	0
DEM Luke Warford	2	100.00%	<div></div>	1	0	0	0	1
LIB Jaime Andres Diez	0	0.00%	<div></div>	0	0	0	0	0
GRN Hunter Wayne Crow	0	0.00%	<div></div>	0	0	0	0	0
Total Votes Cast	2	100.00%	<div></div>	1	0	0	0	1
Overvotes	0			0	0	0	0	0
Undervotes	0			0	0	0	0	0
Contest Totals	2			1	0	0	0	1

PCT LB 107

Justice, Supreme Court, Place 3

Vote For 1

	TOTAL	VOTE %		Election Day	Early Voting	Ballot By Mail	Provision al Ballots	Limited Ballots
REP Debra Lehrmann	0	0.00%	<div></div>	0	0	0	0	0
DEM Erin A. Nowell	2	100.00%	<div></div>	1	0	0	0	1
LIB Thomas Edward Oxford	0	0.00%	<div></div>	0	0	0	0	0
Total Votes Cast	2	100.00%	<div></div>	1	0	0	0	1
Overvotes	0			0	0	0	0	0
Undervotes	0			0	0	0	0	0
Contest Totals	2			1	0	0	0	1

Justice, Supreme Court, Place 5

Vote For 1

	TOTAL	VOTE %		Election Day	Early Voting	Ballot By Mail	Provision al Ballots	Limited Ballots
REP Rebeca Huddle	0	0.00%	<div></div>	0	0	0	0	0
DEM Amanda Reichel	2	100.00%	<div></div>	1	0	0	0	1
Total Votes Cast	2	100.00%	<div></div>	1	0	0	0	1
Overvotes	0			0	0	0	0	0
Undervotes	0			0	0	0	0	0
Contest Totals	2			1	0	0	0	1

Justice, Supreme Court, Place 9

Vote For 1

	TOTAL	VOTE %		Election Day	Early Voting	Ballot By Mail	Provision al Ballots	Limited Ballots
REP Evan Young	0	0.00%	<div></div>	0	0	0	0	0
DEM Julia Maldonado	2	100.00%	<div></div>	1	0	0	0	1
Total Votes Cast	2	100.00%	<div></div>	1	0	0	0	1
Overvotes	0			0	0	0	0	0
Undervotes	0			0	0	0	0	0
Contest Totals	2			1	0	0	0	1

Judge, Court of Criminal Appeals, Place 5

Vote For 1

	TOTAL	VOTE %		Election Day	Early Voting	Ballot By Mail	Provision al Ballots	Limited Ballots
REP Scott Walker	0	0.00%	<div></div>	0	0	0	0	0
DEM Dana Huffman	2	100.00%	<div></div>	1	0	0	0	1
Total Votes Cast	2	100.00%	<div></div>	1	0	0	0	1
Overvotes	0			0	0	0	0	0
Undervotes	0			0	0	0	0	0
Contest Totals	2			1	0	0	0	1

PCT LB 107

Judge, Court of Criminal Appeals, Place 6

Vote For 1

	TOTAL	VOTE %		Election Day	Early Voting	Ballot By Mail	Provision al Ballots	Limited Ballots
REP Jesse F. McClure, III	0	0.00%	<div></div>	0	0	0	0	0
DEM Robert Johnson	2	100.00%	<div></div>	1	0	0	0	1
Total Votes Cast	2	100.00%	<div></div>	1	0	0	0	1
Overvotes	0			0	0	0	0	0
Undervotes	0			0	0	0	0	0
Contest Totals	2			1	0	0	0	1

State Senator, District 2

Vote For 1

	TOTAL	VOTE %		Election Day	Early Voting	Ballot By Mail	Provision al Ballots	Limited Ballots
REP Bob Hall	1	50.00%	<div></div>	1	0	0	0	0
DEM Prince S. Giadolor	1	50.00%	<div></div>	0	0	0	0	1
Total Votes Cast	2	100.00%	<div></div>	1	0	0	0	1
Overvotes	0			0	0	0	0	0
Undervotes	0			0	0	0	0	0
Contest Totals	2			1	0	0	0	1

PCT LB 108

U. S. Representative District 3

Vote For 1

	TOTAL	VOTE %	Election Day	Early Voting	Ballot By Mail	Provision al Ballots	Limited Ballots
REP Keith Self	0		0	0	0	0	0
DEM Sandeep Srivastava	0		0	0	0	0	0
LIB Christopher Claytor	0		0	0	0	0	0
Total Votes Cast	0		0	0	0	0	0
Overvotes	0		0	0	0	0	0
Undervotes	0		0	0	0	0	0
Contest Totals	0		0	0	0	0	0

Governor

Vote For 1

	TOTAL	VOTE %	Election Day	Early Voting	Ballot By Mail	Provision al Ballots	Limited Ballots
REP Greg Abbott	0		0	0	0	0	0
DEM Beto O'Rourke	0		0	0	0	0	0
LIB Mark Tippetts	0		0	0	0	0	0
GRN Delilah Barrios	0		0	0	0	0	0
Write-In Totals	0		0	0	0	0	0
Total Votes Cast	0		0	0	0	0	0
Overvotes	0		0	0	0	0	0
Undervotes	0		0	0	0	0	0
Contest Totals	0		0	0	0	0	0

Lieutenant Governor

Vote For 1

	TOTAL	VOTE %	Election Day	Early Voting	Ballot By Mail	Provision al Ballots	Limited Ballots
REP Dan Patrick	0		0	0	0	0	0
DEM Mike Collier	0		0	0	0	0	0
LIB Shanna Steele	0		0	0	0	0	0
Total Votes Cast	0		0	0	0	0	0
Overvotes	0		0	0	0	0	0
Undervotes	0		0	0	0	0	0
Contest Totals	0		0	0	0	0	0

Attorney General

Vote For 1

	TOTAL	VOTE %	Election Day	Early Voting	Ballot By Mail	Provision al Ballots	Limited Ballots
REP Ken Paxton	0		0	0	0	0	0
DEM Rochelle Mercedes Garza	0		0	0	0	0	0
LIB Mark Ash	0		0	0	0	0	0
Total Votes Cast	0		0	0	0	0	0
Overvotes	0		0	0	0	0	0
Undervotes	0		0	0	0	0	0
Contest Totals	0		0	0	0	0	0

PCT LB 108

Comptroller of Public Accounts

Vote For 1

	TOTAL	VOTE %	Election Day	Early Voting	Ballot By Mail	Provision al Ballots	Limited Ballots
REP Glenn Hegar	0		0	0	0	0	0
DEM Janet T. Dudding	0		0	0	0	0	0
LIB V. Alonzo Echevarria-Garza	0		0	0	0	0	0
Total Votes Cast	0		0	0	0	0	0
Overvotes	0		0	0	0	0	0
Undervotes	0		0	0	0	0	0
Contest Totals	0		0	0	0	0	0

Commissioner of the General Land Office

Vote For 1

	TOTAL	VOTE %	Election Day	Early Voting	Ballot By Mail	Provision al Ballots	Limited Ballots
REP Dawn Buckingham	0		0	0	0	0	0
DEM Jay Kleberg	0		0	0	0	0	0
GRN Alfred Molison, Jr	0		0	0	0	0	0
Write-In Totals	0		0	0	0	0	0
Total Votes Cast	0		0	0	0	0	0
Overvotes	0		0	0	0	0	0
Undervotes	0		0	0	0	0	0
Contest Totals	0		0	0	0	0	0

Commissioner of Agriculture

Vote For 1

	TOTAL	VOTE %	Election Day	Early Voting	Ballot By Mail	Provision al Ballots	Limited Ballots
REP Sid Miller	0		0	0	0	0	0
DEM Susan Hays	0		0	0	0	0	0
Total Votes Cast	0		0	0	0	0	0
Overvotes	0		0	0	0	0	0
Undervotes	0		0	0	0	0	0
Contest Totals	0		0	0	0	0	0

Railroad Commissioner

Vote For 1

	TOTAL	VOTE %	Election Day	Early Voting	Ballot By Mail	Provision al Ballots	Limited Ballots
REP Wayne Christian	0		0	0	0	0	0
DEM Luke Warford	0		0	0	0	0	0
LIB Jaime Andres Diez	0		0	0	0	0	0
GRN Hunter Wayne Crow	0		0	0	0	0	0
Total Votes Cast	0		0	0	0	0	0
Overvotes	0		0	0	0	0	0
Undervotes	0		0	0	0	0	0
Contest Totals	0		0	0	0	0	0

PCT LB 108

Justice, Supreme Court, Place 3

Vote For 1

	TOTAL	VOTE %	Election Day	Early Voting	Ballot By Mail	Provision al Ballots	Limited Ballots
REP Debra Lehrmann	0		0	0	0	0	0
DEM Erin A. Nowell	0		0	0	0	0	0
LIB Thomas Edward Oxford	0		0	0	0	0	0
Total Votes Cast	0		0	0	0	0	0
Overvotes	0		0	0	0	0	0
Undervotes	0		0	0	0	0	0
Contest Totals	0		0	0	0	0	0

Justice, Supreme Court, Place 5

Vote For 1

	TOTAL	VOTE %	Election Day	Early Voting	Ballot By Mail	Provision al Ballots	Limited Ballots
REP Rebeca Huddle	0		0	0	0	0	0
DEM Amanda Reichek	0		0	0	0	0	0
Total Votes Cast	0		0	0	0	0	0
Overvotes	0		0	0	0	0	0
Undervotes	0		0	0	0	0	0
Contest Totals	0		0	0	0	0	0

Justice, Supreme Court, Place 9

Vote For 1

	TOTAL	VOTE %	Election Day	Early Voting	Ballot By Mail	Provision al Ballots	Limited Ballots
REP Evan Young	0		0	0	0	0	0
DEM Julia Maldonado	0		0	0	0	0	0
Total Votes Cast	0		0	0	0	0	0
Overvotes	0		0	0	0	0	0
Undervotes	0		0	0	0	0	0
Contest Totals	0		0	0	0	0	0

Judge, Court of Criminal Appeals, Place 5

Vote For 1

	TOTAL	VOTE %	Election Day	Early Voting	Ballot By Mail	Provision al Ballots	Limited Ballots
REP Scott Walker	0		0	0	0	0	0
DEM Dana Huffman	0		0	0	0	0	0
Total Votes Cast	0		0	0	0	0	0
Overvotes	0		0	0	0	0	0
Undervotes	0		0	0	0	0	0
Contest Totals	0		0	0	0	0	0

PCT LB 108

Judge, Court of Criminal Appeals, Place 6

Vote For 1

	TOTAL	VOTE %	Election Day	Early Voting	Ballot By Mail	Provision al Ballots	Limited Ballots
REP Jesse F. McClure, III	0		0	0	0	0	0
DEM Robert Johnson	0		0	0	0	0	0
Total Votes Cast	0		0	0	0	0	0
Overvotes	0		0	0	0	0	0
Undervotes	0		0	0	0	0	0
Contest Totals	0		0	0	0	0	0

PCT LB 109

U. S. Representative District 3

Vote For 1

	TOTAL	VOTE %	Election Day	Early Voting	Ballot By Mail	Provision al Ballots	Limited Ballots
REP Keith Self	0		0	0	0	0	0
DEM Sandeep Srivastava	0		0	0	0	0	0
LIB Christopher Claytor	0		0	0	0	0	0
Total Votes Cast	0		0	0	0	0	0
Overvotes	0		0	0	0	0	0
Undervotes	0		0	0	0	0	0
Contest Totals	0		0	0	0	0	0

Governor

Vote For 1

	TOTAL	VOTE %	Election Day	Early Voting	Ballot By Mail	Provision al Ballots	Limited Ballots
REP Greg Abbott	0		0	0	0	0	0
DEM Beto O'Rourke	0		0	0	0	0	0
LIB Mark Tippetts	0		0	0	0	0	0
GRN Delilah Barrios	0		0	0	0	0	0
Write-In Totals	0		0	0	0	0	0
Total Votes Cast	0		0	0	0	0	0
Overvotes	0		0	0	0	0	0
Undervotes	0		0	0	0	0	0
Contest Totals	0		0	0	0	0	0

Lieutenant Governor

Vote For 1

	TOTAL	VOTE %	Election Day	Early Voting	Ballot By Mail	Provision al Ballots	Limited Ballots
REP Dan Patrick	0		0	0	0	0	0
DEM Mike Collier	0		0	0	0	0	0
LIB Shanna Steele	0		0	0	0	0	0
Total Votes Cast	0		0	0	0	0	0
Overvotes	0		0	0	0	0	0
Undervotes	0		0	0	0	0	0
Contest Totals	0		0	0	0	0	0

Attorney General

Vote For 1

	TOTAL	VOTE %	Election Day	Early Voting	Ballot By Mail	Provision al Ballots	Limited Ballots
REP Ken Paxton	0		0	0	0	0	0
DEM Rochelle Mercedes Garza	0		0	0	0	0	0
LIB Mark Ash	0		0	0	0	0	0
Total Votes Cast	0		0	0	0	0	0
Overvotes	0		0	0	0	0	0
Undervotes	0		0	0	0	0	0
Contest Totals	0		0	0	0	0	0

PCT LB 109

Comptroller of Public Accounts

Vote For 1

	TOTAL	VOTE %	Election Day	Early Voting	Ballot By Mail	Provision al Ballots	Limited Ballots
REP Glenn Hegar	0		0	0	0	0	0
DEM Janet T. Dudding	0		0	0	0	0	0
LIB V. Alonzo Echevarria-Garza	0		0	0	0	0	0
Total Votes Cast	0		0	0	0	0	0
Overvotes	0		0	0	0	0	0
Undervotes	0		0	0	0	0	0
Contest Totals	0		0	0	0	0	0

Commissioner of the General Land Office

Vote For 1

	TOTAL	VOTE %	Election Day	Early Voting	Ballot By Mail	Provision al Ballots	Limited Ballots
REP Dawn Buckingham	0		0	0	0	0	0
DEM Jay Kleberg	0		0	0	0	0	0
GRN Alfred Molison, Jr	0		0	0	0	0	0
Write-In Totals	0		0	0	0	0	0
Total Votes Cast	0		0	0	0	0	0
Overvotes	0		0	0	0	0	0
Undervotes	0		0	0	0	0	0
Contest Totals	0		0	0	0	0	0

Commissioner of Agriculture

Vote For 1

	TOTAL	VOTE %	Election Day	Early Voting	Ballot By Mail	Provision al Ballots	Limited Ballots
REP Sid Miller	0		0	0	0	0	0
DEM Susan Hays	0		0	0	0	0	0
Total Votes Cast	0		0	0	0	0	0
Overvotes	0		0	0	0	0	0
Undervotes	0		0	0	0	0	0
Contest Totals	0		0	0	0	0	0

Railroad Commissioner

Vote For 1

	TOTAL	VOTE %	Election Day	Early Voting	Ballot By Mail	Provision al Ballots	Limited Ballots
REP Wayne Christian	0		0	0	0	0	0
DEM Luke Warford	0		0	0	0	0	0
LIB Jaime Andres Diez	0		0	0	0	0	0
GRN Hunter Wayne Crow	0		0	0	0	0	0
Total Votes Cast	0		0	0	0	0	0
Overvotes	0		0	0	0	0	0
Undervotes	0		0	0	0	0	0
Contest Totals	0		0	0	0	0	0

PCT LB 109

Justice, Supreme Court, Place 3

Vote For 1

	TOTAL	VOTE %	Election Day	Early Voting	Ballot By Mail	Provision al Ballots	Limited Ballots
REP Debra Lehrmann	0		0	0	0	0	0
DEM Erin A. Nowell	0		0	0	0	0	0
LIB Thomas Edward Oxford	0		0	0	0	0	0
Total Votes Cast	0		0	0	0	0	0
Overvotes	0		0	0	0	0	0
Undervotes	0		0	0	0	0	0
Contest Totals	0		0	0	0	0	0

Justice, Supreme Court, Place 5

Vote For 1

	TOTAL	VOTE %	Election Day	Early Voting	Ballot By Mail	Provision al Ballots	Limited Ballots
REP Rebeca Huddle	0		0	0	0	0	0
DEM Amanda Reichek	0		0	0	0	0	0
Total Votes Cast	0		0	0	0	0	0
Overvotes	0		0	0	0	0	0
Undervotes	0		0	0	0	0	0
Contest Totals	0		0	0	0	0	0

Justice, Supreme Court, Place 9

Vote For 1

	TOTAL	VOTE %	Election Day	Early Voting	Ballot By Mail	Provision al Ballots	Limited Ballots
REP Evan Young	0		0	0	0	0	0
DEM Julia Maldonado	0		0	0	0	0	0
Total Votes Cast	0		0	0	0	0	0
Overvotes	0		0	0	0	0	0
Undervotes	0		0	0	0	0	0
Contest Totals	0		0	0	0	0	0

Judge, Court of Criminal Appeals, Place 5

Vote For 1

	TOTAL	VOTE %	Election Day	Early Voting	Ballot By Mail	Provision al Ballots	Limited Ballots
REP Scott Walker	0		0	0	0	0	0
DEM Dana Huffman	0		0	0	0	0	0
Total Votes Cast	0		0	0	0	0	0
Overvotes	0		0	0	0	0	0
Undervotes	0		0	0	0	0	0
Contest Totals	0		0	0	0	0	0

PCT LB 109

Judge, Court of Criminal Appeals, Place 6

Vote For 1

	TOTAL	VOTE %	Election Day	Early Voting	Ballot By Mail	Provision al Ballots	Limited Ballots
REP Jesse F. McClure, III	0		0	0	0	0	0
DEM Robert Johnson	0		0	0	0	0	0
Total Votes Cast	0		0	0	0	0	0
Overvotes	0		0	0	0	0	0
Undervotes	0		0	0	0	0	0
Contest Totals	0		0	0	0	0	0

State Senator, District 8

Vote For 1

	TOTAL	VOTE %	Election Day	Early Voting	Ballot By Mail	Provision al Ballots	Limited Ballots
REP Angela Paxton	0		0	0	0	0	0
DEM Jonathan Cocks	0		0	0	0	0	0
LIB Edward Kless	0		0	0	0	0	0
Total Votes Cast	0		0	0	0	0	0
Overvotes	0		0	0	0	0	0
Undervotes	0		0	0	0	0	0
Contest Totals	0		0	0	0	0	0

PCT LB 110

U. S. Representative, District 4

Vote For 1

	TOTAL	VOTE %	Election Day	Early Voting	Ballot By Mail	Provision al Ballots	Limited Ballots
REP Pat Fallon	0		0	0	0	0	0
DEM Iro Omere	0		0	0	0	0	0
LIB John Simmons	0		0	0	0	0	0
Total Votes Cast	0		0	0	0	0	0
Overvotes	0		0	0	0	0	0
Undervotes	0		0	0	0	0	0
Contest Totals	0		0	0	0	0	0

Governor

Vote For 1

	TOTAL	VOTE %	Election Day	Early Voting	Ballot By Mail	Provision al Ballots	Limited Ballots
REP Greg Abbott	0		0	0	0	0	0
DEM Beto O'Rourke	0		0	0	0	0	0
LIB Mark Tippetts	0		0	0	0	0	0
GRN Delilah Barrios	0		0	0	0	0	0
Write-In Totals	0		0	0	0	0	0
Total Votes Cast	0		0	0	0	0	0
Overvotes	0		0	0	0	0	0
Undervotes	0		0	0	0	0	0
Contest Totals	0		0	0	0	0	0

Lieutenant Governor

Vote For 1

	TOTAL	VOTE %	Election Day	Early Voting	Ballot By Mail	Provision al Ballots	Limited Ballots
REP Dan Patrick	0		0	0	0	0	0
DEM Mike Collier	0		0	0	0	0	0
LIB Shanna Steele	0		0	0	0	0	0
Total Votes Cast	0		0	0	0	0	0
Overvotes	0		0	0	0	0	0
Undervotes	0		0	0	0	0	0
Contest Totals	0		0	0	0	0	0

Attorney General

Vote For 1

	TOTAL	VOTE %	Election Day	Early Voting	Ballot By Mail	Provision al Ballots	Limited Ballots
REP Ken Paxton	0		0	0	0	0	0
DEM Rochelle Mercedes Garza	0		0	0	0	0	0
LIB Mark Ash	0		0	0	0	0	0
Total Votes Cast	0		0	0	0	0	0
Overvotes	0		0	0	0	0	0
Undervotes	0		0	0	0	0	0
Contest Totals	0		0	0	0	0	0

PCT LB 110

Comptroller of Public Accounts

Vote For 1

	TOTAL	VOTE %	Election Day	Early Voting	Ballot By Mail	Provision al Ballots	Limited Ballots
REP Glenn Hegar	0		0	0	0	0	0
DEM Janet T. Dudding	0		0	0	0	0	0
LIB V. Alonzo Echevarria-Garza	0		0	0	0	0	0
Total Votes Cast	0		0	0	0	0	0
Overvotes	0		0	0	0	0	0
Undervotes	0		0	0	0	0	0
Contest Totals	0		0	0	0	0	0

Commissioner of the General Land Office

Vote For 1

	TOTAL	VOTE %	Election Day	Early Voting	Ballot By Mail	Provision al Ballots	Limited Ballots
REP Dawn Buckingham	0		0	0	0	0	0
DEM Jay Kleberg	0		0	0	0	0	0
GRN Alfred Molison, Jr	0		0	0	0	0	0
Write-In Totals	0		0	0	0	0	0
Total Votes Cast	0		0	0	0	0	0
Overvotes	0		0	0	0	0	0
Undervotes	0		0	0	0	0	0
Contest Totals	0		0	0	0	0	0

Commissioner of Agriculture

Vote For 1

	TOTAL	VOTE %	Election Day	Early Voting	Ballot By Mail	Provision al Ballots	Limited Ballots
REP Sid Miller	0		0	0	0	0	0
DEM Susan Hays	0		0	0	0	0	0
Total Votes Cast	0		0	0	0	0	0
Overvotes	0		0	0	0	0	0
Undervotes	0		0	0	0	0	0
Contest Totals	0		0	0	0	0	0

Railroad Commissioner

Vote For 1

	TOTAL	VOTE %	Election Day	Early Voting	Ballot By Mail	Provision al Ballots	Limited Ballots
REP Wayne Christian	0		0	0	0	0	0
DEM Luke Warford	0		0	0	0	0	0
LIB Jaime Andres Diez	0		0	0	0	0	0
GRN Hunter Wayne Crow	0		0	0	0	0	0
Total Votes Cast	0		0	0	0	0	0
Overvotes	0		0	0	0	0	0
Undervotes	0		0	0	0	0	0
Contest Totals	0		0	0	0	0	0

PCT LB 110

Justice, Supreme Court, Place 3

Vote For 1

	TOTAL	VOTE %	Election Day	Early Voting	Ballot By Mail	Provision al Ballots	Limited Ballots
REP Debra Lehrmann	0		0	0	0	0	0
DEM Erin A. Nowell	0		0	0	0	0	0
LIB Thomas Edward Oxford	0		0	0	0	0	0
Total Votes Cast	0		0	0	0	0	0
Overvotes	0		0	0	0	0	0
Undervotes	0		0	0	0	0	0
Contest Totals	0		0	0	0	0	0

Justice, Supreme Court, Place 5

Vote For 1

	TOTAL	VOTE %	Election Day	Early Voting	Ballot By Mail	Provision al Ballots	Limited Ballots
REP Rebeca Huddle	0		0	0	0	0	0
DEM Amanda Reichel	0		0	0	0	0	0
Total Votes Cast	0		0	0	0	0	0
Overvotes	0		0	0	0	0	0
Undervotes	0		0	0	0	0	0
Contest Totals	0		0	0	0	0	0

Justice, Supreme Court, Place 9

Vote For 1

	TOTAL	VOTE %	Election Day	Early Voting	Ballot By Mail	Provision al Ballots	Limited Ballots
REP Evan Young	0		0	0	0	0	0
DEM Julia Maldonado	0		0	0	0	0	0
Total Votes Cast	0		0	0	0	0	0
Overvotes	0		0	0	0	0	0
Undervotes	0		0	0	0	0	0
Contest Totals	0		0	0	0	0	0

Judge, Court of Criminal Appeals, Place 5

Vote For 1

	TOTAL	VOTE %	Election Day	Early Voting	Ballot By Mail	Provision al Ballots	Limited Ballots
REP Scott Walker	0		0	0	0	0	0
DEM Dana Huffman	0		0	0	0	0	0
Total Votes Cast	0		0	0	0	0	0
Overvotes	0		0	0	0	0	0
Undervotes	0		0	0	0	0	0
Contest Totals	0		0	0	0	0	0

PCT LB 110

Judge, Court of Criminal Appeals, Place 6

Vote For 1

	TOTAL	VOTE %	Election Day	Early Voting	Ballot By Mail	Provision al Ballots	Limited Ballots
REP Jesse F. McClure, III	0		0	0	0	0	0
DEM Robert Johnson	0		0	0	0	0	0
Total Votes Cast	0		0	0	0	0	0
Overvotes	0		0	0	0	0	0
Undervotes	0		0	0	0	0	0
Contest Totals	0		0	0	0	0	0

State Senator, District 8

Vote For 1

	TOTAL	VOTE %	Election Day	Early Voting	Ballot By Mail	Provision al Ballots	Limited Ballots
REP Angela Paxton	0		0	0	0	0	0
DEM Jonathan Cocks	0		0	0	0	0	0
LIB Edward Kless	0		0	0	0	0	0
Total Votes Cast	0		0	0	0	0	0
Overvotes	0		0	0	0	0	0
Undervotes	0		0	0	0	0	0
Contest Totals	0		0	0	0	0	0

PCT LB 111

U. S. Representative District 3

Vote For 1

	TOTAL	VOTE %	Election Day	Early Voting	Ballot By Mail	Provision al Ballots	Limited Ballots
REP Keith Self	0		0	0	0	0	0
DEM Sandeep Srivastava	0		0	0	0	0	0
LIB Christopher Claytor	0		0	0	0	0	0
Total Votes Cast	0		0	0	0	0	0
Overvotes	0		0	0	0	0	0
Undervotes	0		0	0	0	0	0
Contest Totals	0		0	0	0	0	0

Governor

Vote For 1

	TOTAL	VOTE %	Election Day	Early Voting	Ballot By Mail	Provision al Ballots	Limited Ballots
REP Greg Abbott	0		0	0	0	0	0
DEM Beto O'Rourke	0		0	0	0	0	0
LIB Mark Tippetts	0		0	0	0	0	0
GRN Delilah Barrios	0		0	0	0	0	0
Write-In Totals	0		0	0	0	0	0
Total Votes Cast	0		0	0	0	0	0
Overvotes	0		0	0	0	0	0
Undervotes	0		0	0	0	0	0
Contest Totals	0		0	0	0	0	0

Lieutenant Governor

Vote For 1

	TOTAL	VOTE %	Election Day	Early Voting	Ballot By Mail	Provision al Ballots	Limited Ballots
REP Dan Patrick	0		0	0	0	0	0
DEM Mike Collier	0		0	0	0	0	0
LIB Shanna Steele	0		0	0	0	0	0
Total Votes Cast	0		0	0	0	0	0
Overvotes	0		0	0	0	0	0
Undervotes	0		0	0	0	0	0
Contest Totals	0		0	0	0	0	0

Attorney General

Vote For 1

	TOTAL	VOTE %	Election Day	Early Voting	Ballot By Mail	Provision al Ballots	Limited Ballots
REP Ken Paxton	0		0	0	0	0	0
DEM Rochelle Mercedes Garza	0		0	0	0	0	0
LIB Mark Ash	0		0	0	0	0	0
Total Votes Cast	0		0	0	0	0	0
Overvotes	0		0	0	0	0	0
Undervotes	0		0	0	0	0	0
Contest Totals	0		0	0	0	0	0

PCT LB 111

Comptroller of Public Accounts

Vote For 1

	TOTAL	VOTE %	Election Day	Early Voting	Ballot By Mail	Provision al Ballots	Limited Ballots
REP Glenn Hegar	0		0	0	0	0	0
DEM Janet T. Dudding	0		0	0	0	0	0
LIB V. Alonzo Echevarria-Garza	0		0	0	0	0	0
Total Votes Cast	0		0	0	0	0	0
Overvotes	0		0	0	0	0	0
Undervotes	0		0	0	0	0	0
Contest Totals	0		0	0	0	0	0

Commissioner of the General Land Office

Vote For 1

	TOTAL	VOTE %	Election Day	Early Voting	Ballot By Mail	Provision al Ballots	Limited Ballots
REP Dawn Buckingham	0		0	0	0	0	0
DEM Jay Kleberg	0		0	0	0	0	0
GRN Alfred Molison, Jr	0		0	0	0	0	0
Write-In Totals	0		0	0	0	0	0
Total Votes Cast	0		0	0	0	0	0
Overvotes	0		0	0	0	0	0
Undervotes	0		0	0	0	0	0
Contest Totals	0		0	0	0	0	0

Commissioner of Agriculture

Vote For 1

	TOTAL	VOTE %	Election Day	Early Voting	Ballot By Mail	Provision al Ballots	Limited Ballots
REP Sid Miller	0		0	0	0	0	0
DEM Susan Hays	0		0	0	0	0	0
Total Votes Cast	0		0	0	0	0	0
Overvotes	0		0	0	0	0	0
Undervotes	0		0	0	0	0	0
Contest Totals	0		0	0	0	0	0

Railroad Commissioner

Vote For 1

	TOTAL	VOTE %	Election Day	Early Voting	Ballot By Mail	Provision al Ballots	Limited Ballots
REP Wayne Christian	0		0	0	0	0	0
DEM Luke Warford	0		0	0	0	0	0
LIB Jaime Andres Diez	0		0	0	0	0	0
GRN Hunter Wayne Crow	0		0	0	0	0	0
Total Votes Cast	0		0	0	0	0	0
Overvotes	0		0	0	0	0	0
Undervotes	0		0	0	0	0	0
Contest Totals	0		0	0	0	0	0

PCT LB 111

Justice, Supreme Court, Place 3

Vote For 1

	TOTAL	VOTE %	Election Day	Early Voting	Ballot By Mail	Provision al Ballots	Limited Ballots
REP Debra Lehrmann	0		0	0	0	0	0
DEM Erin A. Nowell	0		0	0	0	0	0
LIB Thomas Edward Oxford	0		0	0	0	0	0
Total Votes Cast	0		0	0	0	0	0
Overvotes	0		0	0	0	0	0
Undervotes	0		0	0	0	0	0
Contest Totals	0		0	0	0	0	0

Justice, Supreme Court, Place 5

Vote For 1

	TOTAL	VOTE %	Election Day	Early Voting	Ballot By Mail	Provision al Ballots	Limited Ballots
REP Rebeca Huddle	0		0	0	0	0	0
DEM Amanda Reichek	0		0	0	0	0	0
Total Votes Cast	0		0	0	0	0	0
Overvotes	0		0	0	0	0	0
Undervotes	0		0	0	0	0	0
Contest Totals	0		0	0	0	0	0

Justice, Supreme Court, Place 9

Vote For 1

	TOTAL	VOTE %	Election Day	Early Voting	Ballot By Mail	Provision al Ballots	Limited Ballots
REP Evan Young	0		0	0	0	0	0
DEM Julia Maldonado	0		0	0	0	0	0
Total Votes Cast	0		0	0	0	0	0
Overvotes	0		0	0	0	0	0
Undervotes	0		0	0	0	0	0
Contest Totals	0		0	0	0	0	0

Judge, Court of Criminal Appeals, Place 5

Vote For 1

	TOTAL	VOTE %	Election Day	Early Voting	Ballot By Mail	Provision al Ballots	Limited Ballots
REP Scott Walker	0		0	0	0	0	0
DEM Dana Huffman	0		0	0	0	0	0
Total Votes Cast	0		0	0	0	0	0
Overvotes	0		0	0	0	0	0
Undervotes	0		0	0	0	0	0
Contest Totals	0		0	0	0	0	0

PCT LB 111

Judge, Court of Criminal Appeals, Place 6

Vote For 1

	TOTAL	VOTE %	Election Day	Early Voting	Ballot By Mail	Provision al Ballots	Limited Ballots
REP Jesse F. McClure, III	0		0	0	0	0	0
DEM Robert Johnson	0		0	0	0	0	0
Total Votes Cast	0		0	0	0	0	0
Overvotes	0		0	0	0	0	0
Undervotes	0		0	0	0	0	0
Contest Totals	0		0	0	0	0	0

State Senator, District 8

Vote For 1

	TOTAL	VOTE %	Election Day	Early Voting	Ballot By Mail	Provision al Ballots	Limited Ballots
REP Angela Paxton	0		0	0	0	0	0
DEM Jonathan Cocks	0		0	0	0	0	0
LIB Edward Kless	0		0	0	0	0	0
Total Votes Cast	0		0	0	0	0	0
Overvotes	0		0	0	0	0	0
Undervotes	0		0	0	0	0	0
Contest Totals	0		0	0	0	0	0

State Representative, District 33

Vote For 1

	TOTAL	VOTE %	Election Day	Early Voting	Ballot By Mail	Provision al Ballots	Limited Ballots
REP Justin Holland	0		0	0	0	0	0
DEM Graeson Lynskey	0		0	0	0	0	0
Total Votes Cast	0		0	0	0	0	0
Overvotes	0		0	0	0	0	0
Undervotes	0		0	0	0	0	0
Contest Totals	0		0	0	0	0	0

PCT LB 112

U. S. Representative District 3

Vote For 1

	TOTAL	VOTE %	Election Day	Early Voting	Ballot By Mail	Provision al Ballots	Limited Ballots
REP Keith Self	0		0	0	0	0	0
DEM Sandeep Srivastava	0		0	0	0	0	0
LIB Christopher Claytor	0		0	0	0	0	0
Total Votes Cast	0		0	0	0	0	0
Overvotes	0		0	0	0	0	0
Undervotes	0		0	0	0	0	0
Contest Totals	0		0	0	0	0	0

Governor

Vote For 1

	TOTAL	VOTE %	Election Day	Early Voting	Ballot By Mail	Provision al Ballots	Limited Ballots
REP Greg Abbott	0		0	0	0	0	0
DEM Beto O'Rourke	0		0	0	0	0	0
LIB Mark Tippetts	0		0	0	0	0	0
GRN Delilah Barrios	0		0	0	0	0	0
Write-In Totals	0		0	0	0	0	0
Total Votes Cast	0		0	0	0	0	0
Overvotes	0		0	0	0	0	0
Undervotes	0		0	0	0	0	0
Contest Totals	0		0	0	0	0	0

Lieutenant Governor

Vote For 1

	TOTAL	VOTE %	Election Day	Early Voting	Ballot By Mail	Provision al Ballots	Limited Ballots
REP Dan Patrick	0		0	0	0	0	0
DEM Mike Collier	0		0	0	0	0	0
LIB Shanna Steele	0		0	0	0	0	0
Total Votes Cast	0		0	0	0	0	0
Overvotes	0		0	0	0	0	0
Undervotes	0		0	0	0	0	0
Contest Totals	0		0	0	0	0	0

Attorney General

Vote For 1

	TOTAL	VOTE %	Election Day	Early Voting	Ballot By Mail	Provision al Ballots	Limited Ballots
REP Ken Paxton	0		0	0	0	0	0
DEM Rochelle Mercedes Garza	0		0	0	0	0	0
LIB Mark Ash	0		0	0	0	0	0
Total Votes Cast	0		0	0	0	0	0
Overvotes	0		0	0	0	0	0
Undervotes	0		0	0	0	0	0
Contest Totals	0		0	0	0	0	0

PCT LB 112

Comptroller of Public Accounts

Vote For 1

	TOTAL	VOTE %	Election Day	Early Voting	Ballot By Mail	Provision al Ballots	Limited Ballots
REP Glenn Hegar	0		0	0	0	0	0
DEM Janet T. Dudding	0		0	0	0	0	0
LIB V. Alonzo Echevarria-Garza	0		0	0	0	0	0
Total Votes Cast	0		0	0	0	0	0
Overvotes	0		0	0	0	0	0
Undervotes	0		0	0	0	0	0
Contest Totals	0		0	0	0	0	0

Commissioner of the General Land Office

Vote For 1

	TOTAL	VOTE %	Election Day	Early Voting	Ballot By Mail	Provision al Ballots	Limited Ballots
REP Dawn Buckingham	0		0	0	0	0	0
DEM Jay Kleberg	0		0	0	0	0	0
GRN Alfred Molison, Jr	0		0	0	0	0	0
Write-In Totals	0		0	0	0	0	0
Total Votes Cast	0		0	0	0	0	0
Overvotes	0		0	0	0	0	0
Undervotes	0		0	0	0	0	0
Contest Totals	0		0	0	0	0	0

Commissioner of Agriculture

Vote For 1

	TOTAL	VOTE %	Election Day	Early Voting	Ballot By Mail	Provision al Ballots	Limited Ballots
REP Sid Miller	0		0	0	0	0	0
DEM Susan Hays	0		0	0	0	0	0
Total Votes Cast	0		0	0	0	0	0
Overvotes	0		0	0	0	0	0
Undervotes	0		0	0	0	0	0
Contest Totals	0		0	0	0	0	0

Railroad Commissioner

Vote For 1

	TOTAL	VOTE %	Election Day	Early Voting	Ballot By Mail	Provision al Ballots	Limited Ballots
REP Wayne Christian	0		0	0	0	0	0
DEM Luke Warford	0		0	0	0	0	0
LIB Jaime Andres Diez	0		0	0	0	0	0
GRN Hunter Wayne Crow	0		0	0	0	0	0
Total Votes Cast	0		0	0	0	0	0
Overvotes	0		0	0	0	0	0
Undervotes	0		0	0	0	0	0
Contest Totals	0		0	0	0	0	0

PCT LB 112

Justice, Supreme Court, Place 3

Vote For 1

	TOTAL	VOTE %	Election Day	Early Voting	Ballot By Mail	Provision al Ballots	Limited Ballots
REP Debra Lehrmann	0		0	0	0	0	0
DEM Erin A. Nowell	0		0	0	0	0	0
LIB Thomas Edward Oxford	0		0	0	0	0	0
Total Votes Cast	0		0	0	0	0	0
Overvotes	0		0	0	0	0	0
Undervotes	0		0	0	0	0	0
Contest Totals	0		0	0	0	0	0

Justice, Supreme Court, Place 5

Vote For 1

	TOTAL	VOTE %	Election Day	Early Voting	Ballot By Mail	Provision al Ballots	Limited Ballots
REP Rebeca Huddle	0		0	0	0	0	0
DEM Amanda Reichel	0		0	0	0	0	0
Total Votes Cast	0		0	0	0	0	0
Overvotes	0		0	0	0	0	0
Undervotes	0		0	0	0	0	0
Contest Totals	0		0	0	0	0	0

Justice, Supreme Court, Place 9

Vote For 1

	TOTAL	VOTE %	Election Day	Early Voting	Ballot By Mail	Provision al Ballots	Limited Ballots
REP Evan Young	0		0	0	0	0	0
DEM Julia Maldonado	0		0	0	0	0	0
Total Votes Cast	0		0	0	0	0	0
Overvotes	0		0	0	0	0	0
Undervotes	0		0	0	0	0	0
Contest Totals	0		0	0	0	0	0

Judge, Court of Criminal Appeals, Place 5

Vote For 1

	TOTAL	VOTE %	Election Day	Early Voting	Ballot By Mail	Provision al Ballots	Limited Ballots
REP Scott Walker	0		0	0	0	0	0
DEM Dana Huffman	0		0	0	0	0	0
Total Votes Cast	0		0	0	0	0	0
Overvotes	0		0	0	0	0	0
Undervotes	0		0	0	0	0	0
Contest Totals	0		0	0	0	0	0

PCT LB 112

Judge, Court of Criminal Appeals, Place 6

Vote For 1

	TOTAL	VOTE %	Election Day	Early Voting	Ballot By Mail	Provision al Ballots	Limited Ballots
REP Jesse F. McClure, III	0		0	0	0	0	0
DEM Robert Johnson	0		0	0	0	0	0
Total Votes Cast	0		0	0	0	0	0
Overvotes	0		0	0	0	0	0
Undervotes	0		0	0	0	0	0
Contest Totals	0		0	0	0	0	0

State Senator, District 8

Vote For 1

	TOTAL	VOTE %	Election Day	Early Voting	Ballot By Mail	Provision al Ballots	Limited Ballots
REP Angela Paxton	0		0	0	0	0	0
DEM Jonathan Cocks	0		0	0	0	0	0
LIB Edward Kless	0		0	0	0	0	0
Total Votes Cast	0		0	0	0	0	0
Overvotes	0		0	0	0	0	0
Undervotes	0		0	0	0	0	0
Contest Totals	0		0	0	0	0	0

State Representative, District 33

Vote For 1

	TOTAL	VOTE %	Election Day	Early Voting	Ballot By Mail	Provision al Ballots	Limited Ballots
REP Justin Holland	0		0	0	0	0	0
DEM Graeson Lynskey	0		0	0	0	0	0
Total Votes Cast	0		0	0	0	0	0
Overvotes	0		0	0	0	0	0
Undervotes	0		0	0	0	0	0
Contest Totals	0		0	0	0	0	0

PCT LB 113

U. S. Representative District 3

Vote For 1

	TOTAL	VOTE %	Election Day	Early Voting	Ballot By Mail	Provision al Ballots	Limited Ballots
REP Keith Self	0		0	0	0	0	0
DEM Sandeep Srivastava	0		0	0	0	0	0
LIB Christopher Claytor	0		0	0	0	0	0
Total Votes Cast	0		0	0	0	0	0
Overvotes	0		0	0	0	0	0
Undervotes	0		0	0	0	0	0
Contest Totals	0		0	0	0	0	0

Governor

Vote For 1

	TOTAL	VOTE %	Election Day	Early Voting	Ballot By Mail	Provision al Ballots	Limited Ballots
REP Greg Abbott	0		0	0	0	0	0
DEM Beto O'Rourke	0		0	0	0	0	0
LIB Mark Tippetts	0		0	0	0	0	0
GRN Delilah Barrios	0		0	0	0	0	0
Write-In Totals	0		0	0	0	0	0
Total Votes Cast	0		0	0	0	0	0
Overvotes	0		0	0	0	0	0
Undervotes	0		0	0	0	0	0
Contest Totals	0		0	0	0	0	0

Lieutenant Governor

Vote For 1

	TOTAL	VOTE %	Election Day	Early Voting	Ballot By Mail	Provision al Ballots	Limited Ballots
REP Dan Patrick	0		0	0	0	0	0
DEM Mike Collier	0		0	0	0	0	0
LIB Shanna Steele	0		0	0	0	0	0
Total Votes Cast	0		0	0	0	0	0
Overvotes	0		0	0	0	0	0
Undervotes	0		0	0	0	0	0
Contest Totals	0		0	0	0	0	0

Attorney General

Vote For 1

	TOTAL	VOTE %	Election Day	Early Voting	Ballot By Mail	Provision al Ballots	Limited Ballots
REP Ken Paxton	0		0	0	0	0	0
DEM Rochelle Mercedes Garza	0		0	0	0	0	0
LIB Mark Ash	0		0	0	0	0	0
Total Votes Cast	0		0	0	0	0	0
Overvotes	0		0	0	0	0	0
Undervotes	0		0	0	0	0	0
Contest Totals	0		0	0	0	0	0

PCT LB 113

Comptroller of Public Accounts

Vote For 1

	TOTAL	VOTE %	Election Day	Early Voting	Ballot By Mail	Provision al Ballots	Limited Ballots
REP Glenn Hegar	0		0	0	0	0	0
DEM Janet T. Dudding	0		0	0	0	0	0
LIB V. Alonzo Echevarria-Garza	0		0	0	0	0	0
Total Votes Cast	0		0	0	0	0	0
Overvotes	0		0	0	0	0	0
Undervotes	0		0	0	0	0	0
Contest Totals	0		0	0	0	0	0

Commissioner of the General Land Office

Vote For 1

	TOTAL	VOTE %	Election Day	Early Voting	Ballot By Mail	Provision al Ballots	Limited Ballots
REP Dawn Buckingham	0		0	0	0	0	0
DEM Jay Kleberg	0		0	0	0	0	0
GRN Alfred Molison, Jr	0		0	0	0	0	0
Write-In Totals	0		0	0	0	0	0
Total Votes Cast	0		0	0	0	0	0
Overvotes	0		0	0	0	0	0
Undervotes	0		0	0	0	0	0
Contest Totals	0		0	0	0	0	0

Commissioner of Agriculture

Vote For 1

	TOTAL	VOTE %	Election Day	Early Voting	Ballot By Mail	Provision al Ballots	Limited Ballots
REP Sid Miller	0		0	0	0	0	0
DEM Susan Hays	0		0	0	0	0	0
Total Votes Cast	0		0	0	0	0	0
Overvotes	0		0	0	0	0	0
Undervotes	0		0	0	0	0	0
Contest Totals	0		0	0	0	0	0

Railroad Commissioner

Vote For 1

	TOTAL	VOTE %	Election Day	Early Voting	Ballot By Mail	Provision al Ballots	Limited Ballots
REP Wayne Christian	0		0	0	0	0	0
DEM Luke Warford	0		0	0	0	0	0
LIB Jaime Andres Diez	0		0	0	0	0	0
GRN Hunter Wayne Crow	0		0	0	0	0	0
Total Votes Cast	0		0	0	0	0	0
Overvotes	0		0	0	0	0	0
Undervotes	0		0	0	0	0	0
Contest Totals	0		0	0	0	0	0

PCT LB 113

Justice, Supreme Court, Place 3

Vote For 1

	TOTAL	VOTE %	Election Day	Early Voting	Ballot By Mail	Provision al Ballots	Limited Ballots
REP Debra Lehrmann	0		0	0	0	0	0
DEM Erin A. Nowell	0		0	0	0	0	0
LIB Thomas Edward Oxford	0		0	0	0	0	0
Total Votes Cast	0		0	0	0	0	0
Overvotes	0		0	0	0	0	0
Undervotes	0		0	0	0	0	0
Contest Totals	0		0	0	0	0	0

Justice, Supreme Court, Place 5

Vote For 1

	TOTAL	VOTE %	Election Day	Early Voting	Ballot By Mail	Provision al Ballots	Limited Ballots
REP Rebeca Huddle	0		0	0	0	0	0
DEM Amanda Reichek	0		0	0	0	0	0
Total Votes Cast	0		0	0	0	0	0
Overvotes	0		0	0	0	0	0
Undervotes	0		0	0	0	0	0
Contest Totals	0		0	0	0	0	0

Justice, Supreme Court, Place 9

Vote For 1

	TOTAL	VOTE %	Election Day	Early Voting	Ballot By Mail	Provision al Ballots	Limited Ballots
REP Evan Young	0		0	0	0	0	0
DEM Julia Maldonado	0		0	0	0	0	0
Total Votes Cast	0		0	0	0	0	0
Overvotes	0		0	0	0	0	0
Undervotes	0		0	0	0	0	0
Contest Totals	0		0	0	0	0	0

Judge, Court of Criminal Appeals, Place 5

Vote For 1

	TOTAL	VOTE %	Election Day	Early Voting	Ballot By Mail	Provision al Ballots	Limited Ballots
REP Scott Walker	0		0	0	0	0	0
DEM Dana Huffman	0		0	0	0	0	0
Total Votes Cast	0		0	0	0	0	0
Overvotes	0		0	0	0	0	0
Undervotes	0		0	0	0	0	0
Contest Totals	0		0	0	0	0	0

PCT LB 113

Judge, Court of Criminal Appeals, Place 6

Vote For 1

	TOTAL	VOTE %	Election Day	Early Voting	Ballot By Mail	Provision al Ballots	Limited Ballots
REP Jesse F. McClure, III	0		0	0	0	0	0
DEM Robert Johnson	0		0	0	0	0	0
Total Votes Cast	0		0	0	0	0	0
Overvotes	0		0	0	0	0	0
Undervotes	0		0	0	0	0	0
Contest Totals	0		0	0	0	0	0

State Senator, District 8

Vote For 1

	TOTAL	VOTE %	Election Day	Early Voting	Ballot By Mail	Provision al Ballots	Limited Ballots
REP Angela Paxton	0		0	0	0	0	0
DEM Jonathan Cocks	0		0	0	0	0	0
LIB Edward Kless	0		0	0	0	0	0
Total Votes Cast	0		0	0	0	0	0
Overvotes	0		0	0	0	0	0
Undervotes	0		0	0	0	0	0
Contest Totals	0		0	0	0	0	0

PCT LB 114

U. S. Representative, District 4

Vote For 1

	TOTAL	VOTE %	Election Day	Early Voting	Ballot By Mail	Provision al Ballots	Limited Ballots
REP Pat Fallon	0		0	0	0	0	0
DEM Iro Omere	0		0	0	0	0	0
LIB John Simmons	0		0	0	0	0	0
Total Votes Cast	0		0	0	0	0	0
Overvotes	0		0	0	0	0	0
Undervotes	0		0	0	0	0	0
Contest Totals	0		0	0	0	0	0

Governor

Vote For 1

	TOTAL	VOTE %	Election Day	Early Voting	Ballot By Mail	Provision al Ballots	Limited Ballots
REP Greg Abbott	0		0	0	0	0	0
DEM Beto O'Rourke	0		0	0	0	0	0
LIB Mark Tippetts	0		0	0	0	0	0
GRN Delilah Barrios	0		0	0	0	0	0
Write-In Totals	0		0	0	0	0	0
Total Votes Cast	0		0	0	0	0	0
Overvotes	0		0	0	0	0	0
Undervotes	0		0	0	0	0	0
Contest Totals	0		0	0	0	0	0

Lieutenant Governor

Vote For 1

	TOTAL	VOTE %	Election Day	Early Voting	Ballot By Mail	Provision al Ballots	Limited Ballots
REP Dan Patrick	0		0	0	0	0	0
DEM Mike Collier	0		0	0	0	0	0
LIB Shanna Steele	0		0	0	0	0	0
Total Votes Cast	0		0	0	0	0	0
Overvotes	0		0	0	0	0	0
Undervotes	0		0	0	0	0	0
Contest Totals	0		0	0	0	0	0

Attorney General

Vote For 1

	TOTAL	VOTE %	Election Day	Early Voting	Ballot By Mail	Provision al Ballots	Limited Ballots
REP Ken Paxton	0		0	0	0	0	0
DEM Rochelle Mercedes Garza	0		0	0	0	0	0
LIB Mark Ash	0		0	0	0	0	0
Total Votes Cast	0		0	0	0	0	0
Overvotes	0		0	0	0	0	0
Undervotes	0		0	0	0	0	0
Contest Totals	0		0	0	0	0	0

PCT LB 114

Comptroller of Public Accounts

Vote For 1

	TOTAL	VOTE %	Election Day	Early Voting	Ballot By Mail	Provision al Ballots	Limited Ballots
REP Glenn Hegar	0		0	0	0	0	0
DEM Janet T. Dudding	0		0	0	0	0	0
LIB V. Alonzo Echevarria-Garza	0		0	0	0	0	0
Total Votes Cast	0		0	0	0	0	0
Overvotes	0		0	0	0	0	0
Undervotes	0		0	0	0	0	0
Contest Totals	0		0	0	0	0	0

Commissioner of the General Land Office

Vote For 1

	TOTAL	VOTE %	Election Day	Early Voting	Ballot By Mail	Provision al Ballots	Limited Ballots
REP Dawn Buckingham	0		0	0	0	0	0
DEM Jay Kleberg	0		0	0	0	0	0
GRN Alfred Molison, Jr	0		0	0	0	0	0
Write-In Totals	0		0	0	0	0	0
Total Votes Cast	0		0	0	0	0	0
Overvotes	0		0	0	0	0	0
Undervotes	0		0	0	0	0	0
Contest Totals	0		0	0	0	0	0

Commissioner of Agriculture

Vote For 1

	TOTAL	VOTE %	Election Day	Early Voting	Ballot By Mail	Provision al Ballots	Limited Ballots
REP Sid Miller	0		0	0	0	0	0
DEM Susan Hays	0		0	0	0	0	0
Total Votes Cast	0		0	0	0	0	0
Overvotes	0		0	0	0	0	0
Undervotes	0		0	0	0	0	0
Contest Totals	0		0	0	0	0	0

Railroad Commissioner

Vote For 1

	TOTAL	VOTE %	Election Day	Early Voting	Ballot By Mail	Provision al Ballots	Limited Ballots
REP Wayne Christian	0		0	0	0	0	0
DEM Luke Warford	0		0	0	0	0	0
LIB Jaime Andres Diez	0		0	0	0	0	0
GRN Hunter Wayne Crow	0		0	0	0	0	0
Total Votes Cast	0		0	0	0	0	0
Overvotes	0		0	0	0	0	0
Undervotes	0		0	0	0	0	0
Contest Totals	0		0	0	0	0	0

PCT LB 114

Justice, Supreme Court, Place 3

Vote For 1

	TOTAL	VOTE %	Election Day	Early Voting	Ballot By Mail	Provision al Ballots	Limited Ballots
REP Debra Lehrmann	0		0	0	0	0	0
DEM Erin A. Nowell	0		0	0	0	0	0
LIB Thomas Edward Oxford	0		0	0	0	0	0
Total Votes Cast	0		0	0	0	0	0
Overvotes	0		0	0	0	0	0
Undervotes	0		0	0	0	0	0
Contest Totals	0		0	0	0	0	0

Justice, Supreme Court, Place 5

Vote For 1

	TOTAL	VOTE %	Election Day	Early Voting	Ballot By Mail	Provision al Ballots	Limited Ballots
REP Rebeca Huddle	0		0	0	0	0	0
DEM Amanda Reichek	0		0	0	0	0	0
Total Votes Cast	0		0	0	0	0	0
Overvotes	0		0	0	0	0	0
Undervotes	0		0	0	0	0	0
Contest Totals	0		0	0	0	0	0

Justice, Supreme Court, Place 9

Vote For 1

	TOTAL	VOTE %	Election Day	Early Voting	Ballot By Mail	Provision al Ballots	Limited Ballots
REP Evan Young	0		0	0	0	0	0
DEM Julia Maldonado	0		0	0	0	0	0
Total Votes Cast	0		0	0	0	0	0
Overvotes	0		0	0	0	0	0
Undervotes	0		0	0	0	0	0
Contest Totals	0		0	0	0	0	0

Judge, Court of Criminal Appeals, Place 5

Vote For 1

	TOTAL	VOTE %	Election Day	Early Voting	Ballot By Mail	Provision al Ballots	Limited Ballots
REP Scott Walker	0		0	0	0	0	0
DEM Dana Huffman	0		0	0	0	0	0
Total Votes Cast	0		0	0	0	0	0
Overvotes	0		0	0	0	0	0
Undervotes	0		0	0	0	0	0
Contest Totals	0		0	0	0	0	0

PCT LB 114

Judge, Court of Criminal Appeals, Place 6

Vote For 1

	TOTAL	VOTE %	Election Day	Early Voting	Ballot By Mail	Provision al Ballots	Limited Ballots
REP Jesse F. McClure, III	0		0	0	0	0	0
DEM Robert Johnson	0		0	0	0	0	0
Total Votes Cast	0		0	0	0	0	0
Overvotes	0		0	0	0	0	0
Undervotes	0		0	0	0	0	0
Contest Totals	0		0	0	0	0	0

State Senator, District 8

Vote For 1

	TOTAL	VOTE %	Election Day	Early Voting	Ballot By Mail	Provision al Ballots	Limited Ballots
REP Angela Paxton	0		0	0	0	0	0
DEM Jonathan Cocks	0		0	0	0	0	0
LIB Edward Kless	0		0	0	0	0	0
Total Votes Cast	0		0	0	0	0	0
Overvotes	0		0	0	0	0	0
Undervotes	0		0	0	0	0	0
Contest Totals	0		0	0	0	0	0