



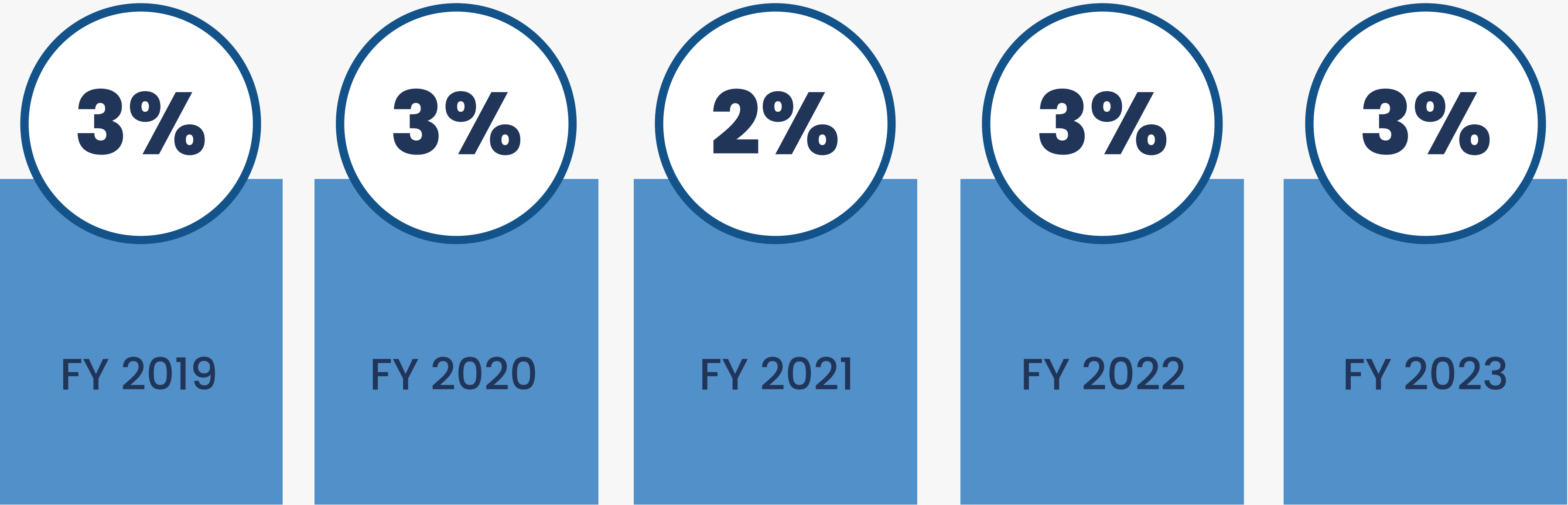
2023 PRESENTATION FOR FY2024 BUDGET

ELECTED OFFICIAL



ELECTED OFFICIAL SALARY HISTORY

Collin County increased most Elected Official salaries by an average of 3% over the past 5 years.



- The difference in percentage of increase in FY2021 was caused by County Court at Law Judges and the Probate Judge salary increases, which are based on statutory changes.

ELECTED OFFICIAL SALARY HISTORY

COLLIN COUNTY BY PERCENTAGE

Position	FY 2019	FY 2020	FY 2021	FY 2022	FY 2023	5 Year Total	5 Year Average
County Judge	3%	3%	2%	3%	3%	14%	3%
Commissioners	3%	3%	2%	3%	3%	14%	3%
Constables	3%	3%	2%	3%	3%	14%	3%
County Clerk	3%	3%	2%	3%	3%	14%	3%
County Court at Law Judges	3%	6% ⁽²⁾	1%	0%	-2% ⁽³⁾	8%	2%
District Attorney ⁽¹⁾	3%	3%	2%	3%	3%	14%	3%
District Clerk	3%	3%	2%	3%	3%	14%	3%
District Judges ⁽¹⁾	0%	0%	0%	0%	0%	0%	0%
Justices of the Peace	3%	3%	2%	3%	3%	14%	3%
Probate Judge	3%	5% ⁽²⁾	0%	0%	0%	8%	2%
Sheriff	3%	3%	2%	3%	3%	14%	3%
Tax Assessor	3%	3%	2%	4%	3%	15%	3%

(1) Base county supplement only - does not include state salary or additional mandated or voluntary supplements

(2) Increase due to a statutory change

(3) Decrease due to newly elected judge

ELECTED OFFICIAL SALARY HISTORY BASE-SALARY AND SUPPLEMENTS

Position	FY 2019	FY 2020	FY 2021	FY 2022	FY2023
County Judge	\$154,544	\$159,180	\$162,364	\$167,234	\$172,252
Commissioners	\$126,233	\$130,020	\$132,620	\$136,599	\$140,697
Constables	\$105,099	\$108,252	\$110,417	\$113,730	\$117,142
County Clerk	\$129,952	\$133,851	\$136,528	\$140,624	\$144,842
County Court at Law Judges I	\$174,713	\$193,400	\$193,400	\$193,400	\$193,400
County Court at Law Judges II	\$174,713	\$174,713	\$185,000	\$185,000	\$185,000
County Court at Law Judges III	\$174,713	\$185,000	\$185,000	\$185,000	\$185,000
County Court at Law Judges IV VI	\$174,713	\$185,000	\$185,000	\$185,000	\$193,400
County Court at Law Judge V ⁽⁵⁾	\$174,713	\$193,400	\$193,400	\$193,400	\$157,000
County Court at Law Judge VII	\$174,713	\$174,713	\$174,713	\$174,713	\$174,713
District Attorney ⁽¹⁾	\$52,106	\$53,669	\$54,742	\$56,385	\$58,706
Salary Supplement ⁽²⁾	\$3,640	\$0	\$0	\$0	\$0
District Clerk	\$129,952	\$133,851	\$136,528	\$140,624	\$144,842
District Judges ⁽¹⁾	\$18,000	\$18,000	\$18,000	\$18,000	\$18,000
Justice of the Peace Pct. 3-2 ⁽⁴⁾	\$113,932	\$117,350	\$119,697	\$123,288	\$126,986
Arraignment Pay	\$30,000	\$10,000	\$0	\$0	\$0
Justice of the Peace Pct. 1	\$113,932	\$117,350	\$119,697	\$123,288	\$126,986
Arraignment Pay	\$30,000	\$0	\$0	\$0	\$0
Justices of the Peace Pct. 2, 3-1 ⁽⁴⁾ , 4	\$113,932	\$117,350	\$119,697	\$123,288	\$126,986
Probate Judge	\$175,849	\$185,000	\$185,000	\$185,000	\$185,000
Salary Supplement ⁽³⁾	\$5,373	\$9,433	\$9,433	\$9,433	\$9,433
Sheriff	\$172,851	\$178,037	\$181,598	\$187,046	\$192,657
Tax Assessor	\$128,497	\$132,352	\$134,999	\$140,624	\$144,842

(1) Base county supplement only - does not include state salary.

(2) DA supplement ended in FY 2019. No longer required by statute.

(3) Salary supplement includes longevity and benefit replacement pay, which is required by statute.

Longevity is considered part of a probate judge's base salary by statute, but is paid as a one time supplement.

(4) JP Pct. 3-1 and JP Pct. 3-2 consolidated to form JP Pct. 3 in CY2021.

(5) Decrease in FY23 due to newly elected judge.

ELECTED OFFICIAL SALARY – SURROUNDING COUNTIES

Surrounding Counties with Similar Populations:

- Dallas 2,600,840
- Tarrant 2,154,595
- Collin 1,158,696
- Denton 977,281



- District Judges
(All are the same)
- Probate Judge
(Tied with Tarrant)

- County Court at Law Judges
- Sheriff

- County Judge
- Commissioners
- Constables
- County Clerk
- District Clerk
- Tax Assessor
- Justices of the Peace

- District Attorney

Ranking on base pay or base supplement provided by County only.
Average salary used in ranking where applicable.
The salary for Probate Judges and County Court at Law Judges is set by statutory requirements of HB2384 legislation.

ELECTED OFFICIAL SALARY – LIKE COUNTIES

Like Counties with Population:

- Tarrant 2,154,595
- Collin 1,158,696
- Denton 977,281
- Fort Bend 889,146
- Montgomery 678,490
- Williamson 671,418

1 of 6

- District Judges
(All are the same)

1 of 4*

- PROBATE JUDGE
(*TIED WITH 2 OTHERS.
WILLIAMSON AND FORT
BEND DO NOT HAVE
PROBATE COURTS)

2 of 6

- County Court at Law
Judges
- County Judge
- Sheriff

3 of 6

- District Attorney

4 of 6

- Commissioners
- Constables
- County Clerk 
Previously 3 of 6
- District Clerk 
Previously 3 of 6
- Justices of the Peace
- Tax Assessor

Ranking on base pay or base supplement provided by County only.

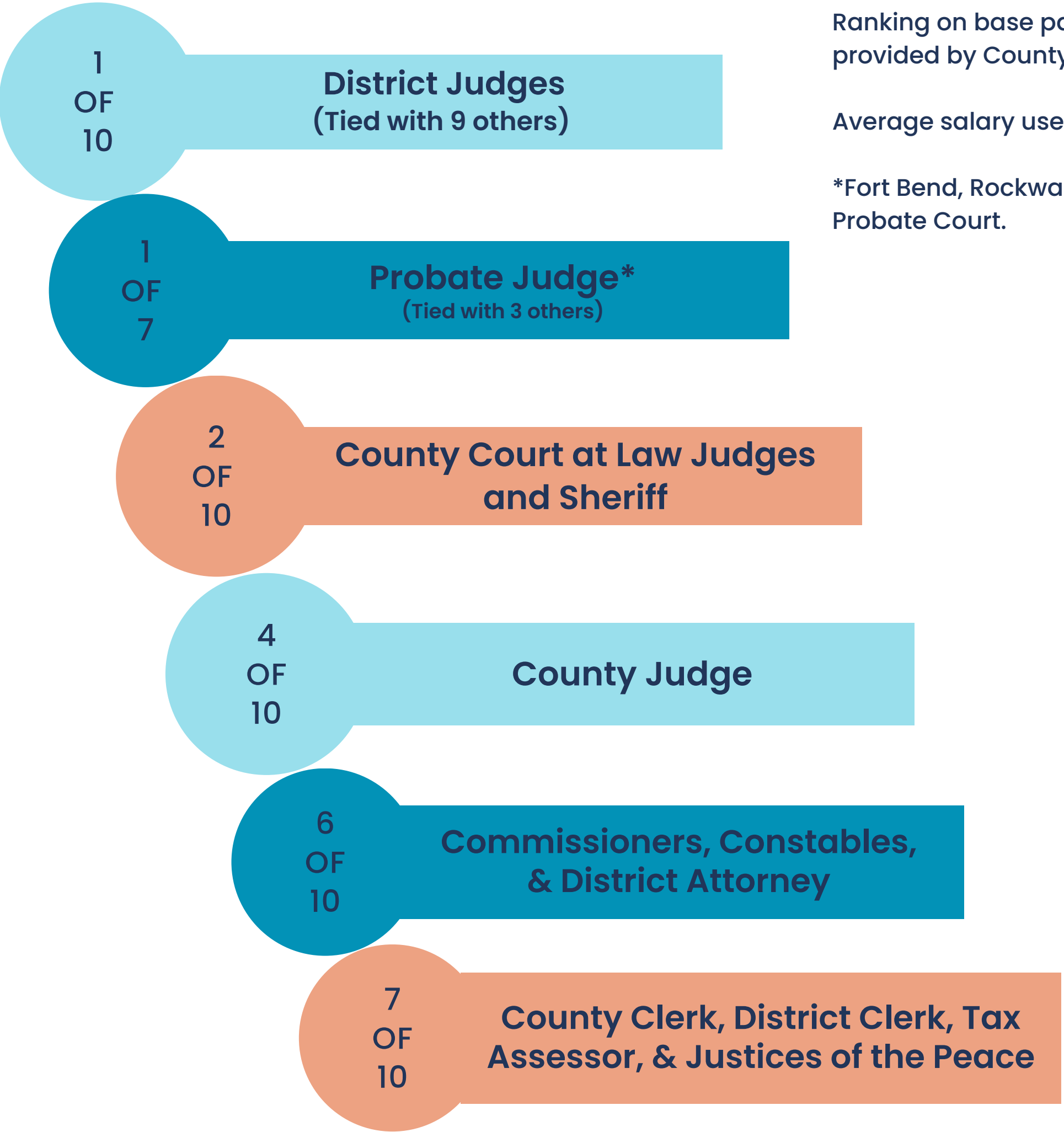
Average salary used in ranking where applicable.

The salary for Probate Judges and County Court at Law Judges is set by statutory requirements of HB2384 legislation.

BASE SALARY RANKING- COMPARISON COUNTIES

Comparison Counties:

Dallas 2,600,840
Tarrant 2,154,595
Bexar 2,059,530
Travis 1,326,436
Collin 1,158,696
Denton 977,281
Fort Bend 889,146
Montgomery 678,490
Williamson 671,418
Rockwall County 123,208



Ranking on base pay or base supplement
provided by County only.

Average salary used in ranking where applicable.

*Fort Bend, Rockwall, and Williamson do not have a
Probate Court.

ELECTED OFFICIAL SALARY HISTORY – OTHER COUNTIES

5 YEAR AVERAGE – FY 2019 TO FY 2023

	Collin	Bexar	Dallas	Denton	Fort Bend	Montgomery	Rockwall	Tarrant	Travis	Williamson
County Judge	3%	3%	4%	4%	3%	-2%	2%	3%	6%	4%
Commissioners ⁽¹⁾	3%	3%	2%	4%	3%	3%	6%	2%	7%	4%
Constables	3%	3%	3%	4%	3%	2%	5%	3%	4%	5%
County Clerk	3%	4%	3%	4%	3%	3%	5%	3%	4%	4%
County Court at Law Judges ⁽¹⁾	2%	2%	2%	3%	4%	0%	2%	2%	3%	2%
District Attorney	3%	3%	5%	12%	26%	5%	0%	15%	14%	6%
District Clerk	3%	4%	3%	4%	3%	3%	5%	3%	4%	4%
District Judges	0%	0%	0%	1%	0%	0%	0%	0%	0%	0%
Justices of the Peace ^{(1) (3)}	3%	3%	3%	4%	3%	3%	4%	3%	2%	4%
Probate Judge ^{(1) (2)}	2%	3%	3%	3%	n/a	0%	n/a	2%	3%	n/a
Sheriff	3%	2%	2%	4%	3%	3%	6%	3%	4%	4%
Tax Assessor	3%	4%	3%	4%	3%	3%	5%	3%	4%	4%

(1) Average salary used in the calculation of increase percentage.

(2) Fort Bend, Rockwall and Williamson do not have Probate Courts. Montgomery's CCL1 Judge is their Probate Judge. The entity reported incorrectly last year.

(3) Bexar part-time Justice of the Peace was not used in average.

ELECTED OFFICIAL SALARY HISTORY – OTHER COUNTIES

5 YEAR TOTAL – FY 2019 TO FY 2023

	Collin	Bexar	Dallas	Denton	Fort Bend	Montgomery	Rockwall	Tarrant	Travis	Williamson	Average
County Judge	14%	13%	19%	21%	15%	-9%	12%	16%	31%	20%	15%
Commissioners ⁽¹⁾	14%	15%	10%	21%	15%	15%	30%	12%	35%	20%	19%
Constables	14%	17%	13%	21%	15%	12%	24%	16%	22%	26%	18%
County Clerk	14%	18%	13%	21%	15%	15%	23%	16%	18%	20%	17%
County Court at Law Judges ⁽¹⁾	8%	8%	8%	16%	18%	2%	9%	11%	15%	11%	11%
District Attorney	14%	15%	27%	62%	128%	26%	0%	75%	72%	28%	45%
District Clerk	14%	18%	13%	21%	15%	15%	23%	16%	18%	20%	17%
District Judges	0%	0%	0%	6%	0%	0%	0%	0%	0%	0%	1%
Justices of the Peace ^{(1) (3)}	14%	17%	13%	21%	15%	14%	20%	16%	11%	20%	16%
Probate Judge ^{(1) (2)}	8%	15%	15%	13%	n/a	0%	n/a	12%	13%	n/a	11%
Sheriff	14%	12%	9%	21%	15%	13%	30%	16%	20%	20%	17%
Tax Assessor	15%	18%	13%	21%	15%	15%	23%	16%	18%	20%	17%

(1) Average salary used in calculation of increase percentage.

(2) Fort Bend, Rockwall and Williamson do not have Probate Courts.

(3) Bexar part-time Justice of the Peace was not used in average.

ELECTED OFFICIAL SALARY HISTORY – OTHER COUNTIES

BY PERCENT CHANGE

	Bexar					Dallas					Denton				
	2019	2020	2021	2022	2023	2019	2020	2021	2022	2023	2019	2020	2021	2022	2023
County Judge	3%	0%	0%	5%	5%	16%	0%	0%	0%	3%	5%	5%	0%	6%	5%
Commissioners ⁽¹⁾	7%	1%	0%	3%	4%	2%	2%	0%	2%	4%	5%	5%	0%	6%	5%
Constables	5%	2%	0%	5%	5%	3%	4%	0%	3%	3%	5%	5%	0%	6%	5%
County Clerk	6%	2%	0%	5%	5%	3%	4%	0%	3%	3%	5%	5%	0%	6%	5%
County Court at Law Judges ⁽¹⁾	0%	7%	0%	0%	1%	0%	12%	-1%	-3%	0%	1%	18%	0%	-10%	7%
District Attorney	3%	2%	0%	5%	5%	12%	9%	0%	3%	3%	5%	5%	0%	6%	46%
District Clerk	6%	2%	0%	5%	5%	3%	4%	0%	3%	3%	5%	5%	0%	6%	5%
District Judges	0%	0%	0%	0%	0%	0%	0%	0%	0%	0%	5%	1%	0%	0%	0%
Justices of the Peace ^{(1) (2)}	5%	2%	0%	5%	5%	3%	4%	0%	3%	3%	5%	5%	0%	6%	5%
Probate Judge ⁽¹⁾	3%	2%	0%	5%	5%	0%	12%	0%	0%	3%	1%	18%	0%	-8%	2%
Sheriff	7%	0%	0%	0%	5%	3%	0%	0%	3%	3%	5%	5%	0%	6%	5%
Tax Assessor	6%	2%	0%	5%	5%	3%	4%	0%	3%	3%	5%	5%	0%	6%	5%

(1) Average salary used in calculation of increase percentage.

(2) Bexar part-time Justice of the Peace was not used in average.

ELECTED OFFICIAL SALARY HISTORY – OTHER COUNTIES

BY PERCENT CHANGE

	Fort Bend					Montgomery					Rockwall				
	2019	2020	2021	2022	2023	2019	2020	2021	2022	2023	2019	2020	2021	2022	2023
County Judge	3%	3%	0%	5%	4%	3%	-12%	0%	0%	0%	3%	5%	4%	0%	0%
Commissioners	3%	3%	0%	5%	4%	3%	2%	0%	5%	5%	3%	23%	0%	0%	4%
Constables	3%	3%	0%	5%	4%	0%	2%	0%	5%	5%	3%	17%	0%	0%	4%
County Clerk	3%	3%	0%	5%	4%	3%	2%	0%	6%	4%	3%	16%	0%	0%	4%
County Court at Law Judges ⁽¹⁾	0%	5%	0%	2%	12%	3%	3%	0%	-1%	-3%	0%	9%	0%	0%	0%
District Attorney	0%	26%	0%	34%	68%	14%	2%	0%	5%	5%	0%	0%	0%	0%	0%
District Clerk	3%	3%	0%	5%	4%	3%	2%	0%	5%	5%	3%	16%	0%	0%	4%
District Judges	0%	0%	0%	0%	0%	0%	0%	0%	0%	0%	0%	0%	0%	0%	0%
Justices of the Peace	3%	3%	0%	5%	4%	3%	2%	0%	5%	4%	3%	13%	0%	0%	4%
Probate Judge	n/a	n/a	n/a	n/a	n/a	n/a	n/a	n/a	0%	0%	n/a	n/a	n/a	n/a	n/a
Sheriff	3%	3%	0%	5%	4%	1%	2%	0%	5%	5%	3%	23%	0%	0%	4%
Tax Assessor	3%	3%	0%	5%	4%	3%	2%	0%	5%	5%	3%	16%	0%	0%	4%

(1) Average salary used in calculation of increase percentage.

ELECTED OFFICIAL SALARY HISTORY – OTHER COUNTIES

BY PERCENT CHANGE

	Tarrant					Travis					Williamson				
	2019	2020	2021	2022	2023	2019	2020	2021	2022	2023	2019	2020	2021	2022	2023
County Judge	3%	3%	0%	3%	7%	11%	15%	0%	0%	5%	0%	7%	0%	8%	5%
Commissioners ⁽¹⁾	3%	3%	-1%	2%	5%	13%	14%	0%	3%	5%	4%	3%	0%	8%	5%
Constables	3%	3%	0%	3%	7%	14%	0%	0%	3%	5%	4%	3%	0%	14%	5%
County Clerk	3%	3%	0%	3%	7%	5%	5%	0%	3%	5%	4%	3%	0%	8%	5%
County Court at Law Judges ⁽¹⁾	3%	9%	0%	0%	-1%	0%	12%	2%	1%	0%	0%	0%	6%	5%	0%
District Attorney	3%	62%	0%	3%	7%	2%	65%	0%	0%	5%	0%	78%	-29%	-21%	0%
District Clerk	3%	3%	0%	3%	7%	5%	5%	0%	3%	5%	4%	3%	0%	8%	5%
District Judges	0%	0%	0%	0%	0%	0%	0%	0%	0%	0%	0%	0%	0%	0%	0%
Justices of the Peace	3%	3%	0%	3%	7%	3%	0%	1%	2%	5%	4%	3%	0%	8%	5%
Probate Judge	3%	9%	0%	0%	0%	2%	11%	0%	0%	0%	n/a	n/a	n/a	n/a	n/a
Sheriff	3%	3%	0%	3%	7%	6%	3%	0%	6%	5%	4%	3%	0%	8%	5%
Tax Assessor	3%	3%	0%	3%	7%	5%	5%	0%	3%	5%	4%	3%	0%	8%	5%

(1) Average salary used in calculation of increase percentage.

SURROUNDING COUNTIES – RANKING ACTUALS

COMPARISON COUNTIES: DALLAS, DENTON, TARRANT

Surrounding Counties with Similar Population Rankings 2023

County Judge		
Rank	County	Salary
1	Tarrant	\$211,895
2	Dallas	\$204,448
3	Collin	\$172,252
4	Denton	\$166,566

Commissioners		
Rank	County	Salary
1	Tarrant*	\$195,836
2	Dallas*	\$167,421
3	Collin	\$140,697
4	Denton	\$139,023

Constables		
Rank	County	Salary
1	Dallas	\$141,633
2	Tarrant	\$131,232
3	Collin	\$117,142
4	Denton	\$115,434

County Clerk		
Rank	County	Salary
1	Tarrant	\$201,895
2	Dallas	\$175,237
3	Collin	\$144,842
4	Denton	\$137,311

County Court at Law Judges		
Rank	County	Salary
1	Tarrant*	\$190,677
2	Collin*	\$183,130
3	Denton*	\$178,400
4	Dallas*	\$168,200

District Attorney		
Rank	County	Salary
1	Dallas	\$118,991
2	Tarrant	\$110,333
3	Denton	\$104,657
4	Collin	\$58,076

District Clerk		
Rank	County	Salary
1	Tarrant	\$201,895
2	Dallas	\$175,237
3	Collin	\$144,842
4	Denton	\$137,311

District Judges		
Rank	County	Salary
1	Collin	\$18,000
2	Dallas	\$18,000
3	Tarrant	\$18,000
4	Denton	\$18,000

Justices of the Peace		
Rank	County	Salary
1	Dallas	\$151,253
2	Tarrant	\$147,383
3	Collin	\$126,986
4	Denton	\$115,242

Probate Judge		
Rank	County	Salary
1	Collin	\$193,400
2	Tarrant	\$193,400
3	Dallas*	\$181,967
4	Denton*	\$174,700

Sheriff		
Rank	County	Salary
1	Tarrant	\$211,895
2	Collin	\$192,657
3	Dallas	\$192,386
4	Denton	\$172,917

Tax Assessor		
Rank	County	Salary
1	Tarrant	\$201,895
2	Dallas	\$175,237
3	Collin	\$144,842
4	Denton	\$139,023

Probate Judge and County Court at Law Judges salaries include longevity, when applicable.

County Court at Law Judges salaries include Juvenile Board supplement, when applicable.

*Average salary used in ranking.

LIKE COUNTIES – RANKING ACTUALS

COMPARISON COUNTIES:
DENTON, FORT BEND,
MONTGOMERY,
TARRANT,
WILLIAMSON

Like Counties Base Compensation - 2023

County Judge			Commissioners			Constables			County Clerk		
Rank	County	Salary	Rank	County	Salary	Rank	County	Salary	Rank	County	Salary
1	Tarrant	\$211,895	1	Tarrant*	\$195,836	1	Montgomery	\$146,945	1	Tarrant	\$201,895
2	Collin	\$172,252	2	Montgomery	\$195,335	2	Fort Bend	\$131,816	2	Fort Bend	\$146,881
3	Denton	\$166,566	3	Fort Bend	\$150,648	3	Tarrant	\$131,232	3	Montgomery	\$146,020
4	Fort Bend	\$158,180	4	Collin	\$140,697	4	Collin	\$117,142	4	Collin	\$144,842
5	Montgomery	\$153,815	5	Denton	\$139,023	5	Denton	\$115,434	5	Denton	\$137,311
6	Williamson	\$143,090	6	Williamson	\$116,516	6	Williamson	\$103,725	6	Williamson	\$118,527

County Court at Law Judges			District Attorney			District Clerk			District Judges		
Rank	County	Salary	Rank	County	Salary	Rank	County	Salary	Rank	County	Salary
1	Tarrant*	\$190,677	1	Tarrant	\$110,333	1	Tarrant	\$201,895	1	Collin	\$18,000
2	Collin*	\$183,130	2	Denton	\$104,657	2	Fort Bend	\$146,881	2	Fort Bend	\$18,000
3	Denton*	\$178,400	3	Collin	\$58,076	3	Montgomery	\$146,020	3	Montgomery	\$18,000
4	Fort Bend*	\$178,159	4	Fort Bend	\$51,000	4	Collin	\$144,842	4	Williamson	\$18,000
5	Montgomery*	\$177,160	5	Montgomery	\$43,147	5	Denton	\$137,311	5	Tarrant	\$18,000
6	Williamson*	\$173,800	6	Williamson	\$18,000	6	Williamson	\$118,527	6	Denton	\$18,000

Justices of the Peace			Probate Judge			Sheriff			Tax Assessor		
Rank	County	Salary	Rank	County	Salary	Rank	County	Salary	Rank	County	Salary
1	Tarrant	\$147,383	1	Collin	\$193,400	1	Tarrant	\$211,895	1	Tarrant	\$201,895
2	Montgomery*	\$145,546	2	Montgomery	\$193,400	2	Collin	\$192,657	2	Montgomery	\$170,047
3	Fort Bend	\$131,817	3	Tarrant	\$193,400	3	Montgomery	\$188,242	3	Fort Bend	\$146,881
4	Collin*	\$126,986	4	Denton*	\$174,700	4	Denton	\$172,917	4	Collin	\$144,842
5	Denton	\$115,242	5	Williamson	N/A	5	Fort Bend	\$158,180	5	Denton	\$139,023
6	Williamson	\$103,725	6	Fort Bend	N/A	6	Williamson	\$144,557	6	Williamson	\$123,256

Probate Judge and County Court at Law Judges salaries include longevity, when applicable.

Fort Bend and Williamson County do not have a probate court.

County Court at Law Judges salaries include Juvenile Board supplement, when applicable.

*Average salary used in ranking.

COMPARISON COUNTIES – RANKING ACTUALS

COMPARISON COUNTIES: BEXAR, DALLAS, DENTON, FORT BEND,
MONTGOMERY, ROCKWALL, TARRANT, TRAVIS, & WILLIAMSON

Comparison Counties 2023														
County Judge			Commissioners			Constables			County Clerk			County Court at Law Judges		
Rank	County	Salary	Rank	County	Salary	Rank	County	Salary	Rank	County	Salary	Rank	County	Salary
1	Tarrant	\$211,895	1	Tarrant*	\$195,836	1	Montgomery	\$146,945	1	Tarrant	\$201,895	1	Tarrant*	\$190,677
2	Dallas	\$204,448	2	Montgomery	\$195,335	2	Dallas	\$141,633	2	Dallas	\$175,237	2	Collin*	\$183,130
3	Bexar	\$189,448	3	Dallas*	\$167,421	3	Fort Bend	\$131,816	3	Travis	\$153,215	3	Travis*	\$182,511
4	Collin	\$172,252	4	Fort Bend	\$150,648	4	Tarrant	\$131,232	4	Bexar	\$148,665	4	Denton*	\$178,400
	Average	\$167,044		Average	\$149,242	5	Travis	\$122,371		Average	\$147,243	5	Fort Bend*	\$178,159
5	Denton	\$166,566	5	Travis	\$146,720		Average	\$119,954	5	Fort Bend	\$146,881	6	Montgomery*	\$177,160
6	Travis	\$164,597	6	Collin	\$140,697	6	Collin	\$117,142	6	Montgomery	\$146,020		Average	\$177,124
7	Fort Bend	\$158,180	7	Bexar*	\$140,388	7	Denton	\$115,434	7	Collin	\$144,842	7	Williamson*	\$173,800
8	Montgomery	\$153,815	8	Denton	\$139,023	8	Bexar	\$110,206	8	Denton	\$137,311	8	Rockwall*	\$171,000
9	Williamson	\$143,090	9	Williamson	\$116,516	9	Williamson	\$103,725	9	Williamson	\$118,527	9	Bexar*	\$168,200
10	Rockwall	\$106,152	10	Rockwall	\$99,840	10	Rockwall	\$79,040	10	Rockwall	\$99,840	10	Dallas*	\$168,200
District Clerk			District Judges			Justices of the Peace			Probate Judge			Sheriff		
Rank	County	Salary	Rank	County	Salary	Rank	County	Salary	Rank	County	Salary	Rank	County	Salary
1	Tarrant	\$201,895	1	Collin	\$18,000	1	Dallas	\$151,253	1	Collin	\$193,400	1	Tarrant	\$211,895
2	Dallas	\$175,237		Average	\$18,000	2	Tarrant	\$147,383	2	Montgomery	\$193,400	2	Collin	\$192,657
3	Travis	\$153,215	2	Bexar	\$18,000	3	Montgomery*	\$145,546	3	Travis	\$193,400	3	Dallas	\$192,386
4	Bexar	\$148,666	3	Dallas	\$18,000	4	Bexar**	\$138,686	4	Tarrant	\$193,400	4	Montgomery	\$188,242
	Average	\$147,243	4	Denton	\$18,000	5	Travis	\$133,965	5	Bexar*	\$193,043	5	Travis	\$178,396
5	Fort Bend	\$146,881	5	Fort Bend	\$18,000	6	Fort Bend	\$131,817		Average	\$189,044		Average	\$173,923
6	Montgomery	\$146,020	6	Montgomery	\$18,000		Average	\$128,820	6	Dallas*	\$181,967	6	Denton	\$172,917
7	Collin	\$144,842	7	Rockwall	\$18,000	7	Collin	\$126,986	7	Denton*	\$174,700	7	Bexar	\$166,880
8	Denton	\$137,311	8	Tarrant	\$18,000	8	Denton	\$115,242	8	Fort Bend	n/a	8	Fort Bend	\$158,180
9	Williamson	\$118,527	9	Travis	\$18,000	9	Williamson	\$103,725	9	Rockwall	n/a	9	Williamson	\$144,557
10	Rockwall	\$99,840	10	Williamson	\$18,000	10	Rockwall	\$93,600	10	Williamson	n/a	10	Rockwall	\$133,120
Tax Assessor														
Rank	County	Salary												
1	Tarrant	\$201,895												
2	Dallas	\$175,237												
3	Montgomery	\$170,047												
4	Travis	\$153,016												
	Average	\$150,270												
5	Bexar	\$148,666												
6	Fort Bend	\$146,881												
7	Collin	\$144,842												
8	Denton	\$139,023												
9	Williamson	\$123,256												
10	Rockwall	\$99,840												

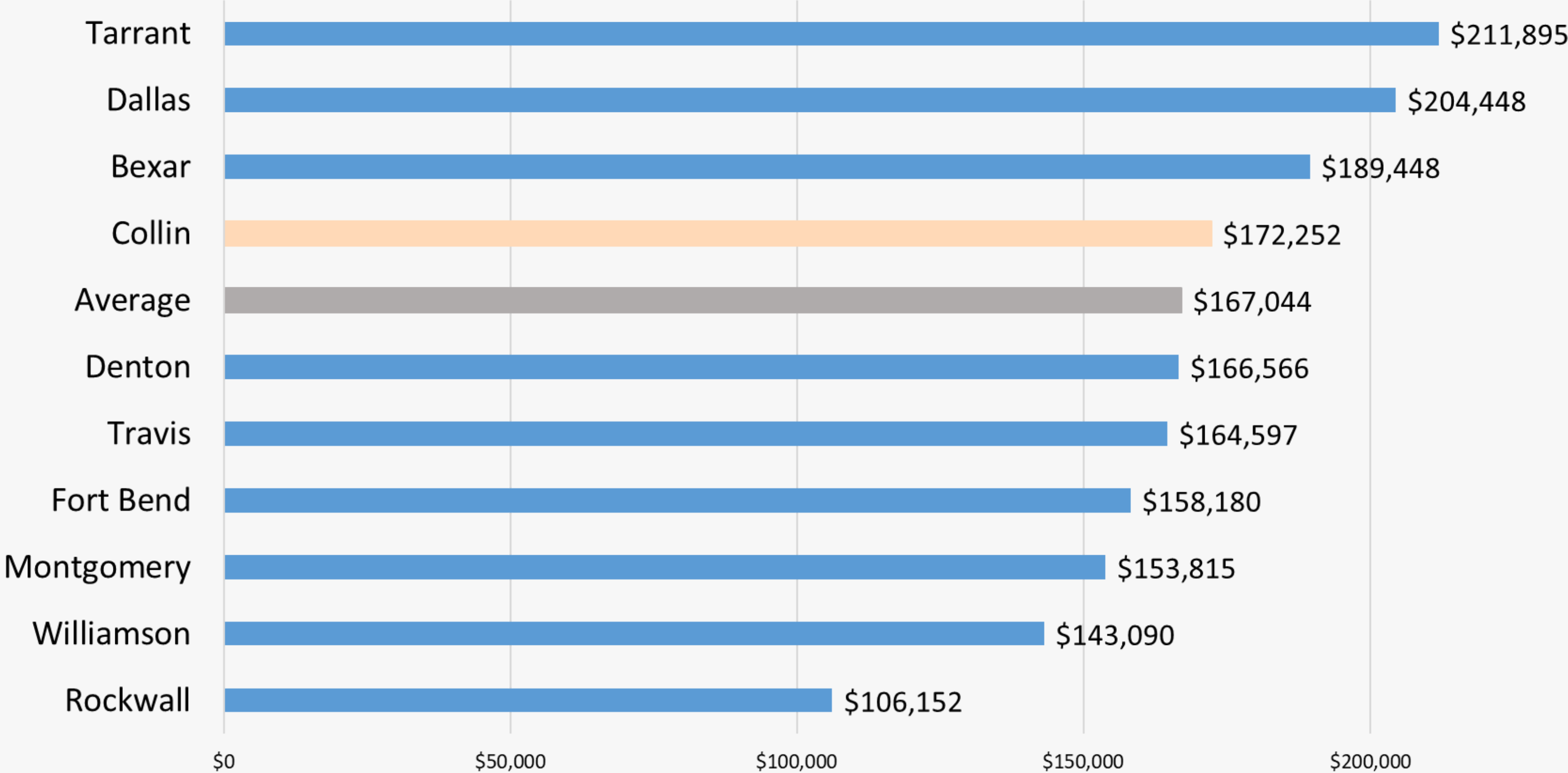
Probate Judge and County Court at Law Judges salaries include longevity, when applicable. Fort Bend, Rockwall and Williamson County do not have a probate court.

County Court at Law Judges salaries include Juvenile Board supplement, when applicable.

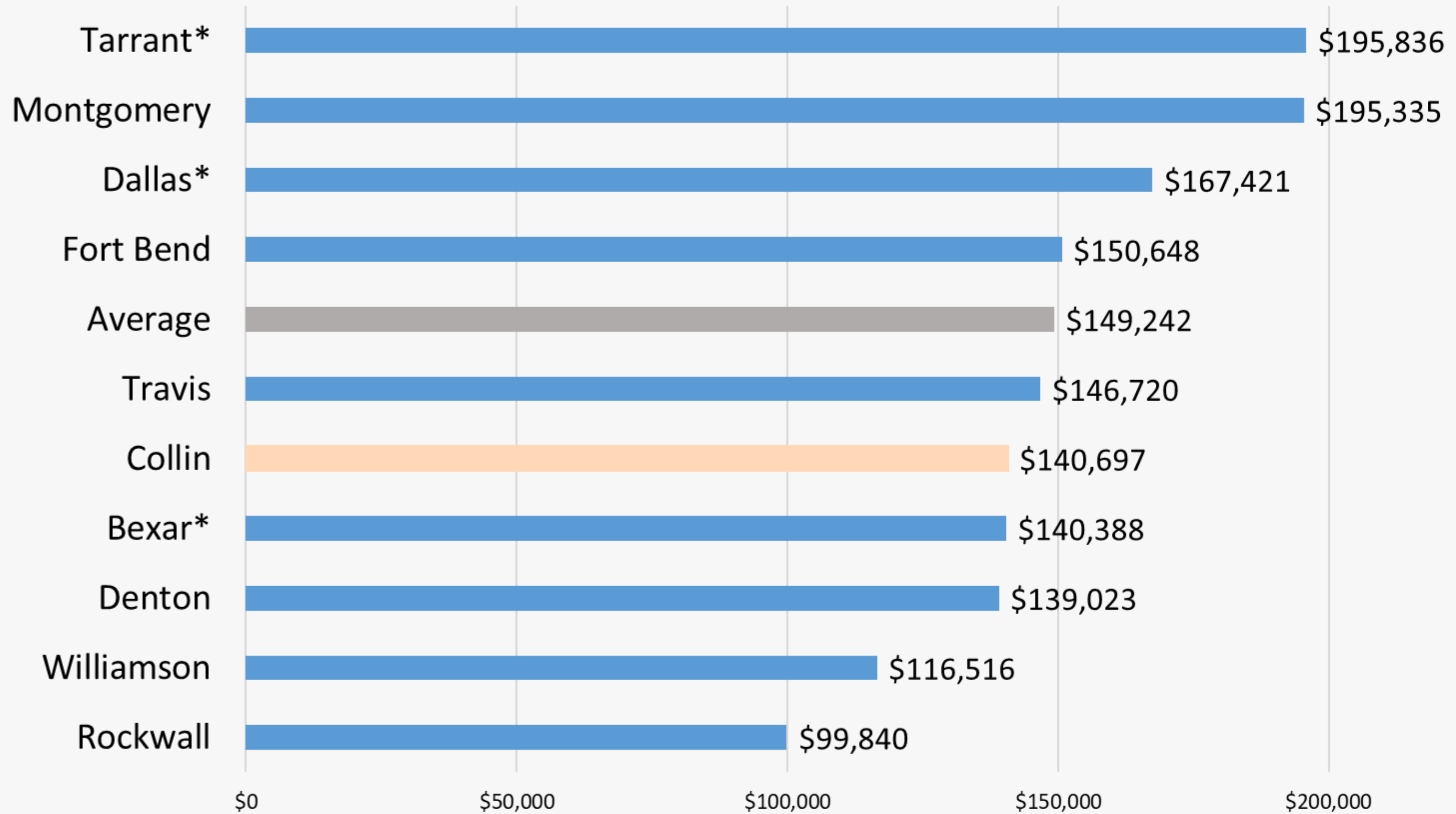
* Average salary used in ranking.

** Bexar part-time Justice of the Peace was not used in average.

COUNTY JUDGE – FY2023

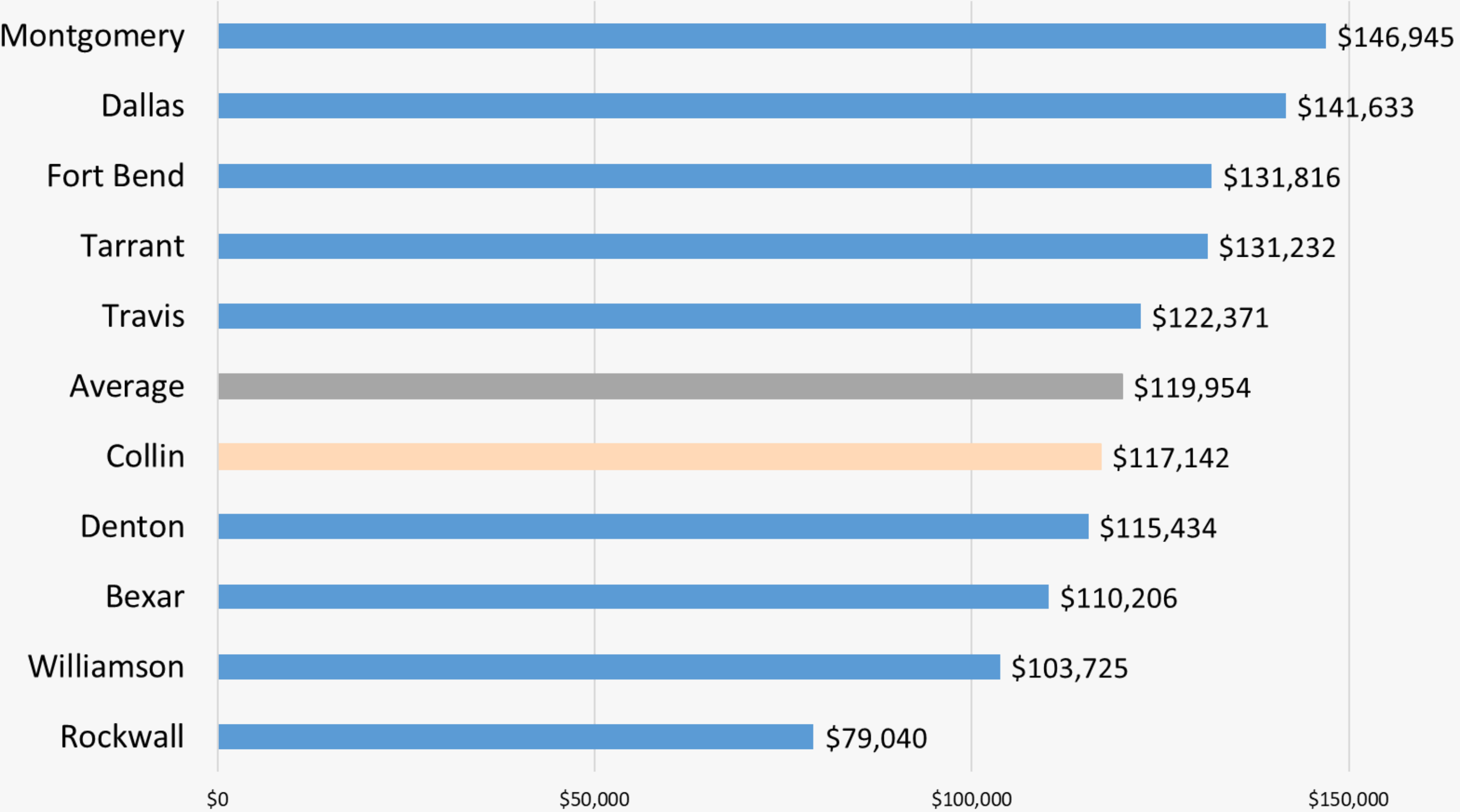


COMMISSIONERS – FY2023

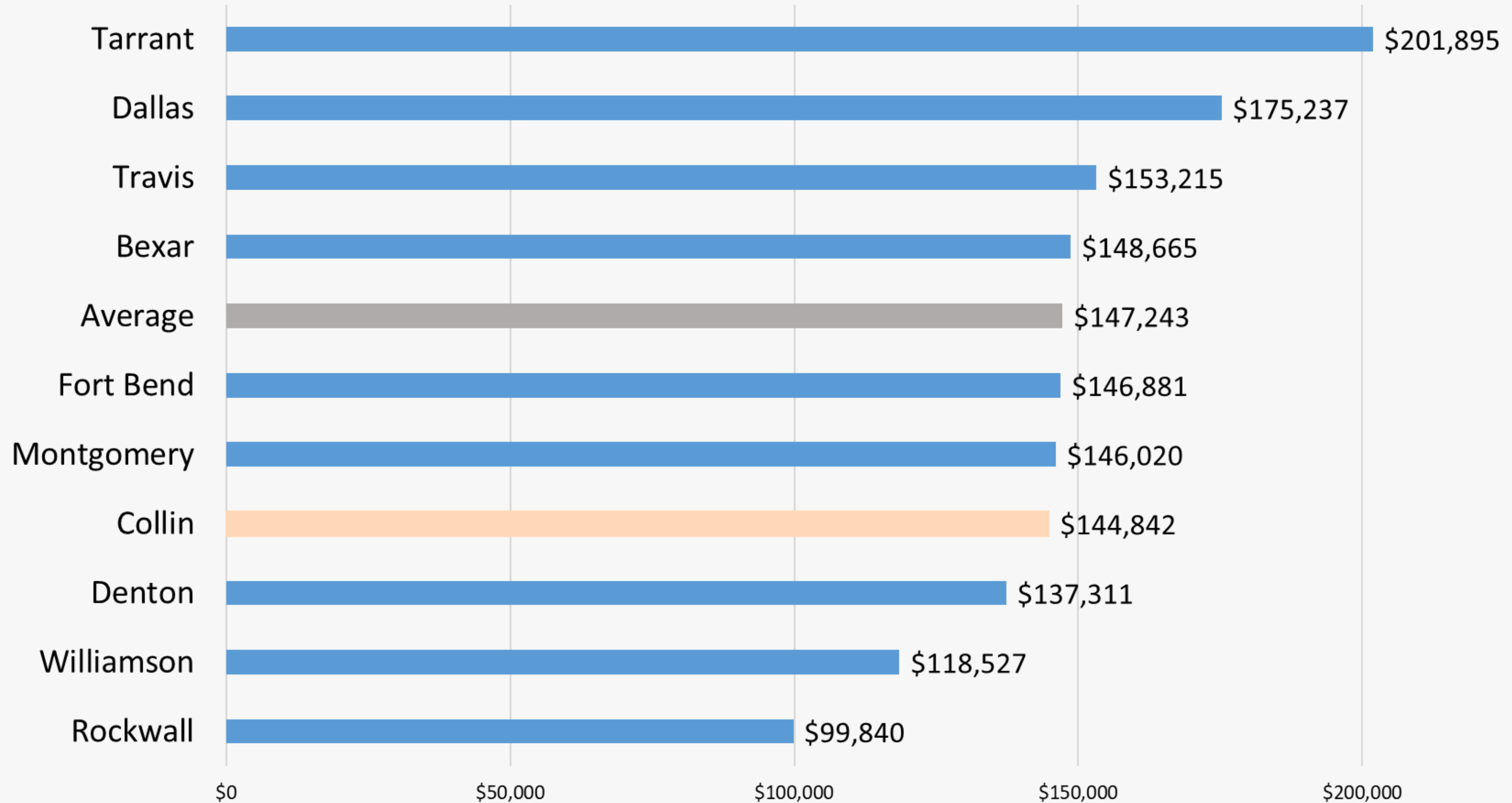


* Average salary used in calculation.

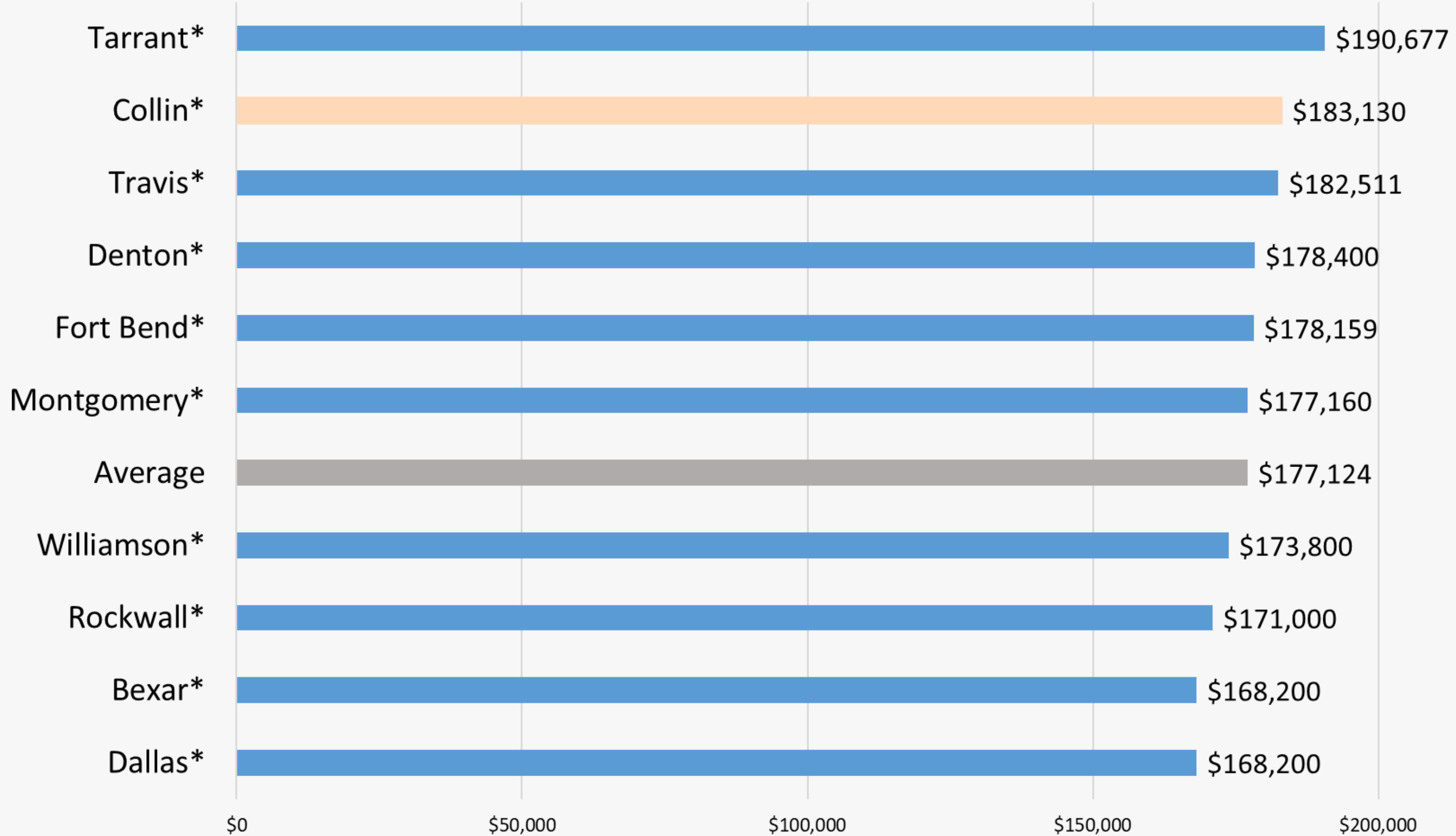
CONSTABLES – FY2023



COUNTY CLERK – FY2023

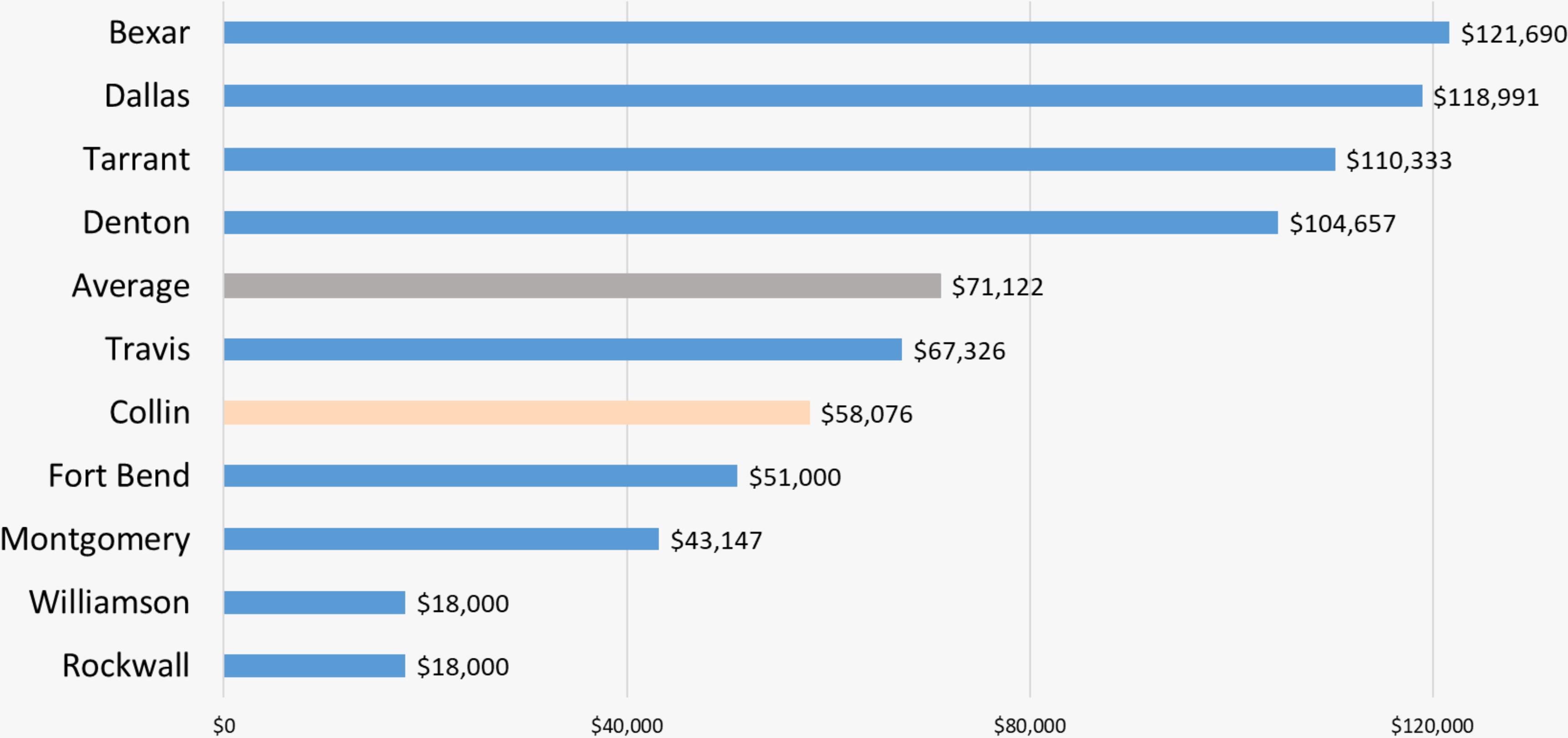


COUNTY COURT AT LAW JUDGES – FY2023

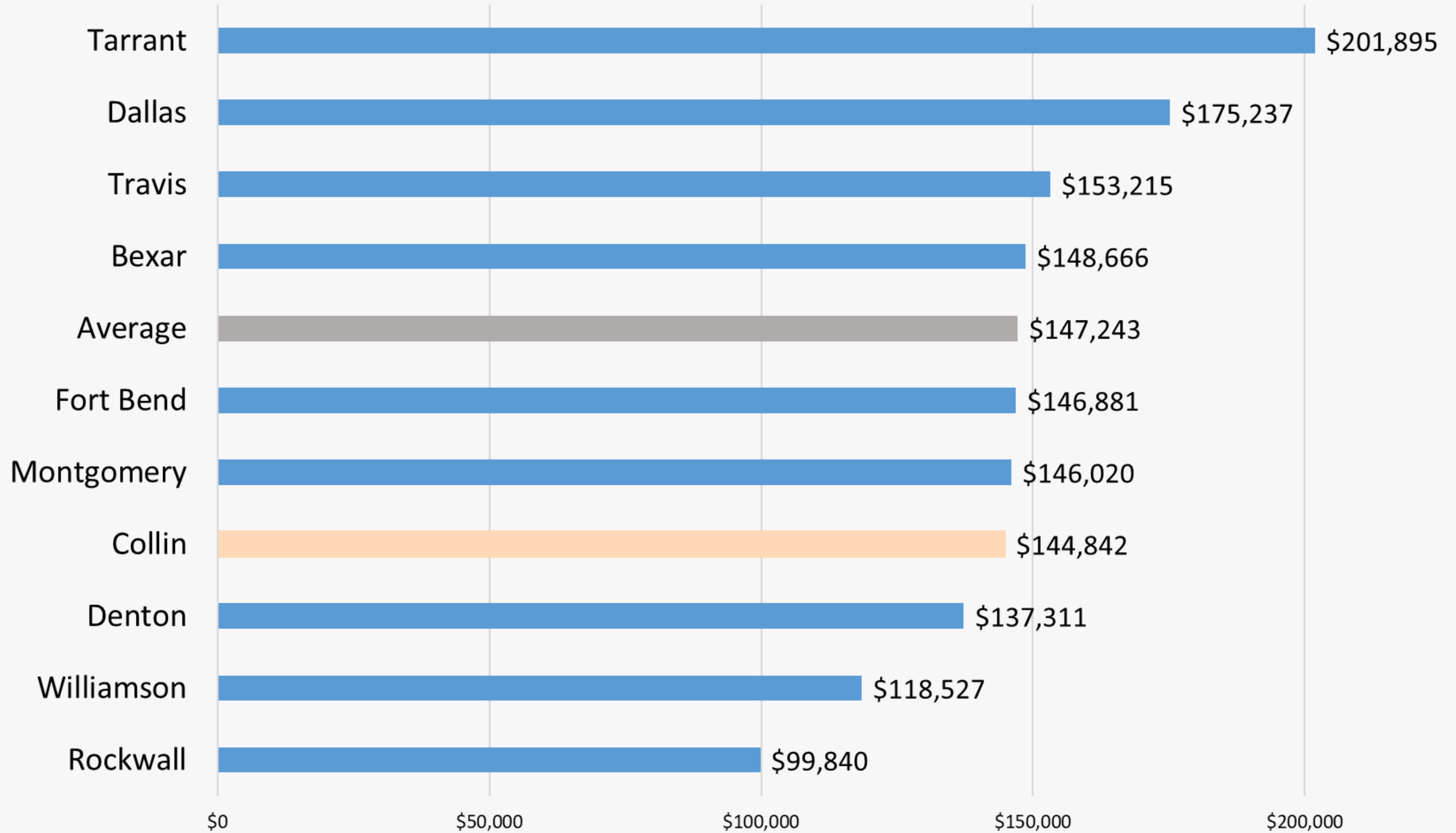


* Average salary used in calculation.

DISTRICT ATTORNEY – FY2023



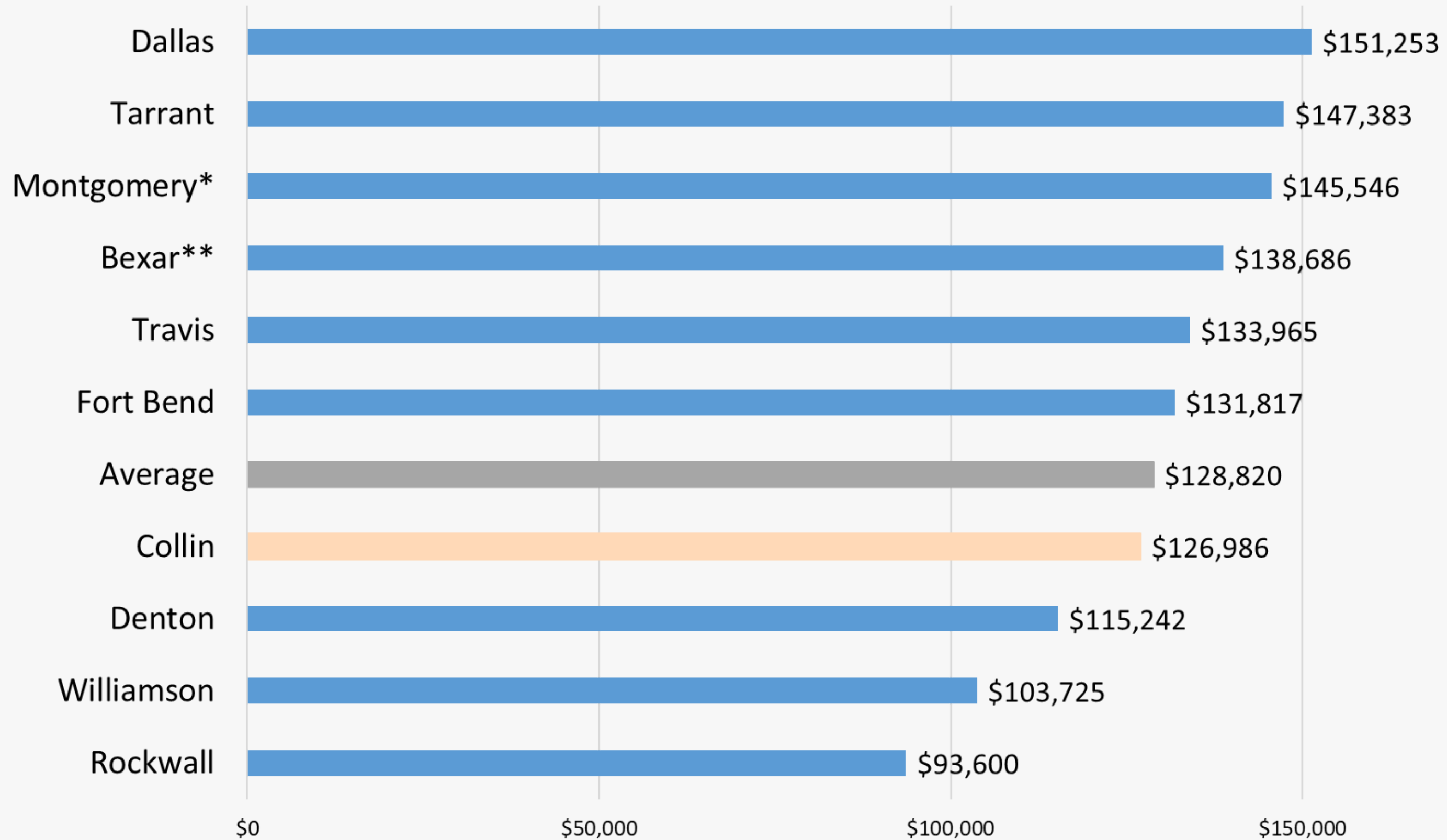
DISTRICT CLERK – FY2023



DISTRICT JUDGES – FY2023



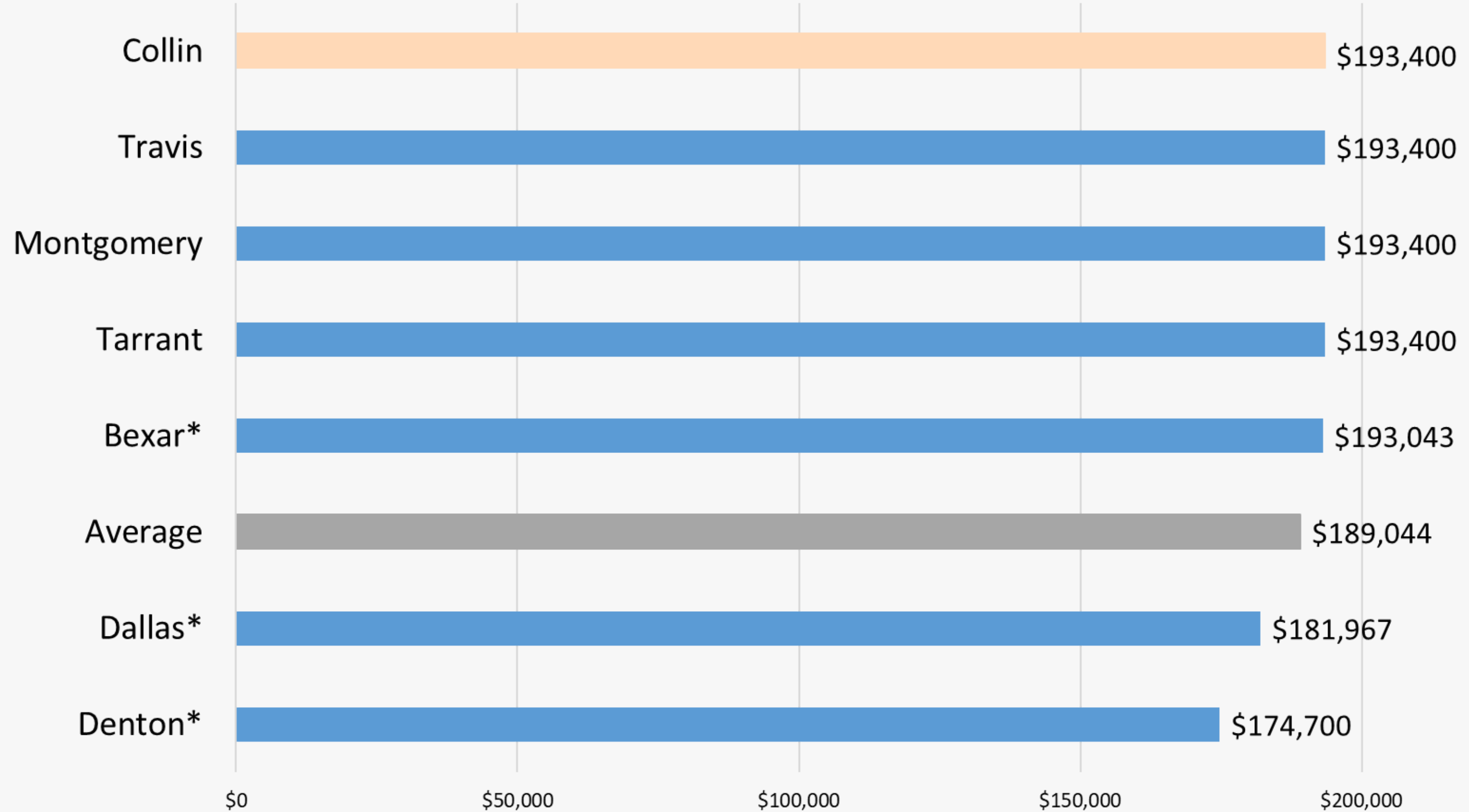
JUSTICES OF THE PEACE – FY2023



* Average salary used in calculation.

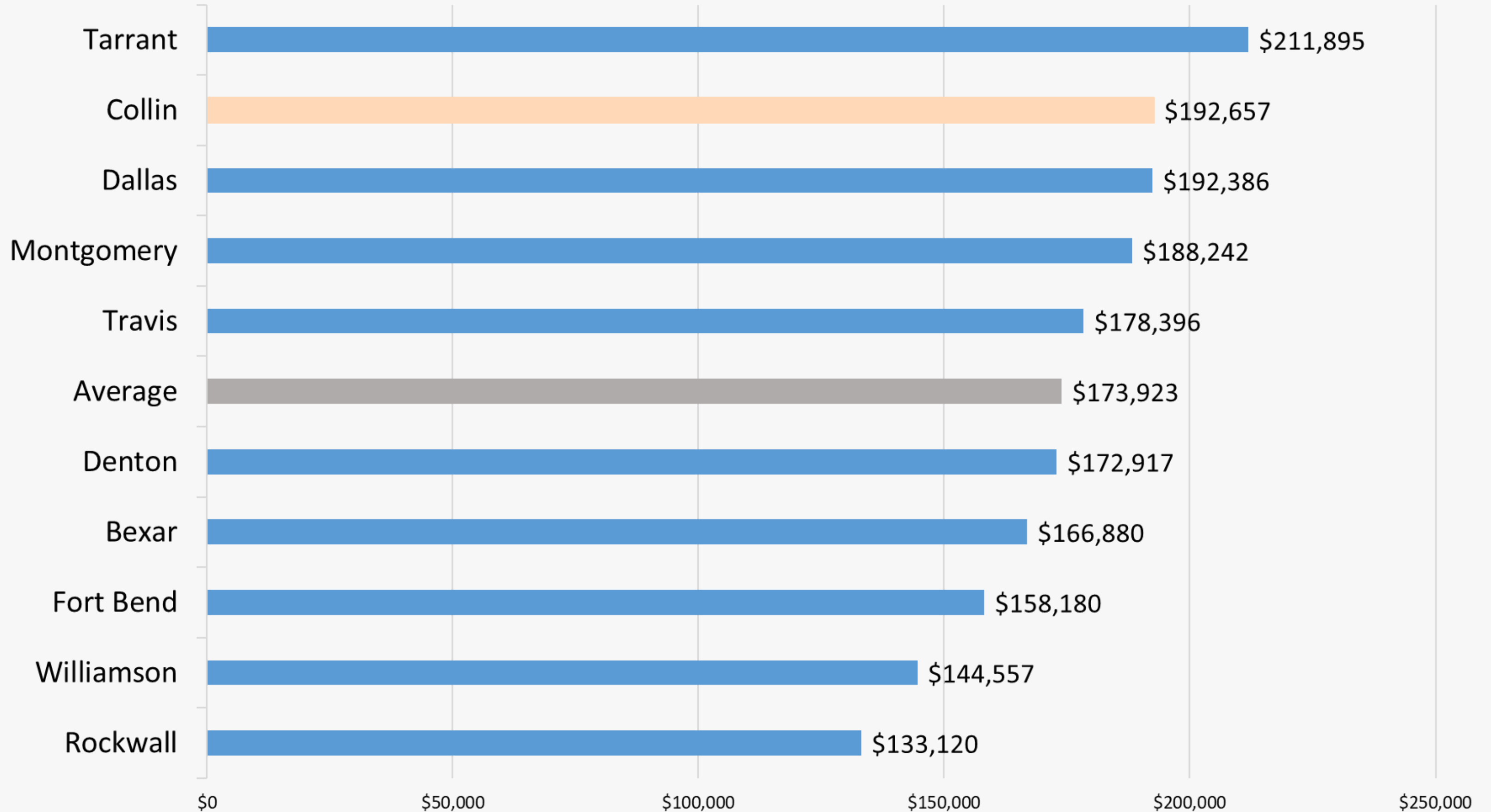
** Part-time Justice of the Peace salary is not used in average salary.

PROBATE JUDGE – FY2023



* Average salary used in calculation.

SHERIFF – FY2023



TAX ASSESSOR – FY2023

