



COLLIN COUNTY

FY 2024 Proposed Budget Public Hearing

BUDGET 2024



FY 2024 General Fund Revenue vs Expenditures



Fiscal Year	Taxes	Other Revenue	Total Revenue	Percent Change
FY 2020	\$178.8	\$29.0	\$207.8	
FY 2021	\$185.1	\$29.0	\$214.1	3.0%
FY 2022	\$191.3	\$30.6	\$221.9	3.7%
FY 2023	\$206.5	\$31.8	\$238.3	7.4%
FY 2024	\$234.1	\$35.7	\$269.8	13.2%

Fiscal Year	Expenditures	One-Time Exp.	Total Expenditures	% Change w/o One-Time Exp.
FY 2020	\$207.9	\$13.6	\$221.5	
FY 2021	\$214.0	---	\$214.0	-3.4%
FY 2022	\$222.8	\$14.5	\$237.3	10.9%
FY 2023	\$238.5	\$14.6	\$253.1	6.7%
FY 2024	\$269.8	---	\$269.8	6.6%



FY 2024 Road & Bridge Fund Revenue vs Expenditures



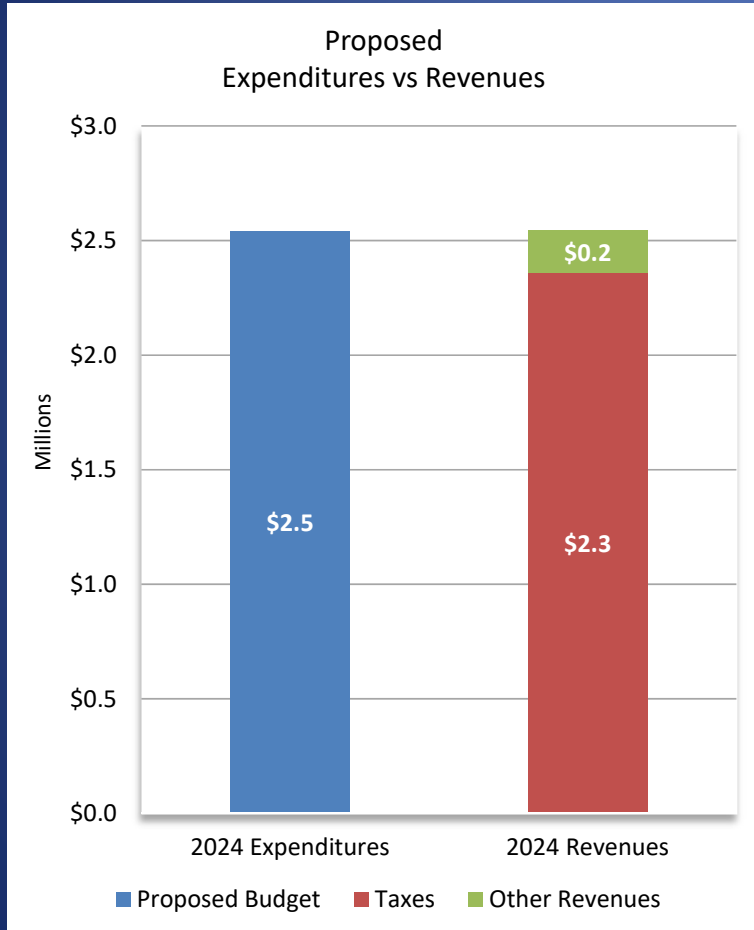
Fiscal Year	Taxes	Other Revenue	Total Revenues	Percent Change
FY 2020	---	\$23.1	\$23.1	
FY 2021	---	\$22.9	\$22.9	-0.5%
FY 2022	---	\$23.1	\$23.1	0.6%
FY 2023	---	\$24.5	\$24.5	6.2%
FY 2024	---	\$26.4	\$26.4	7.8%

Fiscal Year	Expenditures	Percent Change
FY 2020	\$25.1	
FY 2021	\$24.8	-1.2%
FY 2022	\$24.0	-3.4%
FY 2023	\$26.6	10.9%
FY 2024	\$30.3	13.9%

Note: Road and Bridge Fund is estimated to collect \$23.95 million in vehicle registration/title fees for FY 2024. The fund balance is healthy and can easily support a larger expenditure budget than revenue budget.



FY 2024 Permanent Improvement Fund Revenue vs Expenditures



Fiscal Year	Taxes	Other Revenue	Total Revenue	Percent Change
FY 2020	\$2.1	\$0.1	\$2.2	
FY 2021	\$1.4	\$0.1	\$1.5	-31.7%
FY 2022	\$2.2	\$0.1	\$2.3	52.5%
FY 2023	\$2.0	\$0.1	\$2.1	-7.5%
FY 2024	\$2.3	\$0.2	\$2.5	19.0%

Fiscal Year	Expenditures	Percent Change
FY 2020	\$2.2	
FY 2021	\$1.5	-35.3%
FY 2022	\$2.3	57.7%
FY 2023	\$2.1	-8.3%
FY 2024	\$2.5	19.0%



FY 2024 Debt Service Fund Revenue vs Expenditures

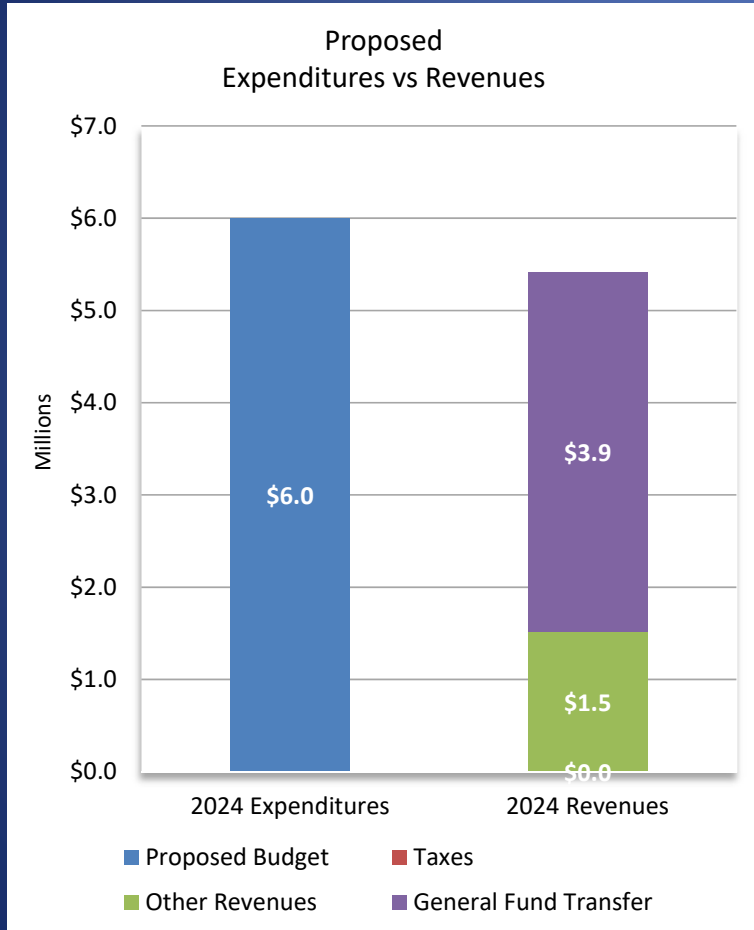


Fiscal Year	Taxes	Other Revenue	Total Revenue	Percent Change
FY 2020	\$76.5	\$0.5	\$77.0	
FY 2021	\$80.5	\$0.3	\$80.8	4.9%
FY 2022	\$84.8	\$0.1	\$84.9	5.2%
FY 2023	\$85.3	\$0.1	\$85.4	0.6%
FY 2024	\$92.0	\$0.6	\$92.6	8.4%

Fiscal Year	Expenditures	Percent Change
FY 2020	\$76.5	
FY 2021	\$80.4	5.1%
FY 2022	\$84.7	5.3%
FY 2023	\$84.7	0.0%
FY 2024	\$92.5	9.2%



FY 2024 Healthcare Fund Revenue vs Expenditures

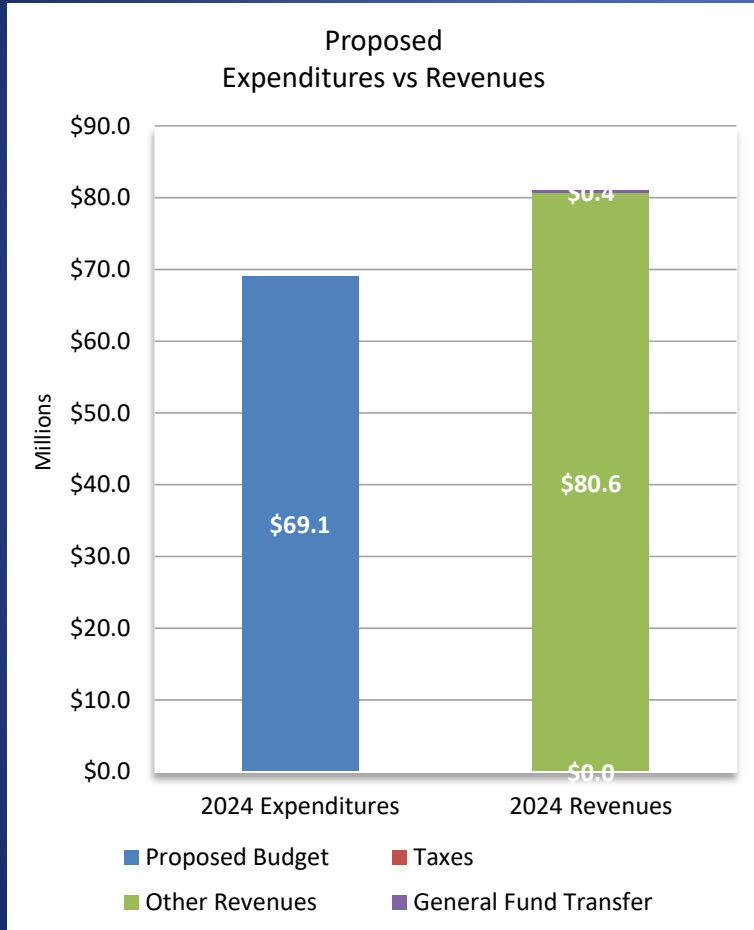


Fiscal Year	General Fund Transfer In	Other Revenue	Total Revenue	Percent Change
FY 2020	\$1.8	\$1.4	\$3.2	
FY 2021	\$2.7	\$1.4	\$4.1	27.6%
FY 2022	\$2.0	\$1.4	\$3.4	-17.1%
FY 2023	\$3.3	\$1.4	\$4.7	38.2%
FY 2024	\$3.9	\$1.5	\$5.4	14.9%

Fiscal Year	Expenditures	Percent Change
FY 2020	\$4.7	
FY 2021	\$5.8	22.5%
FY 2022	\$5.4	-6.2%
FY 2023	\$5.0	-7.9%
FY 2024	\$6.0	20.0%



FY 2024 Other Funds Revenues vs Expenditures



Fiscal Year	General Fund Transfer In	Other Revenue	Total Revenue	Percent Change
FY 2020	\$0.36	\$52.4	\$52.8	
FY 2021	\$0.46	\$54.8	\$55.3	4.6%
FY 2022	\$0.36	\$59.9	\$60.3	9.1%
FY 2023	\$0.36	\$65.3	\$65.7	8.9%
FY 2024	\$0.36	\$80.6	\$81.0	23.3%

Fiscal Year	Expenditures	Percent Change
FY 2020	\$51.8	
FY 2021	\$58.0	12.0%
FY 2022	\$58.2	0.3%
FY 2023	\$63.2	8.6%
FY 2024	\$69.1	9.3%



FY 2024 Combined Funds Revenue vs Expenditures

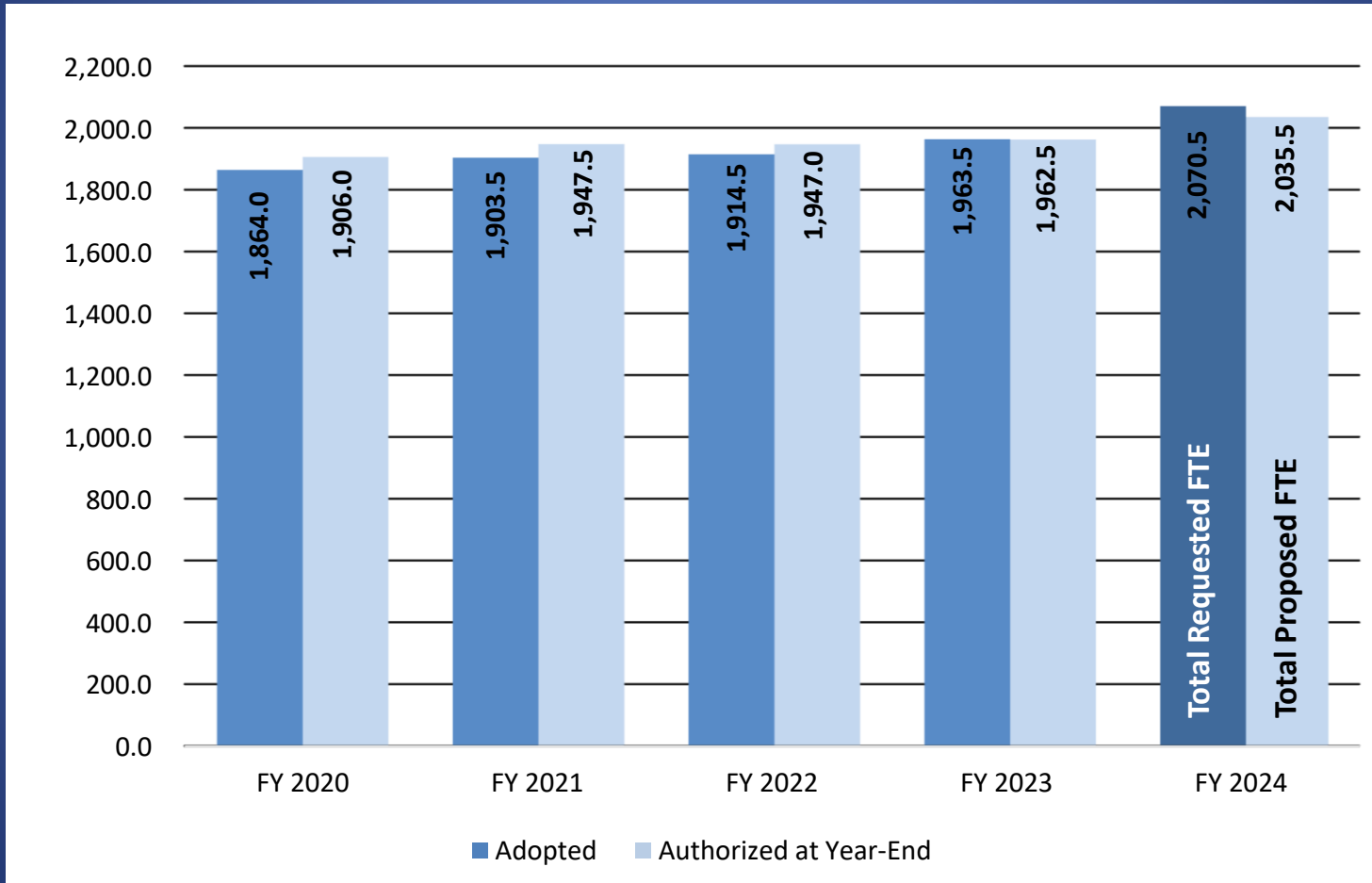


Fiscal Year	Taxes	Other Revenue	Total Revenue	Percent Change
FY 2020	\$257.5	\$108.7	\$366.2	
FY 2021	\$266.9	\$111.6	\$378.5	3.4%
FY 2022	\$278.3	\$117.6	\$395.8	4.6%
FY 2023	\$293.9	\$126.9	\$420.8	6.3%
FY 2024	\$328.4	\$149.3	\$477.7	13.5%

Fiscal Year	Expenditures	One Time Exp.	Total Expenditures	% Change w/o One-Time Exp.
FY 2020	\$368.3	\$13.6	\$381.9	
FY 2021	\$384.6	---	\$384.6	0.7%
FY 2022	\$397.5	\$14.5	\$412.0	7.1%
FY 2023	\$420.2	\$14.6	\$434.8	5.5%
FY 2024	\$470.3	---	\$470.3	8.2%



Authorized Full-Time Equivalents (FTE)





New Positions – General Fund

- 493rd District Court
 - +1 District Judge
 - +1 District Court Administrator
 - +1 Court Officer
 - +1 Court Reporter
- 494th District Court (1 month)
 - +1 District Judge
 - +1 District Court Administrator
 - +1 Court Officer
 - +1 Court Reporter
- Building Superintendent
 - +1 Building Projects Coordinator
- County Auditor
 - +1 Accounts Payable Technician
- County Clerk
 - +1 Lead Clerk
 - +1 Compliance Analyst
- Development Services
 - +1 Inspector



New Positions – General Fund Cont.

- District Attorney
 - +1 Felony Prosecutor
 - +1 Secretary
 - +1 Trial Bureau Chief
 - +1 Felony Appellate Attorney
 - +1 Victim Assistance Coordinator
- District Clerk
 - +2 District Clerk II
 - +1 Clerk I Civil/Family
 - +1 Lead Clerk
 - +1 Senior Administrator
 - +1 Clerk II Criminal Case Management
 - +1 Clerk II Civil/Family Case Management



New Positions – General Fund Cont.

- Elections
 - +1 Records and Audit Coordinator
 - +1 Functional Analyst
- Human Resources
 - +1 HR Generalist Compensation
 - +1 HR Generalist Employee Relations
 - +1 Management Trainer
 - +1 HR Generalist SO Liaison
- Justice of the Peace, Pct 4
 - +1 Legal Clerk I
- Juvenile Probation
 - +6 Juvenile Probation Officers
 - +1 Juvenile Probation Unit Supervisor
- Medical Examiner
 - +1 Field Agent
 - +1 Autopsy Tech



New Positions – General Fund Cont.

- Purchasing
 - +1 Senior Buyer
 - +1 Buyer II
- Tax Assessor
 - +1 Title Specialist II
 - +1 Lead Clerk
- Sheriff's Office - Admin
 - +2 Narcotics Criminal Investigators
 - +2 General Crimes Investigators
 - +2 Patrol Lieutenants
 - +3 Deputy Sheriffs (Courthouse)
 - +1 Sergeant (Courthouse)
- Sheriff's Office – Jail
 - +14 Detention Officers (4 months)
 - +2 Jail Sergeants (2 months)



New Positions – Other Funds

Road & Bridge Fund

- Road & Bridge
 - +2 Inspector
 - +1 Superintendent
- Engineering
 - +2 Senior Civil Engineer
 - +1 Environmental Construction Specialist
 - +1 Functional Analyst
- GIS
 - +1 GIS Coordinator

Animal Safety Fund

- Animal Control
 - +1 Animal Control Officer
 - +1 Foster/Rescue/Adoption Coordinator
 - +1 Animal Services Manager



Position Changes – General Fund

- District Court Shared
 - -1 Deputy Court Admin Assistant
 - +1 Deputy Court Administrator
- Human Resources
 - -1 Senior Benefits Representative
 - +1 HR Manger
- Sheriff's Office
 - -2 Deputy Sheriff
 - -1 Secretary
 - +2 Sergeant
 - -1 Deputy Sheriff
 - +1 Assistant Chief
 - -1 Corporal
 - +1 Sergeant
 - -1 AFIS Tech
 - +1 Criminalist



Contract Position Adjustments – General Fund

Inmate and Staff Food Contract was awarded on Court Monday, August 14, 2023. The elimination of these positions are a part of the change from in-house to contract based food services.

- Sheriff's Office - Jail
 - -9 Food Service Techs
 - -1 Food Service Supervisor



Position Changes – Other Funds

County Clerk Records Preservation

Fund

- County Clerk Records
 - -1 Deputy Clerk II
 - +1 Records Management Coordinator

Healthcare Foundation

- Healthcare Admin
 - -2 Outreach Specialist
 - -1 Immunization Service Aid
 - +3 Tech I



Next Steps

- Motion to Adopt Elected Officials Salaries
- Motion to Adopt the M&O

Tax Rate

- \$0.107493
- Motion to Adopt the Debt Service Tax Rate
 - \$0.041850
- Motion to Adopt the Total Combined Tax Rate

Fund	FY 2023 Adopted	FY 2024 Proposed	Change	
General Fund	\$0.107120	\$0.106420	-\$0.000700	-0.7%
Road & Bridge Fund	---	---	---	
Permanent Improvement Fund	<u>\$0.001052</u>	<u>\$0.001073</u>	<u>\$0.000021</u>	2.0%
Total M&O Tax Rate	\$0.108172	\$0.107493	-\$0.000679	-0.6%
Debt Service Fund	<u>\$0.044271</u>	<u>\$0.041850</u>	<u>-\$0.002421</u>	-5.5%
Total Tax Rate	<u>\$0.152443</u>	<u>\$0.149343</u>	<u>-\$0.003100</u>	-2.0%

- \$0.149343 which is effectively an 8.0% increase in the tax rate when compared to the FY 2024 No New Revenue Tax Rate (*Record Vote*)
- Motion to Adopt the FY 2024 Budget (*Record Vote*)
- Motion to Adopt FY 2024 Committed Fund Balance



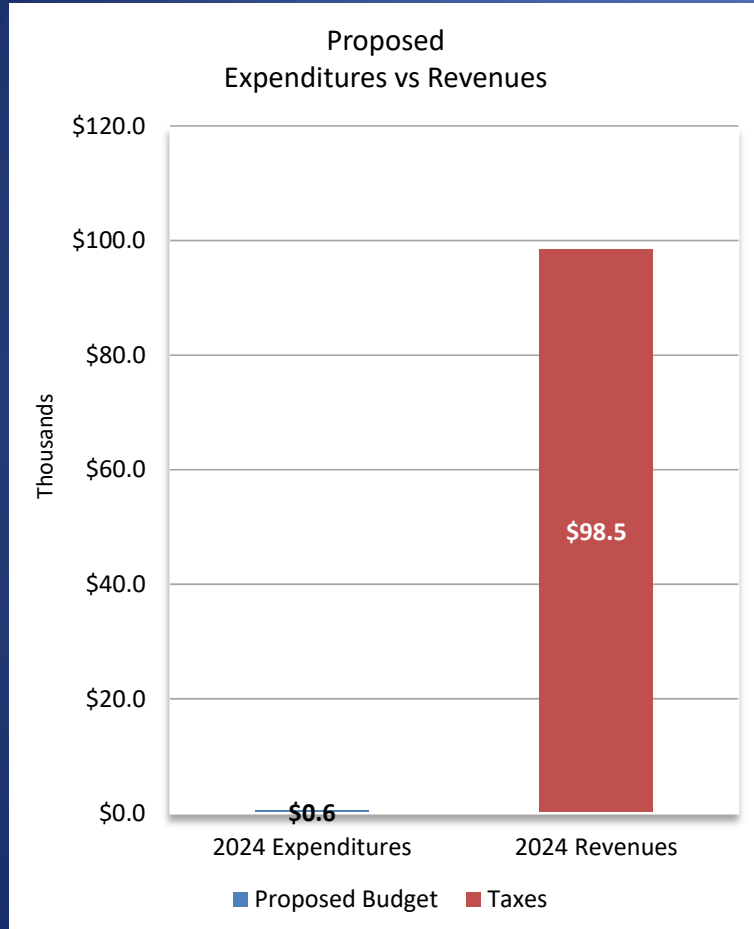
COLLIN COUNTY

FY 2024 Proposed Budget Trails of Blue Ridge

BUDGET 2024



Trails of Blue Ridge Revenue vs Expenditures



Fiscal Year	Taxes	Other Revenue	Total Revenue	Percent Change
FY 2021	---	---	---	
FY 2022	\$65,000	---	\$65,000	100%
FY 2023	\$85,058	---	\$85,058	30.9%
FY 2024	\$98,480	---	\$98,480	15.8%

- Tax Rate was approved by the voters on November 05, 2019
- Approved Tax Rate \$0.15

Fiscal Year	Expenditures	Percent Change
FY 2021	\$500,000	
FY 2022	\$435	-99.9%
FY 2023	\$477	9.7%
FY 2024	\$606	27.0%

- FY 2023 remaining balance to be carried over into FY 2024



Next Steps

- Motion to Adopt FY 2024 Trails of Blue Ridge Budget
- Motion to Adopt Trails of Blue Ridge Tax Rate
 - \$0.15 as approved by voters