

# Collin County Overtime Hours Review - (Includes Elections and Grants)

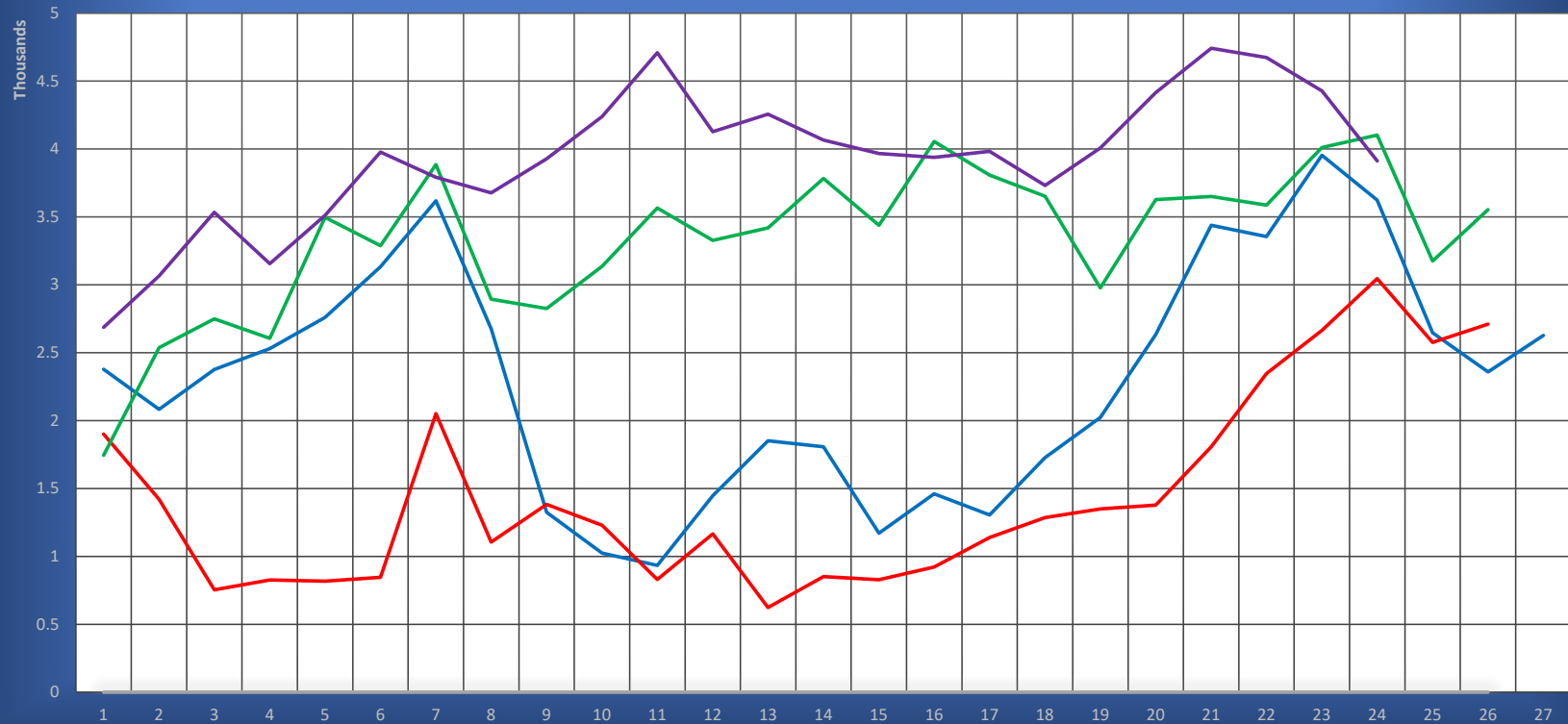
## April 2023 - September 2023

Sum of Est Gross	Column Labels												
Row Labels	2 - April	16 - April	30 - April	14 - May	28 - May	11 - June	25 - June	9 - July	23 - July	6 - August	20 - August	3 - September	17 - September
<b>County</b>													
<b>Sheriff</b>													
Adm/Releas	33												
Bailiff												16	
Call In	39	15	29	68	31		4	18	21	10	2	3	64
Control Rm			5									8	8
ConWatch	94	68	83	25	118	47	68	180	308	214	188	273	294
FieldTrain	32	14		51		28				24			
Housing	1,628	1,953	1,962	1,762	2,070	1,790	1,714	1,371	1,796	1,634	1,997	1,993	2,341
Jury		1	19	1		3	6	3		6	35	5	
Med/Hosp	974	207	434	522	666	837	651	1,089	691	836	608	186	264
Services				3									
Shortage D	118	36	135	38	112	66	113	93	26	164	108	63	88
Shortage P						58	24	47	9	40			35
Training	3			8				3				64	64
Video Visi												25	
<b>Sheriff Total</b>	<b>2,919</b>	<b>2,293</b>	<b>2,667</b>	<b>2,477</b>	<b>2,997</b>	<b>2,828</b>	<b>2,579</b>	<b>2,802</b>	<b>2,851</b>	<b>2,927</b>	<b>2,954</b>	<b>2,618</b>	<b>3,158</b>
<b>Refunded</b>													
District Attorney			49	58	96	59	57	51					
<b>Refunded Total</b>			<b>49</b>	<b>58</b>	<b>96</b>	<b>59</b>	<b>57</b>	<b>51</b>					
<b>Other</b>													
Animal Control	52	22	20	56	42	54	66	31	9	139	97	42	72
Animal Shelter	29	10	5	9	3	14	9	8	5	2		23	14
Constable PCT 3				33			20						
District Clerk									2				
Elections	22	21	28	355	28	58	200						
Equipment Services	8	8	8		8	8	16	8		8	8	8	
Facilities	76	43	107	111	126	63	109	125	80	118	155	80	46
Information Tech Services				75		4	31						
Juv Alternative Education	47	68	82	143	120	151	195	95	62	127	189	143	37
Juvenile Detention	480	1,014	779	776	942	713	782	736	836	482	381	692	541
Juvenile Probation	117	155	101	67	127	143	118	99	70	53	33	22	88
Medical Examiner					144								
Road & Bridge Maintenance	18	18	16	16	12	10	27	29	16	26	19	16	8
<b>Other Total</b>	<b>848</b>	<b>1,359</b>	<b>1,145</b>	<b>1,641</b>	<b>1,550</b>	<b>1,217</b>	<b>1,570</b>	<b>1,131</b>	<b>1,080</b>	<b>954</b>	<b>880</b>	<b>1,026</b>	<b>805</b>
<b>County Total</b>	<b>3,767</b>	<b>3,651</b>	<b>3,860</b>	<b>4,176</b>	<b>4,643</b>	<b>4,103</b>	<b>4,206</b>	<b>3,983</b>	<b>3,932</b>	<b>3,881</b>	<b>3,835</b>	<b>3,644</b>	<b>3,963</b>
<b>Refunded</b>													
<b>Refunded</b>													

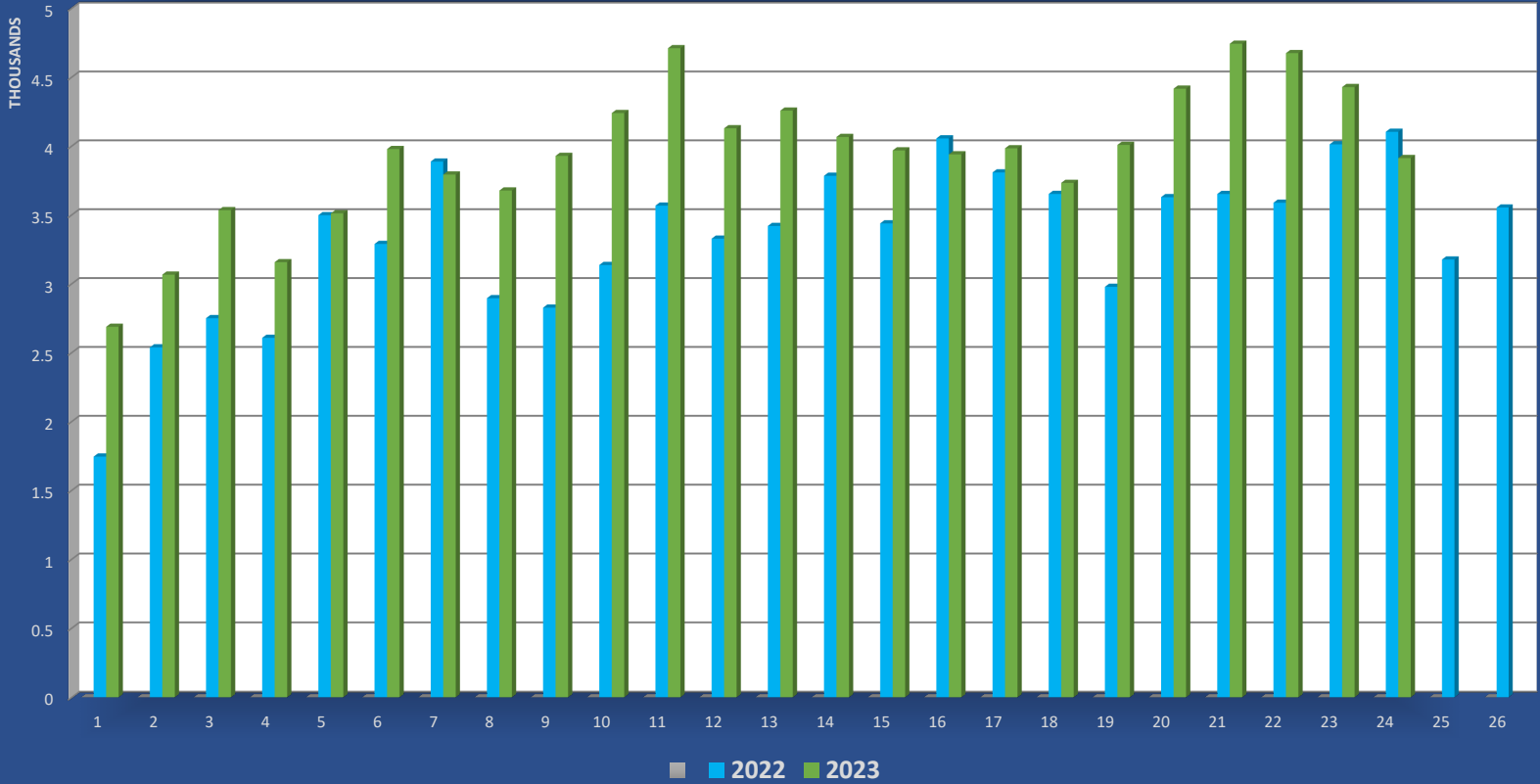
Sum of Est Gross	Column Labels													
Row Labels	2 - April	16 - April	30 - April	14 - May	28 - May	11 - June	25 - June	9 - July		23 - July	6 - August	20 - August	3 - September	17 - September
District Attorney	5	6	10	10	10	5	5	21		3	2	4		
Elections			54	4,355	139	699	29			0	0		0	
Jail Operations						8								
Sheriff's Office	21	20	58	53	57	12	46	62		34	56	145	88	45
<b>Refunded Total</b>	<b>26</b>	<b>26</b>	<b>122</b>	<b>4,418</b>	<b>206</b>	<b>724</b>	<b>79</b>	<b>82</b>		<b>36</b>	<b>58</b>	<b>149</b>	<b>88</b>	<b>45</b>
<b>Refunded Total</b>	<b>26</b>	<b>26</b>	<b>122</b>	<b>4,418</b>	<b>206</b>	<b>724</b>	<b>79</b>	<b>82</b>		<b>36</b>	<b>58</b>	<b>149</b>	<b>88</b>	<b>45</b>
<b>Grand Total</b>	<b>3,793</b>	<b>3,677</b>	<b>3,982</b>	<b>8,594</b>	<b>4,849</b>	<b>4,827</b>	<b>4,285</b>	<b>4,065</b>		<b>3,968</b>	<b>3,939</b>	<b>3,983</b>	<b>3,732</b>	<b>4,008</b>

# Collin County Government Overtime Hours Review -(No Elections)

— 2020 — 2021 — 2022 — 2023

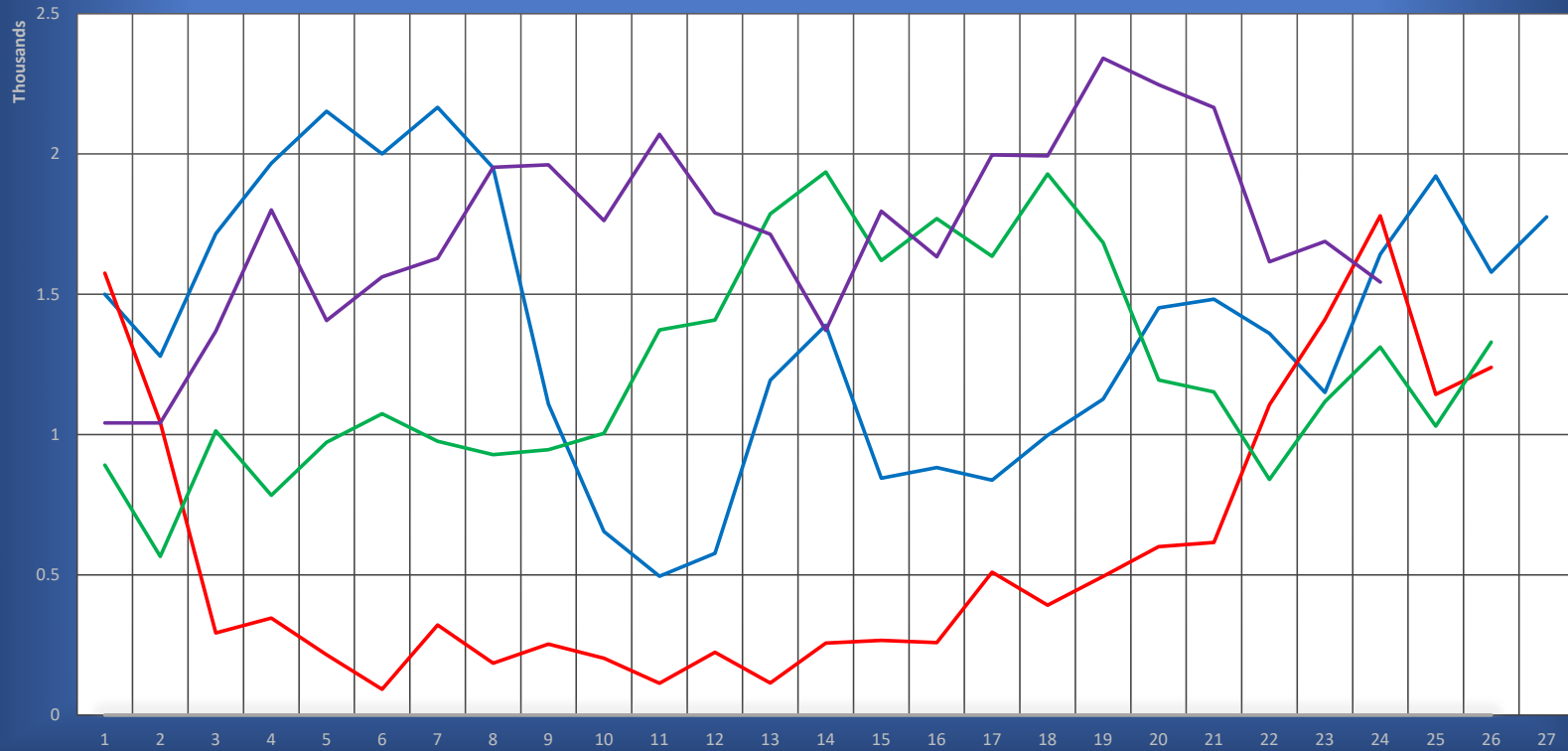


# Collin County Government Overtime Hours Review -(No Elections)



# Collin County Government Overtime Hours Review -(Housing)

— 2020 — 2021 — 2022 — 2023



# Collin County Government Overtime Hours Review -(Housing)

