

Collin County Overtime Wages Review - (Includes Elections and Grants)

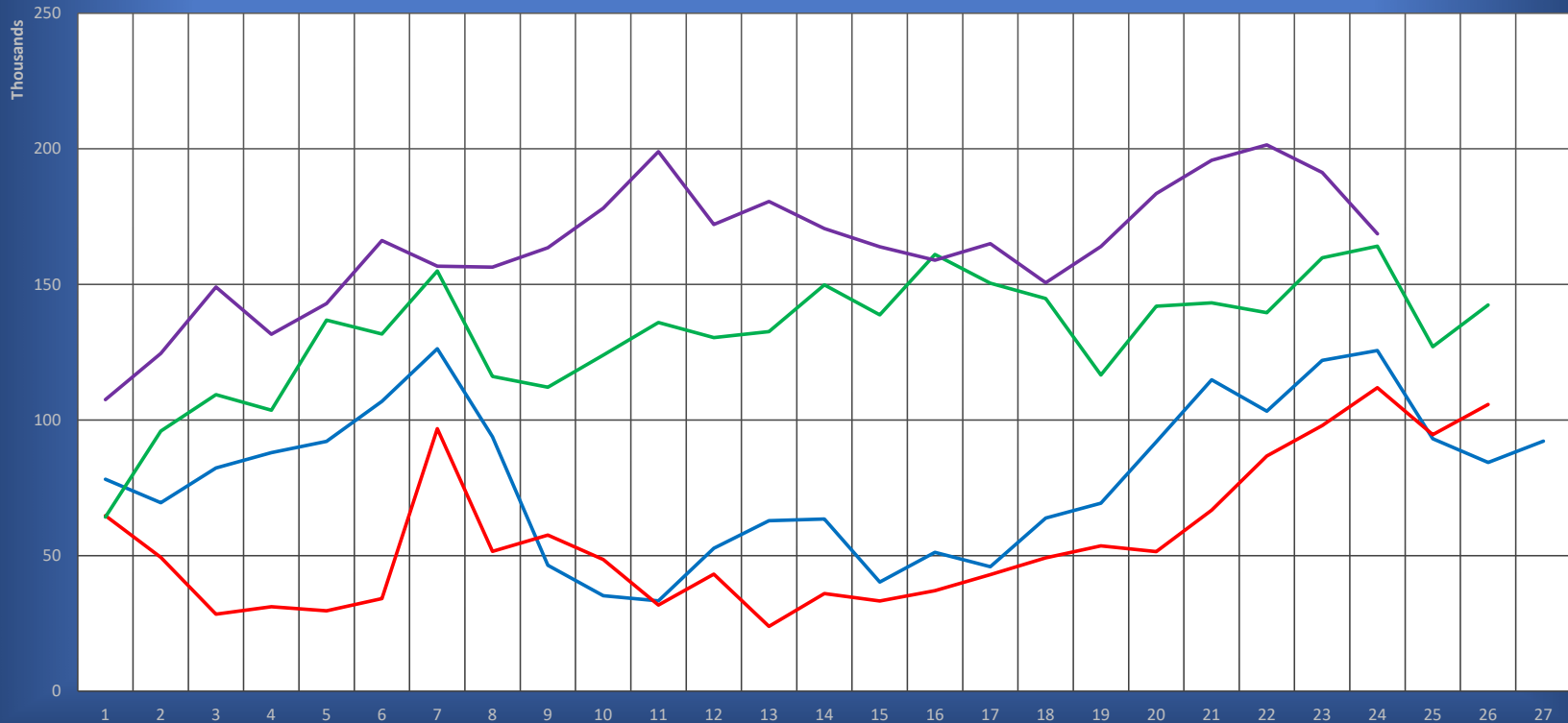
April 2023 - September 2023

Sum of Est Gross	Column Labels													
Row Labels	2 - April	16 - April	30 - April	14 - May	28 - May	11 - June	25 - June	9 - July	23 - July	6 - August	20 - August	3 - September	17 - September	
County														
Sheriff														
Adm/Releas	1,521													
Bailiff											565			
Call In	2,237	836	1,656	3,908	1,789		220	909	1,236	387	97	157	3,645	
Control Rm			190									318	303	
ConWatch	3,895	2,535	3,447	899	4,913	1,889	3,020	7,019	12,421	8,794	7,603	11,436	12,091	
FieldTrain	1,319	562		1,958		1,016				1,008				
Housing	62,266	77,242	75,437	67,963	80,675	67,319	68,363	53,578	69,936	61,304	76,987	75,725	90,838	
Jury		38	787	40		98	267	101		233	1,419	190		
Med/Hosp	40,858	9,523	19,861	23,464	29,192	36,652	29,186	45,037	28,820	34,515	26,601	8,318	11,829	
Services				165										
Shortage D	5,081	1,601	6,222	1,712	4,769	2,975	4,626	3,671	1,157	7,322	4,946	2,520	3,412	
Shortage P						3,636	1,554	2,891	509	2,495			2,241	
Training	102			298				89				2,303	2,365	
Video Visi												1,135		
Sheriff Total	117,281	92,337	107,600	100,408	121,339	113,586	107,237	113,296	114,078	116,059	118,217	102,102	126,724	
Refunded														
District Attorney			1,790	2,444	3,980	2,366	2,575	2,149						
Refunded Total			1,790	2,444	3,980	2,366	2,575	2,149						
Other														
Animal Control	1,524	751	572	1,887	1,161	1,765	1,907	1,061	361	4,051	2,846	1,394	2,127	
Animal Shelter	961	371	191	467	156	573	386	312	228	60		731	444	
Constable PCT 3				1,705			1,208							
District Clerk									93					
Elections	798	791	1,099	13,476	1,125	2,264	7,337							
Equipment Services	344	344	344		344	344	689	344		344	344	344		
Facilities	2,960	1,774	4,404	4,371	4,862	2,284	4,262	4,901	3,237	4,441	6,298	2,863	1,728	
Information Tech Services				3,321		155	1,287							
Juv Alternative Education	2,248	3,264	3,934	6,784	5,640	7,021	9,061	4,439	2,862	5,846	8,803	6,656	1,591	
Juvenile Detention	21,218	45,167	32,342	34,643	41,530	31,676	33,638	31,855	36,015	20,167	16,067	28,734	22,889	
Juvenile Probation	6,967	9,146	5,961	3,699	7,053	8,163	6,692	5,631	4,044	2,986	1,931	1,256	5,183	
Medical Examiner					6,789									
Road & Bridge Maintenance	682	704	706	706	499	433	1,037	1,233	624	1,174	839	706	374	
Other Total	37,703	62,312	49,554	71,059	69,159	54,678	67,503	49,776	47,464	39,069	37,128	42,685	34,335	
County Total	154,984	154,648	158,944	173,911	194,477	170,630	177,314	165,221	161,542	155,128	155,345	144,788	161,058	
Refunded														
Refunded														

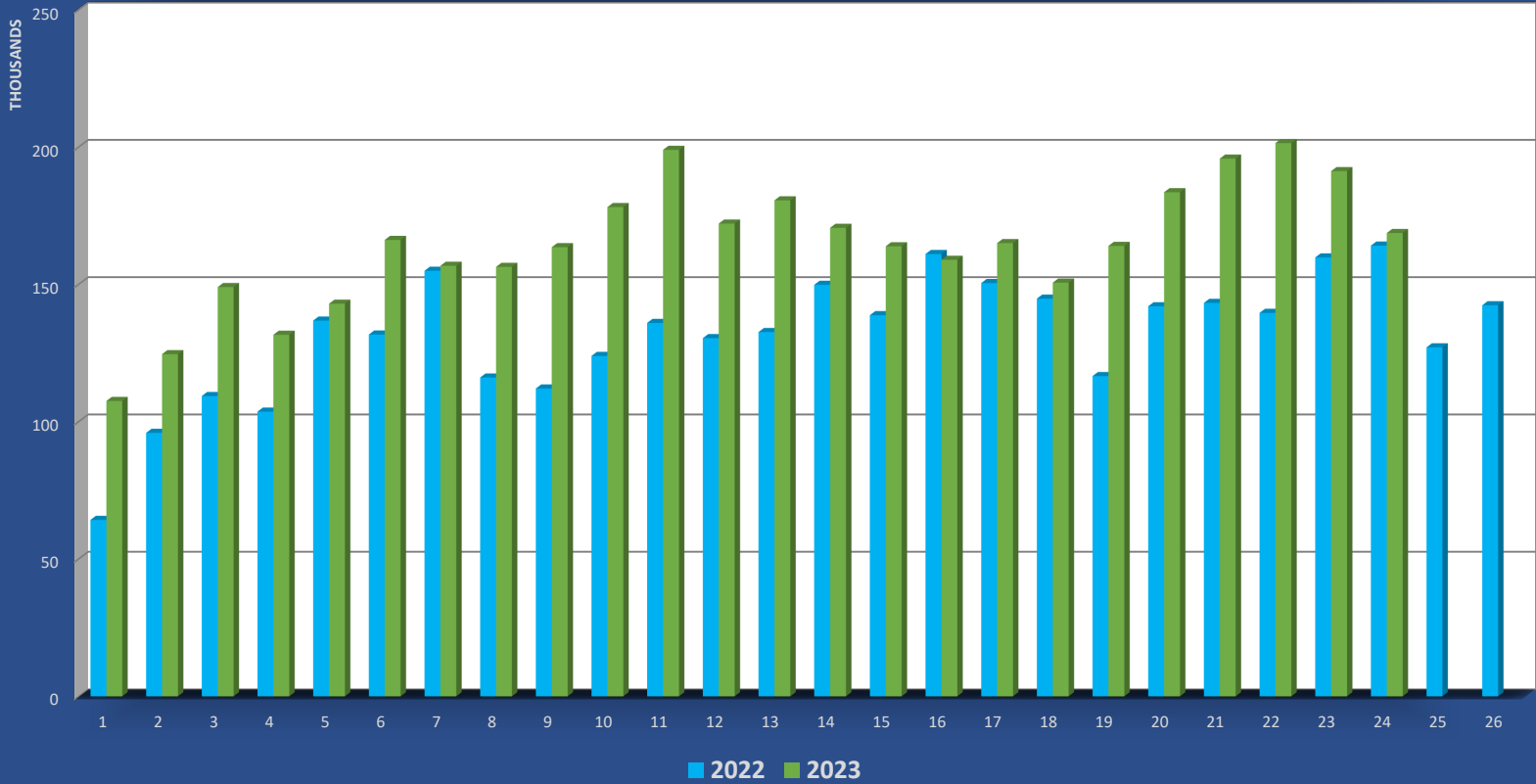
Sum of Est Gross	Column Labels													
Row Labels	2 - April	16 - April	30 - April	14 - May	28 - May	11 - June	25 - June	9 - July	23 - July	6 - August	20 - August	3 - September	17 - September	
District Attorney	346	415	692	692	692	346	346	1,418	173	138	277			
Elections			1,215	89,609	2,721	14,718	564		0	0		4		
Jail Operations						424								
Sheriff's Office	1,429	1,302	3,895	3,534	3,822	733	2,926	3,944	2,143	3,673	9,397	5,838	2,952	
Refunded Total	1,775	1,717	5,801	93,834	7,234	16,221	3,836	5,362	2,315	3,812	9,674	5,841	2,952	
Refunded Total	1,775	1,717	5,801	93,834	7,234	16,221	3,836	5,362	2,315	3,812	9,674	5,841	2,952	
Grand Total	156,759	156,366	164,745	267,745	201,711	186,851	181,150	170,583	163,857	158,940	165,019	150,629	164,010	

Collin County Government Overtime Wages Review -(No Elections)

— 2020 — 2021 — 2022 — 2023

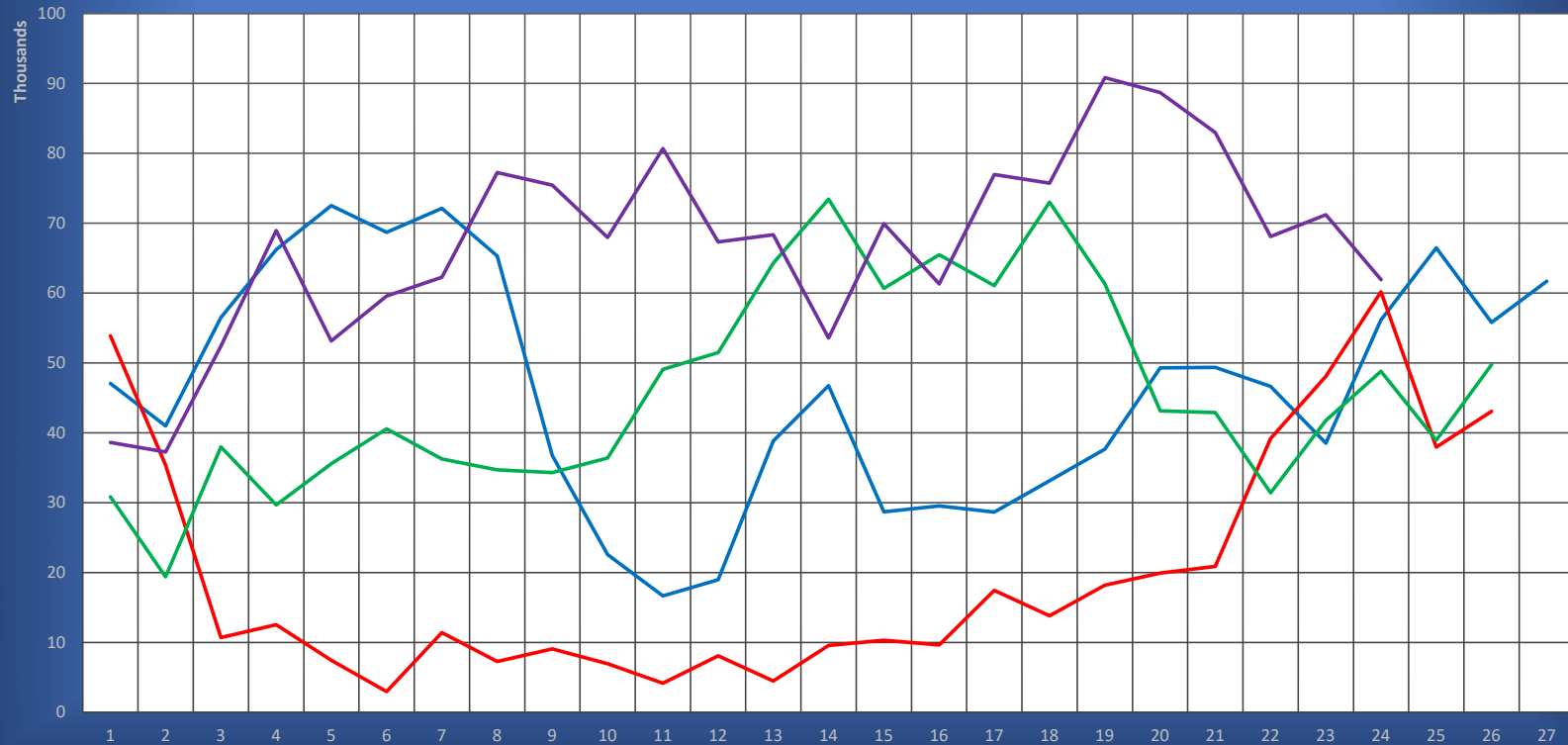


Collin County Government Overtime Wages Review -(No Elections)



Collin County Government Overtime Wages Review -(Housing)

— 2020 — 2021 — 2022 — 2023



Collin County Government Overtime Wages Review -(Housing)

