

## Collin County Overtime Hours Review - (Includes Elections and Grants) Calendar 2024

<b>County</b>	
Sheriff	34,422
Other	16,336
<b>County Total</b>	<b>50,758</b>
<b>Refunded</b>	
Refunded	18,558
<b>Refunded Total</b>	<b>18,558</b>
<b>Grand Total</b>	<b>69,316</b>

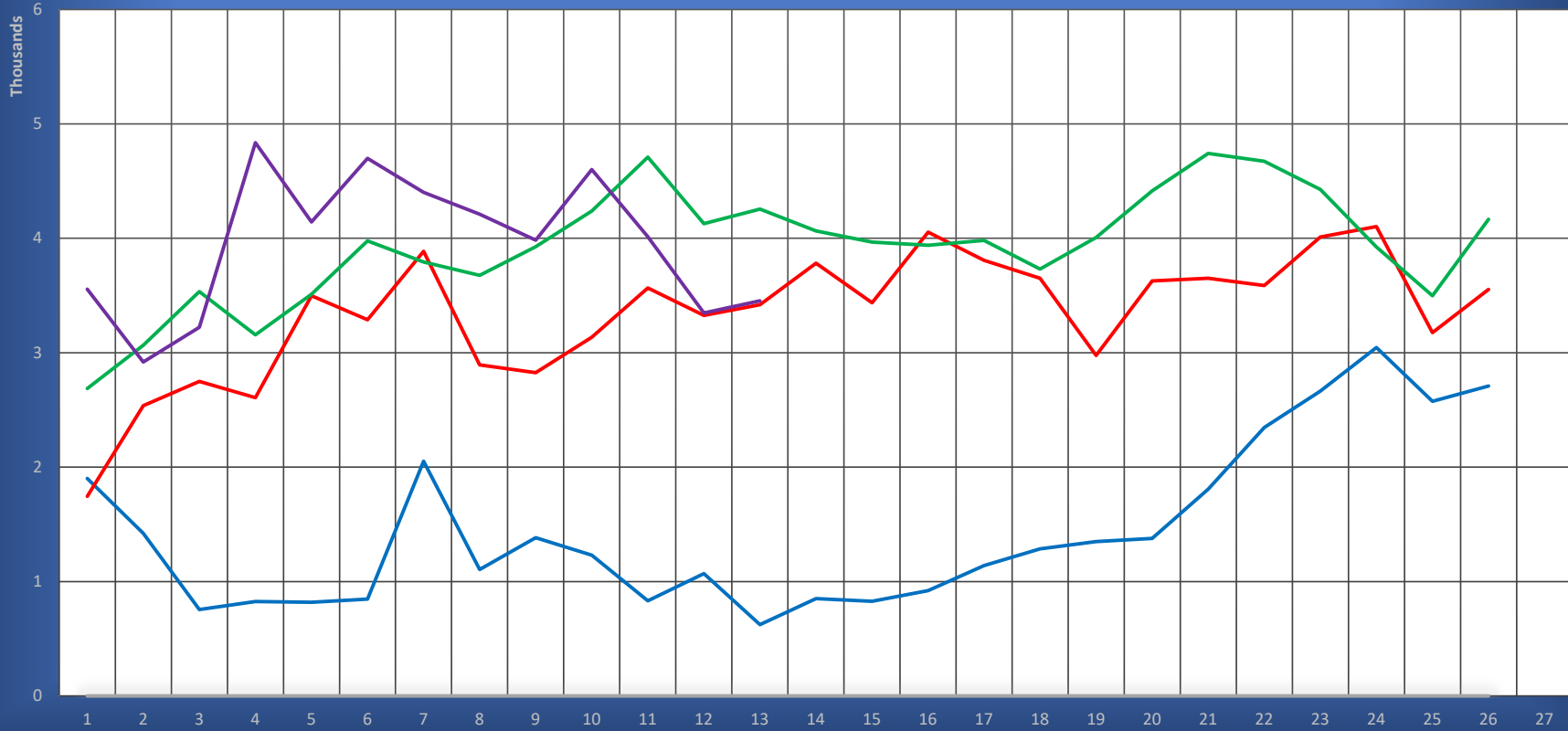
# Collin County Overtime Hours Review - (Includes Elections and Grants)

## Calendar January - June 2024

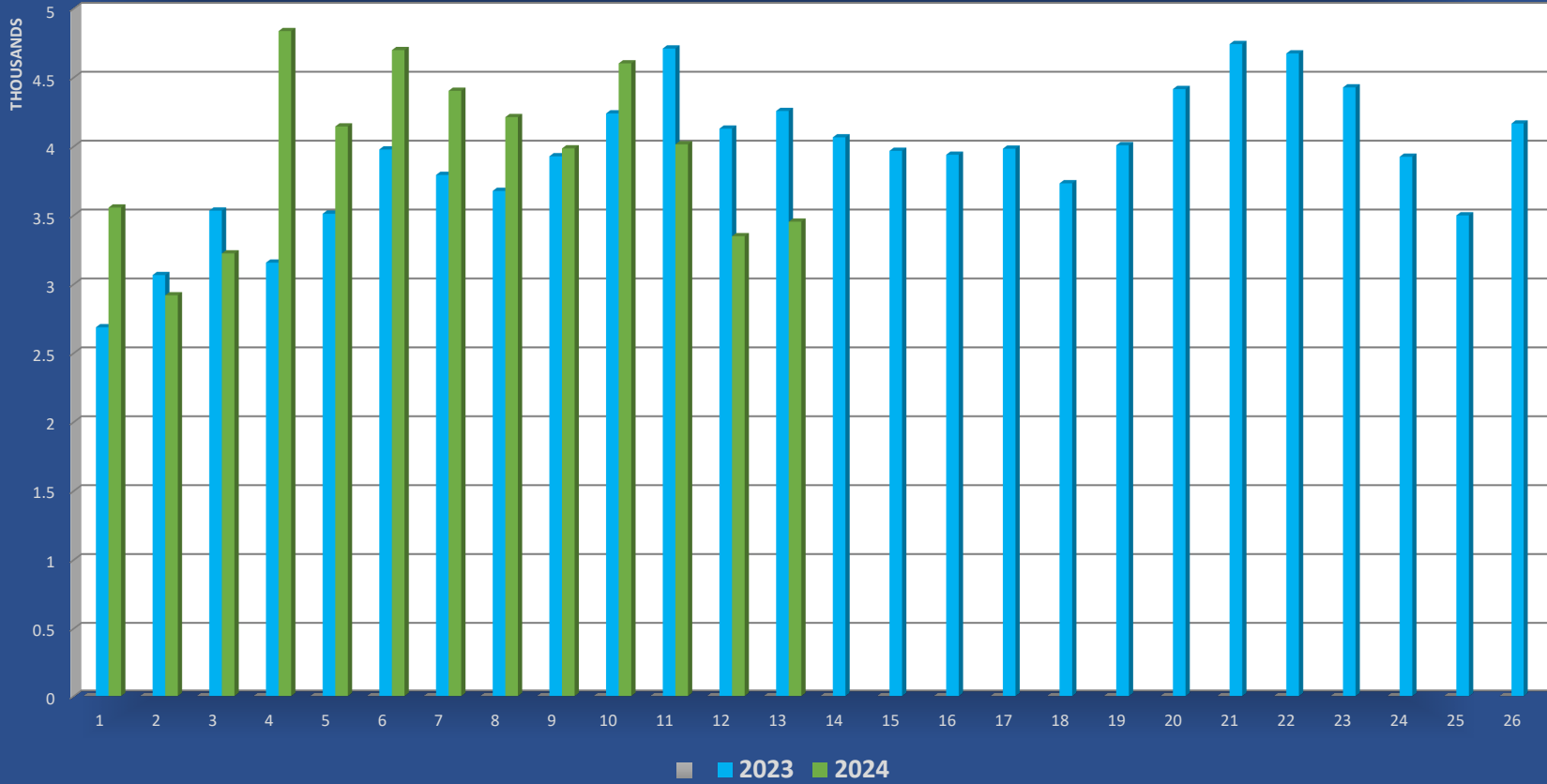
Sum of Est Gross	Column Labels													
Row Labels	7 - January	21 - January	4 - February	18 - February	3 - March	17 - March	31 - March	14 - April	28 - April	12 - May	26 - May	9 - June	23 - June	Grand Total
<b>County</b>														
<b>Sheriff</b>														
Adm/Releas				7		12								19
Call In		14	44	33	24	40	18	16	82	41	223	14	10	558
ConWatch	114	162	112	44	233	117	127	123	104	149	222	235	110	1,850
ElecCty EE					4	5								9
Housing	1,576	1,578	1,571	2,251	1,727	1,685	2,335	1,798	1,886	1,575	1,559	1,250	2,038	22,829
Jury	1		9	6	2			2						19
Med/Hosp	694	174	180	605	347	699	552	725	503	867	753	1,233	503	7,832
Other									6	4				10
Shortage D	4	14		20	52	7	6	8	6	8	16	21	10	172
Shortage P			3		6				5	2	160	8		184
Special OT													180	180
Training	91	27	8	88	72	62		128	8	72		80	71	706
Video Visi	13											21	22	55
<b>Sheriff Total</b>	<b>2,492</b>	<b>1,967</b>	<b>1,926</b>	<b>3,054</b>	<b>2,467</b>	<b>2,627</b>	<b>3,038</b>	<b>2,799</b>	<b>2,600</b>	<b>2,716</b>	<b>2,933</b>	<b>2,861</b>	<b>2,944</b>	<b>34,422</b>
<b>Other</b>														
493rd District Court					12									12
Animal Control	30	20	16	23	18	42	32	51	37	16	74	55	12	423
Animal Shelter	36	15	7	32	40	21	13	46	27	51	10	18	69	384
Constable PCT 3						46				14		30	8	98
County Development Svcs									12					12
Elections		13	35	115	333	439		35	34	351	26	238	274	1,893
Equipment Services	8			8	8	16	8		16	8	8	8	3	91
Facilities	18	58	37	50	74	57	84	37	33	59	64	46	50	664
Information Tech Services						33				11				44
Juv Alternative Education	85	62	178	143	79	180	83	149	114	208	82			1,361
Juvenile Detention	831	670	870	1,219	961	1,095	966	977	899	982	743			10,211
Juvenile Probation	36	73	74	117	96	98	70	64	57	87	27			798
Public Services											3			3
Road & Bridge Maintenance	8	16	18	16	16	16	38	22	31	79	10	39	36	343
Temporary Pool				0	1		0							1
<b>Other Total</b>	<b>1,051</b>	<b>927</b>	<b>1,234</b>	<b>1,722</b>	<b>1,637</b>	<b>2,042</b>	<b>1,293</b>	<b>1,380</b>	<b>1,258</b>	<b>1,864</b>	<b>1,045</b>	<b>434</b>	<b>450</b>	<b>16,336</b>
<b>County Total</b>	<b>3,543</b>	<b>2,894</b>	<b>3,160</b>	<b>4,776</b>	<b>4,104</b>	<b>4,668</b>	<b>4,331</b>	<b>4,179</b>	<b>3,858</b>	<b>4,581</b>	<b>3,979</b>	<b>3,294</b>	<b>3,393</b>	<b>50,758</b>
<b>Refunded</b>														
<b>Refunded</b>														
District Attorney	6		9	8	6	10	4		8	14	14	6	8	93
Elections			1	2	3,248	7,130	225	42	13	2,770	1,274	2,888	331	17,922
Sheriff's Office	7	25	54	53	34	20	68	34	120	8	22	48	53	543
<b>Refunded Total</b>	<b>13</b>	<b>25</b>	<b>64</b>	<b>63</b>	<b>3,288</b>	<b>7,160</b>	<b>297</b>	<b>75</b>	<b>140</b>	<b>2,792</b>	<b>1,310</b>	<b>2,941</b>	<b>391</b>	<b>18,558</b>
<b>Refunded Total</b>	<b>13</b>	<b>25</b>	<b>64</b>	<b>63</b>	<b>3,288</b>	<b>7,160</b>	<b>297</b>	<b>75</b>	<b>140</b>	<b>2,792</b>	<b>1,310</b>	<b>2,941</b>	<b>391</b>	<b>18,558</b>
<b>Grand Total</b>	<b>3,556</b>	<b>2,919</b>	<b>3,224</b>	<b>4,839</b>	<b>7,392</b>	<b>11,828</b>	<b>4,628</b>	<b>4,254</b>	<b>3,998</b>	<b>7,372</b>	<b>5,288</b>	<b>6,235</b>	<b>3,784</b>	<b>69,316</b>

# Collin County Government Overtime Hours Review -(No Elections)

— 2021 — 2022 — 2023 — 2024

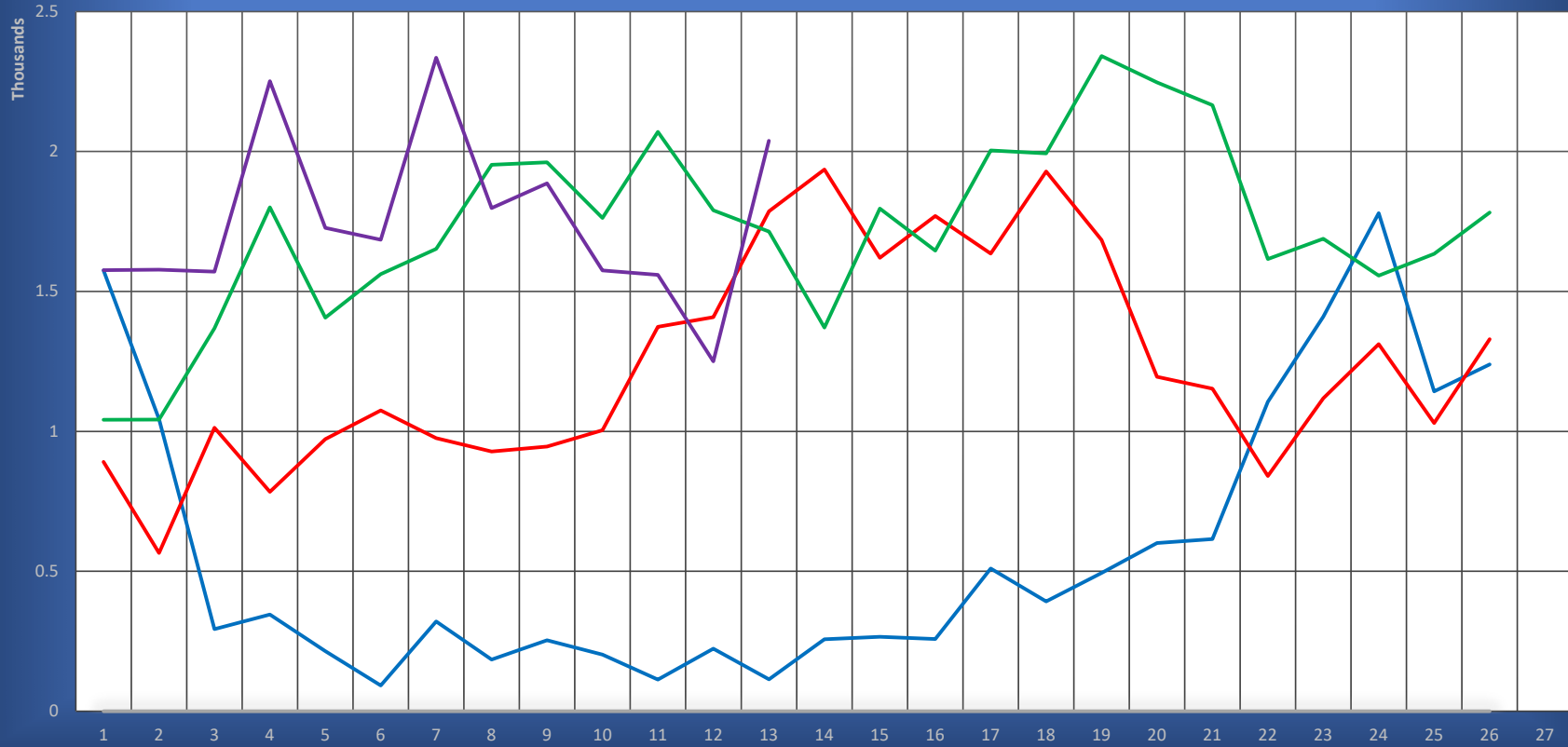


# Collin County Government Overtime Hours Review -(No Elections)

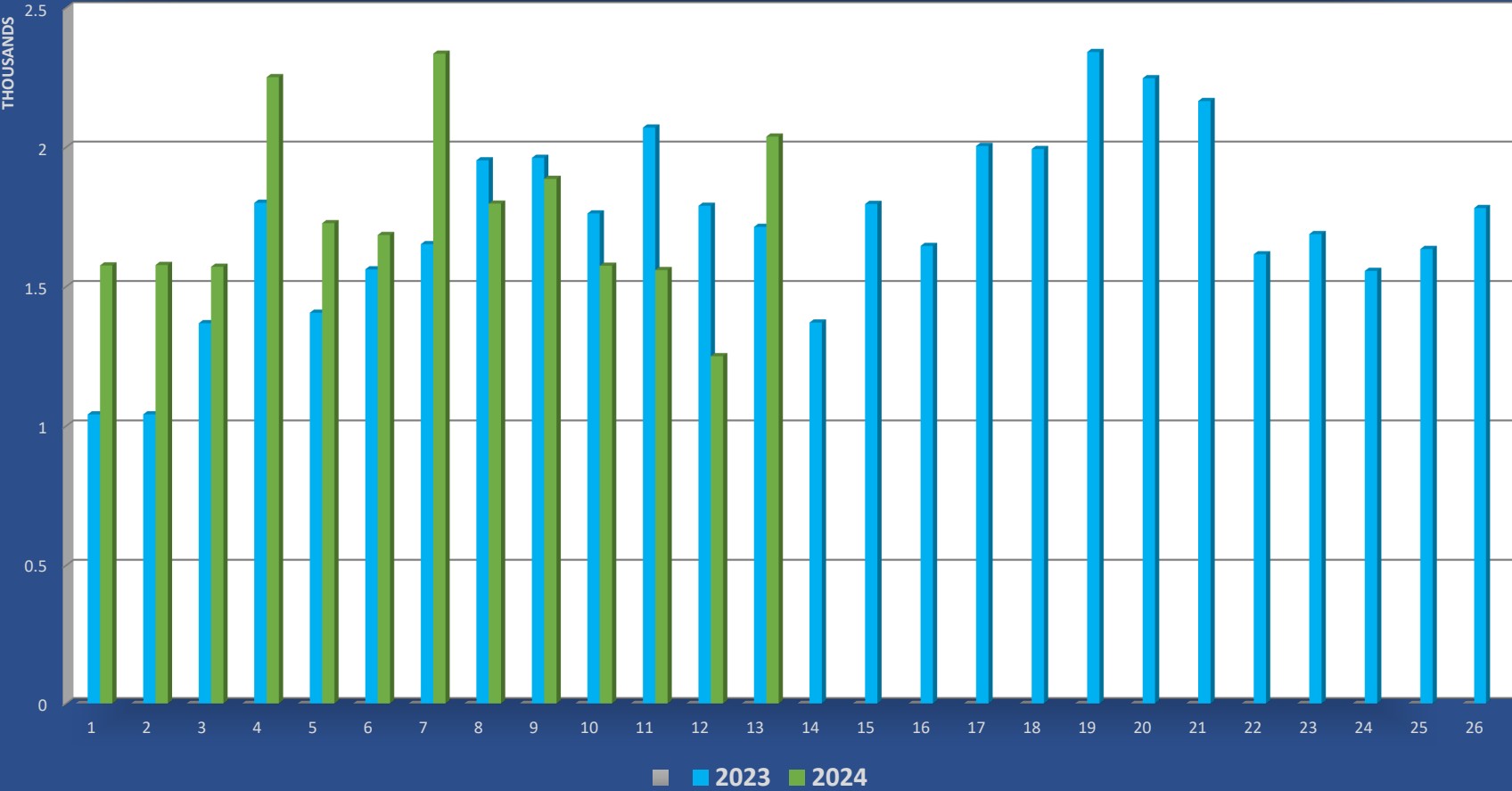


# Collin County Government Overtime Hours Review -(Housing)

— 2021 — 2022 — 2023 — 2024



# Collin County Government Overtime Hours Review -(Housing)



## Overtime Summary Hours

Group	B15	B15	B15	B15
	2021	2022	2023	2024
	Sum of Hours	Sum of Hours	Sum of Hours	Sum of Hours
01	1,901	1,745	2,687	3,556
02	1,421	2,537	3,066	2,919
03	754	2,750	3,534	3,223
04	826	2,607	3,156	4,836
05	818	3,497	3,511	4,144
06	846	3,289	3,978	4,698
07	2,052	3,887	3,793	4,403
08	1,105	2,895	3,677	4,212
09	1,382	2,826	3,928	3,985
10	1,230	3,136	4,239	4,602
11	831	3,567	4,710	4,015
12	1,069	3,327	4,128	3,348
13	623	3,419	4,257	3,453
14	851	3,783	4,065	
15	828	3,438	3,968	
16	921	4,055	3,939	
17	1,139	3,808	3,983	
18	1,285	3,652	3,732	
19	1,350	2,977	4,008	
20	1,377	3,628	4,416	
21	1,807	3,651	4,742	
22	2,346	3,588	4,674	
23	2,665	4,012	4,428	
24	3,046	4,103	3,925	
25	2,576	3,175	3,499	
26	2,710	3,553	4,166	
27				
<b>Grand Total</b>	<b>37,755</b>	<b>86,900</b>	<b>102,203</b>	<b>51,394</b>

Overtime Summary Hours - Housing

Group	Housing	Housing	Housing	Housing
	2021	2022	2023	2024
	Sum of Hours	Sum of Hours	Sum of Hours	Sum of Hours
01	1,575	891	1,042	1,576
02	1,044	566	1,042	1,578
03	293	1,013	1,369	1,571
04	346	784	1,801	2,251
05	215	973	1,406	1,727
06	92	1,075	1,562	1,685
07	321	976	1,652	2,335
08	185	928	1,953	1,798
09	253	946	1,962	1,886
10	203	1,005	1,762	1,575
11	113	1,373	2,070	1,559
12	224	1,408	1,790	1,250
13	114	1,786	1,714	2,038
14	257	1,936	1,371	
15	266	1,621	1,796	
16	258	1,770	1,646	
17	510	1,636	2,004	
18	392	1,929	1,993	
19	494	1,684	2,341	
20	601	1,195	2,247	
21	615	1,152	2,166	
22	1,106	840	1,616	
23	1,410	1,118	1,688	
24	1,780	1,312	1,556	
25	1,143	1,030	1,635	
26	1,239	1,329	1,782	
27				
<b>Grand Total</b>	<b>15,047</b>	<b>32,271</b>	<b>44,964</b>	<b>22,829</b>