

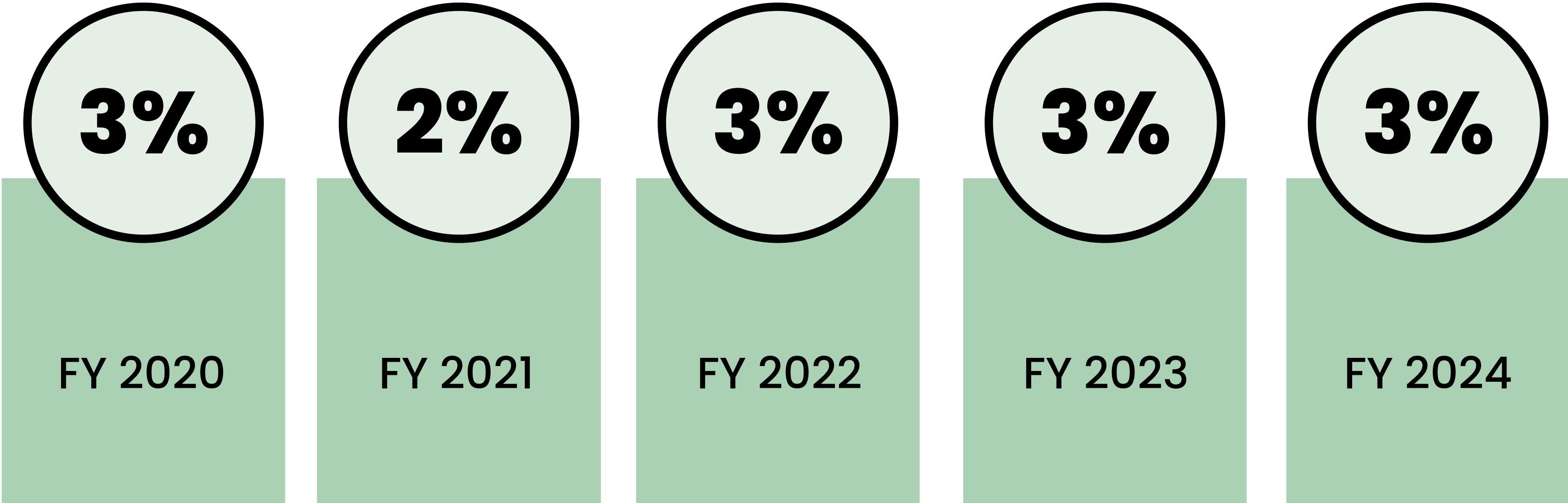


2024 PRESENTATION FOR FY2025 BUDGET

**ELECTED
OFFICIAL**

ELECTED OFFICIAL SALARY HISTORY

Collin County increased most Elected Official salaries by an average of 3% over the past 5 years.



- The difference in percentage of increase in FY2021 was caused by County Court at Law Judges and the Probate Judge salary increases, which are based on statutory changes.
- In FY 2024, some elected official salaries were increased by a larger percentage in order to be comparable with other entities.

ELECTED OFFICIAL SALARY HISTORY

COLLIN COUNTY BY PERCENTAGE

Position	FY 2020	FY 2021	FY 2022	FY 2023	FY 2024	5 Year Total	5 Year Average
County Judge	3%	2%	3%	3%	4%	15%	3%
Commissioners	3%	2%	3%	3%	4%	15%	3%
Constables	3%	2%	3%	3%	6%	17%	3%
County Clerk	3%	2%	3%	3%	6%	17%	3%
County Court at Law Judges ^{(2) (3)}	6%	1%	0%	-2%	1%	6%	1%
District Attorney ⁽¹⁾	3%	2%	3%	3%	27%	38%	8%
District Clerk	3%	2%	3%	3%	6%	17%	3%
District Judges ⁽¹⁾	0%	0%	0%	0%	0%	0%	0%
Justices of the Peace	3%	2%	3%	3%	6%	17%	3%
Probate Judge ^{(2) (4)}	5%	0%	0%	0%	0%	5%	1%
Sheriff	3%	2%	3%	3%	4%	15%	3%
Tax Assessor	3%	2%	4%	3%	8%	20%	4%

(1) Base county supplement only - does not include state salary or additional mandated or voluntary supplements.

(2) Increase due to a statutory change in FY 2020 for County Court at Law Judges and Probate Judge.

(3) Decrease due to newly elected County Court at Law Judge in FY 2023.

(4) FY 2024 increase percentage is reflective of the change in salary as of the start of the fiscal year.

In FY 2024, some elected official salaries were increased by a larger percentage in order to be comparable with other entities.

ELECTED OFFICIAL SALARY HISTORY

BASE SALARY AND SUPPLEMENTS

Position	FY 2020	FY 2021	FY 2022	FY2023	FY2024
County Judge	\$159,180	\$162,364	\$167,234	\$172,252	\$179,142
Commissioners	\$130,020	\$132,620	\$136,599	\$140,697	\$146,325
Constables	\$108,252	\$110,417	\$113,730	\$117,142	\$124,752
County Clerk	\$133,851	\$136,528	\$140,624	\$144,842	\$153,133
County Court at Law Judges I	\$193,400	\$193,400	\$193,400	\$193,400	\$193,400
County Court at Law Judges II	\$174,713	\$185,000	\$185,000	\$185,000	\$185,000
County Court at Law Judges III	\$185,000	\$185,000	\$185,000	\$185,000	\$193,400
County Court at Law Judges IV & VI	\$185,000	\$185,000	\$185,000	\$193,400	\$193,400
County Court at Law Judge V ⁽⁵⁾	\$193,400	\$193,400	\$193,400	\$157,000	\$157,000
County Court at Law Judge VII	\$174,713	\$174,713	\$174,713	\$174,713	\$174,713
District Attorney ⁽¹⁾	\$53,669	\$54,742	\$56,385	\$58,706	\$74,019
District Clerk	\$133,851	\$136,528	\$140,624	\$144,842	\$153,133
District Judges ⁽¹⁾⁽⁶⁾	\$18,000	\$18,000	\$18,000	\$18,000	\$18,000
Justice of the Peace Pct. 3-2 ⁽⁴⁾	\$117,350	\$119,697	\$123,288	\$126,986	\$133,973
Arrestment Pay	\$10,000	\$0	\$0	\$0	\$0
Justices of the Peace Pct. 1, 2, 3-1, 4	\$117,350	\$119,697	\$123,288	\$126,986	\$133,973
Probate Judge ⁽³⁾	\$185,000	\$185,000	\$185,000	\$185,000	\$157,000
Salary Supplement ⁽²⁾	\$9,433	\$9,433	\$9,433	\$9,433	\$0
Sheriff	\$178,037	\$181,598	\$187,046	\$192,657	\$200,363
Tax Assessor	\$132,352	\$134,999	\$140,624	\$144,842	\$156,281

- (1) Base county supplement only - does not include state salary.
- (2) Salary supplement included longevity and benefit replacement pay, which is required by statute.
- (3) 2024 Salary reflects current Probate Judge's compensation.
- (4) JP Pct. 3-1 and JP Pct. 3-2 consolidated to form JP Pct. 3 in CY2021.
- (5) Decrease in FY23 due to newly elected judge.
- (6) In FY2024, the 494th District Judge received a prorated salary due to working a partial year .

ELECTED OFFICIAL SALARY – SURROUNDING COUNTIES

Surrounding Counties with Similar Populations:

- Dallas 2,606,358
- Tarrant 2,182,947
- Collin 1,195,359
- Denton 1,007,703

1 of 4

- **District Judges**
(All are the same)
- **CCL Judges**
(Previously 2 of 4)



3 of 4

- **County Judge**
- **Commissioners**
- **Constables**
- **County Clerk**
- **District Clerk**
- **Justices of the Peace**
- **Sheriff**
(Previously 2 of 4)
- **Tax Assessor**



4 of 4

- **District Attorney**
- **Probate Judge**
(Previously 1 of 4)



Ranking on base pay or base supplement provided by County only.

Average salary used in ranking where applicable.

Probate Judge ranking based on current incumbent.

The salary for Probate Judges and County Court at Law Judges is set by statutory requirements of HB2384 legislation.

ELECTED OFFICIAL SALARY – LIKE COUNTIES

Like Counties with Population:

- Tarrant 2,182,947
- Fort Bend 916,778
- Collin 1,195,359
- Montgomery 711,354
- Denton 1,007,703
- Williamson 697,191

1 of 6

2 of 6

3 of 6

4 of 4

4 of 6

- **District Judges**
(All are the same)
- **County Court at Law Judges**
(Previously 2 of 6) ↑

- **County Judge**
- **County Clerk**
(Previously 4 of 6) ↑
- **District Clerk**
(Previously 4 of 6) ↑
- **Sheriff**

- **District Attorney**
- **Tax Assessor**
(Previously 4 of 6) ↑

- **Probate Judge**
(Previously 1 of 4) ↓

- **Commissioners**
- **Constables**
- **Justices of the Peace**

Ranking on base pay or base supplement provided by County only.

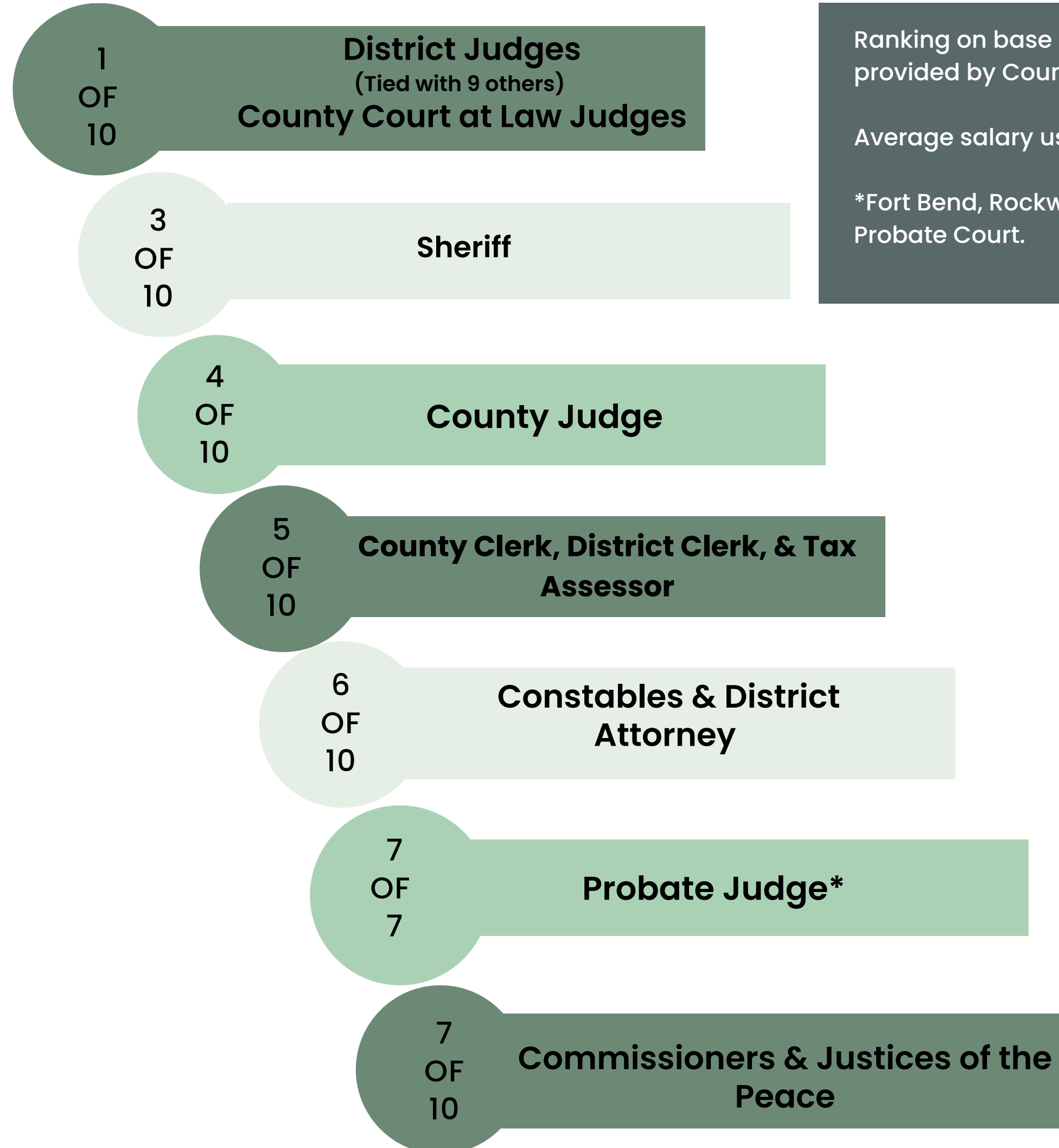
Average salary used in ranking where applicable.

Probate ranking based on current incumbent. Williamson and Fort Bend do not have Probate courts.

The salary for Probate Judges and County Court at Law Judges is set by statutory requirements of HB2384 legislation.

BASE SALARY RANKING-COMPARISON COUNTIES

Comparison Counties:
 Dallas 2,606,358
 Tarrant 2,182,947
 Bexar 2,087,679
 Travis 1,334,961
 Collin 1,195,359
 Denton 1,007,703
 Fort Bend 916,778
 Montgomery 711,354
 Williamson 697,191
 Rockwall County 131,307



Ranking on base pay or base supplement provided by County only.
 Average salary used in ranking where applicable.
 *Fort Bend, Rockwall, and Williamson do not have a Probate Court.

ELECTED OFFICIAL SALARY HISTORY – OTHER COUNTIES

5 YEAR AVERAGE – FY 2020 TO FY 2024

	Collin	Bexar	Dallas	Denton	Fort Bend	Montgomery	Rockwall	Tarrant	Travis	Williamson
County Judge	3%	3%	1%	4%	3%	-2%	3%	3%	5%	6%
Commissioners ⁽¹⁾	3%	4%	4%	4%	3%	3%	6%	3%	5%	7%
Constables	3%	3%	3%	4%	3%	3%	6%	3%	2%	7%
County Clerk	3%	3%	3%	4%	3%	3%	5%	3%	3%	7%
County Court at Law Judges ⁽¹⁾	1%	2%	3%	3%	3%	-2%	2%	<1%	2%	3%
District Attorney	8%	3%	8%	12%	30%	3%	0%	15%	16%	6%
District Clerk	3%	3%	3%	4%	3%	3%	5%	3%	3%	7%
District Judges	0%	0%	0%	0%	0%	0%	0%	0%	0%	0%
Justices of the Peace ⁽¹⁾	3%	3%	3%	4%	3%	3%	4%	3%	2%	7%
Probate Judge ^{(1) (2)}	1%	2%	2%	<1%	n/a	0%	n/a	2%	2%	n/a
Sheriff	3%	2%	2%	4%	3%	3%	6%	3%	4%	6%
Tax Assessor	4%	3%	3%	4%	3%	3%	5%	3%	3%	6%

(1) Average salary used in the calculation of increase percentage for Commissioners in Dallas and Rockwall, Probate Judges in Dallas, Justices of the Peace in Montgomery, and County Court at Law Judges in all Counties.

(2) Fort Bend, Rockwall and Williamson do not have Probate Courts.

FY 2024 Increase Percentage is reflective of the change in salary as of the start of the fiscal year.

ELECTED OFFICIAL SALARY HISTORY – OTHER COUNTIES

5 YEAR TOTAL – FY 2020 TO FY 2024

	Collin	Bexar	Dallas	Denton	Fort Bend	Montgomery	Rockwall	Tarrant	Travis	Williamson	Average
County Judge	15%	15%	5%	21%	16%	-12%	14%	16%	24%	31%	15%
Commissioners ⁽¹⁾	15%	20%	21%	21%	16%	14%	31%	15%	26%	36%	22%
Constables	17%	17%	15%	21%	16%	15%	28%	16%	12%	34%	19%
County Clerk	17%	17%	15%	21%	16%	14%	25%	16%	17%	35%	19%
County Court at Law Judges ⁽¹⁾	6%	9%	13%	15%	14%	-8%	11%	2%	11%	13%	9%
District Attorney	38%	17%	41%	62%	148%	14%	0%	75%	82%	28%	51%
District Clerk	17%	17%	15%	21%	16%	14%	25%	16%	17%	35%	19%
District Judges	0%	0%	0%	1%	0%	0%	0%	0%	0%	0%	<1%
Justices of the Peace ⁽¹⁾	17%	17%	15%	21%	16%	14%	22%	16%	12%	33%	18%
Probate Judge ^{(1) (2)}	5%	12%	12%	2%	n/a	0%	n/a	9%	11%	n/a	7%
Sheriff	15%	10%	11%	21%	16%	14%	32%	16%	18%	31%	18%
Tax Assessor	20%	17%	15%	21%	16%	15%	25%	16%	17%	31%	19%

(1) Average salary used in the calculation of increase percentage for Commissioners in Dallas and Rockwall, Probate Judges in Dallas, Justices of the Peace in Montgomery, and County Court at Law Judges in all Counties.

(2) Fort Bend, Rockwall and Williamson do not have Probate Courts.

ELECTED OFFICIAL SALARY HISTORY – OTHER COUNTIES

BY PERCENT CHANGE

	Bexar					Dallas					Denton				
	2020	2021	2022	2023	2024	2020	2021	2022	2023	2024	2020	2021	2022	2023	2024
County Judge	0%	0%	5%	5%	5%	0%	0%	0%	3%	2%	5%	0%	6%	5%	5%
Commissioners ⁽¹⁾	1%	0%	3%	4%	12%	2%	0%	2%	4%	13%	5%	0%	6%	5%	5%
Constables	2%	0%	5%	5%	5%	4%	0%	3%	3%	5%	5%	0%	6%	5%	5%
County Clerk	2%	0%	5%	5%	5%	4%	0%	3%	3%	5%	5%	0%	6%	5%	5%
County Court at Law Judges ⁽¹⁾	7%	0%	0%	1%	1%	12%	-1%	-3%	0%	5%	18%	0%	-10%	7%	0%
District Attorney	2%	0%	5%	5%	5%	9%	0%	3%	3%	26%	5%	0%	6%	46%	5%
District Clerk	2%	0%	5%	5%	5%	4%	0%	3%	3%	5%	5%	0%	6%	5%	5%
District Judges	0%	0%	0%	0%	0%	0%	0%	0%	0%	0%	1%	0%	0%	0%	0%
Justices of the Peace	2%	0%	5%	5%	5%	4%	0%	3%	3%	5%	5%	0%	6%	5%	5%
Probate Judge ⁽¹⁾	2%	0%	5%	5%	0%	12%	0%	0%	3%	-3%	18%	0%	-8%	2%	-10%
Sheriff	0%	0%	0%	5%	5%	0%	0%	3%	3%	5%	5%	0%	6%	5%	5%
Tax Assessor	2%	0%	5%	5%	5%	4%	0%	3%	3%	5%	5%	0%	6%	5%	5%

(1) Average salary used in calculation of increase percentage for all County Court at Law Judges and Dallas County Commissioners and Probate Judges.

Percentages above are rounded to the nearest 10th

ELECTED OFFICIAL SALARY HISTORY – OTHER COUNTIES

BY PERCENT CHANGE

	Fort Bend					Montgomery					Rockwall				
	2020	2021	2022	2023	2024	2020	2021	2022	2023	2024	2020	2021	2022	2023	2024
County Judge	3%	0%	5%	4%	4%	-12%	0%	0%	0%	0%	5%	4%	0%	0%	5%
Commissioners ⁽¹⁾	3%	0%	5%	4%	4%	2%	0%	5%	5%	2%	23%	0%	0%	4%	4%
Constables	3%	0%	5%	4%	4%	2%	0%	5%	5%	3%	17%	0%	0%	4%	7%
County Clerk	3%	0%	5%	4%	4%	2%	0%	6%	4%	2%	16%	0%	0%	4%	5%
County Court at Law Judges ⁽¹⁾	5%	0%	2%	12%	-5%	3%	0%	-1%	-3%	-7%	9%	0%	0%	0%	2%
District Attorney	26%	0%	34%	68%	20%	2%	0%	5%	5%	2%	0%	0%	0%	0%	0%
District Clerk	3%	0%	5%	4%	4%	2%	0%	5%	5%	2%	16%	0%	0%	4%	5%
District Judges	0%	0%	0%	0%	0%	0%	0%	0%	0%	0%	0%	0%	0%	0%	0%
Justices of the Peace ⁽¹⁾	3%	0%	5%	4%	4%	2%	0%	5%	4%	3%	13%	0%	0%	4%	5%
Probate Judge	n/a	n/a	n/a	n/a	n/a	n/a	n/a	0%	0%	0%	n/a	n/a	n/a	n/a	n/a
Sheriff	3%	0%	5%	4%	4%	2%	0%	5%	5%	2%	23%	0%	0%	4%	5%
Tax Assessor	3%	0%	5%	4%	4%	2%	0%	5%	5%	3%	16%	0%	0%	4%	5%

(1) Average salary used in calculation of increase percentage for all County Court at Law Judges, Montgomery County Justices of the Peace, and Rockwall County Commissioners.

Percentages above are rounded to the nearest 10th.

ELECTED OFFICIAL SALARY HISTORY – OTHER COUNTIES

BY PERCENT CHANGE

	Tarrant					Travis					Williamson				
	2020	2021	2022	2023	2024	2020	2021	2022	2023	2024	2020	2021	2022	2023	2024
County Judge	3%	0%	3%	7%	3%	15%	0%	0%	5%	4%	7%	0%	8%	5%	11%
Commissioners	3%	-1%	2%	5%	6%	14%	0%	3%	5%	4%	3%	0%	8%	5%	20%
Constables	3%	0%	3%	7%	3%	0%	0%	3%	5%	4%	3%	0%	14%	5%	12%
County Clerk	3%	0%	3%	7%	3%	5%	0%	3%	5%	4%	3%	0%	8%	5%	19%
County Court at Law Judges ⁽¹⁾	9%	0%	0%	-1%	-6%	12%	2%	1%	0%	-4%	0%	6%	5%	0%	2%
District Attorney	62%	0%	3%	7%	3%	65%	0%	0%	5%	12%	78%	-29%	-21%	0%	0%
District Clerk	3%	0%	3%	7%	3%	5%	0%	3%	5%	4%	3%	0%	8%	5%	19%
District Judges	0%	0%	0%	0%	0%	0%	0%	0%	0%	0%	0%	0%	0%	0%	0%
Justices of the Peace	3%	0%	3%	7%	3%	0%	1%	2%	5%	4%	3%	0%	8%	5%	17%
Probate Judge	9%	0%	0%	0%	0%	11%	0%	0%	0%	0%	n/a	n/a	n/a	n/a	n/a
Sheriff	3%	0%	3%	7%	3%	3%	0%	6%	5%	4%	3%	0%	8%	5%	15%
Tax Assessor	3%	0%	3%	7%	3%	5%	0%	3%	5%	4%	3%	0%	8%	5%	15%

(1) Average salary used in calculation of increase percentage.

Percentages above are rounded to the nearest 10th.

SURROUNDING COUNTIES - RANKING ACTUALS

COMPARISON COUNTIES: DALLAS, DENTON, TARRANT

Surrounding Counties with Similar Population Rankings 2024

County Judge			Commissioners			Constables			County Clerk		
Rank	County	Salary	Rank	County	Salary	Rank	County	Salary	Rank	County	Salary
1	Tarrant	\$217,952	1	Tarrant	\$207,952	1	Dallas	\$148,715	1	Tarrant	\$207,952
2	Dallas	\$209,073	2	Dallas*	\$188,746	2	Tarrant	\$135,169	2	Dallas	\$183,999
3	Collin	\$179,142	3	Collin	\$146,325	3	Collin	\$124,752	3	Collin	\$153,133
4	Denton	\$174,895	4	Denton	\$145,974	4	Denton	\$121,206	4	Denton	\$144,177

County Court at Law Judges			District Attorney			District Clerk			District Judges		
Rank	County	Salary	Rank	County	Salary	Rank	County	Salary	Rank	County	Salary
1	Collin*	\$184,330	1	Dallas	\$149,625	1	Tarrant	\$207,952	1	Collin	\$18,000
2	Tarrant*	\$179,785	2	Tarrant	\$113,643	2	Dallas	\$183,999	2	Dallas	\$18,000
3	Denton*	\$178,400	3	Denton	\$109,890	3	Collin	\$153,133	3	Denton	\$18,000
4	Dallas*	\$176,600	4	Collin	\$74,019	4	Denton	\$144,177	4	Tarrant	\$18,000

Justices of the Peace			Probate Judge			Sheriff			Tax Assessor		
Rank	County	Salary	Rank	County	Salary	Rank	County	Salary	Rank	County	Salary
1	Dallas	\$158,815	1	Tarrant	\$193,400	1	Tarrant	\$217,952	1	Tarrant	\$207,952
2	Tarrant	\$151,805	2	Dallas*	\$176,667	2	Dallas	\$202,005	2	Dallas	\$183,999
3	Collin	\$133,973	3	Denton	\$158,000	3	Collin	\$200,363	3	Collin	\$156,281
4	Denton	\$121,004	4	Collin**	\$157,000	4	Denton	\$181,563	4	Denton	\$145,974

Probate Judge and County Court at Law Judges salaries include longevity, when applicable.

County Court at Law Judges salaries include Juvenile Board supplement, when applicable.

*Average salary used in ranking.

**Current incumbents salary.

LIKE COUNTIES – RANKING ACTUALS

COMPARISON COUNTIES: DENTON, FORT BEND, MONTGOMERY, TARRANT & WILLIAMSON

Like Counties Base Compensation - 2024											
County Judge			Commissioners			Constables			County Clerk		
Rank	County	Salary	Rank	County	Salary	Rank	County	Salary	Rank	County	Salary
1	Tarrant	\$217,952	1	Tarrant	\$207,952	1	Montgomery	\$150,619	1	Tarrant	\$207,952
2	Collin	\$179,142	2	Montgomery	\$200,219	2	Fort Bend	\$137,089	2	Collin	\$153,133
3	Denton	\$174,895	3	Fort Bend	\$156,673	3	Tarrant	\$135,169	3	Fort Bend	\$152,757
4	Fort Bend	\$164,507	4	Collin	\$146,325	4	Collin	\$124,752	4	Montgomery	\$149,671
5	Williamson	\$159,117	5	Denton	\$145,974	5	Denton	\$121,206	5	Denton	\$144,177
6	Montgomery	\$153,815	6	Williamson	\$139,860	6	Williamson	\$116,288	6	Williamson	\$141,077
County Court at Law Judges			District Attorney			District Clerk			District Judges		
Rank	County	Salary	Rank	County	Salary	Rank	County	Salary	Rank	County	Salary
1	Collin*	\$184,330	1	Tarrant	\$113,643	1	Tarrant	\$207,952	1	Collin	\$18,000
2	Tarrant*	\$179,785	2	Denton	\$109,890	2	Collin	\$153,133	2	Denton	\$18,000
3	Denton*	\$178,400	3	Collin	\$74,019	3	Fort Bend	\$152,757	3	Fort Bend	\$18,000
4	Williamson*	\$177,160	4	Fort Bend	\$61,000	4	Montgomery	\$149,671	4	Montgomery	\$18,000
5	Fort Bend*	\$168,667	5	Montgomery	\$44,226	5	Denton	\$144,177	5	Tarrant	\$18,000
6	Montgomery*	\$164,280	6	Williamson	\$18,000	6	Williamson	\$141,077	6	Williamson	\$18,000
Justices of the Peace			Probate Judge			Sheriff			Tax Assessor		
Rank	County	Salary	Rank	County	Salary	Rank	County	Salary	Rank	County	Salary
1	Tarrant	\$151,805	1	Montgomery	\$193,400	1	Tarrant	\$217,952	1	Tarrant	\$207,952
2	Montgomery*	\$149,184	2	Tarrant	\$193,400	2	Collin	\$200,363	2	Montgomery	\$174,298
3	Fort Bend	\$137,089	3	Denton	\$158,000	3	Montgomery	\$192,948	3	Collin	\$156,281
4	Collin	\$133,973	4	Collin	\$157,000	4	Denton	\$181,563	4	Fort Bend	\$152,757
5	Williamson	\$121,114	5	Fort Bend	N/A	5	Williamson	\$165,549	5	Denton	\$145,974
6	Denton	\$121,004	6	Williamson	N/A	6	Fort Bend	\$164,507	6	Williamson	\$141,933

Probate Judge and County Court at Law Judges salaries include longevity, when applicable.

Fort Bend and Williamson County do not have a probate court.

County Court at Law Judges salaries include Juvenile Board supplement, when applicable.

*Average salary used in ranking.

COMPARISON COUNTIES – RANKING ACTUALS

COMPARISON COUNTIES: BEXAR, DALLAS, DENTON, FORT BEND, MONTGOMERY, ROCKWALL, TARRANT, TRAVIS, & WILLIAMSON

Comparison Counties 2024

County Judge			Commissioners			Constables			County Clerk			County Court at Law Judges			District Attorney		
Rank	County	Salary	Rank	County	Salary	Rank	County	Salary	Rank	County	Salary	Rank	County	Salary	Rank	County	Salary
1	Tarrant	\$217,952	1	Tarrant	\$207,952	1	Montgomery	\$150,619	1	Tarrant	\$207,952	1	Collin*	\$184,330	1	Dallas	\$149,625
2	Dallas	\$209,073	2	Montgomery	\$200,219	2	Dallas	\$148,715	2	Dallas	\$183,999	2	Tarrant*	\$179,785	2	Bexar	\$127,774
3	Bexar	\$198,920	3	Dallas*	\$188,746	3	Fort Bend	\$137,089	3	Travis	\$159,344	3	Denton*	\$178,400	3	Tarrant	\$113,643
4	Collin	\$179,142		Average	\$159,942	4	Tarrant	\$135,169	4	Bexar	\$156,099	4	Williamson*	\$177,160	4	Denton	\$109,890
5	Denton	\$174,895	4	Bexar	\$157,500	5	Travis	\$127,266		Average	\$155,304	5	Dallas*	\$176,600		Average	\$79,176
	Average	\$174,025	5	Fort Bend	\$156,673	6	Average	\$126,126	5	Collin	\$153,133	6	Travis*	\$175,760	5	Travis	\$75,579
6	Travis	\$171,373	6	Travis	\$152,589	7	Collin	\$124,752	6	Fort Bend	\$152,757	7	Rockwall*	\$175,200	6	Collin	\$74,019
7	Fort Bend	\$164,507	7	Collin	\$146,325	8	Denton	\$121,206	7	Montgomery	\$149,671		Average	\$174,932	7	Fort Bend	\$61,000
8	Williamson	\$159,117	8	Denton	\$145,974	9	Williamson	\$116,288	8	Denton	\$144,177	8	Bexar*	\$169,133	8	Montgomery	\$44,226
9	Montgomery	\$153,815	9	Williamson	\$139,860	10	Bexar	\$115,717	9	Williamson	\$141,077	9	Fort Bend*	\$168,667	9	Rockwall	\$18,000
10	Rockwall	\$111,460	10	Rockwall*	\$103,584		Rockwall	\$84,440	10	Rockwall	\$104,832	10	Montgomery*	\$164,280	10	Williamson	\$18,000

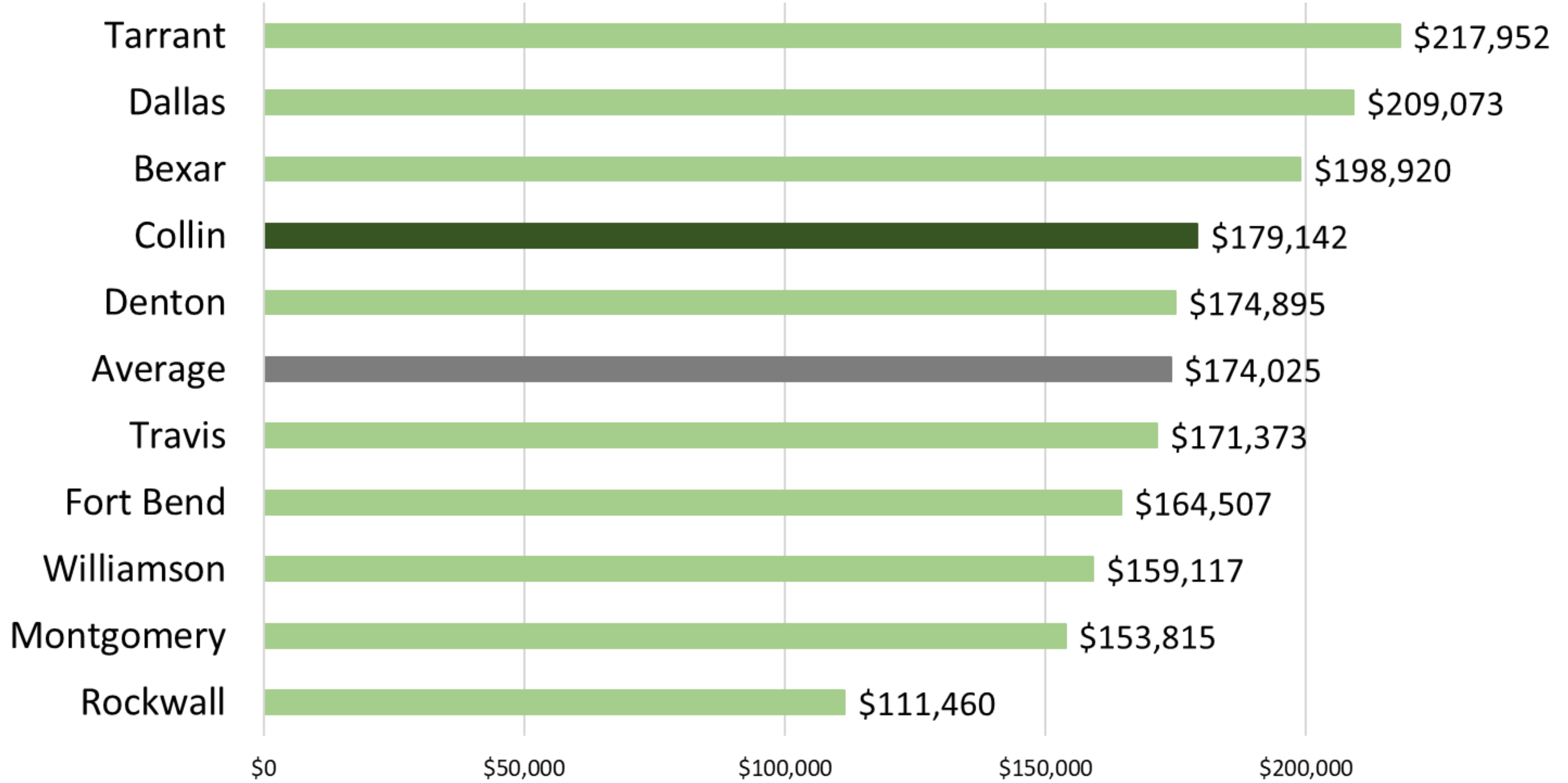
District Clerk			District Judges			Justices of the Peace			Probate Judge			Sheriff			Tax Assessor		
Rank	County	Salary	Rank	County	Salary	Rank	County	Salary	Rank	County	Salary	Rank	County	Salary	Rank	County	Salary
1	Tarrant	\$207,952	1	Collin	\$18,000	1	Dallas	\$158,815	1	Bexar	\$193,420	1	Tarrant	\$217,952	1	Tarrant	\$207,952
2	Dallas	\$183,999		Average	\$18,000	2	Tarrant	\$151,805	2	Montgomery	\$193,400	2	Dallas	\$202,005	2	Dallas	\$183,999
3	Travis	\$159,344	2	Bexar	\$18,000	3	Montgomery*	\$149,184	3	Tarrant	\$193,400	3	Collin	\$200,363	3	Montgomery	\$174,298
4	Bexar	\$156,099	3	Dallas	\$18,000	4	Bexar	\$145,620	4	Travis	\$193,400	4	Montgomery	\$192,948	4	Travis	\$159,137
	Average	\$155,304	4	Denton	\$18,000	5	Travis	\$139,324		Average	\$180,755	5	Travis	\$185,532		Average	\$158,326
5	Collin	\$153,133	5	Fort Bend	\$18,000	6	Fort Bend	\$137,089	5	Dallas*	\$176,667	6	Average	\$182,542	5	Collin	\$156,281
6	Fort Bend	\$152,757	6	Montgomery	\$18,000	7	Average	\$135,621	6	Denton	\$158,000	7	Denton	\$181,563	6	Bexar	\$156,099
7	Montgomery	\$149,671	7	Rockwall	\$18,000	8	Collin	\$133,973	7	Collin	\$157,000	8	Bexar	\$175,224	7	Fort Bend	\$152,757
8	Denton	\$144,177	8	Tarrant	\$18,000	9	Williamson	\$121,114	8	Fort Bend	N/A	9	Williamson	\$165,549	8	Denton	\$145,974
9	Williamson	\$141,077	9	Travis	\$18,000	10	Denton	\$121,004	9	Rockwall	N/A	10	Fort Bend	\$164,507	9	Williamson	\$141,933
10	Rockwall	\$104,832	10	Williamson	\$18,000		Rockwall	\$98,280	10	Williamson	N/A	10	Rockwall	\$139,776	10	Rockwall	\$104,832

Probate Judge and County Court at Law Judges salaries include longevity, when applicable. Fort Bend, Rockwall and Williamson County do not have a probate court.

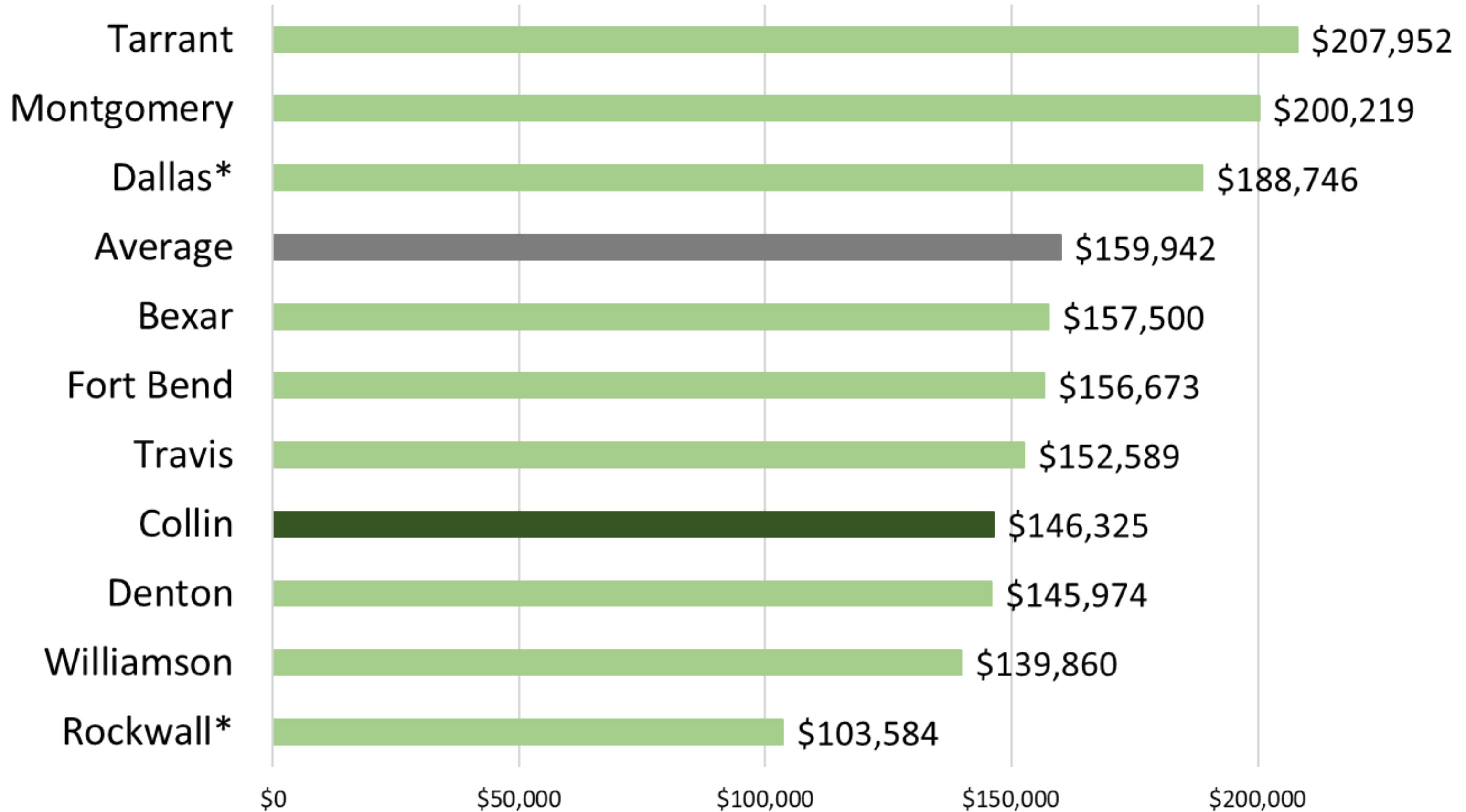
County Court at Law Judges salaries include Juvenile Board supplement, when applicable.

* Average salary used in ranking.

COUNTY JUDGE – FY2024

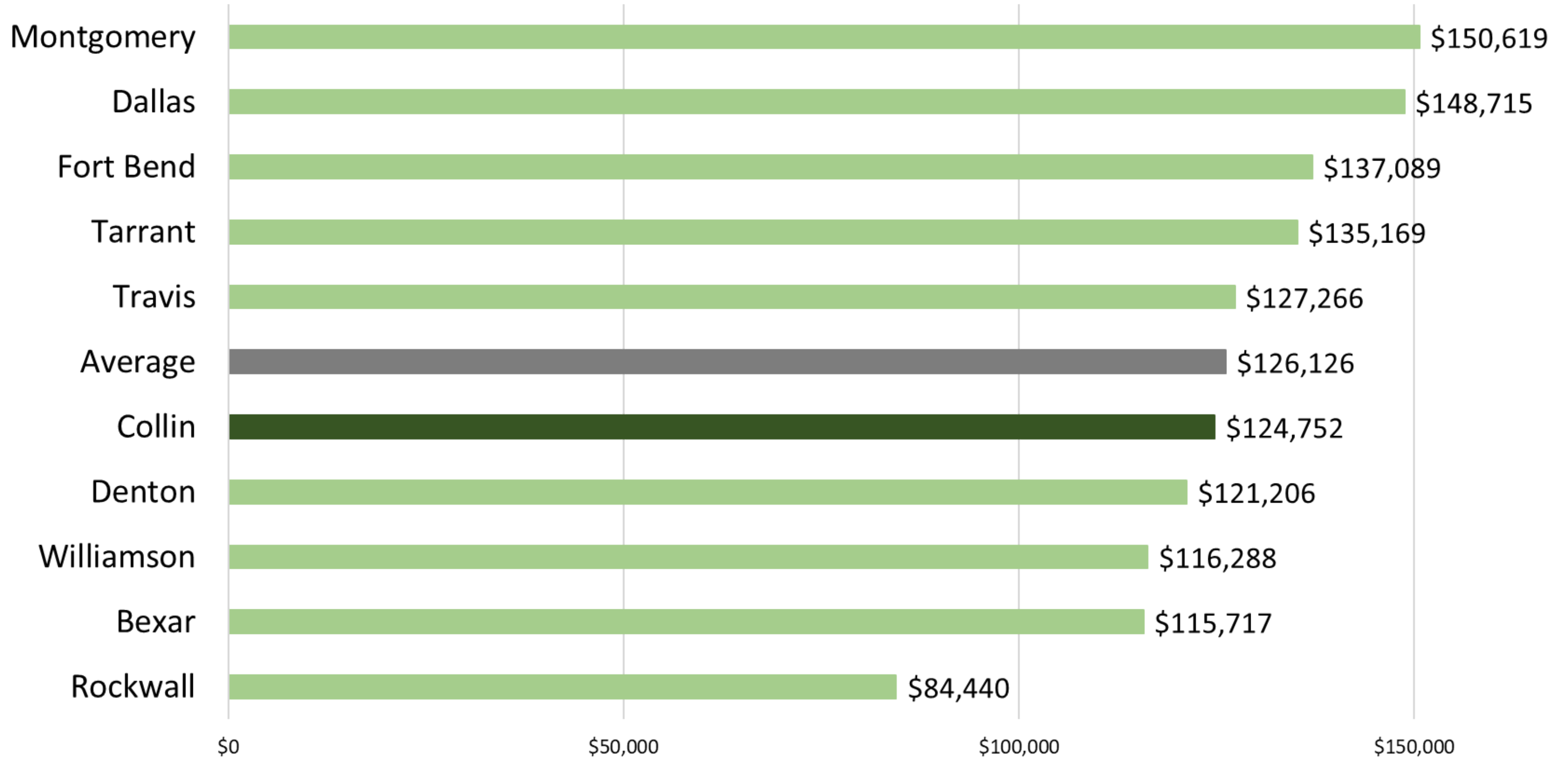


COMMISSIONERS – FY2024

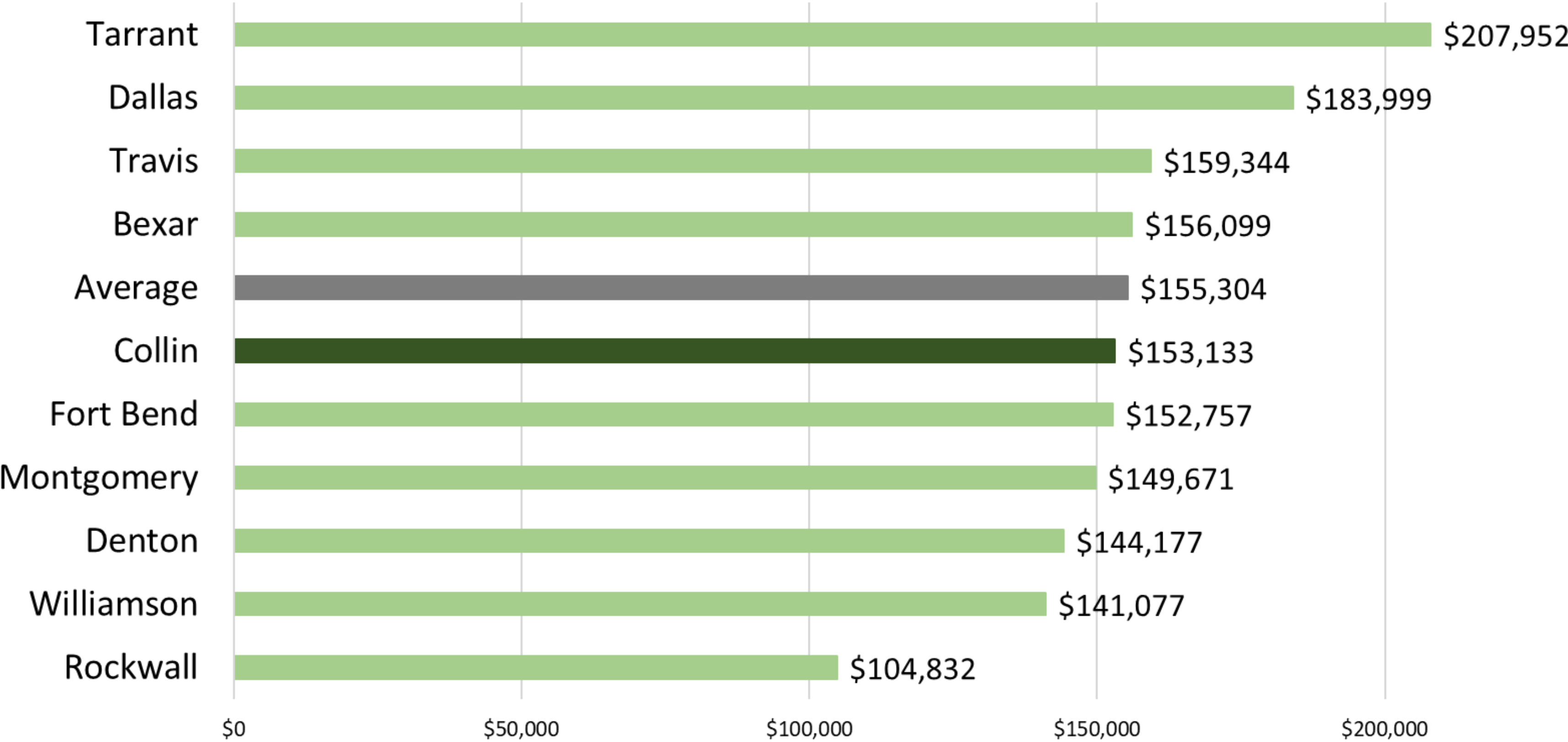


* Average salary used in calculation.

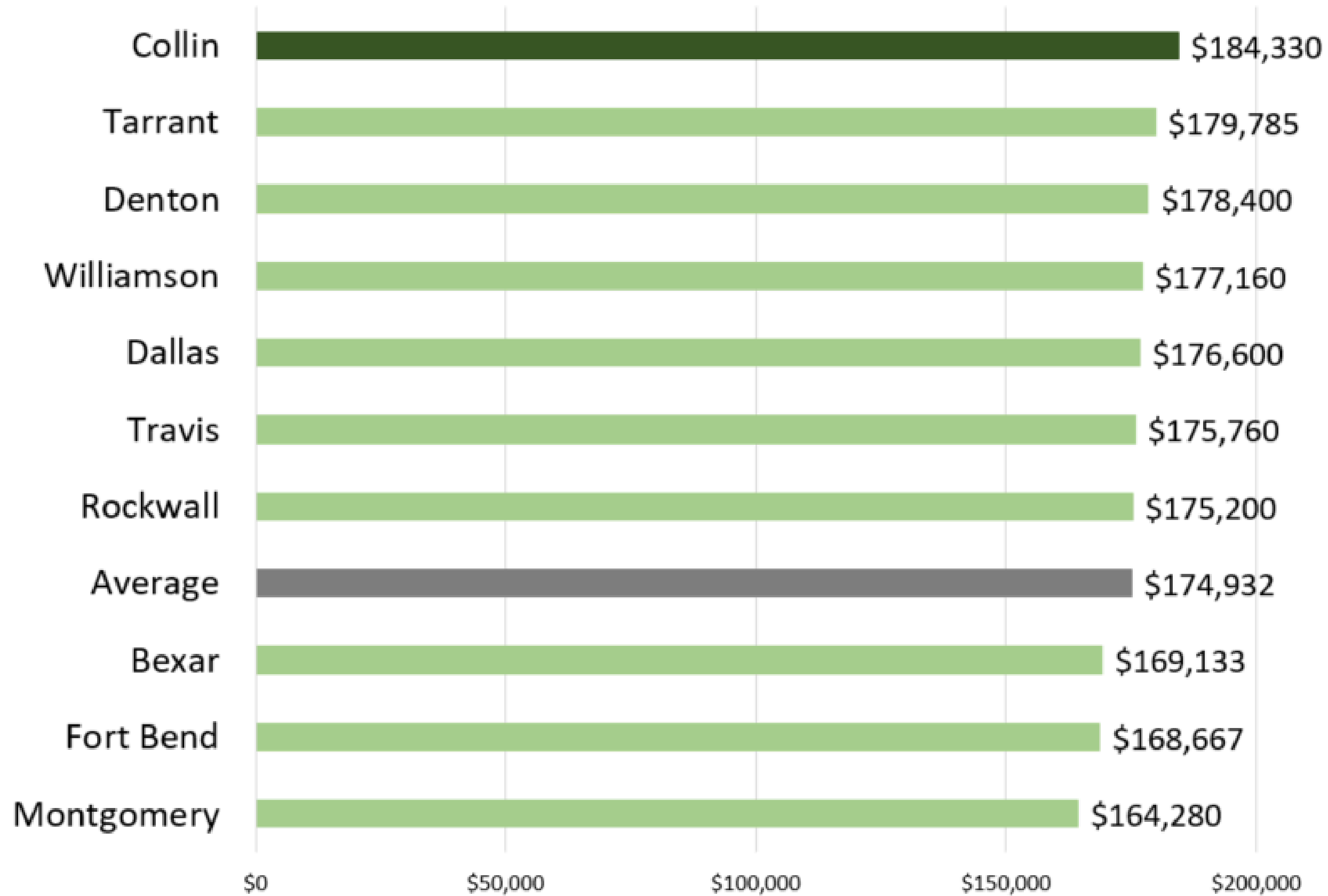
CONSTABLES – FY2024



COUNTY CLERK – FY2024



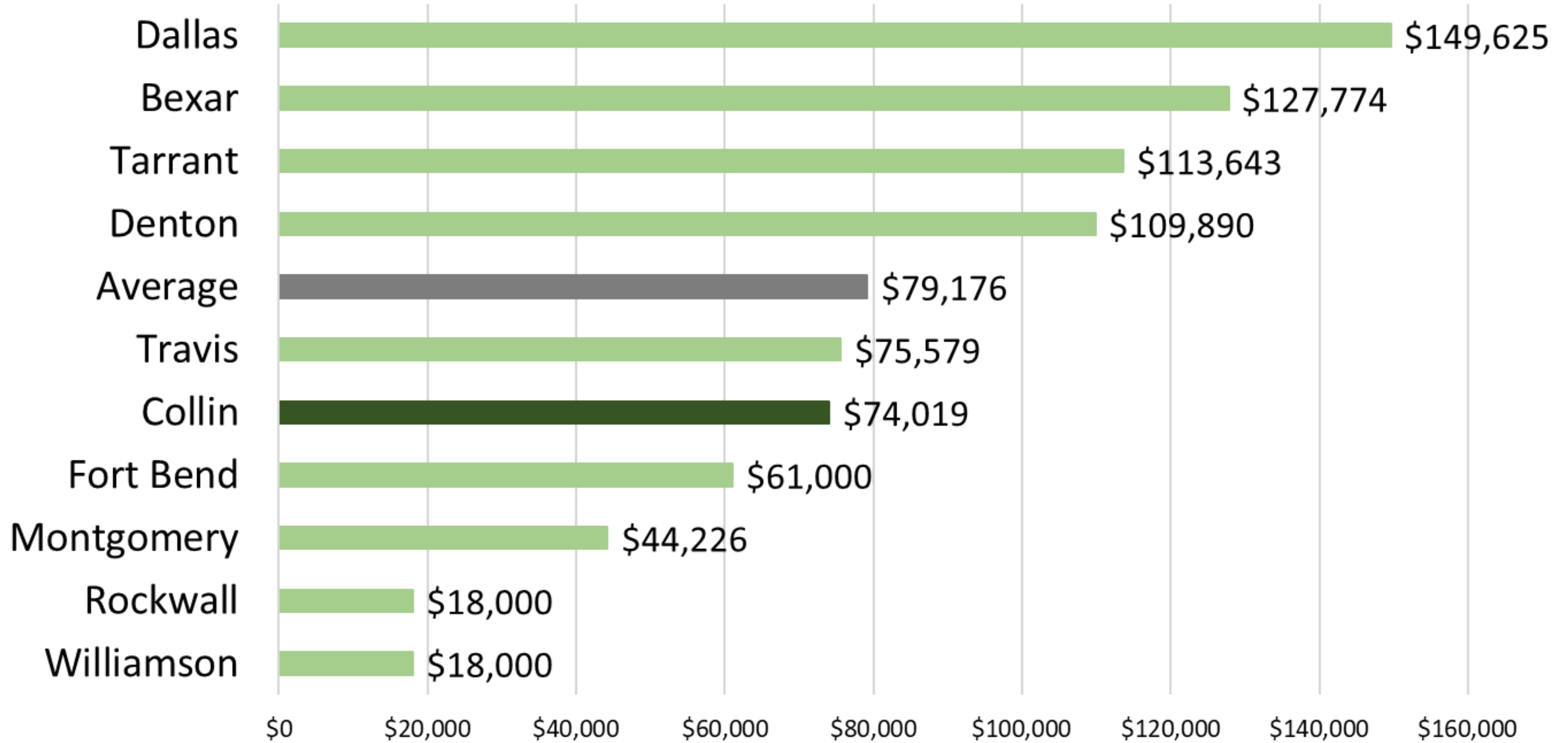
COUNTY COURT AT LAW JUDGES – FY2024



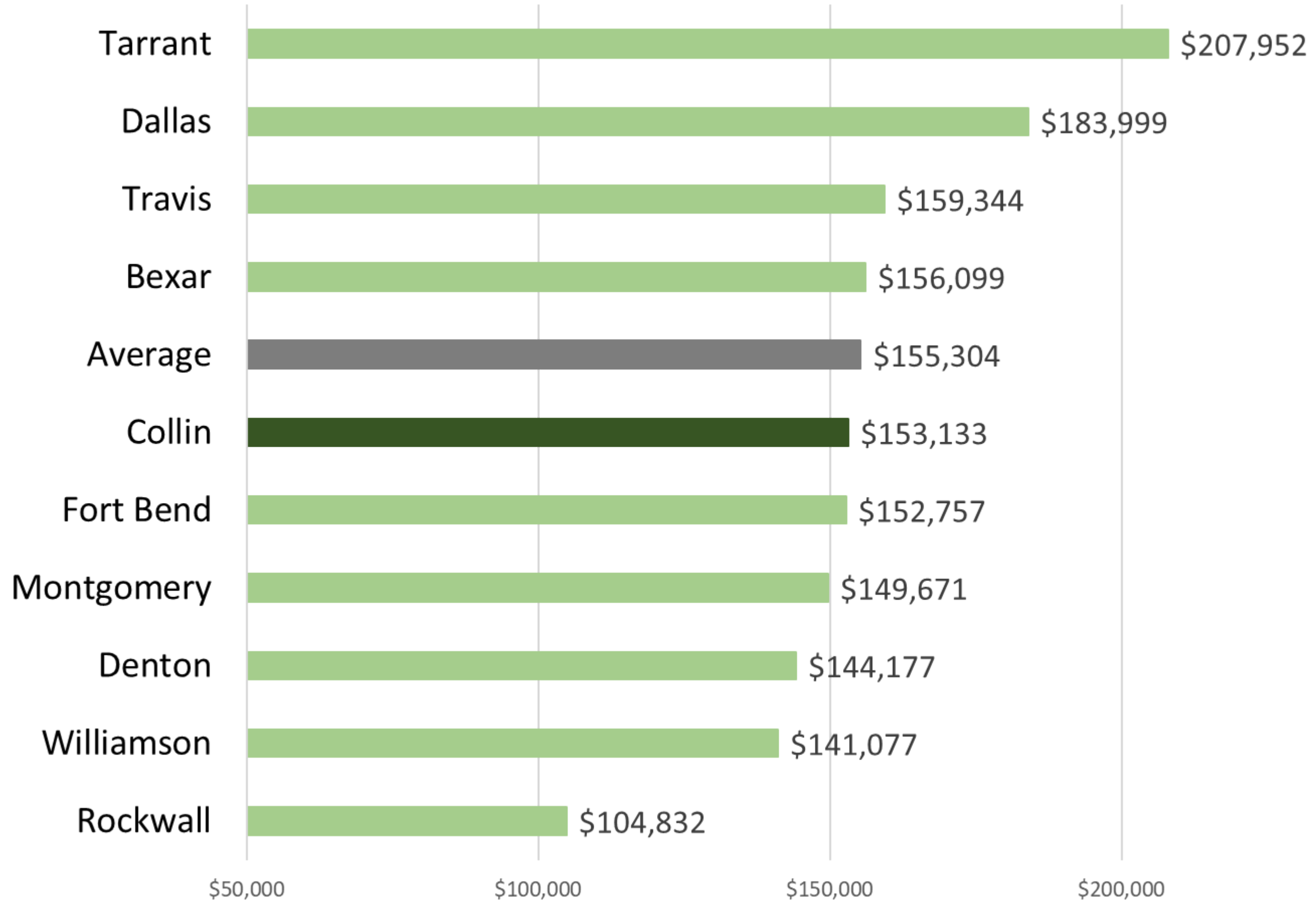
Average salary used in calculation for all CCL Judges.

County Court at Law Judge's salaries are set by statute and determined by length of service.

DISTRICT ATTORNEY – FY2024



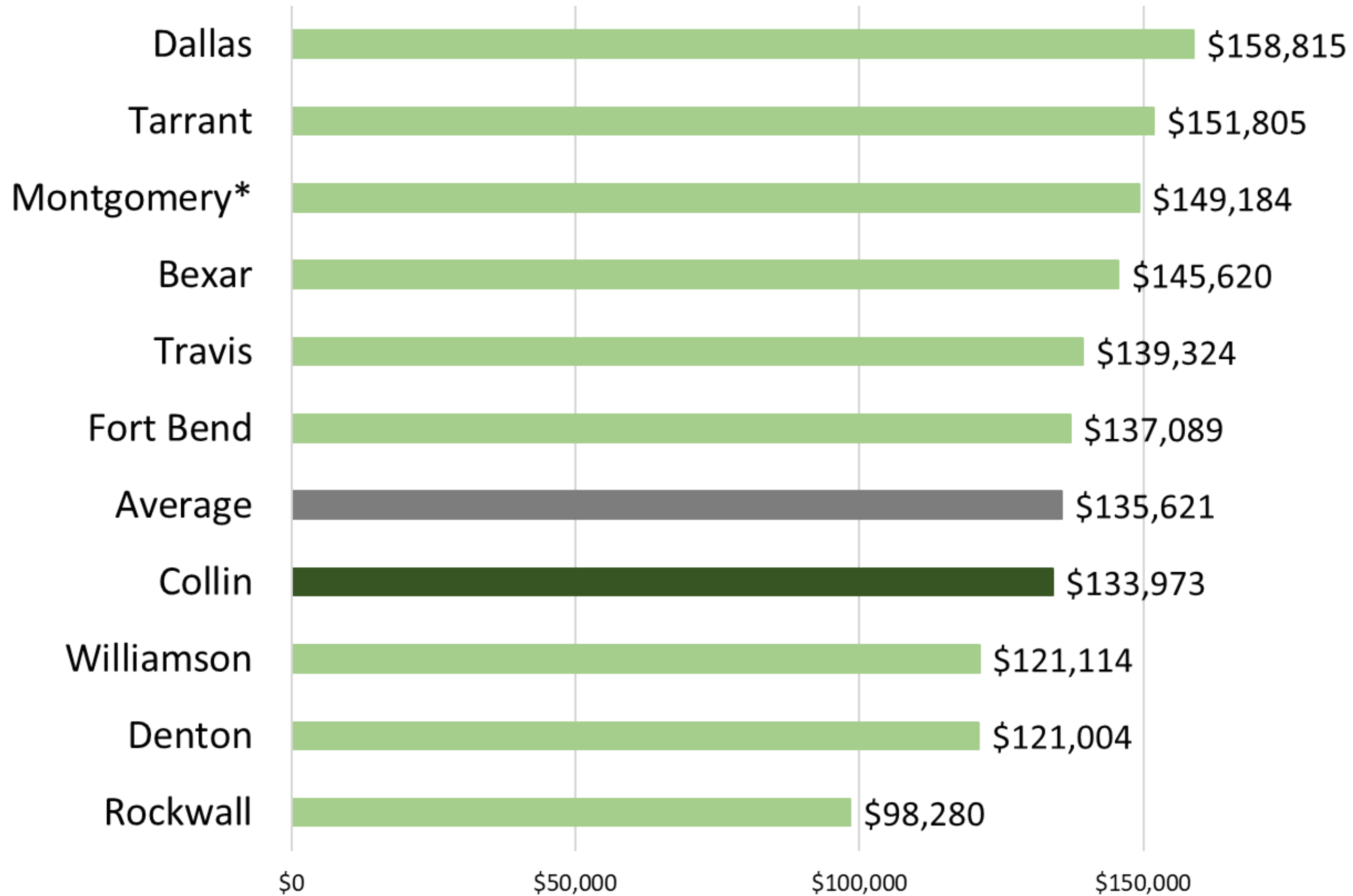
DISTRICT CLERK – FY2024



DISTRICT JUDGES – FY2024

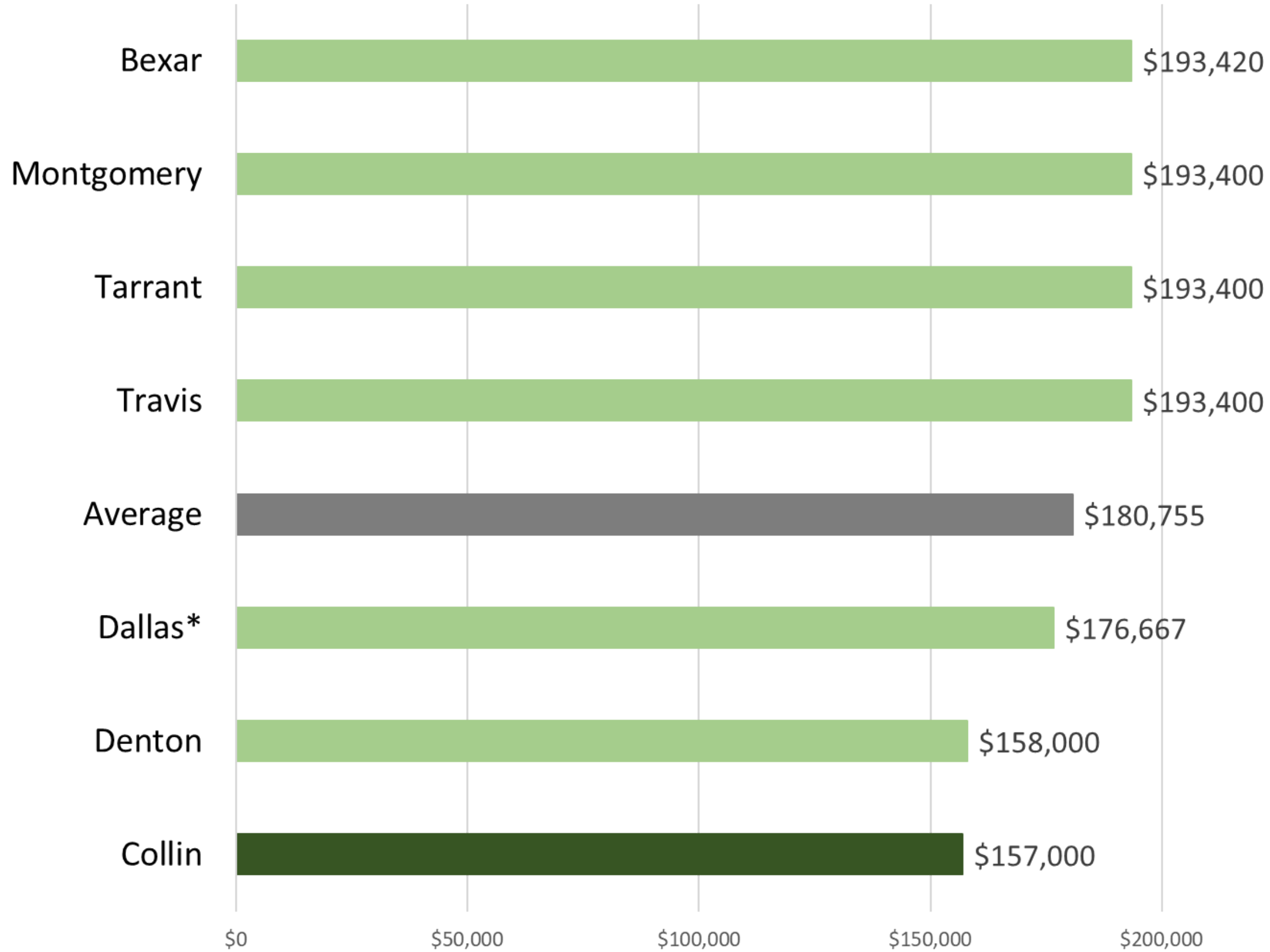


JUSTICES OF THE PEACE – FY2024



* Average salary used in calculation.

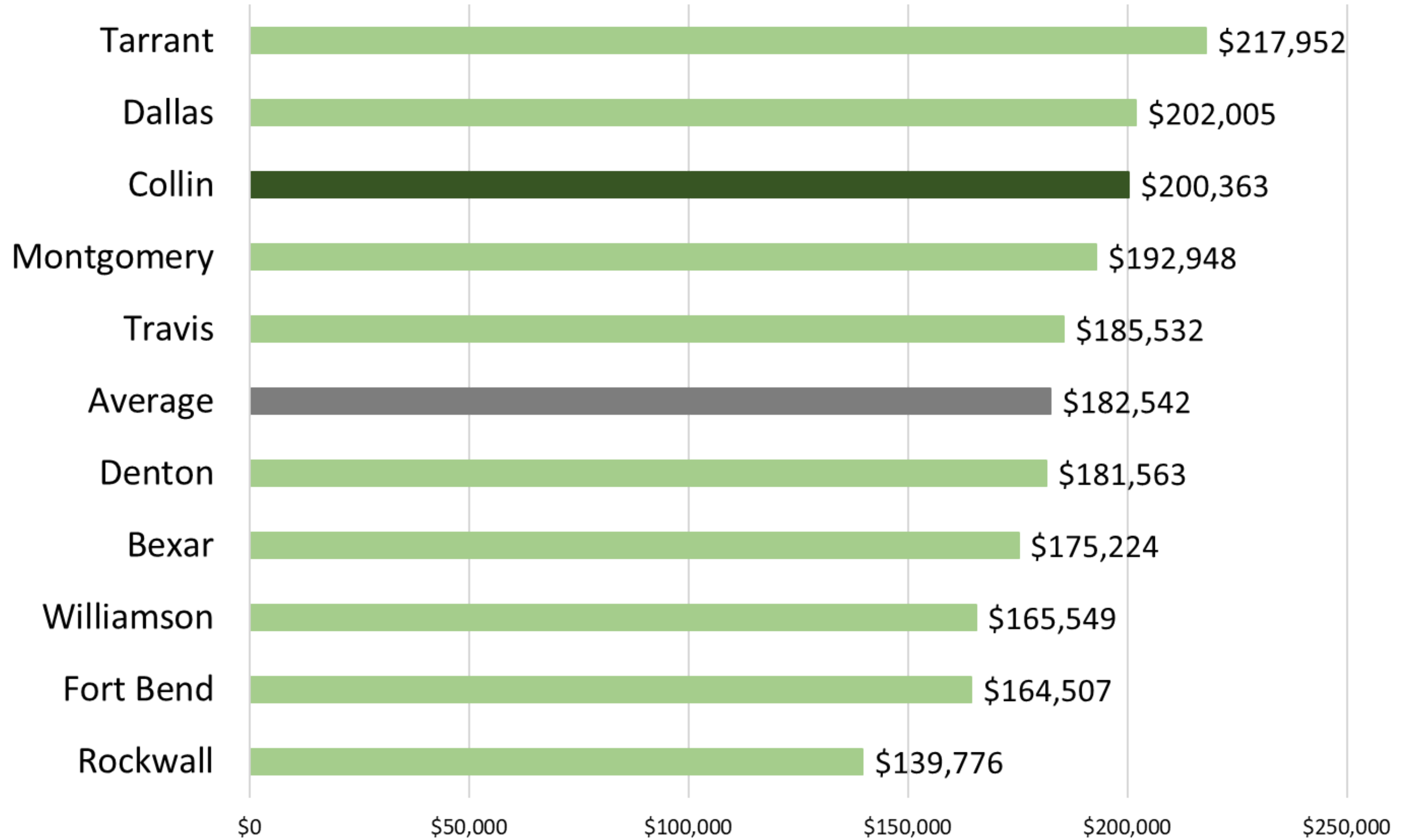
PROBATE JUDGE – FY2024



* Average salary used in calculation.

Probate Judge's salary is determined by statute and length of service.

SHERIFF – FY2024



TAX ASSESSOR – FY2024

