

Summary Results Report
Joint General and Special Election
November 5, 2024

OFFICIAL TOTALS-FINAL
Combined Accumulated Totals
COLLIN COUNTY

Statistics

	TOTAL	Election Day	Early Voting	Ballot by mail	Provision al	Limited
Registered Voters - Total	751,832					
Ballots Cast - Total	520,196	76,942	424,236	16,143	767	2,108
Voter Turnout - Total	69.19%					

Summary Results Report
 Joint General and Special Election
 November 5, 2024

OFFICIAL TOTALS-FINAL
 Combined Accumulated Totals
 COLLIN COUNTY

President/Vice President

Vote For 1

	TOTAL	VOTE %		Election Day	Early Voting	Ballot by mail	Provisional	Limited
Rep Donald J. Trump/JD Vance	279,534	54.00%		39,700	232,148	6,240	348	1,098
Dem Kamala D. Harris/Tim Walz	222,115	42.90%		32,012	179,162	9,576	394	971
Lib Chase Oliver/Mike ter Maat	3,508	0.68%		898	2,525	71	4	10
Grn Jill Stein/Rudolph Ware	10,010	1.93%		3,324	6,542	112	12	20
Write-In Totals	2,523	0.49%		519	1,920	73	6	5
Total Votes Cast	517,690	100.00%		76,453	422,297	16,072	764	2,104
Overvotes	1			0	0	1	0	0
Undervotes	2,505			489	1,939	70	3	4
Contest Totals	520,196			76,942	424,236	16,143	767	2,108

United States Senator

Vote For 1

	TOTAL	VOTE %		Election Day	Early Voting	Ballot by mail	Provisional	Limited
Rep Ted Cruz	263,381	51.48%		34,251	221,695	6,103	327	1,005
Dem Colin Allred	236,579	46.24%		36,545	188,998	9,604	405	1,027
Lib Ted Brown	11,173	2.18%		3,281	7,648	170	19	55
Write-In Totals	478	0.09%		124	334	15	2	3
Total Votes Cast	511,611	100.00%		74,201	418,675	15,892	753	2,090
Overvotes	2			0	0	2	0	0
Undervotes	8,583			2,741	5,561	249	14	18
Contest Totals	520,196			76,942	424,236	16,143	767	2,108

United States Representative, District 3

Vote For 1

	TOTAL	VOTE %		Election Day	Early Voting	Ballot by mail	Provisional	Limited
Rep Keith Self	206,337	60.59%		27,151	174,490	4,455	225	16
Dem Sandeep Srivastava	134,232	39.41%		19,581	109,125	5,307	209	10
Total Votes Cast	340,569	100.00%		46,732	283,615	9,762	434	26
Overvotes	0			0	0	0	0	0
Undervotes	15,464			4,085	10,758	590	31	0
Contest Totals	356,033			50,817	294,373	10,352	465	26

United States Representative, District 4

Vote For 1

	TOTAL	VOTE %		Election Day	Early Voting	Ballot by mail	Provisional	Limited
Rep Pat Fallon	68,280	53.52%		9,868	56,358	1,925	108	21
Dem Simon Cardell	59,291	46.48%		8,898	47,587	2,675	119	12
Total Votes Cast	127,571	100.00%		18,766	103,945	4,600	227	33
Overvotes	0			0	0	0	0	0
Undervotes	6,807			1,809	4,641	336	18	3
Contest Totals	134,378			20,575	108,586	4,936	245	36

Summary Results Report
 Joint General and Special Election
 November 5, 2024

OFFICIAL TOTALS-FINAL
 Combined Accumulated Totals
 COLLIN COUNTY

United States Representative, District 32

Vote For 1

	TOTAL	VOTE %		Election Day	Early Voting	Ballot by mail	Provisional	Limited
Rep Darrell Day	11,253	42.62%		2,115	8,836	272	20	10
Dem Julie Johnson	14,347	54.34%		2,668	11,094	533	34	18
Lib Kevin A. Hale	801	3.03%		268	520	10	2	1
Total Votes Cast	26,401	100.00%		5,051	20,450	815	56	29
Overvotes	0			0	0	0	0	0
Undervotes	1,364			499	827	36	1	1
Contest Totals	27,765			5,550	21,277	851	57	30

Railroad Commissioner

Vote For 1

	TOTAL	VOTE %		Election Day	Early Voting	Ballot by mail	Provisional	Limited
Rep Christi Craddick	276,346	55.88%		36,661	231,961	6,353	329	1,042
Dem Katherine Culbert	193,750	39.18%		27,000	157,296	8,226	350	878
Lib Hawk Dunlap	12,816	2.59%		3,135	9,400	210	14	57
Grn Eddie Espinoza	11,260	2.28%		3,355	7,598	237	18	52
Write-In Totals	380	0.08%		103	266	9	1	1
Total Votes Cast	494,552	100.00%		70,254	406,521	15,035	712	2,030
Overvotes	6			0	0	6	0	0
Undervotes	25,638			6,688	17,715	1,102	55	78
Contest Totals	520,196			76,942	424,236	16,143	767	2,108

Justice, Supreme Court, Place 2

Vote For 1

	TOTAL	VOTE %		Election Day	Early Voting	Ballot by mail	Provisional	Limited
Rep Jimmy Blacklock	284,891	57.90%		38,378	238,524	6,586	345	1,058
Dem DaSean Jones	207,181	42.10%		31,036	166,390	8,424	369	962
Total Votes Cast	492,072	100.00%		69,414	404,914	15,010	714	2,020
Overvotes	3			0	0	3	0	0
Undervotes	28,121			7,528	19,322	1,130	53	88
Contest Totals	520,196			76,942	424,236	16,143	767	2,108

Justice, Supreme Court, Place 4

Vote For 1

	TOTAL	VOTE %		Election Day	Early Voting	Ballot by mail	Provisional	Limited
Rep John Devine	277,669	56.93%		37,412	232,630	6,233	336	1,058
Dem Christine Vinh Weems	210,032	43.07%		31,083	169,013	8,598	369	969
Total Votes Cast	487,701	100.00%		68,495	401,643	14,831	705	2,027
Overvotes	0			0	0	0	0	0
Undervotes	32,495			8,447	22,593	1,312	62	81
Contest Totals	520,196			76,942	424,236	16,143	767	2,108

Summary Results Report
 Joint General and Special Election
 November 5, 2024

OFFICIAL TOTALS-FINAL
 Combined Accumulated Totals
 COLLIN COUNTY

Justice, Supreme Court, Place 6

Vote For 1

	TOTAL	VOTE %		Election Day	Early Voting	Ballot by mail	Provisional	Limited
Rep Jane Bland	276,162	56.18%		36,351	231,971	6,477	336	1,027
Dem Bonnie Lee Goldstein	199,249	40.53%		28,734	160,998	8,263	360	894
Lib J. David Roberson	16,153	3.29%		4,267	11,549	223	17	97
Total Votes Cast	491,564	100.00%		69,352	404,518	14,963	713	2,018
Overvotes	1			0	0	1	0	0
Undervotes	28,631			7,590	19,718	1,179	54	90
Contest Totals	520,196			76,942	424,236	16,143	767	2,108

Presiding Judge, Court of Criminal Appeals

Vote For 1

	TOTAL	VOTE %		Election Day	Early Voting	Ballot by mail	Provisional	Limited
Rep David J. Schenck	283,577	57.81%		38,199	237,466	6,512	341	1,059
Dem Holly Taylor	206,963	42.19%		30,931	166,436	8,278	368	950
Total Votes Cast	490,540	100.00%		69,130	403,902	14,790	709	2,009
Overvotes	0			0	0	0	0	0
Undervotes	29,656			7,812	20,334	1,353	58	99
Contest Totals	520,196			76,942	424,236	16,143	767	2,108

Judge, Court of Criminal Appeals, Place 7

Vote For 1

	TOTAL	VOTE %		Election Day	Early Voting	Ballot by mail	Provisional	Limited
Rep Gina Parker	281,659	57.83%		38,211	235,699	6,338	340	1,071
Dem Nancy Mulder	205,351	42.17%		30,088	165,577	8,389	362	935
Total Votes Cast	487,010	100.00%		68,299	401,276	14,727	702	2,006
Overvotes	1			0	0	1	0	0
Undervotes	33,185			8,643	22,960	1,415	65	102
Contest Totals	520,196			76,942	424,236	16,143	767	2,108

Judge, Court of Criminal Appeals, Place 8

Vote For 1

	TOTAL	VOTE %		Election Day	Early Voting	Ballot by mail	Provisional	Limited
Rep Lee Finley	285,690	58.55%		38,971	238,871	6,431	349	1,068
Dem Chika Anyiam	202,242	41.45%		29,635	163,086	8,239	353	929
Total Votes Cast	487,932	100.00%		68,606	401,957	14,670	702	1,997
Overvotes	1			0	0	1	0	0
Undervotes	32,263			8,336	22,279	1,472	65	111
Contest Totals	520,196			76,942	424,236	16,143	767	2,108

Summary Results Report
 Joint General and Special Election
 November 5, 2024

OFFICIAL TOTALS-FINAL
 Combined Accumulated Totals
 COLLIN COUNTY

Member, State Board of Education, District 12

Vote For 1

	TOTAL	VOTE %		Election Day	Early Voting	Ballot by mail	Provisional	Limited
Rep Pam Little	284,794	58.15%		38,977	238,690	6,574	345	208
Dem George King	204,957	41.85%		30,283	165,846	8,311	366	151
Total Votes Cast	489,751	100.00%		69,260	404,536	14,885	711	359
Overvotes	3			0	0	3	0	0
Undervotes	30,268			7,682	19,700	1,252	56	1,578
Contest Totals	520,022			76,942	424,236	16,140	767	1,937

State Senator, District 8

Vote For 1

	TOTAL	VOTE %		Election Day	Early Voting	Ballot by mail	Provisional	Limited
Rep Angela Paxton	229,607	56.94%		31,503	192,930	4,892	265	17
Dem Rachel Mello	173,663	43.06%		24,694	141,637	7,024	299	9
Total Votes Cast	403,270	100.00%		56,197	334,567	11,916	564	26
Overvotes	1			0	0	1	0	0
Undervotes	22,773			5,949	15,841	943	40	0
Contest Totals	426,044			62,146	350,408	12,860	604	26

State Senator, District 30

Vote For 1

	TOTAL	VOTE %		Election Day	Early Voting	Ballot by mail	Provisional	Limited
Rep Brent Hagenbuch	27,739	53.86%		4,397	22,727	538	36	41
Dem Dale Frey	23,764	46.14%		3,693	19,215	808	23	25
Total Votes Cast	51,503	100.00%		8,090	41,942	1,346	59	66
Overvotes	0			0	0	0	0	0
Undervotes	3,529			1,035	2,349	132	9	4
Contest Totals	55,032			9,125	44,291	1,478	68	70

State Representative, District 33

Vote For 1

	TOTAL	VOTE %		Election Day	Early Voting	Ballot by mail	Provisional	Limited
Rep Katrina Pierson	20,424	100.00%		3,423	16,521	447	30	3
Total Votes Cast	20,424	100.00%		3,423	16,521	447	30	3
Overvotes	0			0	0	0	0	0
Undervotes	16,263			2,804	12,808	628	22	1
Contest Totals	36,687			6,227	29,329	1,075	52	4

State Representative, District 61

Vote For 1

	TOTAL	VOTE %		Election Day	Early Voting	Ballot by mail	Provisional	Limited
Rep Keresa Richardson	58,513	59.62%		8,149	49,127	1,176	61	0
Dem Tony Adams	39,632	40.38%		5,556	32,576	1,434	66	0
Total Votes Cast	98,145	100.00%		13,705	81,703	2,610	127	0
Overvotes	0			0	0	0	0	0
Undervotes	6,805			1,798	4,780	217	10	0
Contest Totals	104,950			15,503	86,483	2,827	137	0

Summary Results Report
 Joint General and Special Election
 November 5, 2024

OFFICIAL TOTALS-FINAL
 Combined Accumulated Totals
 COLLIN COUNTY

State Representative, District 66

Vote For 1

	TOTAL	VOTE %		Election Day	Early Voting	Ballot by mail	Provisional	Limited
Rep Matt Shaheen	58,294	61.11%		7,236	49,549	1,420	89	0
Dem David W. Carstens	37,098	38.89%		4,874	30,418	1,749	57	0
Total Votes Cast	95,392	100.00%		12,110	79,967	3,169	146	0
Overvotes	0			0	0	0	0	0
Undervotes	6,116			1,554	4,283	266	13	0
Contest Totals	101,508			13,664	84,250	3,435	159	0

State Representative, District 67

Vote For 1

	TOTAL	VOTE %		Election Day	Early Voting	Ballot by mail	Provisional	Limited
Rep Jeff Leach	56,107	60.23%		7,901	46,979	1,174	53	0
Dem Makala L. Washington	37,051	39.77%		5,877	29,686	1,416	72	0
Total Votes Cast	93,158	100.00%		13,778	76,665	2,590	125	0
Overvotes	0			0	0	0	0	0
Undervotes	6,026			1,665	4,148	201	12	0
Contest Totals	99,184			15,443	80,813	2,791	137	0

State Representative, District 70

Vote For 1

	TOTAL	VOTE %		Election Day	Early Voting	Ballot by mail	Provisional	Limited
Rep Steve Kinard	34,933	47.78%		4,377	29,319	1,171	66	0
Dem Mihaela Elizabeth Plesa	38,183	52.22%		5,322	30,789	1,982	90	0
Total Votes Cast	73,116	100.00%		9,699	60,108	3,153	156	0
Overvotes	0			0	0	0	0	0
Undervotes	4,037			1,072	2,694	255	16	0
Contest Totals	77,153			10,771	62,802	3,408	172	0

State Representative, District 89

Vote For 1

	TOTAL	VOTE %		Election Day	Early Voting	Ballot by mail	Provisional	Limited
Rep Candy Noble	55,900	60.63%		7,892	46,829	1,128	51	0
Dem Darrel Evans	36,292	39.37%		5,666	29,287	1,289	50	0
Total Votes Cast	92,192	100.00%		13,558	76,116	2,417	101	0
Overvotes	0			0	0	0	0	0
Undervotes	6,414			1,776	4,443	186	9	0
Contest Totals	98,606			15,334	80,559	2,603	110	0

Summary Results Report
 Joint General and Special Election
 November 5, 2024

OFFICIAL TOTALS-FINAL
 Combined Accumulated Totals
 COLLIN COUNTY

Chief Justice, 5th Court of Appeals District

Vote For 1

	TOTAL	VOTE %		Election Day	Early Voting	Ballot by mail	Provisional	Limited
Rep Justin Jay "J.J." Koch	276,706	57.39%	<div style="width: 57.39%;"><div style="width: 57.39%;"></div></div>	36,843	232,990	6,471	331	71
Dem Staci Williams	205,439	42.61%	<div style="width: 42.61%;"><div style="width: 42.61%;"></div></div>	30,619	166,034	8,370	368	48
Total Votes Cast	482,145	100.00%	<div style="width: 100.00%;"><div style="width: 100.00%;"></div></div>	67,462	399,024	14,841	699	119
Overvotes	2			0	0	2	0	0
Undervotes	36,069			9,480	25,212	1,297	68	12
Contest Totals	518,216			76,942	424,236	16,140	767	131

Justice, 5th Court of Appeals District, Place 2

Vote For 1

	TOTAL	VOTE %		Election Day	Early Voting	Ballot by mail	Provisional	Limited
Rep Jessica Lewis	281,106	58.65%	<div style="width: 58.65%;"><div style="width: 58.65%;"></div></div>	38,248	236,007	6,436	344	71
Dem Robbie Partida-Kipness	198,227	41.35%	<div style="width: 41.35%;"><div style="width: 41.35%;"></div></div>	28,582	160,939	8,314	344	48
Total Votes Cast	479,333	100.00%	<div style="width: 100.00%;"><div style="width: 100.00%;"></div></div>	66,830	396,946	14,750	688	119
Overvotes	2			0	0	2	0	0
Undervotes	38,881			10,112	27,290	1,388	79	12
Contest Totals	518,216			76,942	424,236	16,140	767	131

Justice, 5th Court of Appeals District, Place 5

Vote For 1

	TOTAL	VOTE %		Election Day	Early Voting	Ballot by mail	Provisional	Limited
Rep Cynthia Barbare	276,163	57.66%	<div style="width: 57.66%;"><div style="width: 57.66%;"></div></div>	37,240	232,253	6,266	335	69
Dem Erin A. Nowell	202,750	42.34%	<div style="width: 42.34%;"><div style="width: 42.34%;"></div></div>	29,501	164,365	8,481	354	49
Total Votes Cast	478,913	100.00%	<div style="width: 100.00%;"><div style="width: 100.00%;"></div></div>	66,741	396,618	14,747	689	118
Overvotes	1			0	0	1	0	0
Undervotes	39,302			10,201	27,618	1,392	78	13
Contest Totals	518,216			76,942	424,236	16,140	767	131

Justice, 5th Court of Appeals District, Place 9

Vote For 1

	TOTAL	VOTE %		Election Day	Early Voting	Ballot by mail	Provisional	Limited
Rep Matthew J. Kolodoski	274,491	57.31%	<div style="width: 57.31%;"><div style="width: 57.31%;"></div></div>	36,767	231,030	6,300	323	71
Dem Tina Clinton	204,432	42.69%	<div style="width: 42.69%;"><div style="width: 42.69%;"></div></div>	29,990	165,570	8,448	374	50
Total Votes Cast	478,923	100.00%	<div style="width: 100.00%;"><div style="width: 100.00%;"></div></div>	66,757	396,600	14,748	697	121
Overvotes	2			0	0	2	0	0
Undervotes	39,291			10,185	27,636	1,390	70	10
Contest Totals	518,216			76,942	424,236	16,140	767	131

Summary Results Report
 Joint General and Special Election
 November 5, 2024

OFFICIAL TOTALS-FINAL
 Combined Accumulated Totals
 COLLIN COUNTY

Justice, 5th Court of Appeals District, Place 10

Vote For 1

	TOTAL	VOTE %		Election Day	Early Voting	Ballot by mail	Provisional	Limited
Rep Earl Jackson	274,064	57.31%		36,750	230,689	6,223	332	70
Dem Amanda Reichel	204,171	42.69%		29,824	165,433	8,506	361	47
Total Votes Cast	478,235	100.00%		66,574	396,122	14,729	693	117
Overvotes	1			0	0	1	0	0
Undervotes	39,980			10,368	28,114	1,410	74	14
Contest Totals	518,216			76,942	424,236	16,140	767	131

Justice, 5th Court of Appeals District, Place 11

Vote For 1

	TOTAL	VOTE %		Election Day	Early Voting	Ballot by mail	Provisional	Limited
Rep Gino J. Rossini	275,398	57.71%		36,496	232,052	6,455	326	69
Dem Kim Cooks	201,820	42.29%		29,812	163,373	8,228	360	47
Total Votes Cast	477,218	100.00%		66,308	395,425	14,683	686	116
Overvotes	1			0	0	1	0	0
Undervotes	40,997			10,634	28,811	1,456	81	15
Contest Totals	518,216			76,942	424,236	16,140	767	131

Justice, 5th Court of Appeals District, Place 12

Vote For 1

	TOTAL	VOTE %		Election Day	Early Voting	Ballot by mail	Provisional	Limited
Rep Mike Lee	277,150	58.08%		37,485	232,940	6,319	335	71
Dem Ken Molberg	200,026	41.92%		28,769	162,456	8,407	346	48
Total Votes Cast	477,176	100.00%		66,254	395,396	14,726	681	119
Overvotes	2			0	0	2	0	0
Undervotes	41,038			10,688	28,840	1,412	86	12
Contest Totals	518,216			76,942	424,236	16,140	767	131

Justice, 5th Court of Appeals District, Place 13

Vote For 1

	TOTAL	VOTE %		Election Day	Early Voting	Ballot by mail	Provisional	Limited
Rep Emily A. Miskel	275,064	57.66%		36,716	231,566	6,389	323	70
Dem Tonya Parker	201,956	42.34%		29,574	163,629	8,342	361	50
Total Votes Cast	477,020	100.00%		66,290	395,195	14,731	684	120
Overvotes	0			0	0	0	0	0
Undervotes	41,196			10,652	29,041	1,409	83	11
Contest Totals	518,216			76,942	424,236	16,140	767	131

District Judge, 199th Judicial District

Vote For 1

	TOTAL	VOTE %		Election Day	Early Voting	Ballot by mail	Provisional	Limited
Rep Angela Tucker	318,278	100.00%		45,506	265,001	7,372	399	0
Total Votes Cast	318,278	100.00%		45,506	265,001	7,372	399	0
Overvotes	0			0	0	0	0	0
Undervotes	199,806			31,436	159,235	8,767	368	0
Contest Totals	518,084			76,942	424,236	16,139	767	0

Summary Results Report
 Joint General and Special Election
 November 5, 2024

OFFICIAL TOTALS-FINAL
 Combined Accumulated Totals
 COLLIN COUNTY

District Judge, 380th Judicial District

Vote For 1

	TOTAL	VOTE %		Election Day	Early Voting	Ballot by mail	Provisional	Limited
Rep Ben Smith	312,630	100.00%	<div style="width: 100%; height: 10px; background-color: #f0e68c;"></div>	44,606	260,415	7,215	394	0
Total Votes Cast	312,630	100.00%	<div style="width: 100%; height: 10px; background-color: #f0e68c;"></div>	44,606	260,415	7,215	394	0
Overvotes	0			0	0	0	0	0
Undervotes	205,454			32,336	163,821	8,924	373	0
Contest Totals	518,084			76,942	424,236	16,139	767	0

District Judge, 401st Judicial District

Vote For 1

	TOTAL	VOTE %		Election Day	Early Voting	Ballot by mail	Provisional	Limited
Rep Kim Laseter	313,072	100.00%	<div style="width: 100%; height: 10px; background-color: #f0e68c;"></div>	44,625	260,845	7,200	402	0
Total Votes Cast	313,072	100.00%	<div style="width: 100%; height: 10px; background-color: #f0e68c;"></div>	44,625	260,845	7,200	402	0
Overvotes	0			0	0	0	0	0
Undervotes	205,012			32,317	163,391	8,939	365	0
Contest Totals	518,084			76,942	424,236	16,139	767	0

District Judge, 416th Judicial District

Vote For 1

	TOTAL	VOTE %		Election Day	Early Voting	Ballot by mail	Provisional	Limited
Rep Andrea Stroh Thompson	310,863	100.00%	<div style="width: 100%; height: 10px; background-color: #f0e68c;"></div>	44,166	259,136	7,171	390	0
Total Votes Cast	310,863	100.00%	<div style="width: 100%; height: 10px; background-color: #f0e68c;"></div>	44,166	259,136	7,171	390	0
Overvotes	0			0	0	0	0	0
Undervotes	207,221			32,776	165,100	8,968	377	0
Contest Totals	518,084			76,942	424,236	16,139	767	0

District Judge, 468th Judicial District

Vote For 1

	TOTAL	VOTE %		Election Day	Early Voting	Ballot by mail	Provisional	Limited
Rep Lindsey Wynne	311,484	100.00%	<div style="width: 100%; height: 10px; background-color: #f0e68c;"></div>	44,245	259,686	7,158	395	0
Total Votes Cast	311,484	100.00%	<div style="width: 100%; height: 10px; background-color: #f0e68c;"></div>	44,245	259,686	7,158	395	0
Overvotes	0			0	0	0	0	0
Undervotes	206,600			32,697	164,550	8,981	372	0
Contest Totals	518,084			76,942	424,236	16,139	767	0

District Judge, 469th Judicial District

Vote For 1

	TOTAL	VOTE %		Election Day	Early Voting	Ballot by mail	Provisional	Limited
Rep Piper McCraw	311,032	100.00%	<div style="width: 100%; height: 10px; background-color: #f0e68c;"></div>	44,035	259,442	7,164	391	0
Total Votes Cast	311,032	100.00%	<div style="width: 100%; height: 10px; background-color: #f0e68c;"></div>	44,035	259,442	7,164	391	0
Overvotes	0			0	0	0	0	0
Undervotes	207,052			32,907	164,794	8,975	376	0
Contest Totals	518,084			76,942	424,236	16,139	767	0

Summary Results Report
 Joint General and Special Election
 November 5, 2024

OFFICIAL TOTALS-FINAL
 Combined Accumulated Totals
 COLLIN COUNTY

District Judge, 470th Judicial District

Vote For 1

	TOTAL	VOTE %		Election Day	Early Voting	Ballot by mail	Provisional	Limited
Rep Brook Fulks	310,364	100.00%	<div style="width: 100%;"></div>	43,996	258,830	7,143	395	0
Total Votes Cast	310,364	100.00%	<div style="width: 100%;"></div>	43,996	258,830	7,143	395	0
Overvotes	0			0	0	0	0	0
Undervotes	207,720			32,946	165,406	8,996	372	0
Contest Totals	518,084			76,942	424,236	16,139	767	0

District Judge, 471st Judicial District

Vote For 1

	TOTAL	VOTE %		Election Day	Early Voting	Ballot by mail	Provisional	Limited
Rep Andrea Bouressa	310,977	100.00%	<div style="width: 100%;"></div>	44,162	259,276	7,144	395	0
Total Votes Cast	310,977	100.00%	<div style="width: 100%;"></div>	44,162	259,276	7,144	395	0
Overvotes	0			0	0	0	0	0
Undervotes	207,107			32,780	164,960	8,995	372	0
Contest Totals	518,084			76,942	424,236	16,139	767	0

District Judge, 493rd Judicial District

Vote For 1

	TOTAL	VOTE %		Election Day	Early Voting	Ballot by mail	Provisional	Limited
Rep Christine A. Nowak	310,639	100.00%	<div style="width: 100%;"></div>	44,113	258,979	7,150	397	0
Total Votes Cast	310,639	100.00%	<div style="width: 100%;"></div>	44,113	258,979	7,150	397	0
Overvotes	0			0	0	0	0	0
Undervotes	207,445			32,829	165,257	8,989	370	0
Contest Totals	518,084			76,942	424,236	16,139	767	0

Judge, County Probate Court, Unexpired Term

Vote For 1

	TOTAL	VOTE %		Election Day	Early Voting	Ballot by mail	Provisional	Limited
Rep Sarah R. Duff	315,509	100.00%	<div style="width: 100%;"></div>	45,243	262,647	7,230	389	0
Total Votes Cast	315,509	100.00%	<div style="width: 100%;"></div>	45,243	262,647	7,230	389	0
Overvotes	0			0	0	0	0	0
Undervotes	202,575			31,699	161,589	8,909	378	0
Contest Totals	518,084			76,942	424,236	16,139	767	0

Sheriff

Vote For 1

	TOTAL	VOTE %		Election Day	Early Voting	Ballot by mail	Provisional	Limited
Rep Jim Skinner	314,439	100.00%	<div style="width: 100%;"></div>	44,869	261,932	7,243	395	0
Total Votes Cast	314,439	100.00%	<div style="width: 100%;"></div>	44,869	261,932	7,243	395	0
Overvotes	0			0	0	0	0	0
Undervotes	203,645			32,073	162,304	8,896	372	0
Contest Totals	518,084			76,942	424,236	16,139	767	0

Summary Results Report
 Joint General and Special Election
 November 5, 2024

OFFICIAL TOTALS-FINAL
 Combined Accumulated Totals
 COLLIN COUNTY

County Tax Assessor-Collector

Vote For 1

	TOTAL	VOTE %		Election Day	Early Voting	Ballot by mail	Provisional	Limited
Rep Scott Grigg	281,284	59.09%		37,648	236,823	6,482	331	0
Dem Stephanie Cooksey	194,136	40.78%		28,534	157,430	7,826	346	0
Write-In Totals	633	0.13%		139	479	15	0	0
Total Votes Cast	476,053	100.00%		66,321	394,732	14,323	677	0
Overvotes	11			0	0	11	0	0
Undervotes	42,020			10,621	29,504	1,805	90	0
Contest Totals	518,084			76,942	424,236	16,139	767	0

County Commissioner, Precinct No. 1

Vote For 1

	TOTAL	VOTE %		Election Day	Early Voting	Ballot by mail	Provisional	Limited
Rep Susan Fletcher	79,181	100.00%		11,037	66,340	1,719	85	0
Total Votes Cast	79,181	100.00%		11,037	66,340	1,719	85	0
Overvotes	0			0	0	0	0	0
Undervotes	46,327			6,924	37,283	2,056	64	0
Contest Totals	125,508			17,961	103,623	3,775	149	0

County Commissioner, Precinct No. 3

Vote For 1

	TOTAL	VOTE %		Election Day	Early Voting	Ballot by mail	Provisional	Limited
Rep Darrell Hale	74,020	61.34%		10,542	62,014	1,383	81	0
Dem Yvette Johnson	46,657	38.66%		7,436	37,558	1,571	92	0
Total Votes Cast	120,677	100.00%		17,978	99,572	2,954	173	0
Overvotes	1			0	0	1	0	0
Undervotes	10,907			2,923	7,602	366	16	0
Contest Totals	131,585			20,901	107,174	3,321	189	0

Constable, Precinct No. 1

Vote For 1

	TOTAL	VOTE %		Election Day	Early Voting	Ballot by mail	Provisional	Limited
Rep Matt Carpenter	61,940	100.00%		8,905	51,706	1,262	67	0
Total Votes Cast	61,940	100.00%		8,905	51,706	1,262	67	0
Overvotes	0			0	0	0	0	0
Undervotes	37,723			6,196	29,940	1,510	77	0
Contest Totals	99,663			15,101	81,646	2,772	144	0

Constable, Precinct No. 2

Vote For 1




	TOTAL	VOTE %		Election Day	Early Voting	Ballot by mail	Provisional	Limited
Rep Dwayne Kurtz	40,579	100.00%		6,399	33,501	635	44	0
Total Votes Cast	40,579	100.00%		6,399	33,501	635	44	0
Overvotes	0			0	0	0	0	0
Undervotes	22,826			4,355	17,686	748	37	0
Contest Totals	63,405			10,754	51,187	1,383	81	0

Summary Results Report
 Joint General and Special Election
 November 5, 2024

OFFICIAL TOTALS-FINAL
 Combined Accumulated Totals
 COLLIN COUNTY



Constable, Precinct No. 3

Vote For 1

	TOTAL	VOTE %		Election Day	Early Voting	Ballot by mail	Provisional	Limited
Rep Sammy Knapp	88,447	54.89%		11,564	74,334	2,436	113	0
Dem Cesar Avila	72,684	45.11%		10,520	58,888	3,140	136	0
Total Votes Cast	161,131	100.00%		22,084	133,222	5,576	249	0
Overvotes	1			0	0	1	0	0
Undervotes	15,211			3,781	10,625	771	34	0
Contest Totals	176,343			25,865	143,847	6,348	283	0

Constable, Precinct No. 4

Vote For 1

	TOTAL	VOTE %		Election Day	Early Voting	Ballot by mail	Provisional	Limited
Rep Steve Asher	109,054	100.00%		14,879	91,522	2,512	141	0
Total Votes Cast	109,054	100.00%		14,879	91,522	2,512	141	0
Overvotes	0			0	0	0	0	0
Undervotes	69,619			10,343	56,034	3,124	118	0
Contest Totals	178,673			25,222	147,556	5,636	259	0