



Collin County, Texas
 QUARTERLY INVESTMENT REPORT
 Quarter Ending September 30, 2024

STATEMENT OF INVESTMENT POSITION

The investments held in Collin County portfolio are managed in full compliance with the Public Funds Investment Act (Government Code 2256.023), and with the Investment Policy and strategy of Collin County Government.


	OPERATING GROUP			NON-OPERATING GROUP			CAPITAL PROJECTS GROUP			TOTAL PORTFOLIO		
	Prior Year Market Value	Beginning Market Value	Ending Market Value	Prior Year Market Value	Beginning Market Value	Ending Market Value	Prior Year Market Value	Beginning Market Value	Ending Market Value	Prior Year Market Value	Beginning Market Value	Ending Market Value
	9/30/2023	6/30/2024	9/30/2024	9/30/2023	6/30/2024	9/30/2024	9/30/2023	6/30/2024	9/30/2024	9/30/2023	6/30/2024	9/30/2024
Cash in Bank	66,664,111	29,153,384	71,266,933							66,664,111	29,153,384	71,266,933
PFIA Investment Pools	322,296,975	461,285,489	363,413,411	773,307	804,771	815,448	521,198,941	443,004,941	628,778,214	844,269,223	905,095,201	993,007,073
Cash Equivalent Investments	42,190,688	46,584,495	47,223,564	46,809,574	59,843,307	59,752,739	93,364,995	104,567,377	146,167,931	182,365,257	210,995,179	253,144,234
Certificates of Deposit	-	-	-	48,748,897	15,948,063	23,103,003	-	-	-	48,748,897	15,948,063	23,103,003
Federal/Agency Bonds				106,314,622	97,095,059	102,897,846	48,113,966	42,534,845	2,814,036	154,428,588	139,629,904	105,711,882
Municipal Bonds				30,526,481	31,144,088	31,753,659				30,526,481	31,144,088	31,753,659
TOTALS	431,151,774	537,023,368	481,903,908	233,172,881	204,835,288	218,322,695	662,677,902	590,107,163	777,760,181	1,327,002,557	1,331,965,819	1,477,986,784

Annualized Yield	5.343%	5.386%	5.328%	3.043%	3.666%	3.908%	4.888%	5.004%	5.187%	4.690%	4.941%	5.047%
Weighted Yield To Call	5.331%	5.380%	5.302%	2.714%	3.870%	3.896%	4.983%	4.999%	5.262%	4.656%	4.968%	5.061%
Weighted Yield To Maturity	5.331%	5.380%	5.302%	2.587%	3.808%	3.916%	4.983%	4.999%	5.262%	4.633%	4.958%	5.054%
Weighted Average Maturity (Days)	1	1	1	290	390	495	23	5	2	67	64	78

In accordance with Government Code 2256.005 Sections f-i, The Investment Officers of Collin County are required to:
 (1) Disclose a personal business relationship with a business organization offering to sell investments to the organization; and,
 (2) Disclose whether he/she is related within the second degree by affinity of consanguinity to an individual seeking to sell an investment to the entity;

Authorized By Investment Officers: Kristine Malone 12/16/2024
 Kristine Malone, Interim County Auditor Date

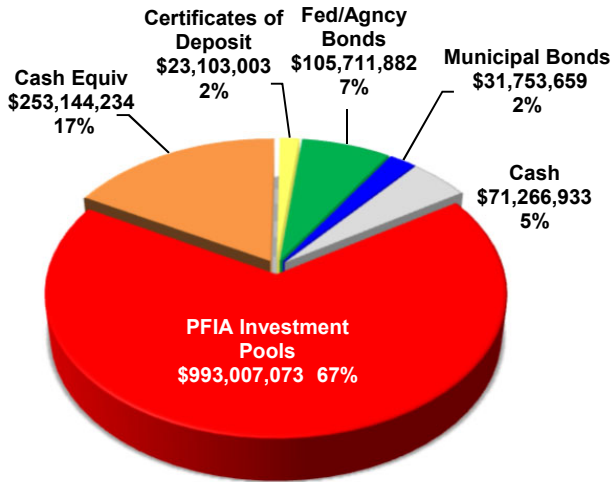
Monika Arris 12.16.24
 Monika Arris, Budget Director Date



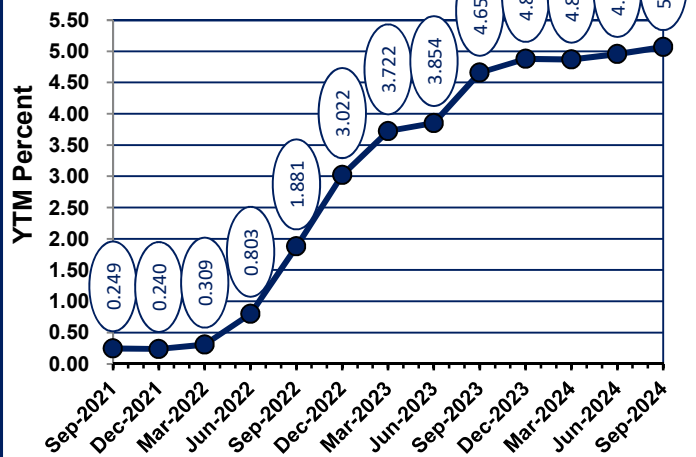
Collin County, Texas
 QUARTERLY INVESTMENT REPORT
 Quarter Ending September 30, 2024

TOTAL PORTFOLIO

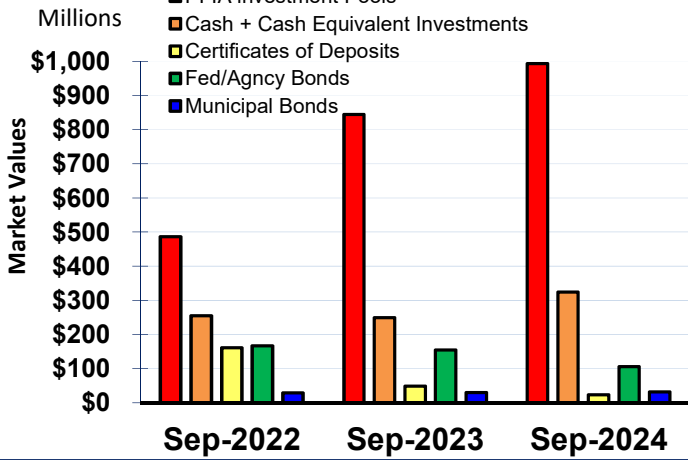
Portfolio Composition by Type



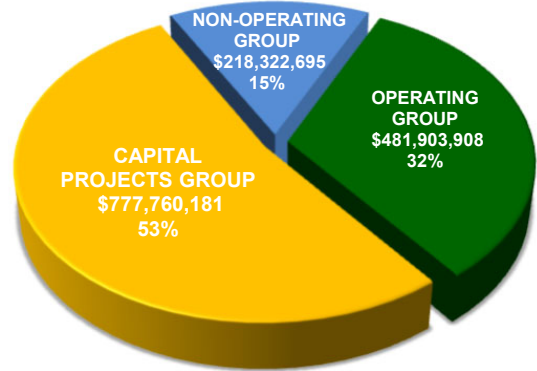
Portfolio Weighted YTM 3 Year Trend



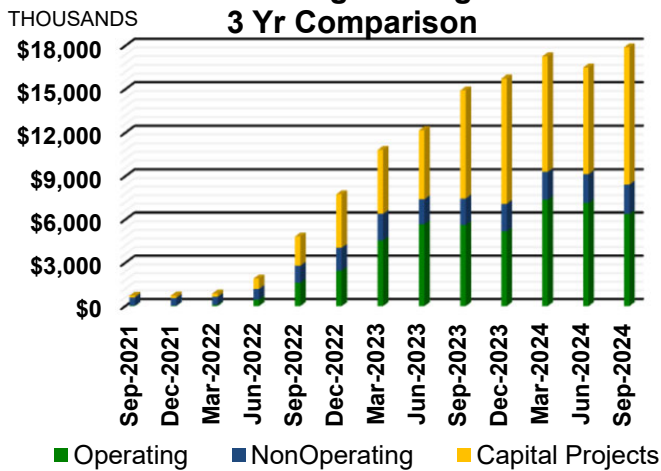
Portfolio Position by Type 3 Yr Comparison



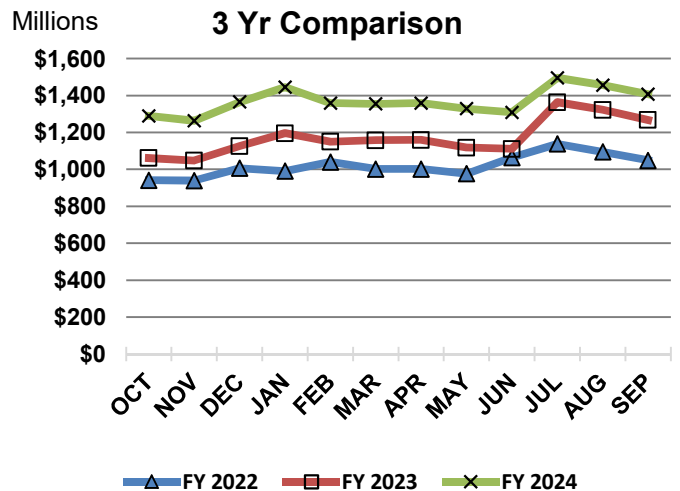
Portfolio Composition by Investment Pool Group at Qtr End



Interest Earnings during Quarter 3 Yr Comparison



Total Portfolio 3 Yr Comparison





Collin County, Texas
 QUARTERLY INVESTMENT REPORT
 Quarter Ending September 30, 2024

TOTAL PORTFOLIO

Summary Statement by Pooled Fund Group

Description	Ending Market Value	Percentage of Portfolio	Avg Monthly Yields Jul-2024	Avg Monthly Yields Aug-2024	Avg Monthly Yields Sep-2024
TexPool	46,029,447	3.2721%	5.3173%	5.2977%	5.1637%
TexSTAR	73,028,848	5.1914%	5.3131%	5.2939%	5.1324%
Texas CLASS	377,774,561	26.8550%	5.4482%	5.4303%	5.2917%
LOGIC	328,736,379	23.3690%	5.4031%	5.3775%	5.2340%
Texas RANGE	108,669,641	7.7250%	5.3100%	5.3000%	5.1600%
Texas FIT	58,768,197	4.1777%	5.4300%	5.3800%	5.3000%
ICS American National Bank	47,223,564	3.3570%	5.4200%	5.3900%	5.0700%
ICS Farmer's Bank & Trust	62,484,835	4.4419%	5.4400%	5.3900%	5.0800%
CE American National Bank-CUS	141,383,681	10.0506%	4.8800%	4.8900%	4.4500%
CE American National Bank-SEA	2,052,154	0.1459%	5.2000%	5.2400%	4.8800%
* Certificates of Deposit	23,103,003	1.6423%	3.5492%	3.5492%	3.5492%
* Federal Agency Bonds	103,225,432	7.3380%	3.6429%	3.6429%	3.6429%
* US Treasuries	2,486,450	0.1768%	1.4476%	1.4476%	1.4476%
* Municipal Bonds	31,753,659	2.2573%	2.7720%	2.7720%	2.7720%
	1,406,719,851	100.0000%	4.6124%	4.6001%	4.4410%

* Avg Monthly Yields are calculated by averaging YTM. Since Collin County Investment Policy maximum term limit is five years, yields may include rates from 09/30/2019 - 09/30/2024.

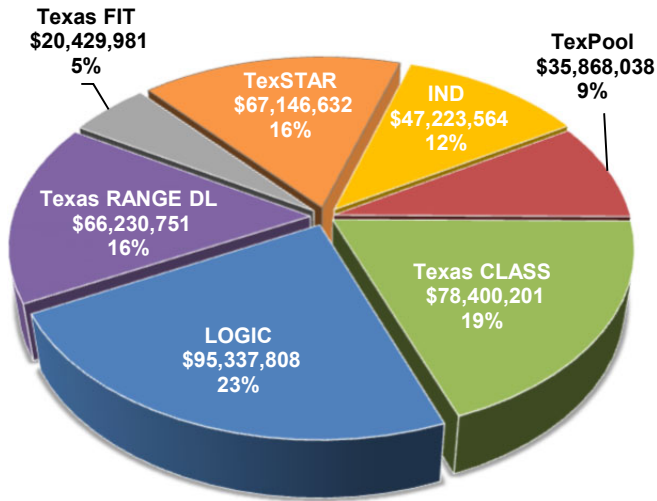
POOLED FUND GROUP	Beginning Book Value 06/30/2024	Increases	Decreases	Interest Earned QTD	Amortization / Accretion	Ending Book Value 09/30/2024	Beginning Market Value 06/30/2024	Unrealized Gain / (Loss) Market Adj	Ending Market Value 09/30/2024	Accrued Interest 09/30/2024
Operating Group										
PFIA Investment Pools	461,285,489	5,976,000	(109,588,000)	5,739,922	-	363,413,411	461,285,489	-	363,413,411	-
Cash Equivalent Investments	46,584,495	-	-	639,069	-	47,223,564	46,584,495	-	47,223,564	-
Sub-Total	507,869,984	5,976,000	(109,588,000)	6,378,991	-	410,636,975	507,869,984	-	410,636,975	-
Non-Operating Group										
PFIA Investment Pools	804,771	-	-	10,677	-	815,448	804,771	-	815,448	-
Cash Equivalent Investments	59,843,307	34,497,882	(35,290,442)	701,992	-	59,752,739	59,843,307	-	59,752,739	210,115
Certificates of Deposit	15,948,063	15,000,000	(7,979,104)	134,044	-	23,103,003	15,948,063	-	23,103,003	1,548
Federal/Agency Bonds	98,709,961	32,338,055	(28,439,758)	939,515	28,176	103,575,949	97,095,059	(678,103)	102,897,846	869,977
Municipal Bonds	32,030,079	2,827,066	(3,126,387)	261,387	(25,943)	31,966,202	33,585,656	(212,543)	31,753,659	246,158
Sub-Total	207,336,181	84,663,003	(74,835,691)	2,047,615	2,233	219,213,341	207,276,856	(890,646)	218,322,695	1,327,798
Capital Projects Group										
PFIA Investment Pools	443,004,941	221,350,500	(43,543,500)	7,966,273	-	628,778,214	443,004,941	-	628,778,214	-
Cash Equivalent Investments	104,567,377	40,136,609	-	1,463,945	-	146,167,931	104,567,377	-	146,167,931	323,928
Federal/Agency Bonds	42,865,673	-	(40,040,422)	40,423	(15,674)	2,850,000	42,534,845	(35,964)	2,814,036	2,771
Sub-Total	590,437,991	261,487,109	(83,583,922)	9,470,641	(15,674)	777,796,145	590,107,163	(35,964)	777,760,181	326,699
Grand Totals:	1,305,644,156	352,126,112	(268,007,613)	17,897,247	(13,441)	1,407,646,461	1,305,254,003	(926,610)	1,406,719,851	1,654,497



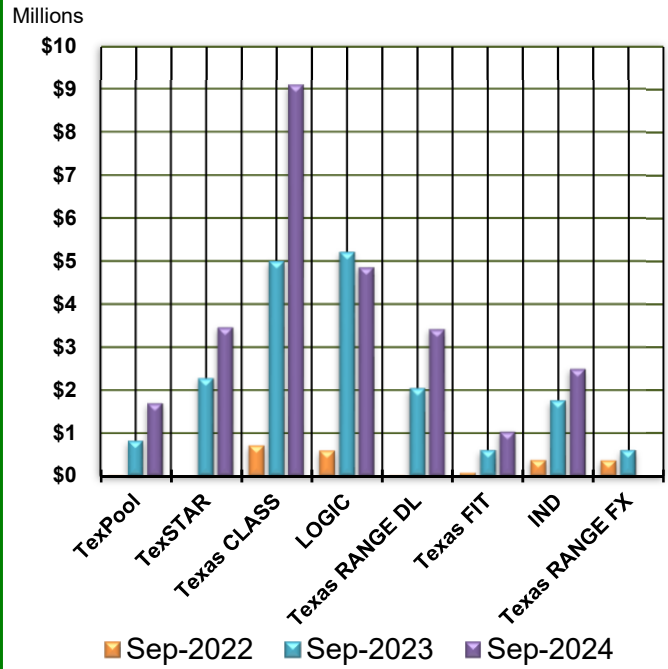
Collin County, Texas
 QUARTERLY INVESTMENT REPORT
 Quarter Ending September 30, 2024

OPERATING GROUP

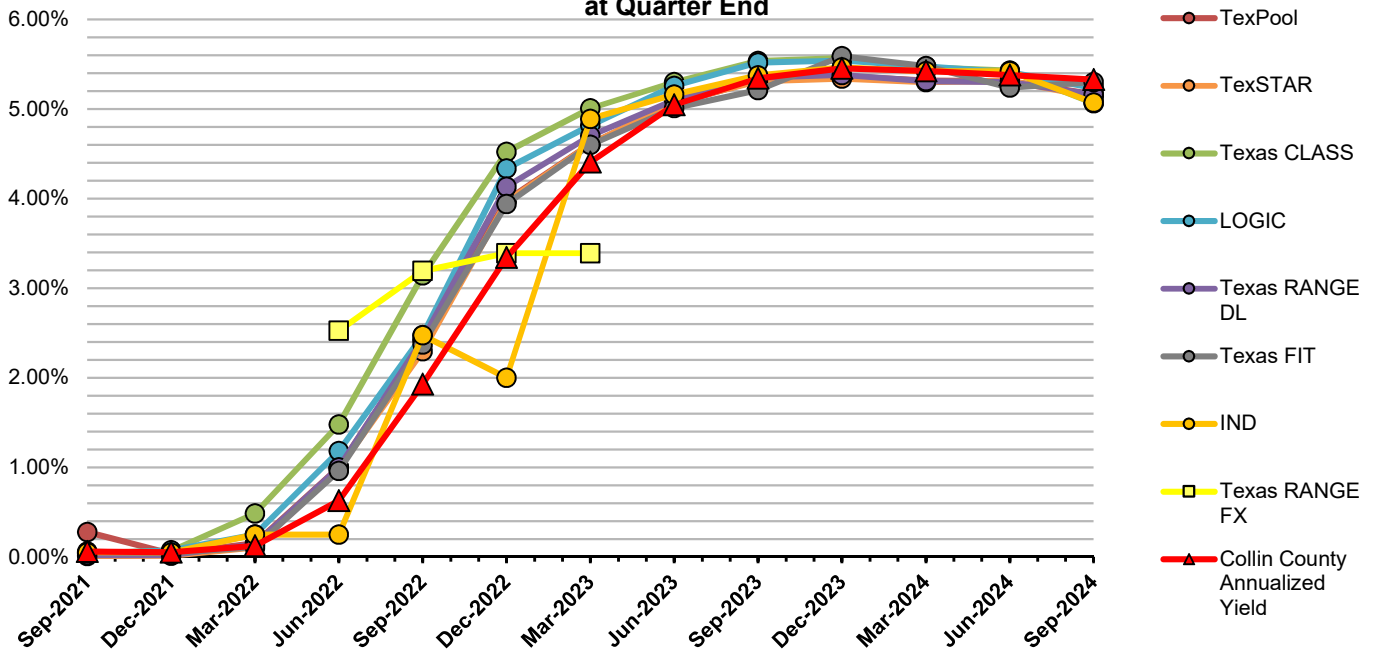
Operating Investments by Type at Quarter End



Operating Investments YTD Interest Earnings Comparison at Quarter End



Operating Investments Yields Comparison at Quarter End





Collin County, Texas
QUARTERLY INVESTMENT REPORT
 Quarter Ending September 30, 2024

OPERATING
Investment Details

<u>OPERATING GROUP</u>	Yield to Maturity (YTM)	Beginning Book Value 06/30/2024	Increases	Decreases	Interest Earned QTD	Ending Book Value 09/30/2024	Beginning Market Value 06/30/2024	Ending Market Value 09/30/2024	Accrued Interest	Maturity Date
<u>PFIA Investment Pools</u>										
TexPool	5.2596%	35,530,313	-	(135,000)	472,725	35,868,038	35,530,313	35,868,038	-	N/A
TexSTAR	5.2465%	66,266,337	-	-	880,295	67,146,632	66,266,337	67,146,632	-	N/A
Texas CLASS	5.3901%	174,273,205	5,976,000	(103,793,000)	1,943,996	78,400,201	174,273,205	78,400,201	-	N/A
LOGIC	5.3382%	99,689,708	-	(5,660,000)	1,308,100	95,337,808	99,689,708	95,337,808	-	N/A
Texas RANGE DL	5.2567%	65,363,579	-	-	867,172	66,230,751	65,363,579	66,230,751	-	N/A
Texas FIT	5.3700%	20,162,347	-	-	267,634	20,429,981	20,162,347	20,429,981	-	N/A
		461,285,489	5,976,000	(109,588,000)	5,739,922	363,413,411	461,285,489	363,413,411	-	
<u>Cash Equivalent Investments</u>										
American National Bank										
IntraFi Network Deposits	5.2933%	46,584,495	-	-	639,069	47,223,564	46,584,495	47,223,564	-	N/A
		46,584,495	-	-	639,069	47,223,564	46,584,495	47,223,564	-	
TOTAL OPERATING INVESTMENTS		507,869,984	5,976,000	(109,588,000)	6,378,991	410,636,975	507,869,984	410,636,975	-	



Collin County, Texas
QUARTERLY INVESTMENT REPORT
 Quarter Ending September 30, 2024

OPERATING
Schedule of Investments by Fund

Fund Number (MUNIS)	Fund Name	Book Value 09/30/2024	Interest Earned YTD	% of Total Invested
<u>General Funds</u>				
0001	General	106,711,107 ****	11,034,657	25.9867%
0002	Housing Finance Corp	523,582	27,416	0.1275%
0003	Records Archive Fund	17,335,259	-	4.2216% *
0005	Dis Cts Rec Tech Fund	612,470	-	0.1492% *
0499	Permanent Improvements	8,735,534	152,214	2.1273%
		133,917,952	11,214,287	32.6123%
<u>Special Revenue Funds</u>				
0029	Courthouse Security	1,021,977	-	0.2489% *
1010	Road and Bridge	31,420,333	1,500,117	7.6516%
1011	Farm and Market	24,176	1,271	0.0059%
1012	Lateral Road	1,511,675	79,297	0.3681%
1013	Judicial Appellate	501,157	24,326	0.1220%
1015	Court Reporters	572,333	-	0.1394% *
1021	Law Library	4,836,381	-	1.1778% *
1025	Co Clrk Rec Mgmt & Pres	14,847,497	-	3.6157% *
1026	Dist Clrk Rec Mgmt & Pres	1,085,399	-	0.2643% *
1028	Justice Court Tech Fund	656,677	-	0.1599% *
1031	Economic Development 2001	843,100	36,463	0.2053%
1033	Contract Elections	3,114,771	215,312	0.7585%
1036	Sheriff Forfeiture	29,560	1,223	0.0072%
1037	DA State Forfeiture	1,336,790	70,283	0.3255%
1038	DA Service Fee	250,790	-	0.0611% *
1039	Meayers Park Foundation	1,246	66	0.0003%
1040	Health Care Foundation	6,274,634	391,263	1.5280%
1041	Local Provider Participation Funds	124,215	124,215	0.0302%
1044	County Rec Mgmt & Pres	778,651	-	0.1896% *
1045	District Rec Mgmt & Pres	221,479	6,479	0.0539% *
1046	Juvenile Case Manager Fnd	472,262	-	0.1150% *
1047	Court Initiated Guardnshp	703,270	-	0.1713% *
1049	DA Pretrial Intervntn Prg	1,015,135	-	0.2472% *
1050	Specialty Court	227,202	-	0.0553% *
1051	SCAAP	3,017	3,017	0.0007%
1052	Cty Crts Technology Fund	706,884	-	0.1721% *
1053	Dis Cts Technology Fund	717,054	-	0.1746% *
1054	Probate Contributions Fnd	789,636 ****	46,616	0.1923%
1055	CCLC Court Rec Presrvtn	688,066	-	0.1676% *
1056	Dis Clrk Crt Rec Presrvtn	482,466	-	0.1175% *
1057	DA Apportionment	101,566 ****	5,613	0.0247%
1058	Justice Crt Bldg Security	301,442	-	0.0734% *
1060	DA Federal Treasury Forf	1,860,203	99,437	0.4530%
1062	Truancy Prevention and Diversion Special Revenue	281,331	10,331	0.0685%
1064	Constable 3 Forfeiture	-	-	0.0000%
1065	Sheriff Forfeiture Fed	43,351	1,443	0.0106%
1066	SO Treasury Forfeiture	163,166 ****	8,418	0.0397%
1067	Trails Blue Ridge Sp Rd Dist	218,173	10,421	0.0531%
1068	Court Facility Fee Fund	994,707	42,074	0.2422%
1069	Opioid Abatement	53,928	32,121	0.0131%
1998	Veterans Court	27,577	1,300	0.0067%
		79,303,277	2,711,106	19.3118%



Collin County, Texas
QUARTERLY INVESTMENT REPORT
 Quarter Ending September 30, 2024

OPERATING
Schedule of Investments by Fund

Fund Number (MUNIS)	Fund Name	Book Value 09/30/2024	Interest Earned YTD	% of Total Invested
<u>Grant Funds</u>				
2127	Coronavirus Relief Fund	-	-	0.0000%
2128	HAVA Cares	-	-	0.0000%
2129	Chapter 19 Cares	-	*	0.0000%
2130	HAVA Elections Security	-	-	0.0000%
2132	ARPA	163,807,397	9,675,930 ***	39.8910%
2198	LEOSE Education	81,303	4,875	0.0198%
2586	RTR Frontier Parkway	52,091	2,739 ***	0.0127%
		163,940,791	9,683,544	39.9235%
<u>Debt Service Fund</u>				
3001	Debt Service Fund	5,408,187	1,005,973	1.3170%
		5,408,187	1,005,973	1.3170%
<u>Internal Service Funds</u>				
5501	Liability Insurance	11,194,790	595,571	2.7262%
5502	Workers' Compensation Ins	7,171,300	399,020	1.7464%
5504	Unemployment Insurance	1,583,638	80,415	0.3857%
5505	Insurance Claim	2,123,070	94,822	0.5170%
5601	Flexible Benefit	232,469	- **	0.0566%
5990	Animal Safety Fund	1,813,296	137,921	0.4416%
		24,118,563	1,307,749	5.8735%
<u>Other Funds</u>				
5999	CC Toll Road Authority	33,796 ****	43,317	0.0082%
6050	Judicial District	2,589,861	125,679	0.6307%
7001	State Fees Agency	809,770	- *	0.1972%
7002	Unclaimed Holdings	514,778	- *	0.1254%
		3,948,205	168,996	0.9615%
Total Operating Investments		410,636,975	26,091,655	100.0000%
Total Book Value as of 09/30/24		410,636,975	26,091,655	

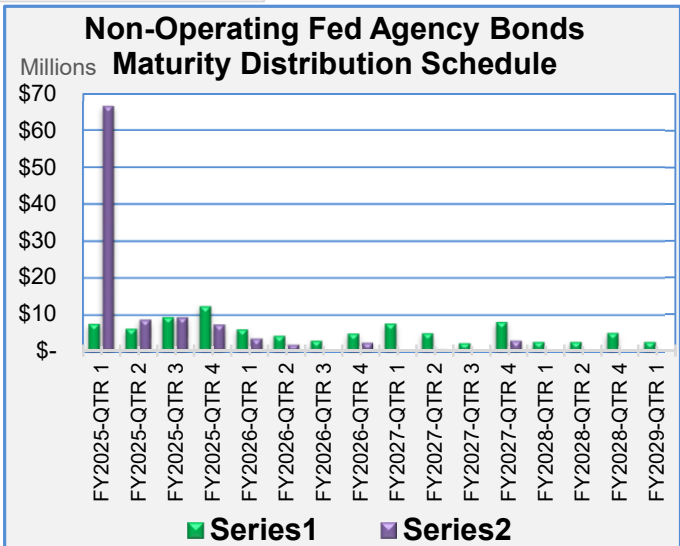
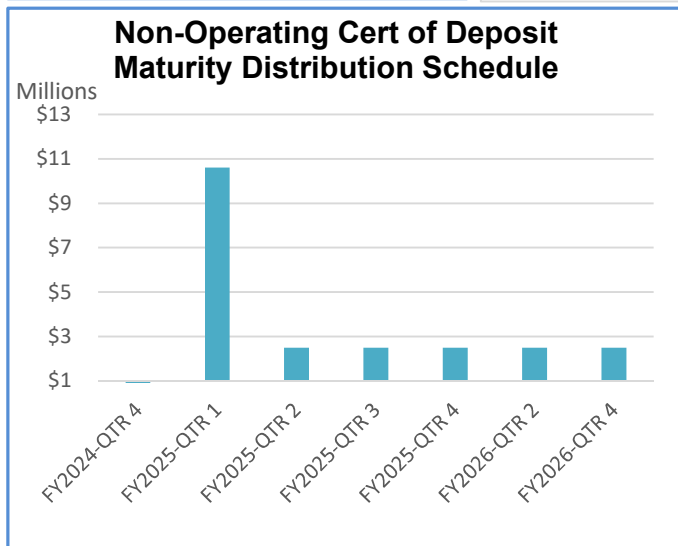
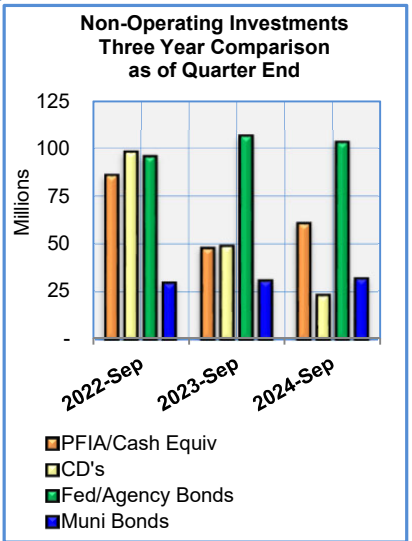
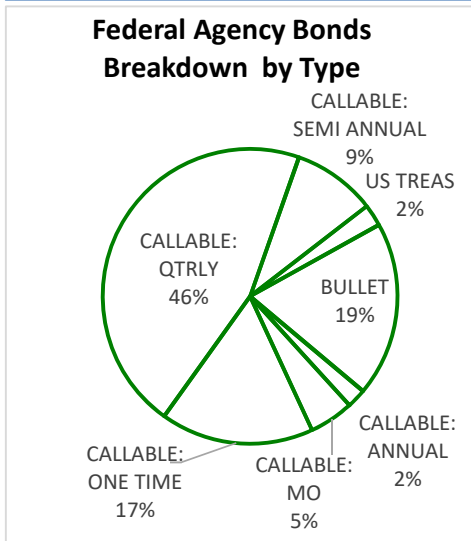
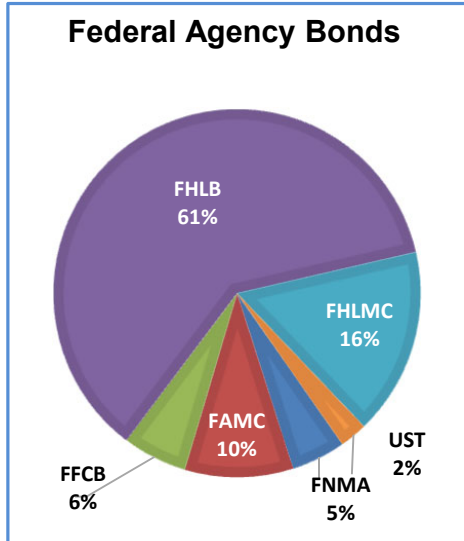
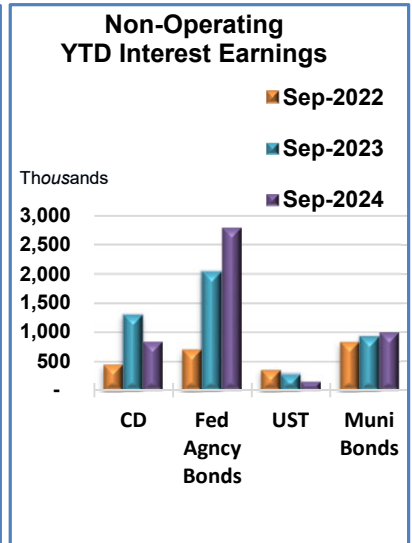
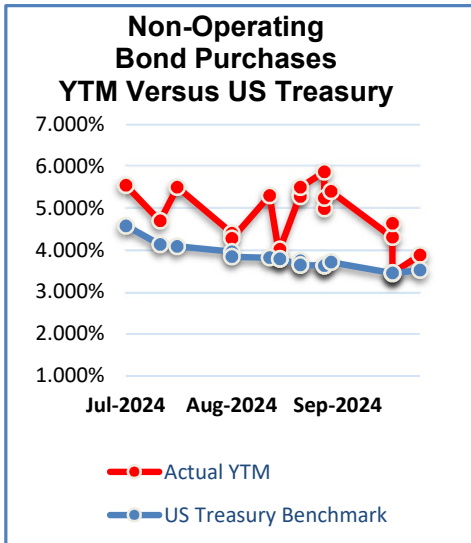
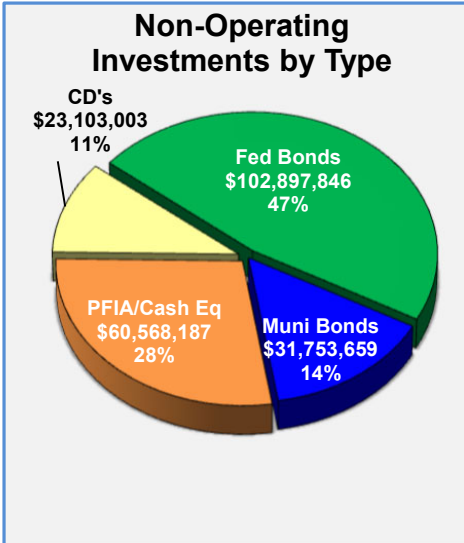
Notes


- * Interest is recorded in Fund 0001 General Fund
- ** Interest is recorded in Fund 5505 Insurance Claim
- *** Interest is re-allocated to deferred revenue



Collin County, Texas
 QUARTERLY INVESTMENT REPORT
 Quarter Ending September 30, 2024

NON-OPERATING GROUP





Collin County, Texas
QUARTERLY INVESTMENT REPORT
 Quarter Ending September 30, 2024

**NON-OPERATING
 Investment Details**

<u>NON-OPERATING GROUP</u>	Yield to Maturity (YTM)	Beginning Book Value 06/30/2024	Increases	Decreases	Interest Earned QTD	Ending Book Value 09/30/2024	Beginning Market Value 06/30/2024	Ending Market Value 09/30/2024	Accrued Interest	Maturity Date
<u>PFIA Investment Pools</u>										
Texas RANGE DL	5.2567%	804,771	-	-	10,677	815,448	804,771	815,448	-	N/A
		804,771	-	-	10,677	815,448	804,771	815,448	-	
<u>Cash Equivalent Investments</u>										
American National Bank										
Custody Cash Holdings	4.7400%	58,195,249	31,263,504	(32,433,940)	675,772	57,700,585	58,195,249	57,700,585	200,784	N/A
Seacap Cash Holdings	5.1067%	1,648,058	3,234,378	(2,856,502)	26,220	2,052,154	1,648,058	2,052,154	9,331	N/A
		59,843,307	34,497,882	(35,290,442)	701,992	59,752,739	59,843,307	59,752,739	210,115	
<u>Certificates of Deposit</u>										
American National Bank										
CD #9690975-MATURED	2.7500%	2,628,991	-	(2,641,849)	12,858	-	2,628,991	-	-	08/31/2024
CD #9691973	4.2700%	2,684,118	-	-	28,913	2,713,031	2,684,118	2,713,031	-	10/28/2024
CD #9693987	4.3500%	2,668,251	-	-	29,282	2,697,533	2,668,251	2,697,533	-	12/30/2024
CD #9773532	3.7900%	-	2,500,000	-	-	2,500,000	-	2,500,000	263	09/30/2025
CD #9773557	3.4900%	-	2,500,000	-	-	2,500,000	-	2,500,000	242	03/30/2026
CD #9773565	3.2900%	-	2,500,000	-	-	2,500,000	-	2,500,000	228	09/30/2026
		7,981,360	7,500,000	(2,641,849)	71,053	12,910,564	7,981,360	12,910,564	733	
Farmer's Bank & Trust										
CD #7000009-MATURED	2.8400%	2,631,090	-	(2,637,753)	6,663	-	2,631,090	-	-	07/31/2024
CD #7000012-MATURED	4.0800%	2,671,812	-	(2,699,502)	27,690	-	2,671,812	-	-	09/30/2024
CD #7000018	4.3300%	2,663,801	-	-	28,638	2,692,439	2,663,801	2,692,439	-	11/30/2024
CD #7000076	4.6500%	-	2,500,000	-	-	2,500,000	-	2,500,000	292	12/30/2024
CD #7000077	4.3000%	-	2,500,000	-	-	2,500,000	-	2,500,000	271	03/30/2025
CD #7000078	4.0000%	-	2,500,000	-	-	2,500,000	-	2,500,000	252	06/30/2025
		7,966,703	7,500,000	(5,337,255)	62,991	10,192,439	7,966,703	10,192,439	815	
Total Certificates of Deposit		15,948,063	15,000,000	(7,979,104)	134,044	23,103,003	15,948,063	23,103,003	1,548	



Collin County, Texas
 QUARTERLY INVESTMENT REPORT
 Quarter Ending September 30, 2024

NON-OPERATING
 Investment Details

NON-OPERATING GROUP	Security Name	Rating	Yield to Call (YTC)	Yield to Maturity (YTM)	Beginning Book Value 06/30/2024	Increases	Decreases	Interest Earned QTD	Amortization/ Accretion	Ending Book Value 09/30/2024	Beginning Market Value 06/30/2024	Unrealized Gain / (Loss) Market Adj	Ending Market Value 09/30/2024	Accrued Interest	Maturity / Call Date	Callable	
Federal/Agency Bonds																	
American National Bank																	
	CUSIP #3134GYJP8-CALLED	Fed Home Ln Mtg Corp	AA+	5.3578%	5.3430%	2,500,000	-	(2,518,913)	18,913	-	-	2,496,053	-	-	08/22/2024	Y	
	CUSIP #3134GYJC7-CALLED	Fed Home Ln Mtg Corp	AA+	5.4000%	5.4000%	2,500,000	-	(2,519,875)	19,875	-	-	2,498,206	-	-	08/26/2024	Y	
	CUSIP #3134GYXR8-CALLED	Fed Home Ln Mtg Corp	AA+	6.0144%	6.0000%	2,500,000	-	(2,523,333)	23,333	-	-	2,493,675	-	-	08/27/2024	Y	
	CUSIP #3133X8L34-MATURED	Fed Home Ln Bank	AA+	0.9413%	-	1,209,874	-	(1,212,160)	12,161	(9,875)	-	1,199,024	-	-	09/09/2024	N	
	CUSIP #3134H1SF1-CALLED	Fed Home Ln Mtg Corp	Aaa	6.1854%	5.5634%	2,499,506	-	(2,525,750)	26,208	36	-	2,497,363	-	-	09/09/2024	Y	
	CUSIP #3134H1WM1-CALLED	Fed Home Ln Mtg Corp	AA+	5.4900%	5.4991%	2,500,000	-	(2,526,736)	26,736	-	-	2,498,042	-	-	09/11/2024	Y	
	CUSIP #3130APK20-MATURED	Fed Home Ln Bank	AA+	0.9846%	0.9350%	1,299,130	-	(1,302,020)	2,019	871	-	1,284,436	-	-	09/27/2024	Y	
	CUSIP #3134H1YR8-CALLED	Fed Home Ln Mtg Corp	Aaa	5.5060%	5.5040%	2,499,506	-	(2,532,396)	32,847	43	-	2,497,833	-	-	09/27/2024	Y	
	CUSIP #3134H1YA5-CALLED	Fed Home Ln Mtg Corp	Aaa	5.3350%	5.8650%	-	2,500,850	(2,513,075)	12,240	(15)	-	-	-	-	09/28/2024	Y	
	CUSIP #3134GYC83-CALLED	Fed Home Ln Mtg Corp	Aaa	5.2291%	5.2381%	2,500,380	-	(2,532,765)	32,448	(63)	-	2,497,643	-	-	09/30/2024	Y	
	CUSIP #3134H13P6	Fed Home Ln Mtg Corp	Aaa	-	5.5500%	-	2,500,000	(34,688)	34,688	-	2,500,000	-	2,500,000	34,688	10/01/2024	Y	
	CUSIP #3134H1A45	Fed Home Ln Mtg Corp	Aaa	5.5776%	5.5125%	2,211,103	-	(30,415)	30,415	81	2,211,184	1,425	2,212,609	58,464	10/08/2024	Y	
	CUSIP #3130AYDJ2	Fed Home Ln Bank	AA+	5.1310%	5.1310%	2,498,327	-	(31,875)	31,875	184	2,498,511	2,117	2,500,628	29,042	10/09/2024	Y	
	CUSIP #3135G0W66	Fannie Mae	AA+	0.9391%	-	2,504,874	-	(10,156)	10,156	(4,220)	2,500,654	(3,894)	2,496,760	18,733	10/15/2024	N	
	CUSIP #3134H14Z3	Fed Home Ln Mtg Corp	Aaa	5.5000%	6.2332%	-	2,500,000	(28,646)	28,646	-	2,500,000	(852)	2,499,148	28,646	10/16/2024	Y	
	CUSIP #3130B2JN6	Fed Home Ln Bank	Aaa	5.5128%	5.4018%	-	2,500,000	(11,625)	11,625	-	2,500,000	1,467	2,501,467	11,625	10/16/2024	Y	
	CUSIP #3130ANFM7	Fed Home Ln Bank	AA+	0.6298%	1.1300%	2,500,000	-	(5,417)	5,417	-	2,500,000	2,345,224	(87,771)	2,412,229	2,917	10/19/2024	Y
	CUSIP #3130AYCR5	Fed Home Ln Bank	Aaa	5.5442%	5.5040%	2,499,605	-	(34,375)	34,375	39	2,499,644	532	2,500,176	26,354	10/22/2024	Y	
	CUSIP #3130AUK60	Fed Home Ln Bank	AA+	5.1207%	5.1100%	5,000,000	-	(63,875)	63,875	184	5,000,000	(3,795)	4,996,205	45,422	10/24/2024	Y	
	CUSIP #3130ASTV1	Fed Home Ln Bank	AA+	3.7657%	3.6752%	2,496,852	-	(22,188)	22,188	738	2,497,590	(14,615)	2,482,975	16,271	10/25/2024	Y	
	CUSIP #3130AWN55	Fed Home Ln Bank	AA+	5.6615%	5.6339%	2,499,307	-	(35,156)	35,156	49	2,499,356	(1,032)	2,498,324	25,391	10/26/2024	Y	
	CUSIP #3130AKU61	Fed Home Ln Bank	AA+	0.3998%	0.6090%	2,500,000	-	(4,688)	4,688	-	2,500,000	(94,217)	2,405,783	3,333	10/27/2024	Y	
	CUSIP #3130ARM84	Fed Home Ln Bank	AA+	3.5210%	3.6940%	2,180,853	-	(21,900)	21,900	2,772	2,183,625	6,710	2,190,335	37,230	10/28/2024	Y	
	CUSIP #3134GXK29	Fed Home Ln Mtg Corp	Aaa	3.7413%	3.7440%	310,020	-	(2,906)	2,906	(5)	310,015	(1,105)	308,910	4,941	10/28/2024	Y	
	CUSIP #3130AMF28	Fed Home Ln Bank	Aaa	12.1340%	4.4210%	472,204	-	(1,406)	1,406	3,802	470,606	2,850	467,573	2,375	10/28/2024	Y	
	CUSIP #3130AXNN4	Fed Home Ln Bank	Aaa	5.1180%	5.4980%	2,506,713	-	(35,156)	35,156	(715)	2,505,998	(5,470)	2,500,528	56,641	11/06/2024	Y	
	CUSIP #3130B2DQ5	Fed Home Ln Bank	Aaa	5.3880%	5.2586%	-	2,499,250	(14,583)	14,583	21	2,499,271	756	2,500,027	16,406	11/08/2024	Y	
	CUSIP #31424WMJ8	Farmer Mac	Aaa	5.5640%	5.3240%	-	2,498,375	(18,035)	18,035	74	2,498,449	659	2,499,108	18,035	11/12/2024	Y	
	CUSIP #3130ANGJ3	Fed Home Ln Bank	AA+	0.5987%	1.1150%	2,500,000	-	(11,000)	11,000	-	2,500,000	(38,952)	2,461,048	7,000	11/19/2024	Y	
	CUSIP #3134HAFW8	Fed Home Ln Mtg Corp	Aaa	-	5.5000%	-	2,500,000	(15,278)	15,278	-	2,500,000	1,504	2,501,504	15,660	11/20/2024	Y	
	CUSIP #3130ASW96	Fed Home Ln Bank	AA+	4.0186%	4.0113%	2,499,829	-	(25,000)	25,000	65	2,499,894	(4,893)	2,495,001	10,000	11/25/2024	Y	
	CUSIP #3130B05M7	Fed Home Ln Bank	AA+	5.3150%	5.3165%	2,499,098	-	(33,125)	33,125	90	2,499,188	479	2,499,667	12,882	11/26/2024	Y	
	CUSIP #3136G4S87	Fannie Mae	AA+	0.6500%	0.6500%	2,500,000	-	(4,063)	4,063	-	2,500,000	(74,607)	2,425,393	1,535	11/27/2024	Y	
	CUSIP #3130AMTB8	Fed Home Ln Bank	AA+	0.7382%	1.0190%	2,500,000	-	(6,250)	6,250	-	2,500,000	(95,801)	2,404,199	7,708	12/10/2024	Y	
	CUSIP #3130A3GE8	Fed Home Ln Bank	AA+	1.0139%	-	2,519,187	-	(17,188)	17,188	(10,660)	2,508,527	2,470,309	2,490,530	20,625	12/13/2024	N	
	CUSIP #3130ALGC2	Fed Home Ln Bank	Aaa	10.5066%	4.3111%	278,775	-	(645)	645	2,348	281,123	1,022	282,145	57	12/23/2024	Y	
	CUSIP #3130ARDK4	Fed Home Ln Bank	AA+	2.5500%	2.5500%	2,500,000	-	(15,938)	15,938	-	2,500,000	(72,867)	2,427,133	354	12/29/2024	Y	
	CUSIP #3130AMUX8	Fed Home Ln Bank	Aaa	10.6115%	4.3868%	1,485,621	-	(3,445)	3,445	12,789	1,498,414	7,664	1,506,074	38	12/30/2024	Y	
	CUSIP #31422BRT9	Farmer Mac	NR	-	1.5342%	2,502,615	-	(10,938)	10,938	(1,294)	2,501,321	(19,795)	2,481,526	10,694	01/03/2025	N	
	CUSIP #3133ERNQ2	Fed Farm Cr Bank	Aaa	5.2379%	5.3255%	-	2,501,500	(14,833)	14,833	(40)	2,501,460	3,124	2,504,584	20,396	02/06/2025	Y	
	CUSIP #3130ADRH7	Fed Home Ln Bank	AA+	3.2110%	-	1,122,467	-	(8,086)	8,086	902	1,123,369	(6,689)	1,116,680	1,527	03/14/2025	N	
	CUSIP #3134GXSS8	Fed Home Ln Mtg Corp	Aaa	3.6510%	3.5150%	2,555,641	-	(20,816)	20,816	1,607	2,557,248	(16,500)	2,541,198	21,741	03/27/2025	Y	
	CUSIP #3134H1D59	Fed Home Ln Mtg Corp	Aaa	4.6290%	5.2420%	-	2,510,750	(12,260)	12,260	(213)	2,510,537	1,445	2,511,982	63,160	04/11/2025	Y	
	CUSIP #3130ASYO6 #1	Fed Home Ln Bank	AA+	3.5014%	3.5014%	2,500,000	-	(21,875)	21,875	-	2,500,000	(7,584)	2,492,436	31,111	05/23/2025	Y	
	CUSIP #3130ASYO6 #2	Fed Home Ln Bank	AA+	3.5014%	3.5014%	1,750,000	-	(15,313)	15,313	-	1,750,000	(5,295)	1,744,705	21,778	05/23/2025	Y	
	CUSIP #3130B2NK7	Fed Home Ln Bank	Aaa	4.2920%	4.3130%	-	2,500,750	(4,200)	4,200	(7)	2,500,743	(118)	2,500,625	6,000	06/11/2025	Y	
	CUSIP #3130AYLN4	Fed Home Ln Bank	Aaa	4.2270%	4.6430%	-	2,510,200	(4,618)	4,618	(92)	2,510,108	3,951	2,514,059	26,719	07/10/2025	Y	
	CUSIP #31422BU73	Farmer Mac	NR	-	0.4300%	5,000,000	-	(5,375)	5,375	-	5,000,000	(168,317)	4,831,683	956	09/15/2025	N	
	CUSIP #3130BORX9	Fed Home Ln Bank	Aaa	4.8665%	4.9457%	2,503,859	-	(31,250)	31,250	(297)	2,503,562	2,503,031	2,530,064	61,111	10/01/2025	Y	
	CUSIP #3133ENXQ8	Fed Farm Cr Bank	AA+	-	4.4340%	978,842	-	(7,000)	7,000	3,778	982,620	7,387	990,007	9,800	11/25/2025	N	
	CUSIP #3134H13H4	Fed Home Ln Mtg Corp	Aaa	4.9300%	4.9890%	-	1,861,744	(6,530)	6,530	(14)	1,861,730	2,994	1,864,724	24,555	03/26/2026	Y	
	CUSIP #3133ELY32	Fed Farm Cr Bank	Aaa	4.1334%	-	2,328,997	-	(3,438)	3,438	20,769	2,349,766	13,758	2,363,524	2,635	07/22/2026	N	
	CUSIP #3130AYXU5	Fed Home Ln Bank	AA+	4.4501%	4.4500%	500,000	-	(5,562)	5,562	-	500,000	493,114	5,008	505,068	3,028	02/12/2027	Y
	CUSIP #3130ATHW0	Fed Home Ln Bank	Aaa	-	3.4540%	-	2,954,636	(4,652)	4,652	(713)	2,953,923	(12,154)	2,941,769	6,978	09/10/2027	N	
					91,213,185	32,338,055	(23,424,791)	924,548	22,835	101,073,832	89,656,521	(662,436)	100,411,396	857,375			



Collin County, Texas
 QUARTERLY INVESTMENT REPORT
 Quarter Ending September 30, 2024

NON-OPERATING
 Investment Details

NON-OPERATING GROUP	Security Name	Rating	Yield to Call (YTC)	Yield to Maturity (YTM)	Beginning Book Value 06/30/2024	Increases	Decreases	Interest Earned QTD	Amortization/ Accretion	Ending Book Value 09/30/2024	Beginning Market Value 06/30/2024	Unrealized Gain / (Loss) Market Adj	Ending Market Value 09/30/2024	Accrued Interest	Maturity / Call Date	Callable
Unites States Treasuries																
American National Bank																
CUSIP #91282CCL3 #1-MATURED	US Treasury	NR		2.7882%	2,497,772	-	(2,500,361)	361	2,228	-	2,495,227	-	-	-	07/15/2024	N
CUSIP #91282YE4-MATURED	US Treasury	NR		2.8373%	2,493,643	-	(2,505,180)	5,180	6,357	-	2,482,520	-	-	-	08/31/2024	N
CUSIP #91282YV6	US Treasury	NR		0.9759%	2,505,361	-	(9,426)	9,426	(3,244)	2,502,117	2,460,791	(15,667)	2,486,450	12,602	11/30/2024	N
					7,496,776	-	(5,014,967)	14,967	5,341	2,502,117	7,438,538	(15,667)	2,486,450	12,602		
Total Federal/Agency Bonds					98,709,961	32,338,055	(28,439,758)	939,515	28,176	103,576,949	97,095,059	(678,103)	102,897,846	869,977		
Municipal Bonds																
American National Bank																
CUSIP #586143WG5-MATURED	TN-Memphis	AA		2.2500%	350,000	-	(350,000)	-	-	-	350,000	-	-	-	07/01/2024	N
CUSIP #798781XW5-MATURED	TX-San Marcos Cons ISD	AAA		1.8000%	500,873	-	(501,667)	1,667	(873)	-	499,515	-	-	-	08/01/2024	N
CUSIP #537071VW9-MATURED	TX-Little Cypress Mauriceville	AAA		0.5000%	245,911	-	(246,021)	1,021	(911)	-	244,961	-	-	-	08/01/2024	N
CUSIP #7170874B3-MATURED	TX-Pflugerville ISD	Aa1		3.2400%	350,213	-	(351,167)	1,167	(213)	-	349,601	-	-	-	08/01/2024	N
CUSIP #447819EA7-MATURED	TX-Hurst Euleess Bedford ISD	AAA		2.0280%	250,314	-	(250,918)	918	(314)	-	249,305	-	-	-	08/15/2024	N
CUSIP #84055QG80-MATURED	TX-South Texas Comm College	AA		3.5101%	946,841	-	(950,775)	5,775	(1,641)	-	944,679	-	-	-	08/15/2024	N
CUSIP #161069ZQ1-MATURED	VA-Charlottesville	AAA		0.4000%	225,275	-	(225,463)	463	(275)	-	222,980	-	-	-	09/15/2024	N
CUSIP #4140185L1	TX-Harris County	Aaa		0.5000%	453,014	-	(3,812)	3,812	(3,014)	450,000	447,750	-	450,000	7,225	10/01/2024	N
CUSIP#882830AT9	TX-Dept of Trans Comm	AAA	4.7900%	4.7904%	495,028	-	(771)	771	4,972	500,000	493,990	-	500,000	1,543	10/01/2024	Y
CUSIP #160075WG8	NC-Charleston County School Dist.	AA	4.7210%	4.7212%	1,002,200	-	(12,000)	12,000	(179)	1,002,021	993,310	16,419	1,018,440	8,000	11/01/2024	Y
CUSIP #4511527F3	ID-Idaho Bond Bank Authority	Aa1	4.4770%	5.1615%	253,840	-	(3,125)	3,125	(299)	253,541	252,027	5,246	258,787	556	11/01/2024	Y
CUSIP #218054AK0	FL-Coral Springs Spl Oblig	AAA	1.5200%	1.5200%	253,281	-	(1,344)	1,344	(379)	252,902	238,733	(10,984)	241,918	448	12/01/2024	Y
CUSIP #094808CE0	MN-Bloomington Port Auth	AAA		0.6000%	334,087	-	(2,269)	2,269	(1,752)	332,335	325,453	(3,774)	328,561	1,513	02/01/2025	N
CUSIP#6041954Q7	MN-Minnetonka ISD	AAA		4.9002%	295,213	-	(1,500)	1,500	2,052	297,265	294,375	563	297,828	1,000	02/01/2025	N
CUSIP #44236PLP1	TX-Houston Cmnty College	AAA		4.6000%	751,755	-	(9,375)	9,375	(705)	751,050	749,040	1,125	752,175	4,792	02/15/2025	N
CUSIP #486063G61	TX-Katy ISD	Aa1		3.0000%	246,860	-	(1,875)	1,875	1,261	248,121	246,545	774	248,895	958	02/15/2025	N
CUSIP #751100MG0	NC-Raleigh Comb Revenue	AAA		1.3850%	653,171	-	(3,486)	3,486	(1,189)	651,982	637,013	(7,234)	644,748	1,162	03/01/2025	N
CUSIP #717096AW1	TX-Pflugerville ISD	AAA		0.8560%	153,799	-	(1,875)	1,875	(1,526)	152,273	149,691	(1,854)	150,419	958	05/15/2025	N
CUSIP #88213AHM0	TX-A & M Univ Revs	Aaa		0.7270%	1,019,773	-	(7,578)	7,578	(5,667)	1,014,106	980,850	(20,706)	993,400	11,450	05/15/2025	N
CUSIP #88213ARN7	TX-A&M Univ Revs	AAA		3.1150%	63,807	-	(145)	145	342	64,149	62,587	(422)	63,727	219	05/15/2025	N
CUSIP #586145WH3	TN-Memphis	Aa2		1.1500%	779,966	-	(9,855)	9,855	(7,492)	772,474	748,418	(20,809)	751,665	9,855	07/01/2025	N
CUSIP #798781XX3	TX-San Marcos Cons ISD	Aa2		0.7858%	511,580	-	(3,704)	3,704	(2,672)	508,908	488,245	(13,783)	508,908	2,469	08/01/2025	N
CUSIP #537071VX7	TX-Little Cypress Mauriceville	AAA		0.8000%	271,619	-	(3,250)	3,250	(2,681)	268,938	259,202	(7,186)	261,752	2,167	08/01/2025	N
CUSIP #73723RUG	VA-Portsmouth	AA		4.9500%	490,224	-	(3,750)	3,750	2,256	492,480	488,490	3,245	495,725	2,500	08/01/2025	N
CUSIP #84055QG8	TX-South Texas Comm College	AA		5.1780%	913,253	-	(11,438)	11,438	389	913,642	912,118	7,434	921,076	5,846	08/15/2025	N
CUSIP #815853YK6	TX-Seguin ISD	Aaa		0.6300%	357,832	-	(3,450)	3,450	(2,859)	354,973	339,939	(11,149)	343,824	1,763	08/15/2025	N
CUSIP #815853YL4	TX-Seguin ISD	Aaa		0.6300%	679,361	-	(6,550)	6,550	(5,427)	673,934	646,177	(20,513)	653,421	3,348	08/15/2025	N
CUSIP #161069ZR9	VA-Charlottesville	AAA		0.5500%	226,202	-	(563)	563	(249)	225,953	214,130	(7,500)	218,453	100	09/15/2025	N
CUSIP #357415SL3	NE-Fremont Combined Util	Aa1		1.0000%	491,495	-	(2,425)	2,425	(1,183)	490,312	465,212	(16,831)	473,481	3,664	11/15/2025	N
CUSIP #269479JU6	CO-Eagle Cnty School Dist	AA		5.0040%	425,413	-	(892)	892	4,339	429,752	423,814	3,931	433,683	1,190	12/01/2025	N
CUSIP #364496PQ6	TX-Galveston ISD	Aa2		0.9707%	531,118	-	(6,250)	6,250	(4,913)	526,205	499,580	(20,140)	506,065	4,167	02/01/2026	N
CUSIP #564386SV3	TX-Mansfield ISD	Aaa		2.2241%	5,218	-	(63)	63	(34)	5,184	4,991	(121)	5,063	32	02/15/2026	N
CUSIP #876162HX9	TX-Tarkington ISD	AAA		0.6900%	360,000	-	(621)	621	-	360,000	335,484	(15,934)	344,066	317	02/15/2026	N
CUSIP #0418265P9	TX-Arlington ISD	AAA		1.0000%	132,899	-	(1,563)	1,563	(1,217)	131,682	126,860	(5,033)	126,499	799	02/15/2026	N
CUSIP #006644S66	TX-Addison Taxable	AAA		0.8200%	351,000	-	(875)	875	(154)	350,846	328,493	(13,666)	337,180	447	02/15/2026	N
CUSIP #492062HM9	TX-Kerens ISD	AAA		1.0900%	270,747	-	(3,188)	3,188	(2,427)	268,320	258,231	(10,089)	258,231	1,629	02/15/2026	N
CUSIP #116405VF5	TX-Brownsville	AA		5.0600%	567,091	-	(2,114)	2,114	5,072	572,163	566,034	6,783	578,946	1,080	02/15/2026	N
CUSIP #564386TB6	TX-Mansfield ISD	Aaa		2.2241%	88,707	-	(1,063)	1,063	(571)	88,136	86,132	(2,002)	86,132	543	02/15/2026	N
CUSIP #770078C50	VA-Roanoke	AA+		0.9000%	1,020,331	-	(7,388)	7,388	(5,047)	1,015,284	952,800	(44,448)	970,836	14,775	04/01/2026	N
CUSIP #88213ARP2	TX-A&M Univ Revs	AAA	4.9503%	4.9503%	373,433	-	(1,041)	1,041	3,547	376,980	371,812	5,044	382,024	1,573	05/15/2026	Y
CUSIP #127145LG3	UT-Cache Cnty Sch Dist	Aaa		0.8500%	1,039,254	-	(7,500)	7,500	(5,018)	1,034,236	965,180	(48,436)	985,800	8,833	06/15/2026	N
CUSIP #0882812M1	TX-Bexar Cnty Taxable	AAA		1.3250%	500,000	-	(1,656)	1,656	-	500,000	466,990	(20,830)	479,170	1,951	06/15/2026	N
CUSIP#882117W42	TX-A&M Univ Revs	AAA	4.6490%	4.6490%	677,660	-	(5,089)	5,089	2,792	680,452	672,532	8,005	688,457	5,089	07/01/2026	Y
CUSIP #534239FX1	NE-Lincoln Taxable Ltd	AAA		1.4600%	180,295	-	(1,313)	1,313	(649)	179,646	168,725	(7,155)	172,491	1,108	07/15/2026	N
CUSIP #537071VY5	TX-Little Cypress Mauriceville	AAA		1.0000%	302,704	-	(3,500)	3,500	(2,724)	299,980	280,112	(14,548)	285,432	2,333	08/01/2026	N
CUSIP #052403JE3	TX-Austin Cmnty College	AA+		1.0120%	864,667	-	(10,000)	10,000	(7,760)	856,907	797,976	(40,675)	816,232	6,667	08/01/2026	N
CUSIP #590760ST2	TX-Mesquite ISD	AAA		0.9370%	175,000	-	(410)	410	-	175,000	161,282	(9,207)	165,793	210	08/15/2026	N
CUSIP #967120J56	TX-Wichita Falls	AA		1.1090%	85,000	-	(236)	236	-	85,000	78,376	(4,349)	80,651	79	09/01/2026	N
CUSIP #052397XL5	TX-Austin Taxable Pub	AAA		0.9000%	887,747	-	(6,375)	6,375	(4,355)	883,392	819,502	(44,484)	838,980	2,125	09/01/2026	N
CUSIP #876448DY4	TX-Tarrant Regl Wtr Dist	AAA		1.4100%	433,931	-	(825)	825	700	434,631	402,798	(19,297)	415,334	275	09/01/2026	N
CUSIP #23542JQ01	TX-Dallas Wtrwks & Swr Sys	AAA		1.0000%	251,898	-	(842)	842	(211)	251,687	231,168	(13,562)	238,125	1,684	10/01/2026	N
CUSIP #7342606X5	TX-Port Houston Auth	AA+	5.1500%	5.1500%	235,399	-	(1,406)	1,406	1,622	237,021	235,125	5,672	242,693	2,813	10/01/2026	Y
CUSIP #759136VD3	CO-Regl Transprtn Dis	AA+		3.1001%	261,330	-	(619)	619	1,400	263,330	251,226	(4,558)	258,772	1,031	11/01/2026	N
CUSIP #914713N73	NC-Univ at Chapel Hill	AAA		3.4302%	235,198	-	(1,517)	1,517	497	233,695	227,290	(2,456)	233,239	2,023	12/01/2026	N
CUSIP #481305KF6	TX-Judson ISD	AAA		1.0980%	180,666	-	(549)	549	1,871	182,536	182,040	5,424	187,960	366	02/01/2027	N
CUSIP #44236PLR7	TX-Houston Cmnty College	AA+		3.1301%	250,834	-	(3,000)	3,000	(1,033)	249,801	241,342	(3,700)	246,101	1,533	02/15/2027	N
CUSIP #487694UB5	TX-Keller ISD	AAA		3.8937%	215,517	-	(2,625)	2,625	(526)	214,991	211,585	1,212	216,203	1,342	02/15/2027	N



Collin County, Texas
 QUARTERLY INVESTMENT REPORT
 Quarter Ending September 30, 2024

**NON-OPERATING
 Investment Details**

NON-OPERATING GROUP	Security Name	Rating	Yield to Call (YTC)	Yield to Maturity (YTM)	Beginning Book Value 06/30/2024	Increases	Decreases	Interest Earned QTD	Amortization/ Accretion	Ending Book Value 09/30/2024	Beginning Market Value 06/30/2024	Unrealized Gain / (Loss) Market Adj	Ending Market Value 09/30/2024	Accrued Interest	Maturity / Call Date	Callable
CUSIP #349461BW2	TX-Forth Worth ISD	AAA		3.5262%	248,482	-	(3,000)	3,000	(809)	247,673	241,930	(694)	246,979	1,533	02/15/2027	N
CUSIP #232769JX8	TX-Cypress Fairbanks ISD	AAA		3.3060%	301,855	-	(3,625)	3,625	(1,130)	300,725	291,267	(2,692)	298,033	1,853	02/15/2027	N
CUSIP #9698878H4	TX-Williamson Cnty	AAA		4.6730%	515,109	-	(1,302)	1,302	4,757	519,866	511,760	8,742	528,608	666	02/15/2027	N
CUSIP#232769JX8 #2	TX-Cypress Fairbanks ISD	AAA		4.4028%	228,199	-	(2,813)	2,813	(305)	227,894	225,983	3,339	231,233	1,438	02/15/2027	N
CUSIP #487694UB5 #2	TX-Keller ISD	AAA		4.6203%	116,042	-	(1,438)	1,438	(99)	115,943	115,868	2,454	118,397	735	02/15/2027	N
CUSIP #876443RG9	TX-Tarrant Regl Wtr Dist	AAA		3.2502%	401,270	-	(1,971)	1,971	1,287	402,557	385,095	(5,273)	397,284	657	03/01/2027	N
CUSIP #88213AKG9	TX-Texas A&M University	Aaa		4.2800%	-	759,000	(4,115)	4,115	1,427	760,427	406,928	14,917	775,344	9,327	05/15/2027	Y
CUSIP #971697JL2	NC-City of Wilmington	AA+		4.5206%	252,571	-	(1,018)	1,018	1,922	254,493	249,309	3,086	257,579	1,357	06/01/2027	N
CUSIP #795574ZY1	UT-Salt Lake City	Aaa		4.8892%	873,768	-	(10,813)	10,813	(742)	873,026	874,082	21,401	894,427	12,735	06/15/2027	N
CUSIP #127145LH1	UT-Cache Cnty Sch Dist	Aaa		3.0000%	563,313	-	(4,463)	4,463	2,680	565,993	567,350	17,512	563,505	5,256	06/15/2027	N
CUSIP #112097G87	OK-City of Broken Arrow	Aa3		4.4030%	-	302,614	(1,307)	1,307	966	303,580	406,928	4,481	308,061	1,307	08/01/2027	N
CUSIP #67919PPV9	OK-Oklahoma Water Resource	AAA		4.2670%	233,319	-	(1,444)	1,444	1,112	234,431	229,602	3,151	237,582	2,889	04/01/2028	N
CUSIP #01170RQS4	AK-Alaska Housing Finance Co.	AA+		4.8510%	251,529	-	(3,032)	3,032	(98)	251,431	250,440	5,141	256,572	8,085	06/01/2028	N
CUSIP #928173DM2	VA-Virginia Public Bldg. Authority	Aa1		4.7790%	1,000,711	-	(12,000)	12,000	(44)	1,000,667	998,110	32,213	1,032,880	14,533	08/01/2028	N
CUSIP #010268CQ1	AL-Alabama Hwy Financial Auth.	Aa2		4.4670%	667,689	-	(3,238)	3,238	4,939	672,628	666,757	17,942	690,570	1,079	09/01/2028	Y
CUSIP #347622CY6	FL-City of FL Lauderdale	Aa1		4.4810%	657,923	-	(3,000)	3,000	5,115	663,038	656,482	19,829	682,867	3,000	01/01/2029	N
CUSIP #44236PLT3	TX-Houston Cmnty College	Aaa		4.4730%	404,371	-	(5,000)	5,000	(236)	404,135	406,928	13,793	417,928	2,556	02/15/2029	N
CUSIP #666495JA5	TX-Town of Northlake	AA		4.7000%	-	368,585	(4,667)	4,667	(899)	367,686	406,928	13,236	380,922	4,667	02/15/2029	N
CUSIP #1806054JW3	OK-Cleveland County ISD	Aa2		4.4270%	843,685	-	(9,031)	9,031	338	844,023	841,177	24,524	868,547	21,073	03/01/2029	N
CUSIP #415037BX7	MS-County of Harrison	AA		3.8800%	-	356,062	(251)	251	(23)	356,039	406,928	(2,956)	353,083	251	03/01/2029	N
CUSIP #088281P53	TX-County of Bexar	Aaa		4.0220%	-	521,255	(3,194)	3,194	(562)	520,693	406,928	6,147	526,840	7,361	06/15/2029	N
CUSIP #34157VAE1	FL-University of Florida	Aa2		4.1060%	-	519,550	(3,194)	3,194	(512)	519,038	406,928	3,722	522,760	6,250	07/01/2029	N
					32,030,079	2,827,066	(3,126,387)	261,387	(25,943)	31,966,202	33,585,656	(212,543)	31,753,659	246,158		
	TOTAL NON-OPERATING INVESTMENTS				207,336,181	84,663,003	(74,835,691)	2,047,615	2,233	219,213,341	207,276,856	(890,646)	218,322,695	1,327,798		



Collin County, Texas
QUARTERLY INVESTMENT REPORT
 Quarter Ending September 30, 2024

NON-OPERATING
Schedule of Investments by Fund

Fund Number (MUNIS)	Fund Name	Book Value 09/30/2024	Interest Earned YTD	% of Total Invested
<u>General Funds</u>				
0001	General	144,930,006	5,180,036	66.3834%
0499	Permanent Improvements	9,542,483	350,090	4.3708%
		154,472,489	5,530,126	70.7542%
<u>Special Revenue Funds</u>				
1010	Road and Bridge	50,974,204	1,870,115	23.3481%
		50,974,204	1,870,115	23.3481%
<u>Grant Funds</u>				
2132	ARPA	11,089,544	406,847 ***	5.0794%
		11,089,544	406,847	5.0794%
<u>Debt Service Funds</u>				
3001	Debt Service Fund	1,786,330	65,536	0.8182%
		1,786,330	65,536	0.8182%
	SubTotal Non-Operating Investments	218,322,567	7,872,624	100.0000%
<u>Market Adjustment *</u>				
	Federal Agency Bonds	(678,103)		
	Municipal Bonds	(212,543)		
		(890,646)		
<i>Market Adjustments are calculated using Market Values as shown on ANB Statements</i>				
Total Book Value as of 09/30/2024		219,213,213		
<u>Fiduciary-Agency-Custodial Funds</u>				
7031	County Clerk - Trust	3,792,441		
7036	District Clerk - Trust	2,504,400		
7080	Tax Assessor/Collector	4,566,827		
		10,863,668		
	Total Consolidated Book Value (Excluding Market Adjustment)	230,076,881		

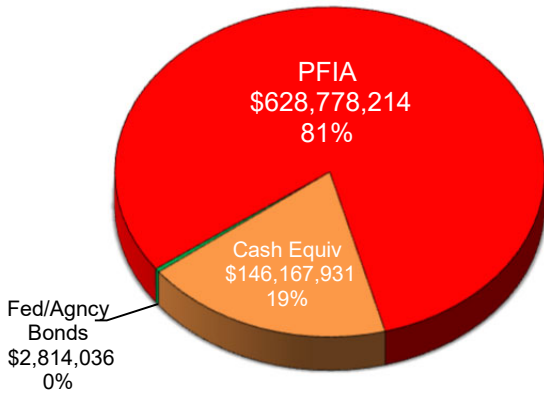
Notes

*** Interest is re-allocated to deferred revenue

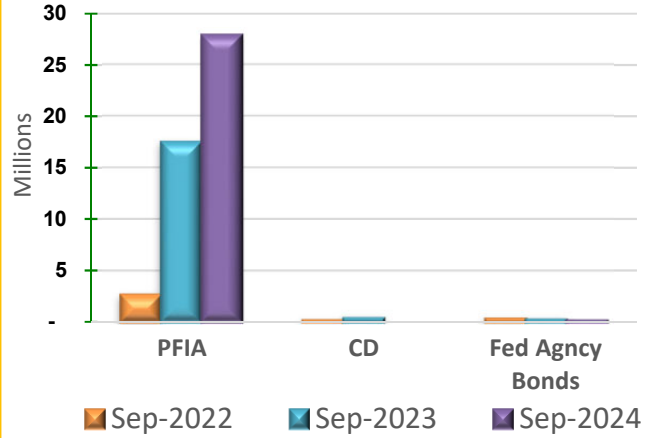


CAPITAL PROJECTS GROUP

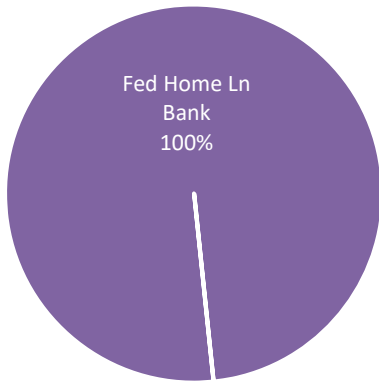
Capital Projects Investments by SecurityType



Capital Projects YTD Interest Earnings



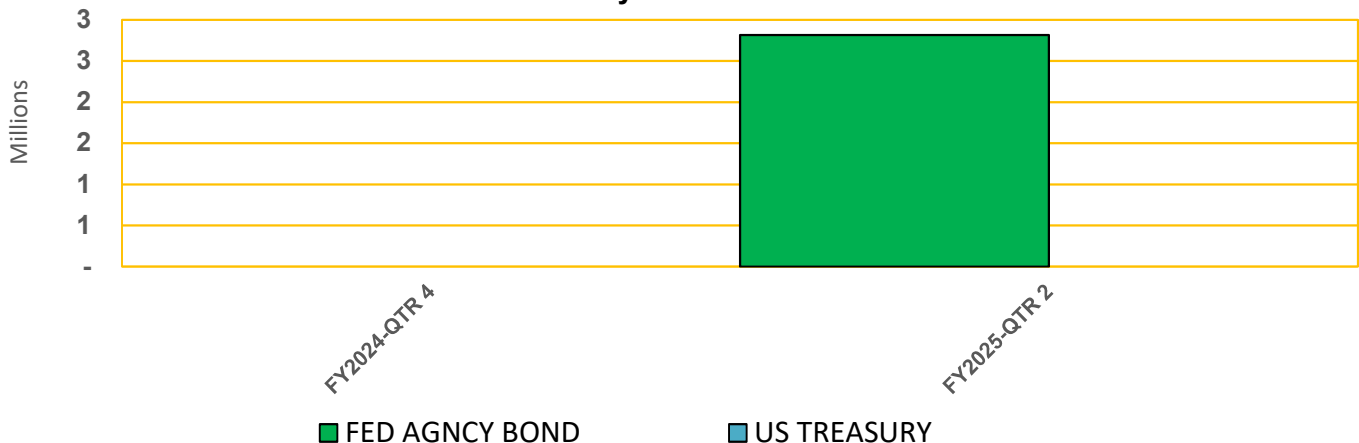
Federal Agency Bonds Breakdown by Issuer



Federal Agency Bonds Breakdown by Type



Capital Projects Certificates of Deposit, Federal Agencies & US Treasuries Maturity Distribution Schedule





Collin County, Texas
 QUARTERLY INVESTMENT REPORT
 Quarter Ending September 30, 2024

CAPITAL PROJECTS
Investment Details

CAPITAL PROJECTS GROUP		Security Name	Rating	Yield to Call	Yield to Maturity	Beginning Book Value	Increases	Decreases	Interest Earned	Amortization/ Accretion	Ending Book Value	Beginning Market Value	Unrealized Gain / (Loss)	Ending Market Value	Accrued Interest	Maturity / Call Date	Callable
				(YTC)	(YTM)	06/30/2024			QTD		09/30/2024	06/30/2024	Market Adj	09/30/2024			
PFIA Investment Pools																	
						3,827,846	6,209,000	-	124,563	-	10,161,409	3,827,846	-	10,161,409	-	N/A	N/A
						4,908,628	906,000	-	67,588	-	5,882,216	4,908,628	-	5,882,216	-	N/A	N/A
						122,463,164	214,235,500	(40,936,500)	3,612,196	-	299,374,360	122,463,164	-	299,374,360	-	N/A	N/A
						232,890,862	-	(2,607,000)	3,114,709	-	233,398,571	232,890,862	-	233,398,571	-	N/A	N/A
						41,078,458	-	-	544,984	-	41,623,442	41,078,458	-	41,623,442	-	N/A	N/A
						37,835,983	-	-	502,233	-	38,338,216	37,835,983	-	38,338,216	-	N/A	N/A
						443,004,941	221,350,500	(43,543,500)	7,966,273	-	628,778,214	443,004,941	-	628,778,214	-		
Cash Equivalent Investments																	
						42,925,319	40,136,609	-	621,168	-	83,683,096	42,925,319	-	83,683,096	323,928	N/A	N/A
						61,642,058.00	-	-	842,777	-	62,484,835	61,642,058.00	-	62,484,835	-	N/A	N/A
						104,567,377	40,136,609	-	1,463,945	-	146,167,931	104,567,377	-	146,167,931	323,928		
Federal/Agency Bonds																	
						5,000,383	-	(5,001,375)	1,375	(383)	-	4,984,683	-	-	-	07/23/2024	N
						5,007,498	-	(5,009,166)	9,167	(7,499)	-	4,975,403	-	-	-	08/15/2024	N
						5,000,000	-	(5,002,518)	2,518	-	-	4,964,741	-	-	-	08/20/2024	N
						5,000,000	-	(5,003,132)	3,132	-	-	4,959,572	-	-	-	08/26/2024	Y
						10,000,000	-	(10,006,569)	6,569	-	-	9,919,442	-	-	-	08/26/2024	Y
						2,850,000	-	(6,581)	6,581	-	2,850,000	2,775,511	(35,964)	2,814,036	2,771	02/26/2025	Y
						32,857,881	-	(30,029,341)	29,342	(7,882)	2,850,000	32,579,352	(35,964)	2,814,036	2,771		
Unites States Treasuries																	
						5,000,121	-	(5,000,720)	721	(122)	-	4,990,454	-	-	-	07/15/2024	N
						5,007,671	-	(5,010,361)	10,360	(7,670)	-	4,965,039	-	-	-	08/31/2024	N
						10,007,792	-	(10,011,081)	11,081	(7,792)	-	9,955,493	-	-	-		
						42,865,673	-	(40,040,422)	40,423	(15,674)	2,850,000	42,534,845	(35,964)	2,814,036	2,771		
						590,437,991	261,487,109	(83,583,922)	9,470,641	(15,674)	777,796,145	590,107,163	(35,964)	777,760,181	326,699		
TOTAL CAPITAL PROJECTS INVESTMENTS																	



Collin County, Texas
QUARTERLY INVESTMENT REPORT
 Quarter Ending September 30, 2024

CAPITAL PROJECTS

Fund Number	Fund Name	Book Value 09/30/2024	Interest Earned YTD	% of Total Invested
Capital Project Funds				
Permanent Improvement Bonds				
4002	Ltd Tax Perm Imp 2000	23	1	0.0000%
4003	Lmtd Tax P/I Series '01	91,671	4,533	0.0118%
4004	Ltd Tax Perm Imp 2002	226,753	14,429	0.0292%
4005	Ltd Tax Perm Imp 2004	7,918	411	0.0010%
4006	Lmtd Tax Perm Imp 2005	15,524	847	0.0020%
4007	Lmtd Tax Perm Imp Bds '06	11,528	570	0.0015%
4008	Ltd Tax Perm Imp 2007	12	1	0.0000%
4009	Ltd TX PI 2008 07Proj	18,170	898	0.0023%
4010	LTD TAX PI 2008 03PROJ	28	1	0.0000%
4011	Ltd Tax PI Bds 2009	462,422	30,184	0.0595%
4012	Ltd TX PI BAB Bds 2009B	248,950	14,116	0.0320%
4013	Ltd Tax PI Bds 2011	25,467	1,259	0.0033%
4014	Ltd Tax Perm Imp 2012	117,066	5,918	0.0151%
4015	Ltd Tax Perm Imp 2013	129,535	7,178	0.0167%
4016	Ltd Tax P/I 2014	502,171	26,644	0.0646%
4017	Ltd Tax P/I 2015	345,012	18,361	0.0444%
4018	Ltd Tax P/I 2016	207,677	10,269	0.0267%
4019	LT 2019A	167,578	8,286	0.0215%
4020	LT 2019B	8,306,224 *	622,295	1.0680%
4021	LT 2020A	91,922,411 *	4,474,496	11.8189%
4022	LT 2020B	9,805,065	791,142	1.2607%
4023	LT 2020C	38,288	3,877	0.0049%
4024	LT 2021A	44,192,182 *	2,599,895	5.6820%
4025	LT 2021B	46,951,431	2,345,894	6.0367%
4026	LT 2021C	643,770	55,348	0.0828%
4027	LT 2022A	4,141,086	1,415,020	0.5324%
4028	LT 2022B	16,139,622	890,196	2.0751%
4029	LT 2022C	1,087,667	70,430	0.1398%
4030	LT 2023A	275,655,266 *	13,733,116	35.4422%
4031	LT 2023C	1,735,002	92,190	0.2231%
4032	LT PI 2023A	133,365,763	1,714,763	17.1474%
4033	LT PI 2023B	2,875,243	7,243	0.3697%
4034	LT PI 2023C	8,070,330	20,330	1.0376%
4035	LT PI 2023D	6,507,393	16,393	0.8367%
4036	LT PI 2023E	50,445,079	127,079	6.4859%
		704,459,327	29,123,613	90.5755%
Road Bonds				
4201	Unlmt Tax Rd Bonds 2004	367,383	19,554	0.0472%
4202	Unlmt Tax Road Bond 2005	24,373	1,205	0.0031%
4203	Unlmt Tax Road Bds '06	10	1	0.0000%
4204	Unltd Tax Rd Bds 2007	951,666	49,221	0.1224%
4205	Unltd Tx Rd Bds 08 03Proj	190,720	14,840	0.0245%
4206	Unltd Rd Bds 2008 07Proj	507,015	25,070	0.0652%
4207	Unltd Tax Road Bds 2009	137,847	6,976	0.0177%
4208	UNLTD TX RD BAB 2009B	216	12	0.0000%
4209	Unltd Tax Rd Bds 2011	758,573	46,306	0.0975%
4210	UNLTD TAX ROAD BD 2012	1,532,888	86,956	0.1971%
4211	Unlmt Tax Road Bond 2013	2,864,256	143,495	0.3683%
4212	Unltd Tax Road Bd 2014	13,288,238	657,062	1.7085%
4213	Unltd Tax Road Bd 2015	21,071,617	1,103,424	2.7093%
4214	UnLtd Tax Road Bd 2016	3,974,103	251,568	0.5110%
4215	UT 2019A	16,518,949 *	1,420,667	2.1239%
4216	UT 2019B	620,571	37,014	0.0798%
4281	Unlimited Road Bond 99	1,823,301	90,157	0.2344%
4282	Unlimited Road Bond 99A	6,525	323	0.0008%
4283	Unlimited Road Bond 00/01	258,832	12,798	0.0333%
4284	Unlimited Road Bond 95/97	172,815	8,333	0.0222%
		65,069,898	3,974,982	8.3662%



Collin County, Texas
QUARTERLY INVESTMENT REPORT
 Quarter Ending September 30, 2024

CAPITAL PROJECTS

Fund Number (MUNIS)	Fund Name	Book Value 09/30/2024	Interest Earned YTD	% of Total Invested
<u>Tax Notes</u>				
4401	Tax Notes 2006	1,671,583 *	85,511	0.2149%
4402	Capital Improvement TN 01	568,407	29,731	0.0731%
4403	Capital Imp T/N 01A	109,438	10,210	0.0141%
4404	Tax Notes Series 2002	1,296,036	64,085	0.1666%
4405	Tax Notes Series 2004	1,435,429	89,607	0.1846%
4406	Tax Notes 2018	3,150,064	164,684	0.4050%
		8,230,957	443,828	1.0583%
	SubTotal Capital Projects Investments	777,760,182	33,542,423	100.0000%

Market Adjustment *
 Federal Agency Bonds (35,964)

Market Adjustments are calculated using Market Values as shown on ANB Statements

Total Book Value as of 09/30/24	777,796,145	33,542,423
---------------------------------	-------------	------------