


Yesterday, Today and Tomorrow

The need for additional
Statutory County Courts at Law
in Collin County, Texas



Executive Summary

Currently there are 7 County Courts at Law

CCL 6 added 1/1/2006

CCL 7 added 1/1/2015

CCL 8 and 9 are need now

CCL 10 and 11 need on or before 2030



Yesterday

2006

Population of Collin County was 683,935

County Court at Law 6 was created



Yesterday

2015

Population of Collin County was 915,014

County Court at Law 7 was created



Since 2015

Changes to our Civil dockets

Civil Jurisdiction expanded from \$100,000 to \$250,000

Discovery defaulted to Rule 169 Expedited Actions



Since 2015

Changes to our Criminal Dockets

New crime of DWI .15 was created

Deferred Adjudication for DWI offenses

Decriminalization of certain THC under Hemp laws

Certain local Law Enforcement Agencies refusal to prosecute
misdemeanor Marijuana cases

Since 2015

Changes in our Technology

Jury Summons

COVID Pandemic of 2020



Today


2025

Population of Collin County is 1,268,087

We have twice as many people now than when we added CCL 6 in 2006

According to the Office of Court Administration (OCA) Collin County should have 9 County Courts at Law

Population is expected to double to an estimated 2.5 million by 2060



Today

Changes to our Civil dockets

Increase in Eminent Domain cases

Increase in Eviction appeals



Today

Changes to our Criminal Dockets

Increase in Denton County appeals



Tomorrow

Prospective changes impacting our Civil dockets

Current 89th Legislature

SB1996 and HB5078

Expand civil jurisdiction from \$250,000 to \$325,000

Require 12 person juries for cases over \$325,000

SB38 and HB32

Eviction cases under

Tomorrow

Prospective changes impacting our Criminal dockets

Current 89th Legislature

Criminalize all THC and its derivatives

SB2320

DWI Open Container to a Class "A" Misd

Change DWI .15 and DWI 2nd to State Jail felonies

DA Policies

Plea offers

PTD

Veterans Court



Tomorrow

We do not foresee any significant increases our productivity from changes in future technology

AI

We have been told by the County Clerk that she expects an increase in case filings that will increase our dockets



Tomorrow

2030

Population of Collin County is estimated to be 1,600,000

Following the current OCA guidelines Collin County will need 11

County Courts at Law

In 2017 County Judge Keith Self estimated that the counties population of 915,242 would be double in 2030

In 2017 we had 7 County Courts at Law



Tomorrow

2040

Population of Collin County is estimated to be 1,900,000

Following current OCA guidelines then Collin County will need
County Courts at Law



Tomorrow

2060

Population to double from were it is now in 2025 to 2.5 Million



County Courts at Law Workload Analysis Collin County

This jurisdiction is currently served by 7 county courts at law.

| County | Estimated FTEs Needed ¹ | Total Filings in 2024 | Change in Filings 2023-2024 | Change in Filings 2020-2024 | Clearance Rate 2024 | Clearance Rate 2020-2024 | Date Last Court Created |
|--------|------------------------------------|-------------------------------------------------------|-----------------------------|-----------------------------|---------------------|--------------------------|-------------------------|
| Collin | 8.6 | 18,521 | 7% | 42% | 98% | 99% | 2015 |
| | | Statewide Totals, Change in Filings & Clearance Rates | 3% | 10% | 102% | 100% | |

| Workload per Judicial Officer | Current | + 1 FTE | 2 FTEs |
|--------------------------------------------|---------|---------|--------|
| Estimated Need | 8.6 | | |
| Existing Resources ² | 7.0 | 8.0 | 9.0 |
| Workload per Judicial Officer ³ | 1.22 | 1.07 | 0.95 |

1. Based on the application of case weights to filings for January 2024 to December 2024 as reported to the Office of Court Administration. Details regarding case weights can be found in "Measuring Current Judicial Workload in Texas, 2023," National Center for State Courts.
2. Elected judges as of 3/10/2025. Child protection and child support associate judges based on child protection or child support case filings during the time frame listed above. Other personnel based on survey responses from local jurisdictions.
3. The Judicial Needs Assessment Committee adopted a rounding convention that is based upon the workload per judicial officer and puts judicial officers in counties of all sizes on equal footing. Workload per judicial officer is calculated by dividing the total judicial officer need in each county by the number of funded judicial positions. A court is deemed to have an appropriate number of judicial officers if the workload per judicial officers is less than 1.14 FTE. According to the rounding convention, when the workload per judicial officer is greater than 1.15 FTE, there is a need for one or more additional judicial positions. The estimated number of judicial officer positions needed is based on the number of judicial officers that brings each county as close to the 1.15 threshold as possible, rounding to the nearest .5 FTE position. Many states have adopted a workload per judicial officer threshold of 1.10; however, JNAC chose to go the more conservative route of adopting a 1.15 workload per judicial officer threshold.

Prepared 3/10/2025

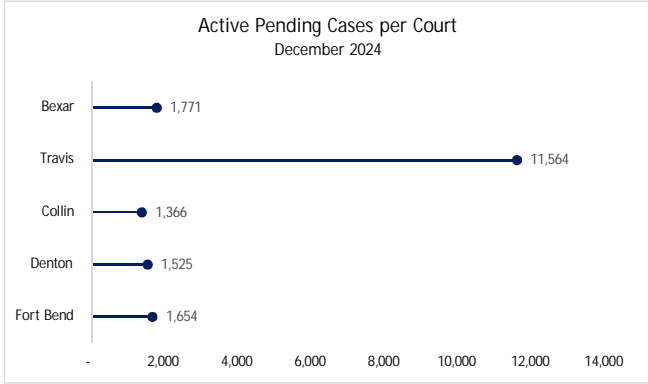
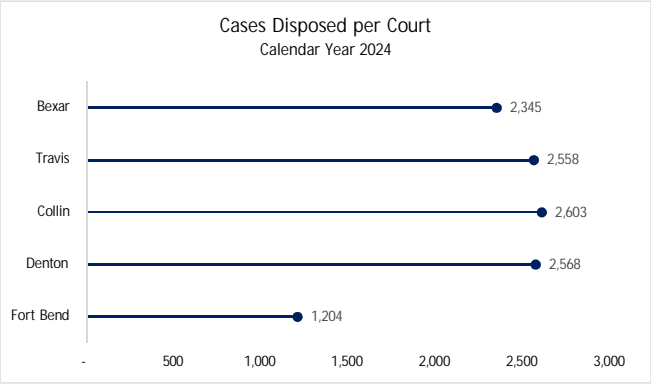
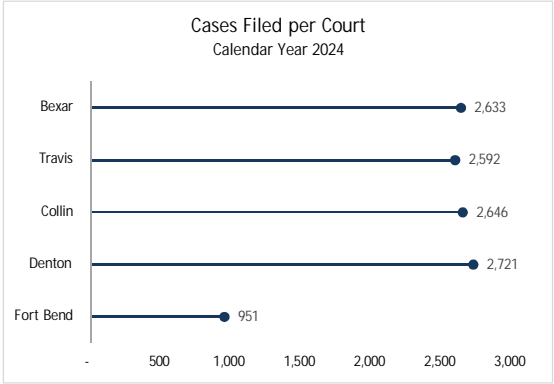
OFFICE of COURT ADMINISTRATION



County Courts at Law
Calendar Year 2024

| | 2023 Census Population Estimate | County Courts at Law | CIVIL | | | FAMILY | | | JUVENILE | | | CRIMINAL | | | TOTAL | | | PROBATE & GUARD- IANSHIP | MENTAL HEALTH | TOTAL ADDED |
|-----------|---------------------------------------|----------------------------|--------|----------|-------------------------------|--------|----------|-------------------------------|----------|----------|-------------------------------|----------|----------|-------------------------------|--------|----------|-------------------------------|--------------------------------|------------------|----------------|
| | | | Added | Disposed | Active Pending 12/31/24 | Added | Disposed | Active Pending 12/31/24 | Added | Disposed | Active Pending 12/31/24 | Added | Disposed | Active Pending 12/31/24 | Added | Disposed | Active Pending 12/31/24 | Added | Added | |
| Bexar | 2,087,679 | 15 | 11,878 | 8,693 | 15,965 | 0 | 0 | 0 | 0 | 0 | 0 | 27,623 | 26,476 | 10,604 | 39,501 | 35,169 | 26,569 | | | 39,501 |
| Travis | 1,334,961 | 9 | 7,117 | 8,062 | 88,175 | 0 | 0 | 0 | 0 | 0 | 0 | 16,207 | 14,958 | 15,899 | 23,324 | 23,020 | 104,074 | | | 23,324 |
| Collin | 1,195,359 | 7 | 6,958 | 6,725 | 2,159 | 0 | 0 | 0 | 0 | 0 | 0 | 11,563 | 11,498 | 7,403 | 18,521 | 18,223 | 9,562 | | | 18,521 |
| Denton | 1,007,703 | 7 | 6,831 | 6,673 | 4,487 | 0 | 0 | 0 | 1,825 | 1,814 | 516 | 10,392 | 9,490 | 5,672 | 19,048 | 17,977 | 10,675 | | | 19,048 |
| Fort Bend | 916,778 | 6 | 1,902 | 2,813 | 4,904 | 0 | 0 | 1 | 361 | 356 | 1,829 | 3,443 | 4,056 | 3,190 | 5,706 | 7,225 | 9,924 | 1,637 | 1,541 | 8,884 |

Bexar County last reported criminal case numbers in May 2024. Accordingly, the criminal cases added, disposed and active pending for Bexar County are from June 2023 - May 2024.



Where does Collin County stand

| Court Added | Year | County Population | Change in Population | OCA's Calculated Needs | Current # of Courts |
|-------------|------|-------------------|----------------------|------------------------|---------------------|
| CCL 6 | 2006 | 683,935 | | | |
| CCL 7 | 2015 | 915,242 | 231,307 | 1 | 7 |
| | 2024 | 1,209,295 | 294,053 | 2 | 9 |
| | 2030 | 1,600,000 | 390,705 | 2 | 11 |

Where do other Counties stand

| Other Counties | Year | County Population | | OCA's Calculated Needs | Current # of Courts |
|----------------|------|-------------------|--|------------------------|---------------------------|
| Dallas County | 2025 | 2,615,088 | | 16 | 18 |
| Tarrant County | 2025 | 2,237,549 | | 14 | 13 |
| Denton County | 2025 | 1,067,589 | | 7 | 7 plus a Magistrate Court |
| | | | | | |
| Bexar | 2025 | 2,087,679 | | 13 | 15 |
| Travis | 2025 | 1,334,961 | | 8 | 9 |
| Denton | 2025 | 1,007,703 | | 6 | 7 |
| Fort Bend | 2025 | 916,778 | | 6 | 6 |

Final Summary

Since 2015

Collin Counties population has grown 353,073 since Court 7 was added

What cost \$1 in 2015 now costs \$1.35 due to Inflation

Video Streaming was born

Hashtags were created

iPhone 6 then is now the iPhone 16

On 9/1/2015 the NYSE closed at 16,058 as of 5/16/2025 its at 42,645

Dallas Cowboys still have not won a Super Bowl and we still have not added a County Court at Law

