


# **COLLIN COUNTY AUDITOR**



**COLLIN COUNTY, TEXAS**  
**MONTHLY FINANCIAL STATEMENTS (UNAUDITED)**  
**FOR THE MONTH OF SEPTEMBER 2025**

**Collin County, Texas**  
 Unaudited Balance Sheet  
 Governmental Funds  
 September 30, 2025 and 2024

	<u>September 30, 2025</u>	<u>September 30, 2024</u>
<b>Assets:</b>		
Cash	\$ 139,559,312.30	\$ 113,787,212.41
Investments	1,499,737,802.19	1,378,653,080.63
Receivables:		
Taxes (net of allowance for uncollectible)	4,181,129.63	4,252,789.71
Fines and fees	-	1,080,235.77
Due from other governments	3,447,182.40	3,203,468.47
Due from other funds	2,500,000.00	969,281.35
Advance to other funds	169,177,322.58	169,177,322.58
Interest	1,473,114.37	1,654,747.54
Miscellaneous	1,683,805.12	1,449,862.85
Inventories	<u>5,374,192.22</u>	<u>6,097,435.26</u>
<b>Total Assets</b>	<u><u>\$ 1,827,133,860.81</u></u>	<u><u>\$ 1,680,325,436.57</u></u>
 <b>Liabilities, Deferred Inflows of Resources, and Fund Balances</b>		
<b>Liabilities:</b>		
Accounts payable	\$ 60,848,922.52	\$ 36,697,865.67
Payroll related costs payable	10,681,291.74	9,449,363.42
Lease deposits payable	56,405.84	51,875.84
Due to other governments	2,953,822.24	3,221,298.59
Due to other funds	-	969,281.35
Unearned revenue	<u>77,049,299.23</u>	<u>166,019,324.70</u>
<b>Total Liabilities</b>	<u>151,589,741.57</u>	<u>216,409,009.57</u>
 <b>Deferred Inflows of Resources:</b>		
Unavailable revenue - fines and fees	-	1,080,235.77
Unavailable revenue - property taxes	<u>4,181,129.48</u>	<u>4,446,920.43</u>
<b>Total Deferred Inflows of Resources</b>	<u>4,181,129.48</u>	<u>5,527,156.20</u>
 <b>Fund Balances:</b>		
Nonspendable	174,551,514.80	175,274,757.84
Restricted	1,176,862,441.61	981,433,037.22
Committed	26,543,716.05	26,627,208.94
Unassigned	<u>293,405,317.30</u>	<u>275,054,266.80</u>
<b>Total Fund Balances</b>	<u>1,671,362,989.76</u>	<u>1,458,389,270.80</u>
<b>Total Liabilities, Deferred Inflows of Resources, and Fund Balances</b>	<u><u>\$ 1,827,133,860.81</u></u>	<u><u>\$ 1,680,325,436.57</u></u>

**Collin County, Texas**  
 Unaudited Statement of Revenues, Expenditures and Changes in Fund Balance  
 Governmental Funds  
 For the Twelve Months Ended September 30, 2025 and 2024

	September 30, 2025	September 30, 2024
<b>Revenues:</b>		
Property taxes	\$ 361,852,768.57	\$ 329,640,699.65
Fees and charges for services	67,046,627.60	63,693,368.58
Intergovernmental revenue	405,964,242.87	206,537,291.74
Fines and forfeitures	2,258,827.42	1,983,800.75
Rental revenues	1,407,172.03	1,428,150.64
Interest	57,732,454.06	56,659,656.46
Investment market adjustment *	1,189,634.54	6,130,401.80
Miscellaneous	2,508,691.18	1,033,069.23
Total Revenues	899,960,418.27	667,106,438.85
 <b>Expenditures:</b>		
Salaries and wages	226,371,774.92	204,144,915.24
Training and travel	1,196,600.49	1,151,953.16
Maintenance and operating	373,280,621.89	202,316,688.25
Capital projects - capital outlay	209,462,126.10	186,738,837.77
Debt service:		
Principal retirement	65,620,000.00	65,128,896.85
Interest and fiscal charges	41,462,785.79	28,777,541.67
Bond issuance costs	755,082.11	928,100.61
Total Expenditures	918,148,991.30	689,186,933.55
Excess (deficiency) of revenues over (under) expenditures	(18,188,573.03)	(22,080,494.70)
 <b>Other financing sources (uses):</b>		
Transfers in	3,082,216.19	12,295,370.64
Transfers out	(2,684,105.18)	(11,713,634.03)
Sale of assets	9,402,031.29	47,978,937.69
Issuance of leases	-	8,866.68
Issuance of subscriptions	-	1,824,054.46
Debt issuance	228,200,000.00	198,725,000.00
Refunding escrow payments	(21,540,000.00)	(15,370,000.00)
Premium (discount) on sale of bonds	14,702,149.69	15,450,343.87
Total other financing sources (uses)	231,162,291.99	249,198,939.31
Net change in fund balances	212,973,718.96	227,118,444.61
 <b>Fund balance - beginning</b>	 1,458,389,270.80	 1,231,270,826.19
<b>Fund balance - ending</b>	<b>\$ 1,671,362,989.76</b>	<b>\$ 1,458,389,270.80</b>

\* Book entry only. Collin County holds all investments to maturity.

**Collin County, Texas**  
 Unaudited Balances of Cash and Investments - Beginning and Ending Balances  
 and Statement of Receipts and Disbursements by Fund  
 For the Twelve Months Ended September 30, 2025

Fund Name	Fund Number	Beginning Balance September 1, 2025	Sep-2025 Receipts	Sep-2025 Disbursements	Ending Balance September 30, 2025
<b>General Fund:</b>					
General Fund	0001	\$ 334,188,004.06	\$ 102,064,478.97	\$ 124,557,733.49	\$ 311,694,749.54
Housing Finance Corporation	0002	641,588.64	9,746.70	-	651,335.34
Records Archive	0003	18,157,947.83	450,122.03	234,812.03	18,373,257.83
District Courts Records Technology	0005	614,281.55	2,210.67	2,151.05	614,341.17
Courthouse Security	0029	885,586.36	76,762.80	95,248.20	867,100.96
Permanent Improvement	0499	18,298,785.65	70,267.80	143,361.80	18,225,691.65
Total General Fund		<u>372,786,194.09</u>	<u>102,673,588.97</u>	<u>125,033,306.57</u>	<u>350,426,476.49</u>
<b>Special Revenue Funds:</b>					
Road And Bridge	1010	85,358,671.18	4,691,778.90	6,828,530.07	83,221,920.01
Farm To Market	1011	25,196.45	88.42	-	25,284.87
Lateral Road	1012	1,639,844.11	101,043.54	95,000.00	1,645,887.65
Judicial Appellate	1013	495,381.52	17,845.34	-	513,226.86
Court Reporters	1015	767,651.00	172,621.59	111,420.86	828,851.73
Tax A/C Motor Vehicle Tax	1017	2.93	-	-	2.93
Law Library	1021	5,209,825.73	241,567.04	164,837.27	5,286,555.50
Farm Museum Memorial	1023	12,034.75	2.93	35.28	12,002.40
Open Space Parks	1024	2,863.66	0.66	-	2,864.32
County Clerk Rec Mgmt & Pres	1025	15,774,444.77	436,919.40	279,764.66	15,931,599.51
District Clerk Rec Mgmt & Pres	1026	1,341,704.60	147,672.80	105,813.60	1,383,563.80
Juvenile Delinquency Prevention	1027	3,239.27	-	-	3,239.27
Justice Court Technology	1028	759,574.70	28,060.60	13,639.86	773,995.44
Economic Development 2001	1031	901,831.62	2,751.39	-	904,583.01
Dangerous Wild Animal	1032	7,944.15	-	-	7,944.15
Contract Elections	1033	5,265,643.50	143,605.99	8,651.60	5,400,597.89
Election Equipment	1035	14,299.71	3.28	-	14,302.99
Sheriffs Forfeiture	1036	38,042.56	9,336.91	11,117.73	36,261.74
District Attorney Forfeiture	1037	1,435,180.15	37,380.13	31,338.14	1,441,222.14
DA Service Fee	1038	247,100.88	934.08	859.08	247,175.88
Myers Park Foundation	1039	2,222.64	4.77	-	2,227.41
Health Care Foundation	1040	5,662,679.73	889,327.65	957,979.01	5,594,028.37
Local Provider Participant Fund	1041	127,122,660.56	28,032.66	57,771,831.13	69,378,862.09
Child Abuse Prevention	1042	61,475.55	223.65	-	61,699.20
County Records Mgmt & Preservation	1044	1,049,909.38	103,468.07	59,482.04	1,093,895.41
District Records Mgmt & Preservation	1045	317,587.00	1,119.19	-	318,706.19
Juvenile Case Manager	1046	475,063.43	2,092.86	1,664.41	475,491.88
Court Initiated Guardianship	1047	767,249.33	15,942.48	7,692.48	775,499.33
Alternative Dispute Resolution	1048	445,240.41	132,091.98	64,000.00	513,332.39
DA Pre-Trial Intervention Program	1049	1,118,934.17	23,346.86	8,743.42	1,133,537.61
Specialty Court	1050	304,624.72	14,781.86	7,861.19	311,545.39
SCAAP	1051	3,443.15	11.77	-	3,454.92
County Courts Technology	1052	763,086.03	17,199.12	8,678.26	771,606.89
District Courts Technology	1053	760,952.36	20,889.46	10,800.90	771,040.92
Probate Contributions	1054	853,589.60	33,257.93	61,433.78	825,413.75
CCLC Court Records Preservation	1055	688,884.42	2,414.75	2,414.75	688,884.42
District Clerk Court Records Preservation	1056	483,509.07	1,751.80	1,697.51	483,563.36
District Attorney Apportionment	1057	98,387.71	5,340.16	7,609.99	96,117.88
Justice Court Building Security	1058	313,936.71	5,323.17	3,098.26	316,161.62
District Attorney Federal Treasury Forfeiture	1060	1,955,749.70	6,902.47	133.90	1,962,518.27
Truancy Prevention & Diversion	1062	421,675.81	10,144.59	-	431,820.40

**Collin County, Texas**  
 Unaudited Balances of Cash and Investments - Beginning and Ending Balances  
 and Statement of Receipts and Disbursements by Fund  
 For the Twelve Months Ended September 30, 2025

Fund Name	Fund Number	Beginning Balance September 1, 2025	Sep-2025 Receipts	Sep-2025 Disbursements	Ending Balance September 30, 2025
District Attorney Fed Justice Forfeiture	1063	128,609.11	29.51	-	128,638.62
Constable 3 Forfeiture	1064	984.69	0.23	-	984.92
Sheriffs Forfeiture Federal	1065	70,052.67	4,994.56	1,000.00	74,047.23
Sheriffs Office Treasury Forfeiture	1066	337,643.74	71,975.56	42,427.76	367,191.54
Trails of Blue Ridge Special Road District	1067	17,552.76	44.56	234,214.36	(216,617.04)
Court Facility Fee Fund	1068	1,456,192.50	121,732.63	68,000.00	1,509,925.13
Opioid Abatement	1069	440,264.75	1,543.17	-	441,807.92
Veterans Court Program	1998	27,779.99	16,853.71	14,401.35	30,232.35
Federal Grants	2101	(124,974.06)	20,628.08	46,880.77	(151,226.75)
Bioterrorism Grant	2102	(36,266.00)	65,072.00	81,084.15	(52,278.15)
Federal Homeland Security Grant	2103	(38,068.98)	39,433.71	25,226.66	(23,861.93)
City Readiness Initiative	2104	(8,215.24)	6,199.64	12,403.58	(14,419.18)
Healthcare Grants	2108	(743,831.50)	487,775.88	566,313.27	(822,368.89)
CPS Board Grants	2112	(1,184.20)	-	314.18	(1,498.38)
Justice Assistant Grant #1	2124	32.31	0.03	-	32.34
Justice Assistant Grant #2	2125	2,157.23	0.84	181.48	1,976.59
Justice Assistant Grant #3	2126	0.65	-	0.65	-
Coronavirus Relief Fund	2127	859.14	-	-	859.14
Hava Election Security Grant	2130	33.72	0.01	33.73	-
Emergency Rental Assistance	2131	29,420.11	6.75	-	29,426.86
American Rescue Plan Act	2132	110,434,668.60	35,633,838.68	46,204,863.64	99,863,643.64
Local Assistance & Tribal Consistency	2133	-	-	-	-
Leose Education	2198	138,506.08	470.94	863.33	138,113.69
State Grants	2580	(5,480.31)	165,551.17	155,523.91	4,546.95
TCEQ Grant	2581	44,399.99	-	-	44,399.99
RTR - Frontier Parkway	2586	163,551.20	215.58	-	163,766.78
Private Sector Healthcare Grant	2761	26,835.20	-	4,615.00	22,220.20
Teen Court Program	2762	-	-	-	-
Local Agreement/Funding	2899	(20,150.49)	7,468.13	18,340.90	(31,023.26)
<b>Total Special Revenue Funds</b>		<u>375,312,712.38</u>	<u>43,989,115.62</u>	<u>114,102,817.90</u>	<u>305,199,010.10</u>
<b>Debt Service Funds:</b>					
Debt Service Funds	3001	<u>4,602,042.65</u>	<u>2,029,727.37</u>	<u>1,723,000.00</u>	<u>4,908,770.02</u>
<b>Total Debt Service Funds</b>		<u>4,602,042.65</u>	<u>2,029,727.37</u>	<u>1,723,000.00</u>	<u>4,908,770.02</u>
<b>Capital Projects Funds:</b>					
Limited Tax Perm Imp 2000	4002	3,627.82	-	3,627.82	-
Limited Tax Perm Imp 2001	4003	63,178.76	13,829.97	15,530.49	61,478.24
Limited Tax Perm Imp 2002	4004	113,345.62	389.13	-	113,734.75
Limited Tax Perm Imp 2004	4005	8,546.16	14,002.44	7,000.00	15,548.60
Limited Tax Perm Imp 2005	4006	16,505.23	55.82	-	16,561.05
Limited Tax Perm Imp 2006	4007	12,581.16	41.09	41.09	12,581.16
Limited Tax Perm Imp 2007	4008	2,264.46	-	2,264.46	-
Limited Tax Perm Imp 2008 07proj	4009	19,146.72	64.76	64.76	19,146.72
Limited Tax Perm Imp 2008 03proj	4010	4,662.54	-	4,662.54	-
Limited Tax Perm Imp 2009	4011	157,143.11	603.53	107.48	157,639.16
Limited Tax Perm Imp BAB 2009B	4012	160,558.26	552.63	-	161,110.89
Limited Tax Perm Imp 2011	4013	26,773.84	91.49	-	26,865.33
Limited Tax Perm Imp 2012	4014	72,309.47	247.36	-	72,556.83
Limited Tax Perm Imp 2013	4015	95,515.29	328.32	-	95,843.61
Limited Tax Perm Imp 2014	4016	421,499.31	12,423.22	22,108.88	411,813.65

**Collin County, Texas**  
 Unaudited Balances of Cash and Investments - Beginning and Ending Balances  
 and Statement of Receipts and Disbursements by Fund  
 For the Twelve Months Ended September 30, 2025

Fund Name	Fund Number	Beginning Balance September 1, 2025	Sep-2025 Receipts	Sep-2025 Disbursements	Ending Balance September 30, 2025
Limited Tax Perm Imp 2015	4017	125,299.83	429.02	-	125,728.85
Limited Tax Perm Imp 2016	4018	192,771.54	24,605.62	47,912.40	169,464.76
Limited Tax Perm Imp 2019A	4019	73,991.33	1,250.82	1,874.74	73,367.41
Limited Tax Perm Imp 2019B	4020	4,719,762.06	16,262.32	-	4,736,024.38
Limited Tax Perm Imp 2020A	4021	87,756,389.92	181,000,168.44	185,875,041.56	82,881,516.80
Limited Tax Perm Imp 2020B	4022	8,886,917.04	3,417,239.31	5,107,187.36	7,196,968.99
Limited Tax Perm Imp 2020C	4023	33,488.21	67,436.31	100,730.68	193.84
Limited Tax Perm Imp 2021A	4024	24,614,917.70	48,034,230.26	48,918,115.23	23,731,032.73
Limited Tax Perm Imp 2021B	4025	42,613,167.76	4,908,428.29	9,411,132.20	38,110,463.85
Limited Tax Perm Imp 2021C	4026	427,381.59	1,469.80	-	428,851.39
Limited Tax Perm Imp 2022A	4027	4,314,660.57	14,868.15	-	4,329,528.72
Limited Tax Perm Imp 2022B	4028	15,394,901.59	53,048.12	-	15,447,949.71
Limited Tax Perm Imp 2022C	4029	881,189.63	3,035.22	-	884,224.85
Limited Tax Perm Imp 2023A	4030	277,902,703.51	1,386,611.31	859,291.56	278,430,023.26
Limited Tax Perm Imp 2023C	4031	1,807,752.23	6,229.36	-	1,813,981.59
Limited Tax Perm Imp 2023A	4032	229,456,661.89	1,354,715.43	1,313,925.87	229,497,451.45
Limited Tax Perm Imp 2023B	4033	5,863,240.49	42,193.18	22,000.00	5,883,433.67
Limited Tax Perm Imp 2023C	4034	8,677,461.39	435,645.56	825,525.41	8,287,581.54
Limited Tax Perm Imp 2023D	4035	10,623,473.40	39,510.55	30,006.41	10,632,977.54
Limited Tax Perm Imp 2023E	4036	167,416,615.19	1,610,108.14	2,026,959.43	166,999,763.90
Unlimited Tax Rd Bonds 2004	4201	383,062.18	1,504.95	-	384,567.13
Unlimited Tax Road Bond 2005	4202	25,921.46	87.63	-	26,009.09
Unlimited Tax Road Bond 2006	4203	185.76	-	185.76	-
Unlimited Tax Road Bond 2007	4204	461,860.60	1,589.90	-	463,450.50
Unlimited Tax Rd Bonds 08 03proj	4205	130,482.31	446.49	-	130,928.80
Unlimited Tax Road Bond 08 07proj	4206	520,400.41	39,270.83	73,904.00	485,767.24
Unlimited Tax Road Bond 2009	4207	138,361.25	474.25	-	138,835.50
Unlimited Tax Road Bond BAB 2009	4208	528.76	-	528.76	-
Unlimited Tax Road Bond 2011	4209	675,742.72	2,328.49	-	678,071.21
Unlimited Tax Road Bond 2012	4210	1,571,788.57	134,237.81	257,312.56	1,448,713.82
Unlimited Tax Road Bond 2013	4211	2,929,114.60	10,091.10	-	2,939,205.70
Unlimited Tax Road Bond 2014	4212	9,709,576.51	33,456.91	-	9,743,033.42
Unlimited Tax Road Bond 2015	4213	13,235,358.54	1,663,374.13	3,240,310.81	11,658,421.86
Unlimited Tax Road Bond 2016	4214	2,987,230.18	10,292.83	-	2,997,523.01
Unlimited Tax Road Bond 2019A	4215	48,739,239.98	18,568,416.55	18,431,113.00	48,876,543.53
Unlimited Tax Road Bond 2019B	4216	556,440.35	8,895.15	13,784.10	551,551.40
Unlimited Road Bond 99	4281	1,899,728.22	6,546.38	-	1,906,274.60
Unlimited Road Bond 99A	4282	7,341.93	23.55	-	7,365.48
Unlimited Road Bond 00/01	4283	270,508.14	929.50	-	271,437.64
Unlimited Tax Road Bond 95/97	4284	162,639.98	559.80	-	163,199.78
Tax Notes 2006	4401	1,743,079.66	20,965.38	30,060.40	1,733,984.64
Capital Improvement TN 01	4402	592,667.87	2,040.91	-	594,708.78
Capital Improvement TN 01A	4403	1,451.18	4.10	4.10	1,451.18
Tax Notes Series 2002	4404	1,350,848.99	4,653.39	-	1,355,502.38
Tax Notes Series 2004	4405	1,492,494.66	7,134.59	3,800.00	1,495,829.25
Tax Notes Series 2018	4406	2,573,312.54	846,325.03	1,675,835.00	1,743,802.57
Tax Notes Series 2025	4407	8,113,354.77	117,915.38	90,000.00	8,141,270.15
Total Capital Projects Funds		<u>993,233,126.74</u>	<u>263,941,680.00</u>	<u>278,411,948.86</u>	<u>978,762,857.88</u>
Total Governmental Funds		<u>1,745,934,075.86</u>	<u>412,634,111.96</u>	<u>519,271,073.33</u>	<u>1,639,297,114.49</u>

**Collin County, Texas**  
 Unaudited Balances of Cash and Investments - Beginning and Ending Balances  
 and Statement of Receipts and Disbursements by Fund  
 For the Twelve Months Ended September 30, 2025

Fund Name	Fund Number	Beginning Balance September 1, 2025	Sep-2025 Receipts	Sep-2025 Disbursements	Ending Balance September 30, 2025
<b>Internal Service Funds:</b>					
Liability Insurance	5501	11,546,035.47	91,667.44	116,853.93	11,520,848.98
Workers' Compensation Insurance	5502	8,071,339.87	83,600.23	73,312.14	8,081,627.96
Unemployment Insurance	5504	1,745,184.84	45,467.16	26,000.00	1,764,652.00
Employee Insurance	5505	11,787,963.26	6,043,611.43	5,554,906.74	12,276,667.95
Flexible Benefits	5601	286,100.37	192,316.62	157,551.46	320,865.53
Employee Paid Benefits	5602	<u>45,073.72</u>	<u>45,600.31</u>	<u>46,065.66</u>	<u>44,608.37</u>
Total Internal Service Funds		<u>33,481,697.53</u>	<u>6,502,263.19</u>	<u>5,974,689.93</u>	<u>34,009,270.79</u>
<b>Enterprise Funds:</b>					
Animal Safety Fund	5990	2,657,487.55	191,999.37	190,878.40	2,658,608.52
Animal Shelter Program	5991	102,663.29	28,473.62	4,474.75	126,662.16
Collin County Toll Road Authority	5999	<u>(103,497.63)</u>	<u>58,003.79</u>	<u>115,937.23</u>	<u>(161,431.07)</u>
Total Enterprise Fund		<u>2,656,653.21</u>	<u>278,476.78</u>	<u>311,290.38</u>	<u>2,623,839.61</u>
<b>Trust and Agency Funds:</b>					
CSCD - Operating	6050-6060	3,423,354.35	4,307,172.10	3,083,602.36	4,646,924.09
State Fees Agency	7001	548,856.84	844,145.82	476,458.43	916,544.23
Unclaimed Holdings	7002	574,350.82	44,664.35	47,485.46	571,529.71
Bail Security	7003	333,050.00	-	50.00	333,000.00
DA Seized Funds Registry	7004	39,382.19	15.22	-	39,397.41
County Clerk - Other	7030	3,687,254.88	1,710,248.10	1,695,623.36	3,701,879.62
County Clerk - Trust	7031	42,960,892.16	4,824,376.05	6,172,501.06	41,612,767.15
District Clerk - Other	7035	3,268,262.04	735,033.28	946,590.27	3,056,705.05
District Clerk - Trust	7036	11,148,374.49	1,114,351.01	928,825.66	11,333,899.84
Juvenile Probation	7040	1,000.00	9,482.31	3,922.90	6,559.41
Justice of the Peace, Precinct 1	7041	32,099.35	139,414.76	129,039.16	42,474.95
Justice of the Peace, Precinct 2	7042	15,094.80	69,711.03	63,851.83	20,954.00
Justice of the Peace, Precinct 3-1	7043	4,505.53	-	-	4,505.53
Justice of the Peace, Precinct 3-2	7044	54,877.13	-	-	54,877.13
Justice of the Peace, Precinct 4	7045	94,663.80	235,512.73	204,887.78	125,288.75
Justice of the Peace, Precinct 3	7046	34,889.20	157,756.25	143,154.62	49,490.83
Jail Case Coordinator	7050	18,508.68	17,980.64	19,664.48	16,824.84
Jail Commissary	7051	3,713,633.00	93,764.14	372,997.61	3,434,399.53
Inmate Trust	7052	181,980.08	311,958.43	336,413.00	157,525.51
Sheriff	7053	20,266.76	18,834.66	20,558.76	18,542.66
Detention Bonds	7054	12,360.00	582,333.00	582,243.00	12,450.00
DA Hot Checks	7060	33,336.20	587.07	6,756.97	27,166.30
DA Trust Unclaimed Restitution	7061	-	-	-	-
Constable, Precinct 1	7070	11,964.94	64,486.56	76,451.50	-
Constable, Precinct 2	7071	1,941.34	2,789.26	1,941.34	2,789.26
Constable, Precinct 3	7072	4,432.75	8,450.75	12,883.50	-
Constable, Precinct 4	7073	41,565.30	8,830.30	41,790.30	8,605.30
Tax Assessor/Collector	7080	22,030,993.43	57,509,348.47	53,862,516.76	25,677,825.14
CSCD	7091	259,595.05	724,767.70	702,049.91	282,312.84
Credit Card Clearing Fund	9102	985,263.03	6,430,880.31	6,188,235.55	1,227,907.79
Direct Deposit Clearing	9103	-	3,285,863.63	3,285,863.63	-
Weekly Tax	9104	-	<u>212,926.56</u>	<u>212,926.56</u>	-
Total Trust and Agency Funds		<u>93,536,748.14</u>	<u>83,465,684.49</u>	<u>79,619,285.76</u>	<u>97,383,146.87</u>
<b><u>Total - All Accounts</u></b>		<b><u>\$ 1,875,609,174.74</u></b>	<b><u>\$ 502,880,536.42</u></b>	<b><u>\$ 605,176,339.40</u></b>	<b><u>\$ 1,773,313,371.76</u></b>

**Collin County, Texas**  
 Unaudited Year to Date Schedule of Transfers  
 For the Twelve Months Ended September 30, 2025

	Transfers In	Transfers Out
<b><u>General Fund</u></b>		
Transfers from Animal Shelter	\$ 444,441.01	\$ -
Transfers to Courthouse Security	-	310,000.00
Transfers to Health Care Foundation	-	2,000,000.00
Transfers to Alternative Dispute Resolution	-	264,931.00
Transfers to Federal Grants	-	17,882.60
Transfers to State Grants	-	27,279.73
Transfers to Child Protective Board	-	46,330.00
Total General Fund	444,441.01	2,666,423.33
<b><u>Special Revenue Funds</u></b>		
<b><u>Courthouse Security</u></b>		
Transfers from General Fund	310,000.00	-
<b><u>Contract Elections</u></b>		
Transfers to HAVA Elections Security Grant	-	6,412.51
<b><u>Health Care Foundation</u></b>		
Transfers from General Fund	2,000,000.00	-
<b><u>Alternative Dispute Resolution</u></b>		
Transfers from General Fund	264,931.00	-
<b><u>Federal Grants</u></b>		
Transfers from General Fund	17,882.60	-
<b><u>State Grants</u></b>		
Transfers from General Fund	27,279.73	-
<b><u>Hava Elections Security Grant</u></b>		
Transfers from Contract Elections	6,412.51	-
Total Special Revenue Funds	2,626,505.84	6,412.51
<b><u>Capital Project Funds</u></b>		
<b><u>Limited Tax Permanent Improvement 2000</u></b>		
Transfers to Limited Tax Permanent Improvement 2001	-	3,627.82
<b><u>Limited Tax Permanent Improvement 2007</u></b>		
Transfers to Limited Tax Permanent Improvement 2004	-	2,264.46
<b><u>Limited Tax Permanent Improvement 2008</u></b>		
Transfers to Limited Tax Permanent Improvement 2004	-	4,662.54
<b><u>Unlimited Tax Road Bond 2006</u></b>		
Transfers to Unlimited Tax Road Bond 2004	-	185.76
<b><u>Unlimited Tax Road Bond 2009B</u></b>		
Transfers to Unlimited Tax Road Bond 2008	-	528.76
<b><u>Limited Tax Permanent Improvement 2001</u></b>		
Transfers from Limited Tax Permanent Improvement 2000	3,627.82	-
<b><u>Limited Tax Permanent Improvement 2004</u></b>		
Transfers from Limited Tax Permanent Improvement 2007	2,264.46	-

**Collin County, Texas**  
 Unaudited Year to Date Schedule of Transfers  
 For the Twelve Months Ended September 30, 2025

	Transfers In	Transfers Out
Transfers from Limited Tax Permanent Improvement 2008	4,662.54	-
<b><u>Unlimited Tax Road Bond 2004</u></b>		
Transfers from Unlimited Tax Road Bond 2006	185.76	-
<b><u>Unlimited Tax Road Bond 2008</u></b>		
Transfers from Unlimited Tax Road Bond 2009B	528.76	-
Total Capital Projects Funds	11,269.34	11,269.34
Total Governmental Funds	3,082,216.19	2,684,105.18
 <b><u>Internal Service Funds</u></b>		
<b><u>Animal Shelter</u></b>		
Transfers to General Fund	-	444,441.01
Total Internal Service Funds	-	444,441.01
 <b><u>Child Protective Board</u></b>		
Transfers from General Fund	46,330.00	-
Total Child Protective Board	46,330.00	-
 <b>Total Transfers</b>	 \$ 3,128,546.19	 \$ 3,128,546.19

**Collin County, Texas**  
 Unaudited Schedule of Long-Term Debt  
 September 30, 2025

Fund Name	Used for	Interest Rates	Date Issued	Maturity	Due as of September 30, 2025
Limited Tax Refunding and Permanent Improvement Bond 2014	Permanent Improvement	2.000% to 5.000%	2014	2034	\$ 2,875,000
Limited Tax Refunding and Permanent Improvement Bond 2015	Permanent Improvement	2.000% to 4.000%	2015	2035	920,000
Limited Tax Refunding and Permanent Improvement Bond 2016	Permanent Improvement	2.000% to 5.000%	2016	2036	1,890,000
Limited Tax Permanent Improvement Bond 2019	Permanent Improvement	3.000% to 5.000%	2019	2039	95,290,000
Limited Tax Permanent Improvement Bond 2020	Permanent Improvement	3.000% to 5.000%	2020	2040	102,095,000
Limited Tax Refunding Bond 2020	Permanent Improvement	0.540% to 1.884%	2020	2032	26,170,000
Limited Tax Permanent Improvement and Refunding Bond 2021	Permanent Improvement	2.250% to 5.000%	2021	2041	60,385,000
Limited Tax Refunding Bond 2021	Refunding Prior Debt	0.302% to 1.963%	2021	2033	16,475,000
Limited Tax Permanent Improvement Bond 2022	Permanent Improvement	4.000% to 5.000%	2022	2042	49,235,000
Limited Tax Permanent Improvement Bond 2023	Permanent Improvement	4.000% to 5.000%	2023	2043	211,045,000
Limited Tax Permanent Improvement and Refunding Bond 2024	Permanent Improvement & Refunding	4.000% to 5.000%	2024	2044	174,300,000
Limited Tax Permanent Improvement and Refunding Bond 2025	Permanent Improvement & Refunding	5.000% to 5.000%	2025	2045	220,280,000
Unlimited Tax Road and Refunding Bond 2015	Road Construction	2.000% to 5.000%	2015	2035	6,080,000
Unlimited Tax Road and Refunding Bond 2016	Road Construction	2.000% to 5.000%	2016	2028	7,795,000
Tax Notes, Series 2025	Permanent Improvement	5.000% to 5.000%	2025	2027	7,920,000
				Total:	<u>\$ 982,755,000</u>

**COLLIN COUNTY, TEXAS**  
Fund Summary for Commissioners Court Approved Expenditures Budgets  
September 30, 2025

	Annual Revised	Current Month	Actual	Variance - Actual			Revised Budget for	Variance - Actual
	Budget	Expenditures	Expenditures Year	YTD to Revised	Encumbrances	Available Balance	12 Months(1)	YTD to Revised
			to Date	Budget				Budget YTD
<b>General Fund</b>								
General Administration:								
County Judge:								
Salaries and benefits	\$ 241,101.00	\$ 28,253.53	\$ 240,691.42	\$ 409.58	\$ -	\$ 409.58	\$ 241,101.00	\$ 409.58
Training and travel	11,000.00	1,675.40	7,208.39	3,791.61	-	3,791.61	11,000.00	3,791.61
Maintenance and operating	5,300.00	1,204.64	3,514.58	1,785.42	-	1,785.42	5,300.00	1,785.42
	<u>257,401.00</u>	<u>31,133.57</u>	<u>251,414.39</u>	<u>5,986.61</u>	<u>-</u>	<u>5,986.61</u>	<u>257,401.00</u>	<u>5,986.61</u>
Commissioners Court:								
Commissioners Court Precinct 1:								
Salaries and benefits	210,968.00	24,682.64	211,294.20	(326.20)	-	(326.20)	210,968.00	(326.20)
Training and travel	11,160.00	-	4,951.25	6,208.75	-	6,208.75	11,160.00	6,208.75
Maintenance and operating	1,100.00	48.15	874.70	225.30	-	225.30	1,100.00	225.30
	<u>223,228.00</u>	<u>24,730.79</u>	<u>217,120.15</u>	<u>6,107.85</u>	<u>-</u>	<u>6,107.85</u>	<u>223,228.00</u>	<u>6,107.85</u>
Commissioners Court Precinct 2:								
Salaries and benefits	210,968.00	24,706.56	211,511.52	(543.52)	-	(543.52)	210,968.00	(543.52)
Training and travel	9,900.00	-	3,302.51	6,597.49	-	6,597.49	9,900.00	6,597.49
Maintenance and operating	800.00	-	57.34	742.66	-	742.66	800.00	742.66
	<u>221,668.00</u>	<u>24,706.56</u>	<u>214,871.37</u>	<u>6,796.63</u>	<u>-</u>	<u>6,796.63</u>	<u>221,668.00</u>	<u>6,796.63</u>
Commissioners Court Precinct 3:								
Salaries and benefits	210,968.00	24,650.74	211,051.90	(83.90)	-	(83.90)	210,968.00	(83.90)
Training and travel	9,900.00	345.96	3,674.00	6,226.00	-	6,226.00	9,900.00	6,226.00
Maintenance and operating	1,100.00	-	660.55	439.45	-	439.45	1,100.00	439.45
	<u>221,968.00</u>	<u>24,996.70</u>	<u>215,386.45</u>	<u>6,581.55</u>	<u>-</u>	<u>6,581.55</u>	<u>221,968.00</u>	<u>6,581.55</u>
Commissioners Court Precinct 4:								
Salaries and benefits	210,968.00	24,702.15	211,466.02	(498.02)	-	(498.02)	210,968.00	(498.02)
Training and travel	9,900.00	1,329.37	9,760.27	139.73	-	139.73	9,900.00	139.73
Maintenance and operating	1,500.00	128.46	1,204.23	295.77	-	295.77	1,500.00	295.77
	<u>222,368.00</u>	<u>26,159.98</u>	<u>222,430.52</u>	<u>(62.52)</u>	<u>-</u>	<u>(62.52)</u>	<u>222,368.00</u>	<u>(62.52)</u>
Total Commissioners Court	<u>889,232.00</u>	<u>100,594.03</u>	<u>869,808.49</u>	<u>19,423.51</u>	<u>-</u>	<u>19,423.51</u>	<u>889,232.00</u>	<u>19,423.51</u>
County Clerk:								
Salaries and benefits	3,234,297.00	354,454.28	2,996,133.03	238,163.97	-	238,163.97	3,234,297.00	238,163.97
Training and travel	48,800.00	5,291.13	29,807.05	18,992.95	-	18,992.95	48,800.00	18,992.95
Maintenance and operating	64,107.00	11,628.57	52,331.03	11,775.97	-	11,775.97	64,107.00	11,775.97
Capital	4,594,763.74	53,998.08	259,831.68	4,334,932.06	4,334,932.06	-	4,594,763.74	4,334,932.06
	<u>7,941,967.74</u>	<u>425,372.06</u>	<u>3,338,102.79</u>	<u>4,603,864.95</u>	<u>4,334,932.06</u>	<u>268,932.89</u>	<u>7,941,967.74</u>	<u>4,603,864.95</u>

(1) Commissioners Court adopts an annual budget; the comparison of actual YTD expenditures to a YTD budget is for analysis only.

**COLLIN COUNTY, TEXAS**

Fund Summary for Commissioners Court Approved Expenditures Budgets

September 30, 2025

	<u>Annual Revised</u>	<u>Current Month</u>	<u>Actual</u>	<u>Variance - Actual</u>			<u>Revised Budget for</u>	<u>Variance - Actual</u>
	<u>Budget</u>	<u>Expenditures</u>	<u>Expenditures Year</u>	<u>YTD to Revised</u>	<u>Encumbrances</u>	<u>Available Balance</u>	<u>12 Months(1)</u>	<u>YTD to Revised</u>
			<u>to Date</u>	<u>Budget</u>				<u>Budget YTD</u>
Support Services:								
Salaries and benefits	269,391.00	36,648.69	269,489.95	(98.95)	-	(98.95)	269,391.00	(98.95)
Maintenance and operating	1,891,650.00	269,771.17	1,555,423.39	336,226.61	100,000.00	236,226.61	1,891,650.00	336,226.61
	<u>2,161,041.00</u>	<u>306,419.86</u>	<u>1,824,913.34</u>	<u>336,127.66</u>	<u>100,000.00</u>	<u>236,127.66</u>	<u>2,161,041.00</u>	<u>336,127.66</u>
Human Resources:								
Salaries and benefits	3,176,676.00	403,450.24	3,026,124.81	150,551.19	-	150,551.19	3,176,676.00	150,551.19
Training and travel	50,800.00	20,335.95	32,160.12	18,639.88	6,000.00	12,639.88	50,800.00	18,639.88
Maintenance and operating	191,913.65	16,829.42	126,593.14	65,320.51	4,437.33	60,883.18	191,913.65	65,320.51
Capital	278,740.00	-	26,350.97	252,389.03	252,389.03	-	278,740.00	252,389.03
	<u>3,698,129.65</u>	<u>440,615.61</u>	<u>3,211,229.04</u>	<u>486,900.61</u>	<u>262,826.36</u>	<u>224,074.25</u>	<u>3,698,129.65</u>	<u>486,900.61</u>
Human Resources - Civil Services:								
Salaries and benefits	114,024.00	13,076.71	114,327.25	(303.25)	-	(303.25)	114,024.00	(303.25)
Training and travel	1,500.00	-	-	1,500.00	-	1,500.00	1,500.00	1,500.00
Maintenance and operating	10,500.00	57.39	480.34	10,019.66	-	10,019.66	10,500.00	10,019.66
	<u>126,024.00</u>	<u>13,134.10</u>	<u>114,807.59</u>	<u>11,216.41</u>	<u>-</u>	<u>11,216.41</u>	<u>126,024.00</u>	<u>11,216.41</u>
Veterans' Service Officer:								
Salaries and benefits	342,503.00	39,521.08	343,368.03	(865.03)	-	(865.03)	342,503.00	(865.03)
Training and travel	12,150.00	-	2,024.02	10,125.98	-	10,125.98	12,150.00	10,125.98
Maintenance and operating	1,721.00	165.44	682.97	1,038.03	-	1,038.03	1,721.00	1,038.03
	<u>356,374.00</u>	<u>39,686.52</u>	<u>346,075.02</u>	<u>10,298.98</u>	<u>-</u>	<u>10,298.98</u>	<u>356,374.00</u>	<u>10,298.98</u>
Non-Departmental:								
Salaries and benefits	539,470.59	46,954.05	391,016.34	148,454.25	-	148,454.25	539,470.59	148,454.25
Training and travel	35,000.00	-	7,398.68	27,601.32	-	27,601.32	35,000.00	27,601.32
Maintenance and operating	27,941,988.16	487,013.84	15,447,589.08	12,494,399.08	12,284,284.49	210,114.59	27,941,988.16	12,494,399.08
Capital	304,299.64	4,253.15	156,166.13	148,133.51	148,133.51	-	304,299.64	148,133.51
	<u>28,820,758.39</u>	<u>538,221.04</u>	<u>16,002,170.23</u>	<u>12,818,588.16</u>	<u>12,432,418.00</u>	<u>386,170.16</u>	<u>28,820,758.39</u>	<u>12,818,588.16</u>
Non-Departmental Capital Replacement:								
Maintenance and operating	1,260,363.46	71,799.21	379,343.55	881,019.91	880,959.91	60.00	1,260,363.46	881,019.91
Capital	600,076.47	75,919.11	238,265.38	361,811.09	361,811.09	-	600,076.47	361,811.09
	<u>1,860,439.93</u>	<u>147,718.32</u>	<u>617,608.93</u>	<u>1,242,831.00</u>	<u>1,242,771.00</u>	<u>60.00</u>	<u>1,860,439.93</u>	<u>1,242,831.00</u>

(1) Commissioners Court adopts an annual budget; the comparison of actual YTD expenditures to a YTD budget is for analysis only.

**COLLIN COUNTY, TEXAS**  
Fund Summary for Commissioners Court Approved Expenditures Budgets  
September 30, 2025

	Annual Revised	Current Month	Actual	Variance - Actual	Encumbrances	Available Balance	Revised Budget for	Variance - Actual
	Budget	Expenditures	Expenditures Year to Date	YTD to Revised Budget			12 Months(1)	YTD to Revised Budget YTD
<b>Administrative Services:</b>								
Salaries and benefits	1,562,645.00	188,901.93	1,552,476.92	10,168.08	-	10,168.08	1,562,645.00	10,168.08
Training and travel	25,700.00	2,922.90	9,363.09	16,336.91	-	16,336.91	25,700.00	16,336.91
Maintenance and operating	5,000.72	-	1,993.60	3,007.12	750.72	2,256.40	5,000.72	3,007.12
Capital	20,184.00	-	20,048.27	135.73	135.73	(0.00)	20,184.00	135.73
	<u>1,613,529.72</u>	<u>191,824.83</u>	<u>1,583,881.88</u>	<u>29,647.84</u>	<u>886.45</u>	<u>28,761.39</u>	<u>1,613,529.72</u>	<u>29,647.84</u>
<b>Risk Management:</b>								
Salaries and benefits	247,622.00	28,564.33	247,983.01	(361.01)	-	(361.01)	247,622.00	(361.01)
Training and travel	4,880.00	-	37.80	4,842.20	-	4,842.20	4,880.00	4,842.20
Maintenance and operating	2,616,590.00	450.39	2,582,025.54	34,564.46	-	34,564.46	2,616,590.00	34,564.46
	<u>2,869,092.00</u>	<u>29,014.72</u>	<u>2,830,046.35</u>	<u>39,045.65</u>	<u>-</u>	<u>39,045.65</u>	<u>2,869,092.00</u>	<u>39,045.65</u>
<b>Information Technology:</b>								
Salaries and benefits	9,219,429.00	1,278,973.64	9,010,539.63	208,889.37	-	208,889.37	9,219,429.00	208,889.37
Training and travel	199,698.00	6,099.35	105,090.70	94,607.30	-	94,607.30	199,698.00	94,607.30
Maintenance and operating	2,091,283.80	141,203.10	975,189.83	1,116,093.97	835,474.95	280,619.02	2,091,283.80	1,116,093.97
Capital	5,208,656.41	191,787.40	2,947,755.85	2,260,900.56	2,260,898.16	2.40	5,208,656.41	2,260,900.56
	<u>16,719,067.21</u>	<u>1,618,063.49</u>	<u>13,038,576.01</u>	<u>3,680,491.20</u>	<u>3,096,373.11</u>	<u>584,118.09</u>	<u>16,719,067.21</u>	<u>3,680,491.20</u>
<b>Elections:</b>								
Salaries and benefits	2,484,184.00	262,233.73	4,167,256.96	(1,683,072.96)	-	(1,683,072.96)	2,484,184.00	(1,683,072.96)
Training and travel	15,000.00	2,956.00	11,316.69	3,683.31	-	3,683.31	15,000.00	3,683.31
Maintenance and operating	789,136.00	111,371.02	714,178.36	74,957.64	15,187.34	59,770.30	789,136.00	74,957.64
Capital	1,042,436.00	1,042,436.00	1,042,436.00	-	-	-	1,042,436.00	(0.00)
	<u>4,330,756.00</u>	<u>1,418,996.75</u>	<u>5,935,188.01</u>	<u>(1,604,432.01)</u>	<u>15,187.34</u>	<u>(1,619,619.35)</u>	<u>4,330,756.00</u>	<u>(1,604,432.01)</u>
<b>Passport:</b>								
Salaries and benefits	335,033.36	35,380.54	325,399.44	9,633.92	-	9,633.92	335,033.36	9,633.92
Maintenance and operating	20,273.64	-	12,825.68	7,447.96	-	7,447.96	20,273.64	7,447.96
	<u>355,307.00</u>	<u>35,380.54</u>	<u>338,225.12</u>	<u>17,081.88</u>	<u>-</u>	<u>17,081.88</u>	<u>355,307.00</u>	<u>17,081.88</u>
<b>Records:</b>								
Maintenance and operating	2,820,520.18	988,034.14	1,704,034.10	1,116,486.08	1,116,486.08	-	2,820,520.18	1,116,486.08
	<u>2,820,520.18</u>	<u>988,034.14</u>	<u>1,704,034.10</u>	<u>1,116,486.08</u>	<u>1,116,486.08</u>	<u>-</u>	<u>2,820,520.18</u>	<u>1,116,486.08</u>
<b>Telecommunications:</b>								
Capital	498,513.31	-	-	498,513.31	498,513.31	-	498,513.31	498,513.31
	<u>498,513.31</u>	<u>-</u>	<u>-</u>	<u>498,513.31</u>	<u>498,513.31</u>	<u>-</u>	<u>498,513.31</u>	<u>498,513.31</u>
<b>Total General Administration</b>	<u>75,318,153.13</u>	<u>6,324,209.58</u>	<u>52,006,081.29</u>	<u>23,312,071.84</u>	<u>23,100,393.71</u>	<u>211,678.13</u>	<u>75,318,153.13</u>	<u>23,312,071.84</u>

(1) Commissioners Court adopts an annual budget; the comparison of actual YTD expenditures to a YTD budget is for analysis only.

**COLLIN COUNTY, TEXAS**  
Fund Summary for Commissioners Court Approved Expenditures Budgets  
September 30, 2025

	<u>Annual Revised</u>	<u>Current Month</u>	<u>Actual</u>	<u>Variance - Actual</u>			<u>Revised Budget for</u>	<u>Variance - Actual</u>
	<u>Budget</u>	<u>Expenditures</u>	<u>Expenditures Year</u>	<u>YTD to Revised</u>	<u>Encumbrances</u>	<u>Available Balance</u>	<u>12 Months(1)</u>	<u>YTD to Revised</u>
			<u>to Date</u>	<u>Budget</u>				<u>Budget YTD</u>
<b>Judicial:</b>								
Administrative Services - Magistrate Department:								
Salaries and benefits	790,789.00	54,876.38	815,000.43	(24,211.43)	-	(24,211.43)	790,789.00	(24,211.43)
Training and travel	2,584.00	-	10.00	2,574.00	-	2,574.00	2,584.00	2,574.00
Maintenance and operating	87,609.00	12,996.53	75,535.66	12,073.34	-	12,073.34	87,609.00	12,073.34
	<u>880,982.00</u>	<u>67,872.91</u>	<u>890,546.09</u>	<u>(9,564.09)</u>	<u>-</u>	<u>(9,564.09)</u>	<u>880,982.00</u>	<u>(9,564.09)</u>
County Court Probate:								
Salaries and benefits	618,534.00	91,448.43	618,436.44	97.56	-	97.56	618,534.00	97.56
Training and travel	18,270.00	3,424.10	10,024.92	8,245.08	-	8,245.08	18,270.00	8,245.08
Maintenance and operating	461,894.00	117,508.80	401,040.26	60,853.74	-	60,853.74	461,894.00	60,853.74
	<u>1,098,698.00</u>	<u>212,381.33</u>	<u>1,029,501.62</u>	<u>69,196.38</u>	<u>-</u>	<u>69,196.38</u>	<u>1,098,698.00</u>	<u>69,196.38</u>
County Courts-at-Law:								
County Courts-at-Law combined:								
Salaries and benefits	-	302.14	302.14	(302.14)	-	(302.14)	-	(302.14)
Training and travel	-	-	-	-	-	-	-	-
Maintenance and operating	127,000.00	18,179.44	88,971.09	38,028.91	-	38,028.91	127,000.00	38,028.91
	<u>127,000.00</u>	<u>18,481.58</u>	<u>89,273.23</u>	<u>37,726.77</u>	<u>-</u>	<u>37,726.77</u>	<u>127,000.00</u>	<u>37,726.77</u>
County Court-at-Law I:								
Salaries and benefits	722,449.00	99,796.01	724,798.27	(2,349.27)	-	(2,349.27)	722,449.00	(2,349.27)
Training and travel	7,503.00	-	1,782.34	5,720.66	-	5,720.66	7,503.00	5,720.66
Maintenance and operating	3,746.00	122.00	1,228.63	2,517.37	446.00	2,071.37	3,746.00	2,517.37
	<u>733,698.00</u>	<u>99,918.01</u>	<u>727,809.24</u>	<u>5,888.76</u>	<u>446.00</u>	<u>5,442.76</u>	<u>733,698.00</u>	<u>5,888.76</u>
County Court-at-Law II:								
Salaries and benefits	754,810.00	110,227.79	757,231.66	(2,421.66)	-	(2,421.66)	754,810.00	(2,421.66)
Training and travel	5,150.00	2,126.52	3,956.37	1,193.63	-	1,193.63	5,150.00	1,193.63
Maintenance and operating	3,873.00	64.71	1,639.53	2,233.47	-	2,233.47	3,873.00	2,233.47
	<u>763,833.00</u>	<u>112,419.02</u>	<u>762,827.56</u>	<u>1,005.44</u>	<u>-</u>	<u>1,005.44</u>	<u>763,833.00</u>	<u>1,005.44</u>
County Court-at-Law III:								
Salaries and benefits	740,585.00	104,690.15	725,589.20	14,995.80	-	14,995.80	740,585.00	14,995.80
Training and travel	6,291.00	(1,202.56)	1,856.22	4,434.78	-	4,434.78	6,291.00	4,434.78
Maintenance and operating	3,896.00	-	3,109.53	786.47	-	786.47	3,896.00	786.47
	<u>750,772.00</u>	<u>103,487.59</u>	<u>730,554.95</u>	<u>20,217.05</u>	<u>-</u>	<u>20,217.05</u>	<u>750,772.00</u>	<u>20,217.05</u>

(1) Commissioners Court adopts an annual budget; the comparison of actual YTD expenditures to a YTD budget is for analysis only.

**COLLIN COUNTY, TEXAS**  
Fund Summary for Commissioners Court Approved Expenditures Budgets  
September 30, 2025

	Annual Revised	Current Month	Actual	Variance - Actual			Revised Budget for	Variance - Actual
	Budget	Expenditures	Expenditures Year	YTD to Revised	Encumbrances	Available Balance	12 Months(1)	YTD to Revised
			to Date	Budget				Budget YTD
County Court-at-Law No. IV:								
Salaries and benefits	754,106.00	109,671.51	755,309.69	(1,203.69)	-	(1,203.69)	754,106.00	(1,203.69)
Training and travel	6,500.00	1,530.84	3,721.38	2,778.62	-	2,778.62	6,500.00	2,778.62
Maintenance and operating	4,039.00	1,116.90	2,872.52	1,166.48	-	1,166.48	4,039.00	1,166.48
	<u>764,645.00</u>	<u>112,319.25</u>	<u>761,903.59</u>	<u>2,741.41</u>	<u>-</u>	<u>2,741.41</u>	<u>764,645.00</u>	<u>2,741.41</u>
County Court-at-Law V:								
Salaries and benefits	708,658.00	103,067.07	705,124.87	3,533.13	-	3,533.13	708,658.00	3,533.13
Training and travel	6,720.00	821.42	2,265.14	4,454.86	-	4,454.86	6,720.00	4,454.86
Maintenance and operating	3,903.00	5.64	2,882.65	1,020.35	-	1,020.35	3,903.00	1,020.35
	<u>719,281.00</u>	<u>103,894.13</u>	<u>710,272.66</u>	<u>9,008.34</u>	<u>-</u>	<u>9,008.34</u>	<u>719,281.00</u>	<u>9,008.34</u>
County Court-at-Law VI:								
Salaries and benefits	723,333.00	94,510.10	727,387.31	(4,054.31)	-	(4,054.31)	723,333.00	(4,054.31)
Training and travel	6,870.00	-	4,112.11	2,757.89	-	2,757.89	6,870.00	2,757.89
Maintenance and operating	2,430.00	796.11	1,581.95	848.05	-	848.05	2,430.00	848.05
	<u>732,633.00</u>	<u>95,306.21</u>	<u>733,081.37</u>	<u>(448.37)</u>	<u>-</u>	<u>(448.37)</u>	<u>732,633.00</u>	<u>(448.37)</u>
County Court-at-Law VII:								
Salaries and benefits	727,649.00	92,136.88	751,853.48	(24,204.48)	-	(24,204.48)	727,649.00	(24,204.48)
Training and travel	7,200.00	1,613.54	4,280.42	2,919.58	-	2,919.58	7,200.00	2,919.58
Maintenance and operating	3,304.00	103.14	1,510.57	1,793.43	-	1,793.43	3,304.00	1,793.43
	<u>738,153.00</u>	<u>93,853.56</u>	<u>757,644.47</u>	<u>(19,491.47)</u>	<u>-</u>	<u>(19,491.47)</u>	<u>738,153.00</u>	<u>(19,491.47)</u>
Total County Courts-at-Law	<u>5,330,015.00</u>	<u>739,679.35</u>	<u>5,273,367.07</u>	<u>56,647.93</u>	<u>446.00</u>	<u>56,201.93</u>	<u>5,330,015.00</u>	<u>56,647.93</u>
County Court-at-Law Clerks:								
Salaries and benefits	3,381,347.00	393,501.41	3,198,835.56	182,511.44	-	182,511.44	3,381,347.00	182,511.44
Training and travel	21,555.00	2,328.64	14,815.26	6,739.74	-	6,739.74	21,555.00	6,739.74
Maintenance and operating	19,239.00	1,050.78	10,633.01	8,605.99	-	8,605.99	19,239.00	8,605.99
Capital	10,995.00	-	10,904.79	90.21	-	90.21	10,995.00	90.21
	<u>3,433,136.00</u>	<u>396,880.83</u>	<u>3,235,188.62</u>	<u>197,947.38</u>	<u>-</u>	<u>197,947.38</u>	<u>3,433,136.00</u>	<u>197,947.38</u>
County Clerks - Probate/Mental:								
Salaries and benefits	665,561.00	68,521.49	590,570.01	74,990.99	-	74,990.99	665,561.00	74,990.99
Training and travel	7,700.00	1,175.36	3,945.20	3,754.80	-	3,754.80	7,700.00	3,754.80
Maintenance and operating	24,338.00	-	12,484.26	11,853.74	-	11,853.74	24,338.00	11,853.74
	<u>697,599.00</u>	<u>69,696.85</u>	<u>606,999.47</u>	<u>90,599.53</u>	<u>-</u>	<u>90,599.53</u>	<u>697,599.00</u>	<u>90,599.53</u>

(1) Commissioners Court adopts an annual budget; the comparison of actual YTD expenditures to a YTD budget is for analysis only.

**COLLIN COUNTY, TEXAS**  
Fund Summary for Commissioners Court Approved Expenditures Budgets  
September 30, 2025

	<u>Annual Revised</u>	<u>Current Month</u>	<u>Actual</u>	<u>Variance - Actual</u>			<u>Revised Budget for</u>	<u>Variance - Actual</u>
	<u>Budget</u>	<u>Expenditures</u>	<u>Expenditures Year</u>	<u>YTD to Revised</u>	<u>Encumbrances</u>	<u>Available Balance</u>	<u>12 Months(1)</u>	<u>YTD to Revised</u>
			<u>to Date</u>	<u>Budget</u>				<u>Budget YTD</u>
District Courts:								
District Courts Combined:								
Salaries and benefits	1,031,550.00	147,716.40	1,028,892.18	2,657.82	-	2,657.82	1,031,550.00	2,657.82
Training and travel	16,215.00	2,014.01	15,899.59	315.41	-	315.41	16,215.00	315.41
Maintenance and operating	373,815.60	47,843.99	232,553.19	141,262.41	8,756.60	132,505.81	373,815.60	141,262.41
	<u>1,421,580.60</u>	<u>197,574.40</u>	<u>1,277,344.96</u>	<u>144,235.64</u>	<u>8,756.60</u>	<u>135,479.04</u>	<u>1,421,580.60</u>	<u>144,235.64</u>
199th District Court:								
Salaries and benefits	494,241.00	58,909.29	495,561.04	(1,320.04)	-	(1,320.04)	494,241.00	(1,320.04)
Training and travel	6,558.00	-	6,405.51	152.49	-	152.49	6,558.00	152.49
Maintenance and operating	4,743.58	-	3,258.93	1,484.65	-	1,484.65	4,743.58	1,484.65
	<u>505,542.58</u>	<u>58,909.29</u>	<u>505,225.48</u>	<u>317.10</u>	<u>-</u>	<u>317.10</u>	<u>505,542.58</u>	<u>317.10</u>
219th District Court:								
Salaries and benefits	514,175.00	70,924.48	483,141.79	31,033.21	-	31,033.21	514,175.00	31,033.21
Training and travel	7,300.00	-	3,118.80	4,181.20	-	4,181.20	7,300.00	4,181.20
Maintenance and operating	3,630.00	-	3,255.68	374.32	-	374.32	3,630.00	374.32
	<u>525,105.00</u>	<u>70,924.48</u>	<u>489,516.27</u>	<u>35,588.73</u>	<u>-</u>	<u>35,588.73</u>	<u>525,105.00</u>	<u>35,588.73</u>
296th District Court:								
Salaries and benefits	488,568.00	73,332.80	487,046.27	1,521.73	-	1,521.73	488,568.00	1,521.73
Training and travel	7,280.00	-	2,217.85	5,062.15	-	5,062.15	7,280.00	5,062.15
Maintenance and operating	3,781.99	593.86	3,192.39	589.60	-	589.60	3,781.99	589.60
	<u>499,629.99</u>	<u>73,926.66</u>	<u>492,456.51</u>	<u>7,173.48</u>	<u>-</u>	<u>7,173.48</u>	<u>499,629.99</u>	<u>7,173.48</u>
366th District Court:								
Salaries and benefits	546,160.00	99,456.64	545,321.09	838.91	-	838.91	546,160.00	838.91
Training and travel	7,920.00	2,261.94	5,339.91	2,580.09	-	2,580.09	7,920.00	2,580.09
Maintenance and operating	4,972.00	-	3,775.00	1,197.00	940.37	256.63	4,972.00	1,197.00
	<u>559,052.00</u>	<u>101,718.58</u>	<u>554,436.00</u>	<u>4,616.00</u>	<u>940.37</u>	<u>3,675.63</u>	<u>559,052.00</u>	<u>4,616.00</u>
380th District Court:								
Salaries and benefits	530,422.00	88,304.81	534,367.94	(3,945.94)	-	(3,945.94)	530,422.00	(3,945.94)
Training and travel	7,600.00	1,518.83	3,538.04	4,061.96	-	4,061.96	7,600.00	4,061.96
Maintenance and operating	3,364.00	169.36	1,891.78	1,472.22	-	1,472.22	3,364.00	1,472.22
	<u>541,386.00</u>	<u>89,993.00</u>	<u>539,797.76</u>	<u>1,588.24</u>	<u>-</u>	<u>1,588.24</u>	<u>541,386.00</u>	<u>1,588.24</u>

(1) Commissioners Court adopts an annual budget; the comparison of actual YTD expenditures to a YTD budget is for analysis only.

**COLLIN COUNTY, TEXAS**  
Fund Summary for Commissioners Court Approved Expenditures Budgets  
September 30, 2025

	Annual Revised	Current Month	Actual	Variance - Actual			Revised Budget for	Variance - Actual
	Budget	Expenditures	Expenditures Year	YTD to Revised	Encumbrances	Available Balance	12 Months(1)	YTD to Revised
			to Date	Budget				Budget YTD
<b>401st District Court:</b>								
Salaries and benefits	509,631.00	65,810.66	502,588.18	7,042.82	-	7,042.82	509,631.00	7,042.82
Training and travel	8,145.00	4,121.52	6,372.10	1,772.90	-	1,772.90	8,145.00	1,772.90
Maintenance and operating	9,742.00	760.13	9,542.84	199.16	144.74	54.42	9,742.00	199.16
	<u>527,518.00</u>	<u>70,692.31</u>	<u>518,503.12</u>	<u>9,014.88</u>	<u>144.74</u>	<u>8,870.14</u>	<u>527,518.00</u>	<u>9,014.88</u>
<b>416th District Court:</b>								
Salaries and benefits	476,463.00	69,167.64	494,855.79	(18,392.79)	-	(18,392.79)	476,463.00	(18,392.79)
Training and travel	8,015.00	1,599.13	8,018.40	(3.40)	-	(3.40)	8,015.00	(3.40)
Maintenance and operating	2,328.00	(360.38)	2,131.22	196.78	-	196.78	2,328.00	196.78
	<u>486,806.00</u>	<u>70,406.39</u>	<u>505,005.41</u>	<u>(18,199.41)</u>	<u>-</u>	<u>(18,199.41)</u>	<u>486,806.00</u>	<u>(18,199.41)</u>
<b>417th District Court:</b>								
Salaries and benefits	553,366.00	101,672.16	554,810.01	(1,444.01)	-	(1,444.01)	553,366.00	(1,444.01)
Training and travel	7,585.00	483.93	7,504.14	80.86	-	80.86	7,585.00	80.86
Maintenance and operating	4,389.00	555.19	2,896.72	1,492.28	-	1,492.28	4,389.00	1,492.28
	<u>565,340.00</u>	<u>102,711.28</u>	<u>565,210.87</u>	<u>129.13</u>	<u>-</u>	<u>129.13</u>	<u>565,340.00</u>	<u>129.13</u>
<b>429th District Court:</b>								
Salaries and benefits	509,241.00	69,916.53	508,061.92	1,179.08	-	1,179.08	509,241.00	1,179.08
Training and travel	6,280.00	2,046.22	4,227.74	2,052.26	-	2,052.26	6,280.00	2,052.26
Maintenance and operating	7,014.00	420.81	3,835.70	3,178.30	1,891.00	1,287.30	7,014.00	3,178.30
	<u>522,535.00</u>	<u>72,383.56</u>	<u>516,125.36</u>	<u>6,409.64</u>	<u>1,891.00</u>	<u>4,518.64</u>	<u>522,535.00</u>	<u>6,409.64</u>
<b>468th Family District Court:</b>								
Salaries and benefits	527,507.00	63,225.67	536,645.92	(9,138.92)	-	(9,138.92)	527,507.00	(9,138.92)
Training and travel	9,700.00	(71.62)	8,225.26	1,474.74	-	1,474.74	9,700.00	1,474.74
Maintenance and operating	4,920.00	838.56	2,979.25	1,940.75	203.35	1,737.40	4,920.00	1,940.75
	<u>542,127.00</u>	<u>63,992.61</u>	<u>547,850.43</u>	<u>(5,723.43)</u>	<u>203.35</u>	<u>(5,926.78)</u>	<u>542,127.00</u>	<u>(5,723.43)</u>
<b>469th District Court:</b>								
Salaries and benefits	504,958.00	69,549.95	507,374.04	(2,416.04)	-	(2,416.04)	504,958.00	(2,416.04)
Training and travel	4,100.00	-	2,887.77	1,212.23	-	1,212.23	4,100.00	1,212.23
Maintenance and operating	8,068.28	1,610.33	4,405.67	3,662.61	-	3,662.61	8,068.28	3,662.61
	<u>517,126.28</u>	<u>71,160.28</u>	<u>514,667.48</u>	<u>2,458.80</u>	<u>-</u>	<u>2,458.80</u>	<u>517,126.28</u>	<u>2,458.80</u>
<b>470th District Court:</b>								
Salaries and benefits	502,881.00	69,091.18	504,867.48	(1,986.48)	-	(1,986.48)	502,881.00	(1,986.48)
Training and travel	7,232.00	(170.37)	5,347.79	1,884.21	-	1,884.21	7,232.00	1,884.21
Maintenance and operating	6,115.00	1,113.54	2,224.26	3,890.74	-	3,890.74	6,115.00	3,890.74
	<u>516,228.00</u>	<u>70,034.35</u>	<u>512,439.53</u>	<u>3,788.47</u>	<u>-</u>	<u>3,788.47</u>	<u>516,228.00</u>	<u>3,788.47</u>

(1) Commissioners Court adopts an annual budget; the comparison of actual YTD expenditures to a YTD budget is for analysis only.

**COLLIN COUNTY, TEXAS**  
Fund Summary for Commissioners Court Approved Expenditures Budgets  
September 30, 2025

	Annual Revised	Current Month	Actual	Variance - Actual			Revised Budget for	Variance - Actual
	Budget	Expenditures	Expenditures Year	YTD to Revised	Encumbrances	Available Balance	12 Months(1)	YTD to Revised
			to Date	Budget				Budget YTD
471st Civil Court								
Salaries and benefits	484,053.00	65,226.80	477,157.88	6,895.12	-	6,895.12	484,053.00	6,895.12
Training and travel	9,300.00	1,611.53	3,848.95	5,451.05	-	5,451.05	9,300.00	5,451.05
Maintenance and operating	6,240.00	235.15	2,990.90	3,249.10	862.56	2,386.54	6,240.00	3,249.10
	<u>499,593.00</u>	<u>67,073.48</u>	<u>483,997.73</u>	<u>15,595.27</u>	<u>862.56</u>	<u>14,732.71</u>	<u>499,593.00</u>	<u>15,595.27</u>
493rd Civil Court								
Salaries and benefits	455,682.00	38,076.84	442,523.55	13,158.45	-	13,158.45	455,682.00	13,158.45
Training and travel	8,482.00	372.68	7,091.46	1,390.54	-	1,390.54	8,482.00	1,390.54
Maintenance and operating	11,694.56	518.00	7,812.90	3,881.66	2,732.00	1,149.66	11,694.56	3,881.66
Capital	6,050.00	-	-	6,050.00	6,050.00	-	6,050.00	6,050.00
	<u>481,908.56</u>	<u>38,967.52</u>	<u>457,427.91</u>	<u>24,480.65</u>	<u>8,782.00</u>	<u>15,698.65</u>	<u>481,908.56</u>	<u>24,480.65</u>
494th Family District Court								
Salaries and benefits	427,275.00	53,692.54	429,279.73	(2,004.73)	-	(2,004.73)	427,275.00	(2,004.73)
Training and travel	8,335.00	1,789.73	5,694.46	2,640.54	-	2,640.54	8,335.00	2,640.54
Maintenance and operating	83,650.31	340.33	41,975.93	41,674.38	6,050.00	35,624.38	83,650.31	41,674.38
Capital	27,614.00	5,298.00	7,758.08	19,855.92	19,855.92	-	27,614.00	19,855.92
	<u>546,874.31</u>	<u>61,120.60</u>	<u>484,708.20</u>	<u>62,166.11</u>	<u>25,905.92</u>	<u>36,260.19</u>	<u>546,874.31</u>	<u>62,166.11</u>
Total District Courts	<u>9,258,352.32</u>	<u>1,281,588.79</u>	<u>8,964,713.02</u>	<u>293,639.30</u>	<u>47,486.54</u>	<u>246,152.76</u>	<u>9,258,352.32</u>	<u>293,639.30</u>
District Clerk:								
Salaries and benefits	7,677,861.00	885,928.70	7,470,087.71	207,773.29	-	207,773.29	7,677,861.00	207,773.29
Training and travel	33,500.00	3,831.19	28,787.44	4,712.56	-	4,712.56	33,500.00	4,712.56
Maintenance and operating	420,214.00	69,934.70	131,383.63	288,830.37	8,493.30	280,337.07	420,214.00	288,830.37
Capital	73,571.38	-	17,278.91	56,292.47	56,292.47	-	73,571.38	56,292.47
	<u>8,205,146.38</u>	<u>959,694.59</u>	<u>7,647,537.69</u>	<u>557,608.69</u>	<u>64,785.77</u>	<u>492,822.92</u>	<u>8,205,146.38</u>	<u>557,608.69</u>
District Clerk Document Preservation:								
Maintenance and operating	499,925.00	-	-	499,925.00	100,000.00	399,925.00	499,925.00	499,925.00
	<u>499,925.00</u>	<u>-</u>	<u>-</u>	<u>499,925.00</u>	<u>100,000.00</u>	<u>399,925.00</u>	<u>499,925.00</u>	<u>499,925.00</u>
District Clerk - Magistrate								
Salaries and benefits	79,360.00	44,408.06	58,147.17	21,212.83	-	21,212.83	79,360.00	21,212.83
	<u>79,360.00</u>	<u>44,408.06</u>	<u>58,147.17</u>	<u>21,212.83</u>	<u>-</u>	<u>21,212.83</u>	<u>79,360.00</u>	<u>21,212.83</u>
Jury Services - District Clerk:								
Salaries and benefits	351,704.00	45,640.71	345,806.03	5,897.97	-	5,897.97	351,704.00	5,897.97
Training and travel	9,000.00	418.18	5,099.13	3,900.87	-	3,900.87	9,000.00	3,900.87
Maintenance and operating	873,834.00	110,956.00	793,523.93	80,310.07	-	80,310.07	873,834.00	80,310.07
Capital	229,656.58	2,694.72	14,237.57	215,419.01	215,419.01	-	229,656.58	215,419.01
	<u>1,464,194.58</u>	<u>159,709.61</u>	<u>1,158,666.66</u>	<u>305,527.92</u>	<u>215,419.01</u>	<u>90,108.91</u>	<u>1,464,194.58</u>	<u>305,527.92</u>

(1) Commissioners Court adopts an annual budget; the comparison of actual YTD expenditures to a YTD budget is for analysis only.



**COLLIN COUNTY, TEXAS**  
Fund Summary for Commissioners Court Approved Expenditures Budgets  
September 30, 2025

	<u>Annual Revised</u>	<u>Current Month</u>	<u>Actual</u>	<u>Variance - Actual</u>			<u>Revised Budget for</u>	<u>Variance - Actual</u>
	<u>Budget</u>	<u>Expenditures</u>	<u>Expenditures Year</u>	<u>YTD to Revised</u>	<u>Encumbrances</u>	<u>Available Balance</u>	<u>12 Months(1)</u>	<u>YTD to Revised</u>
			<u>to Date</u>	<u>Budget</u>				<u>Budget YTD</u>
<b>Budget Director:</b>								
Salaries and benefits	1,070,577.00	146,499.16	1,070,786.71	(209.71)	-	(209.71)	1,070,577.00	(209.71)
Training and travel	17,600.00	3,862.94	14,105.12	3,494.88	-	3,494.88	17,600.00	3,494.88
Maintenance and operating	1,000.00	32.15	912.44	87.56	-	87.56	1,000.00	87.56
	<u>1,089,177.00</u>	<u>150,394.25</u>	<u>1,085,804.27</u>	<u>3,372.73</u>	<u>-</u>	<u>3,372.73</u>	<u>1,089,177.00</u>	<u>3,372.73</u>
<b>County Court-at-Law Clerks</b>								
<b>- Collection:</b>								
Salaries and benefits	422,653.00	55,015.13	389,661.80	32,991.20	-	32,991.20	422,653.00	32,991.20
Training and travel	6,500.00	-	195.00	6,305.00	-	6,305.00	6,500.00	6,305.00
Maintenance and operating	9,766.00	506.80	4,016.52	5,749.48	-	5,749.48	9,766.00	5,749.48
	<u>438,919.00</u>	<u>55,521.93</u>	<u>393,873.32</u>	<u>45,045.68</u>	<u>-</u>	<u>45,045.68</u>	<u>438,919.00</u>	<u>45,045.68</u>
<b>Tax Assessor-Collector:</b>								
Salaries and benefits	8,797,252.00	1,004,578.45	8,074,263.51	722,988.49	-	722,988.49	8,797,252.00	722,988.49
Training and travel	24,500.00	414.78	22,663.88	1,836.12	-	1,836.12	24,500.00	1,836.12
Maintenance and operating	199,419.57	6,718.86	170,847.20	28,572.37	12,000.00	16,572.37	199,419.57	28,572.37
	<u>9,021,171.57</u>	<u>1,011,712.09</u>	<u>8,267,774.59</u>	<u>753,396.98</u>	<u>12,000.00</u>	<u>741,396.98</u>	<u>9,021,171.57</u>	<u>753,396.98</u>
<b>Treasury:</b>								
Salaries and benefits	611,748.00	72,811.54	600,116.39	11,631.61	-	11,631.61	611,748.00	11,631.61
Training and travel	10,700.00	-	2,322.84	8,377.16	-	8,377.16	10,700.00	8,377.16
Maintenance and operating	2,117.00	-	1,197.10	919.90	-	919.90	2,117.00	919.90
	<u>624,565.00</u>	<u>72,811.54</u>	<u>603,636.33</u>	<u>20,928.67</u>	<u>-</u>	<u>20,928.67</u>	<u>624,565.00</u>	<u>20,928.67</u>
<b>Tax Appraiser:</b>								
Maintenance and operating	2,586,623.00	616,533.00	2,466,132.00	120,491.00	-	120,491.00	2,586,623.00	120,491.00
<b>Purchasing Department:</b>								
Salaries and benefits	2,210,342.00	273,683.71	2,211,797.96	(1,455.96)	-	(1,455.96)	2,210,342.00	(1,455.96)
Training and travel	36,720.00	2,660.60	18,707.67	18,012.33	-	18,012.33	36,720.00	18,012.33
Maintenance and operating	8,521.93	835.03	7,340.47	1,181.46	588.73	592.73	8,521.93	1,181.46
	<u>2,255,583.93</u>	<u>277,179.34</u>	<u>2,237,846.10</u>	<u>17,737.83</u>	<u>588.73</u>	<u>17,149.10</u>	<u>2,255,583.93</u>	<u>17,737.83</u>
Total Financial Administration	<u>20,720,674.50</u>	<u>2,761,678.44</u>	<u>19,517,865.09</u>	<u>1,202,809.41</u>	<u>12,588.73</u>	<u>1,190,220.68</u>	<u>20,720,674.50</u>	<u>1,202,809.41</u>
<b>Legal:</b>								
<b>District Attorney:</b>								
Salaries and benefits	21,796,673.00	2,523,743.14	19,588,394.74	2,208,278.26	-	2,208,278.26	21,796,673.00	2,208,278.26
Training and travel	74,381.08	14,562.36	60,198.39	14,182.69	3,775.90	10,406.79	74,381.08	14,182.69
Maintenance and operating	504,277.48	91,499.57	514,821.23	(10,543.75)	10,000.00	(20,543.75)	504,277.48	(10,543.75)
Capital	101,178.00	-	101,178.00	-	-	-	101,178.00	-
	<u>22,476,509.56</u>	<u>2,629,805.07</u>	<u>20,264,592.36</u>	<u>2,211,917.20</u>	<u>13,775.90</u>	<u>2,198,141.30</u>	<u>22,476,509.56</u>	<u>2,211,917.20</u>

(1) Commissioners Court adopts an annual budget; the comparison of actual YTD expenditures to a YTD budget is for analysis only.

**COLLIN COUNTY, TEXAS**  
Fund Summary for Commissioners Court Approved Expenditures Budgets  
September 30, 2025

	<u>Annual Revised</u>	<u>Current Month</u>	<u>Actual</u>	<u>Variance - Actual</u>			<u>Revised Budget for</u>	<u>Variance - Actual</u>
	<u>Budget</u>	<u>Expenditures</u>	<u>Expenditures Year</u>	<u>YTD to Revised</u>	<u>Encumbrances</u>	<u>Available Balance</u>	<u>12 Months(1)</u>	<u>YTD to Revised</u>
			<u>to Date</u>	<u>Budget</u>				<u>Budget YTD</u>
Court-Appointed Prosecutor:								
Maintenance and operating	410,810.88	-	-	410,810.88	410,810.88	-	410,810.88	410,810.88
Total Legal	22,887,320.44	2,629,805.07	20,264,592.36	2,622,728.08	424,586.78	2,198,141.30	22,887,320.44	2,622,728.08
Public Facilities:								
Building Superintendent:								
Salaries and benefits	795,708.00	108,371.07	777,026.50	18,681.50	-	18,681.50	795,708.00	18,681.50
Training and travel	3,700.00	-	465.54	3,234.46	-	3,234.46	3,700.00	3,234.46
Maintenance and operating	1,439,163.00	87,036.09	1,396,124.81	43,038.19	22,250.00	20,788.19	1,439,163.00	43,038.19
Capital	828,231.22	-	-	828,231.22	828,231.22	-	828,231.22	828,231.22
	3,066,802.22	195,407.16	2,173,616.85	893,185.37	850,481.22	42,704.15	3,066,802.22	893,185.37
Facilities Management:								
Salaries and benefits	6,950,942.00	846,973.26	6,798,165.26	152,776.74	-	152,776.74	6,950,942.00	152,776.74
Training and travel	23,320.00	11,533.40	20,527.60	2,792.40	2,500.00	292.40	23,320.00	2,792.40
Maintenance and operating	6,893,219.71	1,386,089.04	6,708,840.51	184,379.20	139,763.49	44,615.71	6,893,219.71	184,379.20
Capital	312,300.00	219,816.28	219,816.28	92,483.72	92,483.72	-	312,300.00	92,483.72
	14,179,781.71	2,464,411.98	13,747,349.65	432,432.06	234,747.21	197,684.85	14,179,781.71	432,432.06
Courthouse Security:								
Maintenance and operating	69,430.00	-	32,292.38	37,137.62	-	37,137.62	69,430.00	37,137.62
Permanent Improvement:								
Maintenance and operating	1,113,870.81	21,030.80	208,888.85	904,981.96	904,981.96	-	1,113,870.81	904,981.96
Capital	15,006,558.52	888,335.33	2,769,232.19	12,237,326.33	12,237,326.33	-	15,006,558.52	12,237,326.33
	16,120,429.33	909,366.13	2,978,121.04	13,142,308.29	13,142,308.29	-	16,120,429.33	13,142,308.29
Total Public Facilities	33,436,443.26	3,569,185.27	18,931,379.92	14,505,063.34	14,227,536.72	277,526.62	33,436,443.26	14,505,063.34
Equipment Services:								
Salaries and benefits	1,635,282.00	168,128.42	1,494,156.52	141,125.48	-	141,125.48	1,635,282.00	141,125.48
Training and travel	12,500.00	90.00	5,933.72	6,566.28	-	6,566.28	12,500.00	6,566.28
Maintenance and operating	1,967,794.00	125,537.44	1,025,008.07	942,785.93	4,465.13	938,320.80	1,967,794.00	942,785.93
Capital	5,593,570.98	48,679.99	1,588,721.44	4,004,849.54	4,004,849.54	-	5,593,570.98	4,004,849.54
Total Equipment Services	9,209,146.98	342,435.85	4,113,819.75	5,095,327.23	4,009,314.67	1,086,012.56	9,209,146.98	5,095,327.23
Public safety:								
Ambulance:								
Maintenance and operating	1,571,447.31	20,899.40	382,729.20	1,188,718.11	1,190,367.39	(1,649.28)	1,571,447.31	1,188,718.11

(1) Commissioners Court adopts an annual budget; the comparison of actual YTD expenditures to a YTD budget is for analysis only.

**COLLIN COUNTY, TEXAS**

Fund Summary for Commissioners Court Approved Expenditures Budgets  
September 30, 2025

	<u>Annual Revised</u>	<u>Current Month</u>	<u>Actual</u>	<u>Variance - Actual</u>			<u>Variance - Actual</u>	
	<u>Budget</u>	<u>Expenditures</u>	<u>Expenditures Year</u>	<u>YTD to Revised</u>	<u>Encumbrances</u>	<u>Available Balance</u>	<u>Revised Budget for</u>	<u>YTD to Revised</u>
			<u>to Date</u>	<u>Budget</u>			<u>12 Months(1)</u>	<u>Budget YTD</u>
<b>Fire Marshal:</b>								
Salaries and benefits	886,493.00	56,463.40	699,376.97	187,116.03	-	187,116.03	886,493.00	187,116.03
Training and travel	13,500.00	1,200.00	4,534.92	8,965.08	-	8,965.08	13,500.00	8,965.08
Maintenance and operating	1,011,550.00	-	1,009,529.85	2,020.15	-	2,020.15	1,011,550.00	2,020.15
Capital	10,054.46	-	-	10,054.46	10,054.46	-	10,054.46	10,054.46
	<u>1,921,597.46</u>	<u>57,663.40</u>	<u>1,713,441.74</u>	<u>208,155.72</u>	<u>10,054.46</u>	<u>198,101.26</u>	<u>1,921,597.46</u>	<u>208,155.72</u>
<b>Breathalyzer Program:</b>								
Maintenance and operating	30,000.00	5,777.00	26,535.34	3,464.66	-	3,464.66	30,000.00	3,464.66
<b>Constables:</b>								
<b>Constable, Precinct 1:</b>								
Salaries and benefits	1,237,535.00	158,318.19	1,163,839.67	73,695.33	-	73,695.33	1,237,535.00	73,695.33
Training and travel	8,537.50	837.09	5,438.56	3,098.94	-	3,098.94	8,537.50	3,098.94
Maintenance and operating	60,570.90	2,964.24	59,292.96	1,277.94	2,450.00	(1,172.06)	60,570.90	1,277.94
Capital	122,778.00	-	1,224.00	121,554.00	121,554.00	-	122,778.00	121,554.00
	<u>1,429,421.40</u>	<u>162,119.52</u>	<u>1,229,795.19</u>	<u>199,626.21</u>	<u>124,004.00</u>	<u>75,622.21</u>	<u>1,429,421.40</u>	<u>199,626.21</u>
<b>Constable, Precinct 2:</b>								
Salaries and benefits	695,824.00	85,513.44	691,673.26	4,150.74	-	4,150.74	695,824.00	4,150.74
Training and travel	1,850.00	-	1,848.64	1.36	-	1.36	1,850.00	1.36
Maintenance and operating	8,538.45	626.94	5,682.17	2,856.28	2,538.05	318.23	8,538.45	2,856.28
	<u>706,212.45</u>	<u>86,140.38</u>	<u>699,204.07</u>	<u>7,008.38</u>	<u>2,538.05</u>	<u>4,470.33</u>	<u>706,212.45</u>	<u>7,008.38</u>
<b>Constable, Precinct 3:</b>								
Salaries and benefits	1,853,625.00	242,212.10	1,825,547.87	28,077.13	-	28,077.13	1,853,625.00	28,077.13
Training and travel	11,930.00	3,891.83	5,969.96	5,960.04	-	5,960.04	11,930.00	5,960.04
Maintenance and operating	41,520.66	6,791.83	29,217.48	12,303.18	948.00	11,355.18	41,520.66	12,303.18
	<u>1,907,075.66</u>	<u>252,895.76</u>	<u>1,860,735.31</u>	<u>46,340.35</u>	<u>948.00</u>	<u>45,392.35</u>	<u>1,907,075.66</u>	<u>46,340.35</u>
<b>Constable, Precinct 4:</b>								
Salaries and benefits	1,182,974.00	145,225.49	1,214,607.16	(31,633.16)	-	(31,633.16)	1,182,974.00	(31,633.16)
Training and travel	7,911.30	1,613.34	5,425.97	2,485.33	-	2,485.33	7,911.30	2,485.33
Maintenance and operating	58,270.57	3,766.26	49,327.13	8,943.44	2,562.12	6,381.32	58,270.57	8,943.44
Capital	122,778.00	-	189.00	122,589.00	122,589.00	-	122,778.00	122,589.00
	<u>1,371,933.87</u>	<u>150,605.09</u>	<u>1,269,549.26</u>	<u>102,384.61</u>	<u>125,151.12</u>	<u>(22,766.51)</u>	<u>1,371,933.87</u>	<u>102,384.61</u>
<b>Total Constables</b>	<u>5,414,643.38</u>	<u>651,760.75</u>	<u>5,059,283.83</u>	<u>355,359.55</u>	<u>252,641.17</u>	<u>102,718.38</u>	<u>5,414,643.38</u>	<u>355,359.55</u>
<b>Sheriff:</b>								
Salaries and benefits	22,468,429.49	3,135,872.55	22,449,676.26	18,753.23	-	18,753.23	22,468,429.49	18,753.23
Training and travel	242,943.90	72,479.08	234,466.39	8,477.51	-	8,477.51	242,943.90	8,477.51
Maintenance and operating	718,388.30	72,108.61	617,204.74	101,183.56	62,377.03	38,806.53	718,388.30	101,183.56
Capital	619,720.29	37,651.00	341,663.55	278,056.74	278,056.74	-	619,720.29	278,056.74
	<u>24,049,481.98</u>	<u>3,318,111.24</u>	<u>23,643,010.94</u>	<u>406,471.04</u>	<u>340,433.77</u>	<u>66,037.27</u>	<u>24,049,481.98</u>	<u>406,471.04</u>

(1) Commissioners Court adopts an annual budget; the comparison of actual YTD expenditures to a YTD budget is for analysis only.

**COLLIN COUNTY, TEXAS**  
Fund Summary for Commissioners Court Approved Expenditures Budgets  
September 30, 2025

	Annual Revised Budget	Current Month Expenditures	Actual Expenditures Year to Date	Variance - Actual YTD to Revised Budget	Encumbrances	Available Balance	Revised Budget for 12 Months(1)	Variance - Actual YTD to Revised Budget
<b>Jail Operations:</b>								
Salaries and benefits	44,283,475.00	5,474,001.59	44,738,071.35	(454,596.35)	-	(454,596.35)	44,283,475.00	(454,596.35)
Training and travel	70,906.00	4,107.45	58,376.08	12,529.92	-	12,529.92	70,906.00	12,529.92
Maintenance and operating	8,809,212.13	1,620,916.58	8,648,671.74	160,540.39	31,135.17	129,405.22	8,809,212.13	160,540.39
Capital	60,090.00	60,089.50	60,089.50	0.50	-	0.50	60,090.00	0.50
	<u>53,223,683.13</u>	<u>7,159,115.12</u>	<u>53,505,208.67</u>	<u>(281,525.54)</u>	<u>31,135.17</u>	<u>(312,660.71)</u>	<u>53,223,683.13</u>	<u>(281,525.54)</u>
<b>Sheriff's Office Commissary</b>								
Salaries and benefits	-	1,411.94	1,411.94	(1,411.94)	-	(1,411.94)	-	(1,411.94)
	<u>-</u>	<u>1,411.94</u>	<u>1,411.94</u>	<u>(1,411.94)</u>	<u>-</u>	<u>(1,411.94)</u>	<u>-</u>	<u>(1,411.94)</u>
<b>Minimum Security Operations:</b>								
Maintenance and operating	250.00	-	-	250.00	-	250.00	250.00	250.00
	<u>250.00</u>	<u>-</u>	<u>-</u>	<u>250.00</u>	<u>-</u>	<u>250.00</u>	<u>250.00</u>	<u>250.00</u>
<b>Sheriff's Office - Fusion Center:</b>								
Salaries and benefits	139,595.00	24,362.57	123,838.35	15,756.65	-	15,756.65	139,595.00	15,756.65
Training and travel	8,350.00	-	3,680.23	4,669.77	-	4,669.77	8,350.00	4,669.77
Maintenance and operating	8,400.00	-	243.95	8,156.05	-	8,156.05	8,400.00	8,156.05
	<u>156,345.00</u>	<u>24,362.57</u>	<u>127,762.53</u>	<u>28,582.47</u>	<u>-</u>	<u>28,582.47</u>	<u>156,345.00</u>	<u>28,582.47</u>
<b>Medical Examiner:</b>								
Salaries and benefits	2,500,801.00	287,843.32	2,293,803.44	206,997.56	-	206,997.56	2,500,801.00	206,997.56
Training and travel	21,000.00	4,518.84	8,948.41	12,051.59	-	12,051.59	21,000.00	12,051.59
Maintenance and operating	859,352.45	63,145.64	693,416.07	165,936.38	1,222.49	164,713.89	859,352.45	165,936.38
Capital	15,499.00	-	7,265.78	8,233.22	8,233.22	-	15,499.00	8,233.22
	<u>3,396,652.45</u>	<u>355,507.80</u>	<u>3,003,433.70</u>	<u>393,218.75</u>	<u>9,455.71</u>	<u>383,763.04</u>	<u>3,396,652.45</u>	<u>393,218.75</u>
<b>Highway Patrol:</b>								
Salaries and benefits	43,248.00	2,225.02	18,140.72	25,107.28	-	25,107.28	43,248.00	25,107.28
<b>County Corrections Center:</b>								
Salaries and benefits	458,029.00	63,250.62	457,547.29	481.71	-	481.71	458,029.00	481.71
	<u>458,029.00</u>	<u>63,250.62</u>	<u>457,547.29</u>	<u>481.71</u>	<u>-</u>	<u>481.71</u>	<u>458,029.00</u>	<u>481.71</u>
<b>Child Abuse Task Force:</b>								
Salaries and benefits	787,750.00	122,870.84	769,597.92	18,152.08	-	18,152.08	787,750.00	18,152.08
Maintenance and operating	2,045.00	-	1,620.40	424.60	-	424.60	2,045.00	424.60
	<u>789,795.00</u>	<u>122,870.84</u>	<u>771,218.32</u>	<u>18,576.68</u>	<u>-</u>	<u>18,576.68</u>	<u>789,795.00</u>	<u>18,576.68</u>
<b>Sheriff's Office Dispatch:</b>								
Salaries and benefits	3,332,407.00	451,393.74	3,412,545.38	(80,138.38)	-	(80,138.38)	3,332,407.00	(80,138.38)
Training and travel	6,420.00	(55.00)	3,201.80	3,218.20	-	3,218.20	6,420.00	3,218.20
Maintenance and operating	1,208,590.34	97,609.72	1,106,588.73	102,001.61	-	102,001.61	1,208,590.34	102,001.61
Capital	80,640.99	-	78,764.72	1,876.27	-	1,876.27	80,640.99	1,876.27
	<u>4,628,058.33</u>	<u>548,948.46</u>	<u>4,601,100.63</u>	<u>26,957.70</u>	<u>-</u>	<u>26,957.70</u>	<u>4,628,058.33</u>	<u>26,957.70</u>

(1) Commissioners Court adopts an annual budget; the comparison of actual YTD expenditures to a YTD budget is for analysis only.

**COLLIN COUNTY, TEXAS**  
Fund Summary for Commissioners Court Approved Expenditures Budgets  
September 30, 2025

	<u>Annual Revised</u>	<u>Current Month</u>	<u>Actual</u>	<u>Variance - Actual</u>			<u>Revised Budget for</u>	<u>Variance - Actual</u>
	<u>Budget</u>	<u>Expenditures</u>	<u>Expenditures Year</u>	<u>YTD to Revised</u>	<u>Encumbrances</u>	<u>Available Balance</u>	<u>12 Months(1)</u>	<u>YTD to Revised</u>
			<u>to Date</u>	<u>Budget</u>				<u>Budget YTD</u>
911 Addressing:								
Salaries and benefits	979,942.00	147,749.62	913,258.19	66,683.81	-	66,683.81	979,942.00	66,683.81
Training and travel	27,900.00	-	15,530.92	12,369.08	-	12,369.08	27,900.00	12,369.08
Maintenance and operating	115,335.62	9,750.63	57,673.67	57,661.95	43,089.16	14,572.79	115,335.62	57,661.95
	<u>1,123,177.62</u>	<u>157,500.25</u>	<u>986,462.78</u>	<u>136,714.84</u>	<u>43,089.16</u>	<u>93,625.68</u>	<u>1,123,177.62</u>	<u>136,714.84</u>
Jail Cafeteria:								
Maintenance and operating	113,856.17	4,019.30	113,806.17	50.00	-	50.00	113,856.17	50.00
	<u>113,856.17</u>	<u>4,019.30</u>	<u>113,806.17</u>	<u>50.00</u>	<u>-</u>	<u>50.00</u>	<u>113,856.17</u>	<u>50.00</u>
Juvenile Board:								
Juvenile Probation:								
Salaries and benefits	5,137,128.00	1,039,707.68	4,551,339.20	585,788.80	-	585,788.80	5,137,128.00	585,788.80
Training and travel	74,330.00	4,366.70	41,229.01	33,100.99	-	33,100.99	74,330.00	33,100.99
Maintenance and operating	790,975.57	101,454.91	611,043.00	179,932.57	-	179,932.57	790,975.57	179,932.57
Capital	55,882.00	-	-	55,882.00	55,882.00	-	55,882.00	55,882.00
	<u>6,058,315.57</u>	<u>1,145,529.29</u>	<u>5,203,611.21</u>	<u>854,704.36</u>	<u>55,882.00</u>	<u>798,822.36</u>	<u>6,058,315.57</u>	<u>854,704.36</u>
Juvenile Detention:								
Salaries and benefits	10,608,317.00	1,403,051.73	10,014,252.33	594,064.67	-	594,064.67	10,608,317.00	594,064.67
Training and travel	43,384.00	100.00	35,455.44	7,928.56	-	7,928.56	43,384.00	7,928.56
Maintenance and operating	1,493,753.60	42,781.49	629,404.26	864,349.34	-	864,349.34	1,493,753.60	864,349.34
Capital	84,744.00	-	34,085.65	50,658.35	50,658.35	-	84,744.00	50,658.35
	<u>12,230,198.60</u>	<u>1,445,933.22</u>	<u>10,713,197.68</u>	<u>1,517,000.92</u>	<u>50,658.35</u>	<u>1,466,342.57</u>	<u>12,230,198.60</u>	<u>1,517,000.92</u>
Juvenile Alternative Education:								
Salaries and benefits	868,257.00	127,883.15	871,916.77	(3,659.77)	-	(3,659.77)	868,257.00	(3,659.77)
Training and travel	10,223.00	-	9,048.09	1,174.91	-	1,174.91	10,223.00	1,174.91
Maintenance and operating	462,451.00	430,322.06	438,148.12	24,302.88	-	24,302.88	462,451.00	24,302.88
	<u>1,340,931.00</u>	<u>558,205.21</u>	<u>1,319,112.98</u>	<u>21,818.02</u>	<u>-</u>	<u>21,818.02</u>	<u>1,340,931.00</u>	<u>21,818.02</u>
Total Juvenile Board	<u>19,629,445.17</u>	<u>3,149,667.72</u>	<u>17,235,921.87</u>	<u>2,393,523.30</u>	<u>106,540.35</u>	<u>2,286,982.95</u>	<u>19,629,445.17</u>	<u>2,393,523.30</u>
Pre-trial Release:								
Maintenance and operating	326,995.00	-	326,937.75	57.25	-	57.25	326,995.00	57.25
	<u>326,995.00</u>	<u>-</u>	<u>326,937.75</u>	<u>57.25</u>	<u>-</u>	<u>57.25</u>	<u>326,995.00</u>	<u>57.25</u>
Development Services:								
Salaries and benefits	1,170,106.00	162,250.06	1,154,344.28	15,761.72	-	15,761.72	1,170,106.00	15,761.72
Training and travel	11,175.00	-	4,101.20	7,073.80	-	7,073.80	11,175.00	7,073.80
Maintenance and operating	11,684.30	182.72	3,494.96	8,189.34	-	8,189.34	11,684.30	8,189.34
	<u>1,192,965.30</u>	<u>162,432.78</u>	<u>1,161,940.44</u>	<u>31,024.86</u>	<u>-</u>	<u>31,024.86</u>	<u>1,192,965.30</u>	<u>31,024.86</u>

(1) Commissioners Court adopts an annual budget; the comparison of actual YTD expenditures to a YTD budget is for analysis only.

**COLLIN COUNTY, TEXAS**  
Fund Summary for Commissioners Court Approved Expenditures Budgets  
September 30, 2025

	<u>Annual Revised</u>	<u>Current Month</u>	<u>Actual</u>	<u>Variance - Actual</u>			<u>Revised Budget for</u>	<u>Variance - Actual</u>
	<u>Budget</u>	<u>Expenditures</u>	<u>Expenditures Year</u>	<u>YTD to Revised</u>	<u>Encumbrances</u>	<u>Available Balance</u>	<u>12 Months(1)</u>	<u>YTD to Revised</u>
			<u>to Date</u>	<u>Budget</u>				<u>Budget YTD</u>
Courthouse Security:								
Salaries and benefits	1,022,867.00	122,579.17	1,001,100.29	21,766.71	-	21,766.71	1,022,867.00	21,766.71
Maintenance and operating	7,625.00	498.84	1,953.77	5,671.23	-	5,671.23	7,625.00	5,671.23
	<u>1,030,492.00</u>	<u>123,078.01</u>	<u>1,003,054.06</u>	<u>27,437.94</u>	<u>-</u>	<u>27,437.94</u>	<u>1,030,492.00</u>	<u>27,437.94</u>
Emergency Management:								
Salaries and benefits	118,097.00	22,028.36	126,413.42	(8,316.42)	-	(8,316.42)	118,097.00	(8,316.42)
Training and travel	3,000.00	-	1,128.51	1,871.49	-	1,871.49	3,000.00	1,871.49
Maintenance and operating	2,820.00	460.93	604.63	2,215.37	298.15	1,917.22	2,820.00	2,215.37
	<u>123,917.00</u>	<u>22,489.29</u>	<u>128,146.56</u>	<u>(4,229.56)</u>	<u>298.15</u>	<u>(4,527.71)</u>	<u>123,917.00</u>	<u>(4,229.56)</u>
Total Public Safety	<u>119,224,079.30</u>	<u>15,951,091.51</u>	<u>114,267,094.48</u>	<u>4,956,984.82</u>	<u>1,984,015.33</u>	<u>2,972,969.49</u>	<u>119,224,079.30</u>	<u>4,956,984.82</u>
Public transportation:								
Public Works - Road & Bridge Construction								
Capital	1,680,270.99	199,366.73	669,672.80	1,010,598.19	1,010,598.19	-	1,680,270.99	1,010,598.19
Total Public Transportation	<u>1,680,270.99</u>	<u>199,366.73</u>	<u>669,672.80</u>	<u>1,010,598.19</u>	<u>1,010,598.19</u>	<u>-</u>	<u>1,680,270.99</u>	<u>1,010,598.19</u>
Health and welfare:								
Mental Health and Retardation:								
Maintenance and operating	3,487,781.00	761,945.25	3,047,781.00	440,000.00	440,000.00	-	3,487,781.00	440,000.00
Child Protective Board:								
Maintenance and operating	46,330.00	-	46,330.00	-	-	-	46,330.00	-
Inmate Health:								
Maintenance and operating	20,753,293.00	568,216.45	20,336,376.42	416,916.58	-	416,916.58	20,753,293.00	416,916.58
Indigent Defense Coordinator:								
Maintenance and operating	9,410.00	852.20	7,766.20	1,643.80	-	1,643.80	9,410.00	1,643.80
	<u>9,410.00</u>	<u>852.20</u>	<u>7,766.20</u>	<u>1,643.80</u>	<u>-</u>	<u>1,643.80</u>	<u>9,410.00</u>	<u>1,643.80</u>
Substance Abuse:								
Salaries and benefits	344,563.00	38,394.68	340,767.95	3,795.05	-	3,795.05	344,563.00	3,795.05
Training and travel	4,000.00	-	2,466.46	1,533.54	-	1,533.54	4,000.00	1,533.54
Maintenance and operating	3,095.00	-	789.48	2,305.52	-	2,305.52	3,095.00	2,305.52
	<u>351,658.00</u>	<u>38,394.68</u>	<u>344,023.89</u>	<u>7,634.11</u>	<u>-</u>	<u>7,634.11</u>	<u>351,658.00</u>	<u>7,634.11</u>
Indigent Criminal Defendants:								
Maintenance and operating	12,071,987.00	3,103,269.27	13,243,408.08	(1,171,421.08)	-	(1,171,421.08)	12,071,987.00	(1,171,421.08)
Total Health and Welfare	<u>36,720,459.00</u>	<u>4,472,677.85</u>	<u>37,025,685.59</u>	<u>(305,226.59)</u>	<u>440,000.00</u>	<u>(745,226.59)</u>	<u>36,720,459.00</u>	<u>(305,226.59)</u>

(1) Commissioners Court adopts an annual budget; the comparison of actual YTD expenditures to a YTD budget is for analysis only.

**COLLIN COUNTY, TEXAS**  
Fund Summary for Commissioners Court Approved Expenditures Budgets  
September 30, 2025

	Annual Revised Budget	Current Month Expenditures	Actual Expenditures Year to Date	Variance - Actual YTD to Revised Budget	Encumbrances	Available Balance	Revised Budget for 12 Months(1)	Variance - Actual YTD to Revised Budget YTD
<b>Culture and Recreation:</b>								
Open space:								
Salaries and benefits	18,900.00	11,025.00	18,900.00	-	-	-	18,900.00	-
Maintenance and operating	19,803.00	4,539.72	16,035.16	3,767.84	2,700.00	1,067.84	19,803.00	3,767.84
	<u>38,703.00</u>	<u>15,564.72</u>	<u>34,935.16</u>	<u>3,767.84</u>	<u>2,700.00</u>	<u>1,067.84</u>	<u>38,703.00</u>	<u>3,767.84</u>
Historical Society:								
Maintenance and operating	56,095.00	10,621.82	51,142.44	4,952.56	-	4,952.56	56,095.00	4,952.56
Myers Park Operating:								
Salaries and benefits	1,053,881.00	118,198.45	1,025,281.87	28,599.13	-	28,599.13	1,053,881.00	28,599.13
Training and travel	3,000.00	35.00	2,809.89	190.11	-	190.11	3,000.00	190.11
Maintenance and operating	138,254.43	13,285.13	111,885.57	26,368.86	9,359.60	17,009.26	138,254.43	26,368.86
Capital	20,500.00	-	16,370.92	4,129.08	4,129.08	-	20,500.00	4,129.08
	<u>1,215,635.43</u>	<u>131,518.58</u>	<u>1,156,348.25</u>	<u>59,287.18</u>	<u>13,488.68</u>	<u>45,798.50</u>	<u>1,215,635.43</u>	<u>59,287.18</u>
Total Culture and Recreation	<u>1,310,433.43</u>	<u>157,705.12</u>	<u>1,242,425.85</u>	<u>68,007.58</u>	<u>16,188.68</u>	<u>51,818.90</u>	<u>1,310,433.43</u>	<u>68,007.58</u>
<b>Conservation:</b>								
Agriculture Extension Services:								
Salaries and benefits	355,759.00	35,973.53	323,333.32	32,425.68	-	32,425.68	355,759.00	32,425.68
Training and travel	14,100.00	2,449.30	11,877.27	2,222.73	-	2,222.73	14,100.00	2,222.73
Maintenance and operating	5,970.00	24.40	4,693.14	1,276.86	-	1,276.86	5,970.00	1,276.86
	<u>375,829.00</u>	<u>38,447.23</u>	<u>339,903.73</u>	<u>35,925.27</u>	<u>-</u>	<u>35,925.27</u>	<u>375,829.00</u>	<u>35,925.27</u>
Total Conservation	<u>375,829.00</u>	<u>38,447.23</u>	<u>339,903.73</u>	<u>35,925.27</u>	<u>-</u>	<u>35,925.27</u>	<u>375,829.00</u>	<u>35,925.27</u>
Total General Fund	<u>356,290,217.31</u>	<u>40,880,792.12</u>	<u>301,345,039.98</u>	<u>54,945,177.33</u>	<u>45,678,464.53</u>	<u>9,266,712.80</u>	<u>356,290,217.31</u>	<u>54,945,177.33</u>
<b>Special Revenue Funds</b>								
<b>General Road and Bridge</b>								
Public Safety:								
Information Technology GIS								
Salaries and benefits	103,244.00	11,768.80	103,349.15	(105.15)	-	(105.15)	103,244.00	(105.15)
	<u>103,244.00</u>	<u>11,768.80</u>	<u>103,349.15</u>	<u>(105.15)</u>	<u>-</u>	<u>(105.15)</u>	<u>103,244.00</u>	<u>(105.15)</u>
Public Transportation:								
Road and Bridge Maintenance:								
Salaries and benefits	9,460,547.00	1,102,104.60	8,702,136.47	758,410.53	-	758,410.53	9,460,547.00	758,410.53
Training and travel	29,616.00	1,226.00	5,963.18	23,652.82	-	23,652.82	29,616.00	23,652.82
Maintenance and operating	25,412,746.66	4,070,581.08	20,428,532.04	4,984,214.62	860,995.36	4,123,219.26	25,412,746.66	4,984,214.62
Capital	8,946,722.66	1,443,934.08	3,922,022.00	5,024,700.66	4,473,873.27	550,827.39	8,946,722.66	5,024,700.66
	<u>43,849,632.32</u>	<u>6,617,845.76</u>	<u>33,058,653.69</u>	<u>10,790,978.63</u>	<u>5,334,868.63</u>	<u>5,456,110.00</u>	<u>43,849,632.32</u>	<u>10,790,978.63</u>
Engineering:								
Salaries and benefits	1,596,277.00	215,063.99	1,499,875.13	96,401.87	-	96,401.87	1,596,277.00	96,401.87
Training and travel	30,135.00	1,869.29	10,272.48	19,862.52	-	19,862.52	30,135.00	19,862.52
Maintenance and operating	398,642.04	100,834.96	400,657.14	(2,015.10)	3,479.50	(5,494.60)	398,642.04	(2,015.10)
Capital	63,655.27	-	50,120.42	13,534.85	-	13,534.85	63,655.27	13,534.85
	<u>2,088,709.31</u>	<u>317,768.24</u>	<u>1,960,925.17</u>	<u>127,784.14</u>	<u>3,479.50</u>	<u>124,304.64</u>	<u>2,088,709.31</u>	<u>127,784.14</u>

(1) Commissioners Court adopts an annual budget; the comparison of actual YTD expenditures to a YTD budget is for analysis only.

**COLLIN COUNTY, TEXAS**  
Fund Summary for Commissioners Court Approved Expenditures Budgets  
September 30, 2025

	<u>Annual Revised</u>	<u>Current Month</u>	<u>Actual</u>	<u>Variance - Actual</u>			<u>Revised Budget for</u>	<u>Variance - Actual</u>
	<u>Budget</u>	<u>Expenditures</u>	<u>Expenditures Year</u>	<u>YTD to Revised</u>	<u>Encumbrances</u>	<u>Available Balance</u>	<u>12 Months(1)</u>	<u>YTD to Revised</u>
			<u>to Date</u>	<u>Budget</u>				<u>Budget YTD</u>
Services and Operations:								
Salaries and benefits	740,762.00	116,762.18	740,294.60	467.40	-	467.40	740,762.00	467.40
Training and travel	10,493.00	-	726.96	9,766.04	-	9,766.04	10,493.00	9,766.04
Maintenance and operating	28,590.00	-	2,811.97	25,778.03	-	25,778.03	28,590.00	25,778.03
	<u>779,845.00</u>	<u>116,762.18</u>	<u>743,833.53</u>	<u>36,011.47</u>	<u>-</u>	<u>36,011.47</u>	<u>779,845.00</u>	<u>36,011.47</u>
Non-Departmental:								
Maintenance and operating	3,355,146.82	26,913.00	187,068.00	3,168,078.82	3,023,346.64	144,732.18	3,355,146.82	3,168,078.82
Capital	1,619,767.00	187,000.00	187,000.00	1,432,767.00	1,432,767.00	-	1,619,767.00	1,432,767.00
	<u>4,974,913.82</u>	<u>213,913.00</u>	<u>374,068.00</u>	<u>4,600,845.82</u>	<u>4,456,113.64</u>	<u>144,732.18</u>	<u>4,974,913.82</u>	<u>4,600,845.82</u>
Total Public Transportation	51,693,100.45	7,266,289.18	36,137,480.39	15,555,620.06	9,794,461.77	5,761,158.29	51,693,100.45	15,555,620.06
Conservation								
Soil Conservation:								
Maintenance and operating	20,000.00	-	2,273.45	17,726.55	-	17,726.55	20,000.00	17,726.55
	<u>20,000.00</u>	<u>-</u>	<u>2,273.45</u>	<u>17,726.55</u>	<u>-</u>	<u>17,726.55</u>	<u>20,000.00</u>	<u>17,726.55</u>
Total Road and Bridge	51,816,344.45	7,278,057.98	36,243,102.99	15,573,241.46	9,794,461.77	5,778,779.69	51,816,344.45	15,573,241.46
<b><u>Judicial Appellate</u></b>								
Judicial:								
Maintenance and operating	79,000.00	-	105,759.90	(26,759.90)	-	(26,759.90)	79,000.00	(26,759.90)
<b><u>Court Reporters</u></b>								
Judicial:								
County Courts:								
Maintenance and operating	75,000.00	9,116.19	37,256.93	37,743.07	-	37,743.07	75,000.00	37,743.07
County Courts Probate:								
Maintenance and operating	42,995.00	5,657.60	26,101.08	16,893.92	-	16,893.92	42,995.00	16,893.92
District Courts:								
Maintenance and operating	239,145.00	64,689.29	337,941.15	(98,796.15)	-	(98,796.15)	239,145.00	(98,796.15)
	<u>357,140.00</u>	<u>79,463.08</u>	<u>401,299.16</u>	<u>(44,159.16)</u>	<u>-</u>	<u>(44,159.16)</u>	<u>357,140.00</u>	<u>(44,159.16)</u>
<b><u>Law Library</u></b>								
Judicial:								
Salaries and benefits	236,247.00	26,913.12	215,133.29	21,113.71	-	21,113.71	236,247.00	21,113.71
Training and travel	3,000.00	-	-	3,000.00	-	3,000.00	3,000.00	3,000.00
Maintenance and operating	236,679.00	22,561.24	222,575.87	14,103.13	-	14,103.13	236,679.00	14,103.13
	<u>475,926.00</u>	<u>49,474.36</u>	<u>437,709.16</u>	<u>38,216.84</u>	<u>-</u>	<u>38,216.84</u>	<u>475,926.00</u>	<u>38,216.84</u>
<b><u>Farm Museum</u></b>								
Public Safety:								
Maintenance and operating	794.52	-	791.24	3.28	-	3.28	794.52	3.28

(1) Commissioners Court adopts an annual budget; the comparison of actual YTD expenditures to a YTD budget is for analysis only.

**COLLIN COUNTY, TEXAS**  
Fund Summary for Commissioners Court Approved Expenditures Budgets  
September 30, 2025

	Annual Revised Budget	Current Month Expenditures	Actual Expenditures Year to Date	Variance - Actual YTD to Revised Budget	Encumbrances	Available Balance	Revised Budget for 12 Months(1)	Variance - Actual YTD to Revised Budget YTD
<b><u>County Clerk Records Management and Preservation</u></b>								
General Administration:								
Salaries and benefits	892,131.00	103,873.67	813,473.38	78,657.62	-	78,657.62	892,131.00	78,657.62
Training and travel	33,810.00	-	2,572.18	31,237.82	-	31,237.82	33,810.00	31,237.82
Maintenance and operating	4,546,857.92	16,076.48	169,790.06	4,377,067.86	3,554,096.76	822,971.10	4,546,857.92	4,377,067.86
Capital	168,000.00	-	5,625.00	162,375.00	162,375.00	-	168,000.00	162,375.00
	<u>5,640,798.92</u>	<u>119,950.15</u>	<u>991,460.62</u>	<u>4,649,338.30</u>	<u>3,716,471.76</u>	<u>932,866.54</u>	<u>5,640,798.92</u>	<u>4,649,338.30</u>
<b><u>District Clerk Records Management and Preservation</u></b>								
Judicial:								
Salaries and benefits	272,918.00	33,680.05	283,658.12	(10,740.12)	-	(10,740.12)	272,918.00	(10,740.12)
Training and travel	13,875.00	1,557.21	8,359.49	5,515.51	-	5,515.51	13,875.00	5,515.51
Maintenance and operating	11,249.00	69.40	9,673.13	1,575.87	1,205.58	370.29	11,249.00	1,575.87
Capital	21,990.00	-	5,337.63	16,652.37	16,652.37	-	21,990.00	16,652.37
	<u>320,032.00</u>	<u>35,306.66</u>	<u>307,028.37</u>	<u>13,003.63</u>	<u>17,857.95</u>	<u>(4,854.32)</u>	<u>320,032.00</u>	<u>13,003.63</u>
<b><u>Justice Court Technology</u></b>								
Judicial:								
Justice of the Peace Combined:								
Training and travel	5,740.00	-	3,942.38	1,797.62	-	1,797.62	5,740.00	1,797.62
Maintenance and operating	114,093.00	-	-	114,093.00	-	114,093.00	114,093.00	114,093.00
	<u>119,833.00</u>	<u>-</u>	<u>3,942.38</u>	<u>115,890.62</u>	<u>-</u>	<u>115,890.62</u>	<u>119,833.00</u>	<u>115,890.62</u>
Justice of the Peace, Precinct 1:								
Training and travel	8,735.00	-	2,910.02	5,824.98	-	5,824.98	8,735.00	5,824.98
Maintenance and operating	2,154.00	-	2,153.85	0.15	-	0.15	2,154.00	0.15
	<u>10,889.00</u>	<u>-</u>	<u>5,063.87</u>	<u>5,825.13</u>	<u>-</u>	<u>5,825.13</u>	<u>10,889.00</u>	<u>5,825.13</u>
Justice of the Peace, Precinct 2:								
Training and travel	6,000.00	-	487.40	5,512.60	-	5,512.60	6,000.00	5,512.60
	<u>6,000.00</u>	<u>-</u>	<u>487.40</u>	<u>5,512.60</u>	<u>-</u>	<u>5,512.60</u>	<u>6,000.00</u>	<u>5,512.60</u>
Justice of the Peace, Precinct 3:								
Training and travel	15,000.00	-	2,570.56	12,429.44	-	12,429.44	15,000.00	12,429.44
	<u>15,000.00</u>	<u>-</u>	<u>2,570.56</u>	<u>12,429.44</u>	<u>-</u>	<u>12,429.44</u>	<u>15,000.00</u>	<u>12,429.44</u>
Justice of the Peace, Precinct 4:								
Training and travel	1,500.00	-	-	1,500.00	-	1,500.00	1,500.00	1,500.00
	<u>1,500.00</u>	<u>-</u>	<u>-</u>	<u>1,500.00</u>	<u>-</u>	<u>1,500.00</u>	<u>1,500.00</u>	<u>1,500.00</u>
	<u>153,222.00</u>	<u>-</u>	<u>12,064.21</u>	<u>141,157.79</u>	<u>-</u>	<u>141,157.79</u>	<u>153,222.00</u>	<u>141,157.79</u>
<b><u>Economic Development</u></b>								
General Administration:								
Maintenance and operating	100,000.00	-	100,000.00	-	-	-	100,000.00	(0.00)

(1) Commissioners Court adopts an annual budget; the comparison of actual YTD expenditures to a YTD budget is for analysis only.

**COLLIN COUNTY, TEXAS**  
Fund Summary for Commissioners Court Approved Expenditures Budgets  
September 30, 2025

	Annual Revised Budget	Current Month Expenditures	Actual Expenditures Year to Date	Variance - Actual YTD to Revised Budget	Encumbrances	Available Balance	Revised Budget for 12 Months(1)	Variance - Actual YTD to Revised Budget YTD
<b><u>Contract Elections</u></b>								
General Administration:								
Salaries and benefits	1,400,000.00	-	-	1,400,000.00	-	1,400,000.00	1,400,000.00	1,400,000.00
Training and travel	25,000.00	3,172.20	10,901.76	14,098.24	-	14,098.24	25,000.00	14,098.24
Maintenance and operating	1,061,698.49	87,739.04	802,489.63	259,208.86	4,200.00	255,008.86	1,061,698.49	259,208.86
Capital	300,500.00	-	299,585.64	914.36	-	914.36	300,500.00	914.36
	<u>2,787,198.49</u>	<u>90,911.24</u>	<u>1,112,977.03</u>	<u>1,674,221.46</u>	<u>4,200.00</u>	<u>1,670,021.46</u>	<u>2,787,198.49</u>	<u>1,674,221.46</u>
<b><u>Specialty Court</u></b>								
Judicial:								
County Courts:								
Maintenance and operating	45,914.00	-	5,693.00	40,221.00	-	40,221.00	45,914.00	40,221.00
	<u>45,914.00</u>	<u>-</u>	<u>5,693.00</u>	<u>40,221.00</u>	<u>-</u>	<u>40,221.00</u>	<u>45,914.00</u>	<u>40,221.00</u>
District Courts:								
Training and travel	15,253.00	2,323.30	4,036.91	11,216.09	-	11,216.09	15,253.00	11,216.09
Maintenance and operating	186,472.00	3,991.69	16,344.26	170,127.74	-	170,127.74	186,472.00	170,127.74
	<u>201,725.00</u>	<u>6,314.99</u>	<u>20,381.17</u>	<u>181,343.83</u>	<u>-</u>	<u>181,343.83</u>	<u>201,725.00</u>	<u>181,343.83</u>
	<u>247,639.00</u>	<u>6,314.99</u>	<u>26,074.17</u>	<u>221,564.83</u>	<u>-</u>	<u>221,564.83</u>	<u>247,639.00</u>	<u>221,564.83</u>
<b><u>Probate Contributions</u></b>								
Judicial:								
Salaries and benefits	139,769.00	14,341.00	116,046.77	23,722.23	-	23,722.23	139,769.00	23,722.23
Training and travel	10,800.00	(358.90)	247.00	10,553.00	-	10,553.00	10,800.00	10,553.00
Maintenance and operating	136,551.00	26,005.84	59,906.17	76,644.83	-	76,644.83	136,551.00	76,644.83
	<u>287,120.00</u>	<u>39,987.94</u>	<u>176,199.94</u>	<u>110,920.06</u>	<u>-</u>	<u>110,920.06</u>	<u>287,120.00</u>	<u>110,920.06</u>
<b><u>District Clerk Courts Record Preservation</u></b>								
Judicial								
Maintenance and operating	300,000.00	136,016.42	136,016.42	163,983.58	100,000.00	63,983.58	300,000.00	163,983.58
	<u>300,000.00</u>	<u>136,016.42</u>	<u>136,016.42</u>	<u>163,983.58</u>	<u>100,000.00</u>	<u>63,983.58</u>	<u>300,000.00</u>	<u>163,983.58</u>
Total Special Revenue Funds	<u>62,565,215.38</u>	<u>7,835,482.82</u>	<u>40,050,483.21</u>	<u>22,514,732.17</u>	<u>13,632,991.48</u>	<u>8,881,740.69</u>	<u>62,565,215.38</u>	<u>22,514,732.17</u>
<b><u>Debt Service Funds</u></b>								
Principal retirement	65,620,000.00	-	65,620,000.00	-	-	-	65,620,000.00	-
Interest and fiscal charges	35,172,909.00	1,040.00	36,931,922.34	(1,759,013.34)	-	(1,759,013.34)	35,172,909.00	(1,759,013.34)
Total Debt Service Funds	<u>100,792,909.00</u>	<u>1,040.00</u>	<u>102,551,922.34</u>	<u>(1,759,013.34)</u>	<u>-</u>	<u>(1,759,013.34)</u>	<u>100,792,909.00</u>	<u>(1,759,013.34)</u>
Total Governmental Funds	<u>\$ 519,648,341.69</u>	<u>\$ 48,717,314.94</u>	<u>\$ 443,947,445.53</u>	<u>\$ 75,700,896.16</u>	<u>\$ 59,311,456.01</u>	<u>\$ 16,389,440.15</u>	<u>\$ 519,648,341.69</u>	<u>\$ 75,700,896.16</u>

(1) Commissioners Court adopts an annual budget; the comparison of actual YTD expenditures to a YTD budget is for analysis only.

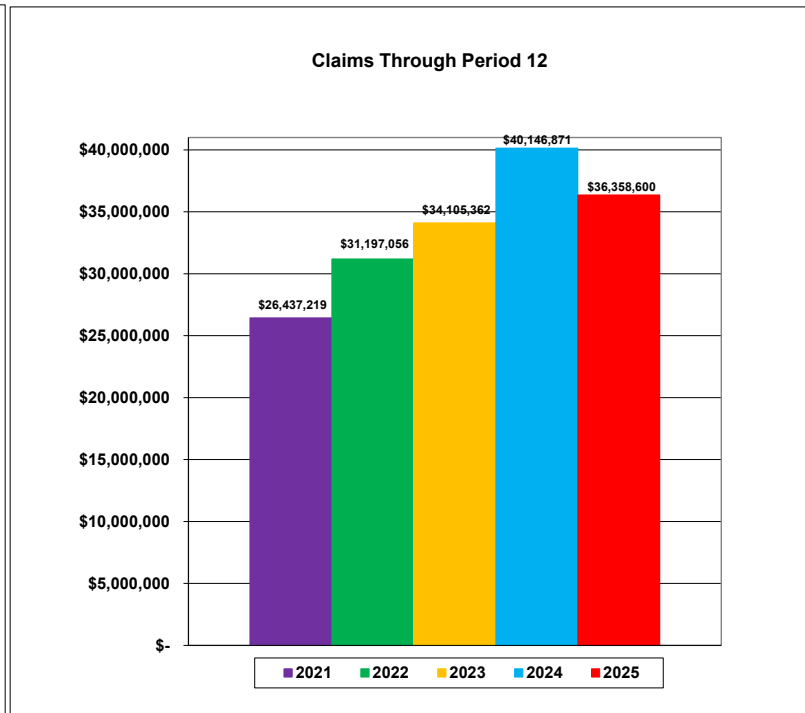
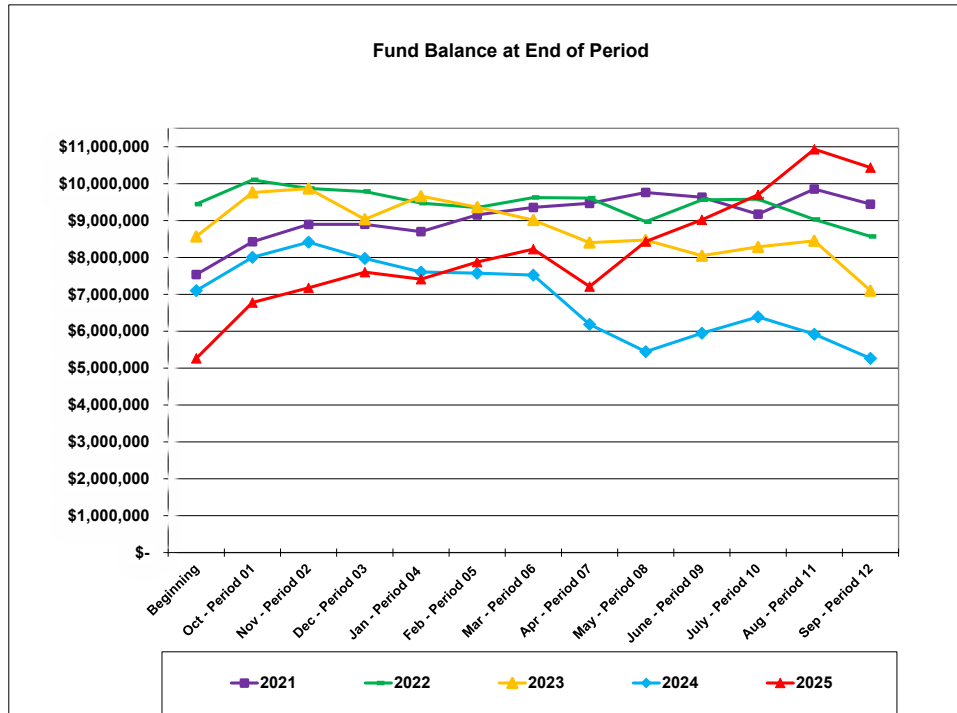
**COLLIN COUNTY, TEXAS**  
Fund Summary for Commissioners Court Approved Expenditures Budgets  
September 30, 2025

	Annual Revised Budget	Current Month Expenditures	Actual Expenditures Year to Date	Variance - Actual YTD to Revised Budget	Encumbrances	Available Balance	Revised Budget for 12 Months(1)	Variance - Actual YTD to Revised Budget YTD
<b><u>Budgets Approved for Other Legal Entities</u></b>								
<b><u>Health Care Foundation</u></b>								
Health and Welfare:								
Healthcare Services:								
Salaries and benefits	\$ 3,954,268.00	\$ 452,995.05	\$ 3,879,672.33	\$ 74,595.67	\$ -	\$ 74,595.67	\$ 3,954,268.00	\$ 74,595.67
Training and travel	27,570.00	3,147.60	17,068.12	10,501.88	-	10,501.88	27,570.00	10,501.88
Maintenance and operating	2,712,365.84	229,859.97	1,084,321.26	1,628,044.58	1,078,955.47	549,089.11	2,712,365.84	1,628,044.58
Capital	24,900.00	-	-	24,900.00	24,900.00	-	24,900.00	24,900.00
	<u>6,719,103.84</u>	<u>686,002.62</u>	<u>4,981,061.71</u>	<u>1,738,042.13</u>	<u>1,103,855.47</u>	<u>634,186.66</u>	<u>6,719,103.84</u>	<u>1,738,042.13</u>
Public Facilities:								
Facilities and Parks:								
Maintenance and operating	168,009.00	19,271.14	120,345.19	47,663.81	-	47,663.81	168,009.00	47,663.81
	<u>168,009.00</u>	<u>19,271.14</u>	<u>120,345.19</u>	<u>47,663.81</u>	<u>-</u>	<u>47,663.81</u>	<u>168,009.00</u>	<u>47,663.81</u>
	<u>6,887,112.84</u>	<u>705,273.76</u>	<u>5,101,406.90</u>	<u>1,785,705.94</u>	<u>1,103,855.47</u>	<u>681,850.47</u>	<u>6,887,112.84</u>	<u>1,785,705.94</u>
<b><u>Collin County Toll Road Authority</u></b>								
Public Transportation:								
Toll Road Authority:								
Capital	2,148,056.37	60,986.55	2,148,056.37	-	-	-	2,148,056.37	-
	<u>\$ 2,148,056.37</u>	<u>\$ 60,986.55</u>	<u>\$ 2,148,056.37</u>	<u>\$ -</u>	<u>\$ -</u>	<u>\$ -</u>	<u>\$ 2,148,056.37</u>	<u>\$ -</u>

(1) Commissioners Court adopts an annual budget; the comparison of actual YTD expenditures to a YTD budget is for analysis only.

**Collin County, Texas  
Employee Insurance Fund  
Revenues, Expenditures, and Changes in Net Position  
Through Period 12 of FY2025 (Unaudited)**

	Oct-2024	Nov-2024	Dec-2024	Jan-2025	Feb-2025	Mar-2025	Apr-2025	May-2025	Jun-2025	Jul-2025	Aug-2025	Sep-2025	All Periods
	Period 01	Period 02	Period 03	Period 04	Period 05	Period 06	Period 07	Period 08	Period 09	Period 10	Period 11	Period 12	Combined
<b>Operating revenues:</b>													
Insurance premiums													
Employer paid	\$ 3,317,477	\$ 3,317,489	\$ 3,317,196	\$ 3,323,273	\$ 3,324,274	\$ 3,323,850	\$ 3,322,674	\$ 3,322,919	\$ 3,322,940	\$ 3,314,483	\$ 3,314,384	\$ 3,317,806	\$ 39,838,765
Employee paid	347,396	345,521	345,702	402,400	411,617	407,125	411,529	407,294	407,778	421,455	416,216	406,741	4,730,774
Investments	8,669	3,632	3,525	4,746	3,840	4,495	3,834	3,823	4,000	7,756	17,888	13,473	79,681
Other revenue	948,636	955,767	725,582	199,009	669,566	66,689	447,300	965,075	768,366	471,219	921,925	479,129	7,618,263
Total operating revenues	<u>4,622,178</u>	<u>4,622,409</u>	<u>4,392,005</u>	<u>3,929,428</u>	<u>4,409,297</u>	<u>3,802,159</u>	<u>4,185,337</u>	<u>4,699,111</u>	<u>4,503,084</u>	<u>4,214,913</u>	<u>4,670,413</u>	<u>4,217,149</u>	<u>52,267,483</u>
<b>Operating expenditures:</b>													
Employee Clinic	27,556	28,417	25,247	43,830	34,552	33,754	33,606	43,648	33,878	30,672	35,513	49,839	420,512
Employee Claims	3,066,553	3,516,369	3,160,058	3,237,460	3,037,102	2,552,038	3,371,268	3,418,532	2,937,765	2,614,586	2,482,166	2,769,074	36,162,971
Retiree Claims	11,342	13,550	13,679	9,986	13,387	13,596	21,929	17,208	12,370	13,266	36,713	18,603	195,629
All other expenditures	-	667,851	768,061	829,577	860,801	851,865	1,771,894	-	928,814	879,041	881,042	1,878,103	10,317,049
Total operating expenditures:	<u>3,105,451</u>	<u>4,226,187</u>	<u>3,967,045</u>	<u>4,120,853</u>	<u>3,945,842</u>	<u>3,451,253</u>	<u>5,198,697</u>	<u>3,479,388</u>	<u>3,912,827</u>	<u>3,537,565</u>	<u>3,435,434</u>	<u>4,715,619</u>	<u>47,096,161</u>
Change in net position	1,516,727	396,222	424,960	(191,425)	463,455	350,906	(1,013,360)	1,219,723	590,257	677,348	1,234,979	(498,470)	5,171,322
Net position - beginning	<u>5,263,601</u>	<u>6,780,328</u>	<u>7,176,550</u>	<u>7,601,510</u>	<u>7,410,085</u>	<u>7,873,540</u>	<u>8,224,446</u>	<u>7,211,086</u>	<u>8,430,809</u>	<u>9,021,066</u>	<u>9,698,414</u>	<u>10,933,393</u>	<u>5,263,601</u>
Net position - ending	<u>\$ 6,780,328</u>	<u>\$ 7,176,550</u>	<u>\$ 7,601,510</u>	<u>\$ 7,410,085</u>	<u>\$ 7,873,540</u>	<u>\$ 8,224,446</u>	<u>\$ 7,211,086</u>	<u>\$ 8,430,809</u>	<u>\$ 9,021,066</u>	<u>\$ 9,698,414</u>	<u>\$ 10,933,393</u>	<u>\$ 10,434,923</u>	<u>\$ 10,434,923</u>



\*An additional \$3 million was allocated in Period 13 of FY2015 due to increases in claims.