



Collin County, Texas
 QUARTERLY INVESTMENT REPORT
 Quarter Ending September 30, 2025


STATEMENT OF INVESTMENT POSITION

The investments held in Collin County portfolio are managed in full compliance with the Public Funds Investment Act (Government Code 2256.023), and with the Investment Policy and strategy of Collin County Government.

	OPERATING GROUP			NON-OPERATING GROUP			CAPITAL PROJECTS GROUP			TOTAL PORTFOLIO		
	Prior Year	Beginning	Ending	Prior Year	Beginning	Ending	Prior Year	Beginning	Ending	Prior Year	Beginning	Ending
	Market Value	Market Value	Market Value	Market Value	Market Value	Market Value	Market Value	Market Value	Market Value	Market Value	Market Value	Market Value
	9/30/2024	6/30/2025	9/30/2025	9/30/2024	6/30/2025	9/30/2025	9/30/2024	6/30/2025	9/30/2025	9/30/2024	6/30/2025	9/30/2025
PFIA Investment Pools	363,413,411	424,271,462	293,755,716	815,448	843,145	852,251	628,778,214	608,345,024	694,129,417	993,007,073	1,033,459,631	988,737,384
Cash Equivalent Investments	47,223,564	48,865,454	49,407,719	59,752,739	91,885,666	14,899,038	146,167,931	153,859,008	155,447,202	253,144,234	294,610,128	219,753,959
Certificates of Deposit	-	-	-	23,103,003	22,986,252	25,535,666	-	-	-	23,103,003	22,986,252	25,535,666
Federal/Agency Bonds	-	-	-	102,897,846	75,979,643	154,684,716	2,814,036	-	109,135,012	105,711,882	75,979,643	263,819,728
Municipal Bonds	-	-	-	31,753,659	32,903,532	33,235,050	-	-	-	31,753,659	32,903,532	33,235,050
TOTALS	410,636,975	473,136,916	343,163,435	218,322,695	224,598,238	229,206,721	777,760,181	762,204,032	958,711,631	1,406,719,851	1,459,939,186	1,531,081,787

Annualized Yield	5.328%	4.371%	4.338%	3.908%	3.575%	3.598%	5.187%	4.341%	4.273%	5.047%	4.232%	4.187%
Weighted Yield To Call	5.302%	4.373%	4.317%	3.896%	3.181%	2.248%	5.262%	4.342%	3.878%	5.061%	4.173%	3.733%
Weighted Yield To Maturity	5.302%	4.373%	4.317%	3.916%	3.413%	2.682%	5.262%	4.342%	3.878%	5.064%	4.209%	3.798%
Weighted Average Maturity (Days)	1	1	1	495	349	567	2	1	1	78	55	86

In accordance with Government Code 2256.005 Sections f-i, The Investment Officers of Collin County are required to:
 (1) Disclose a personal business relationship with a business organization offering to sell investments to the organization; and,
 (2) Disclose whether he/she is related within the second degree by affinity of consanguinity to an individual seeking to sell an investment to the entity;

Authorized By Investment Officers: 
 Robert D. Cone, County Auditor Date

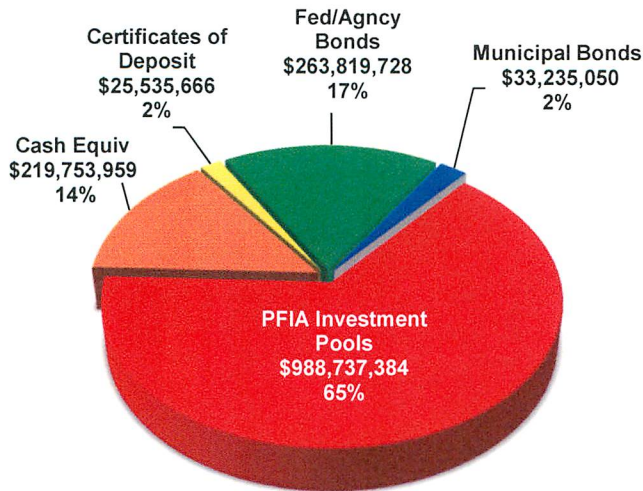

 Monika Arris, Budget Director Date



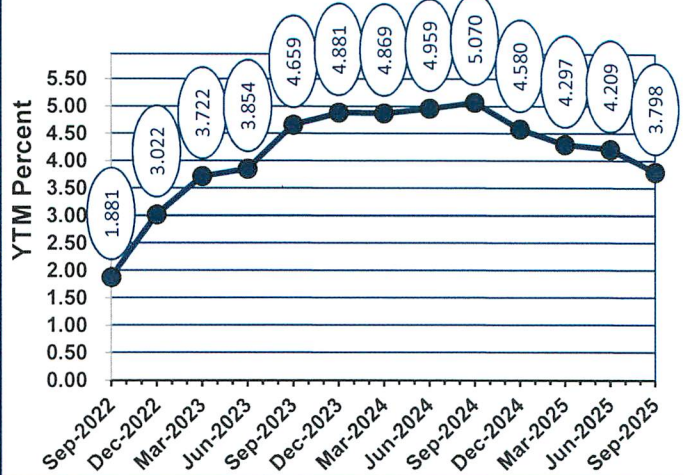
Collin County, Texas
 QUARTERLY INVESTMENT REPORT
 Quarter Ending September 30, 2025

TOTAL PORTFOLIO

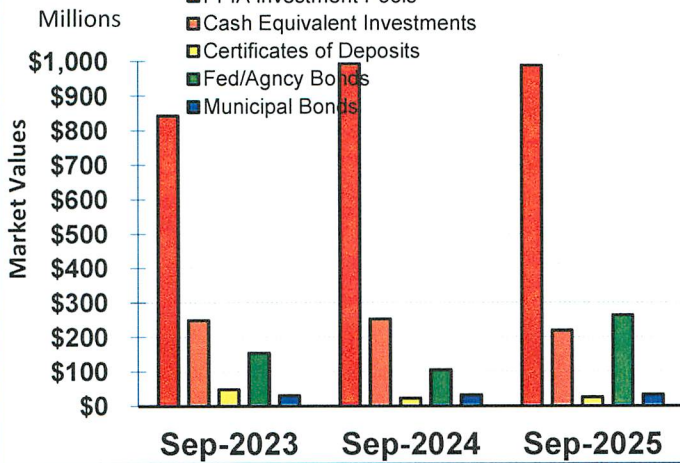
Portfolio Composition by Type



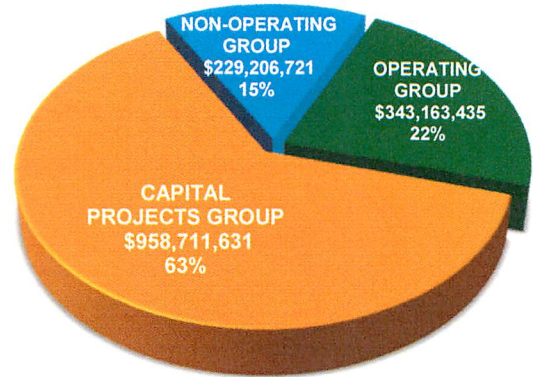
Portfolio Weighted YTM 3 Year Trend



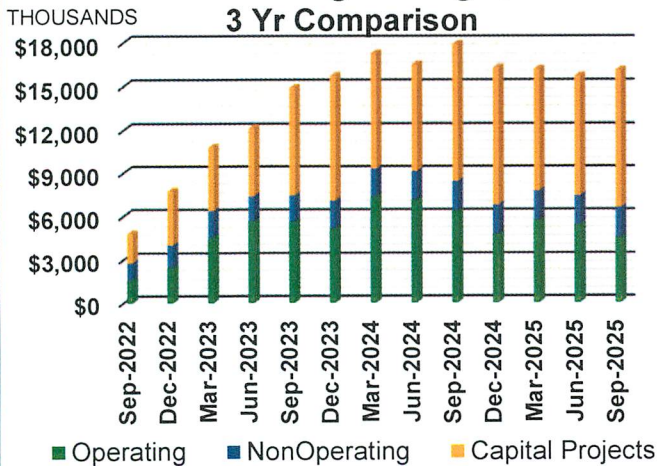
Portfolio Position by Type 3 Yr Comparison



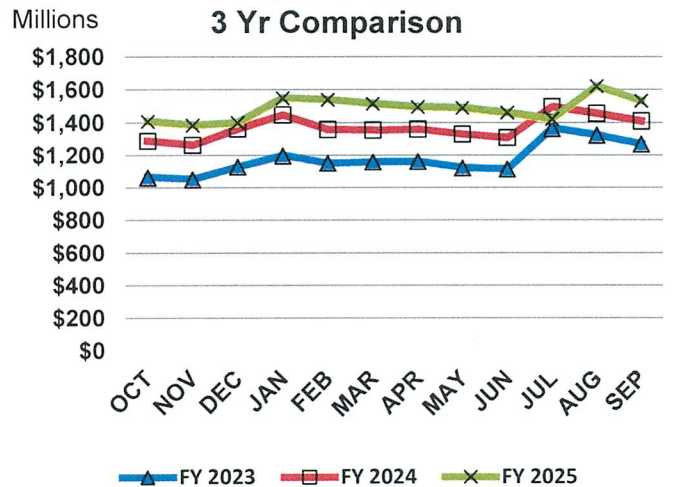
Portfolio Composition by Investment Pool Group at Qtr End



Interest Earnings during Quarter 3 Yr Comparison



Total Portfolio 3 Yr Comparison





Collin County, Texas
QUARTERLY INVESTMENT REPORT
 Quarter Ending September 30, 2025

TOTAL PORTFOLIO
Summary Statement by Pooled Fund Group

Description	Ending Market Value	Percentage of Portfolio	Avg Monthly Yields Jul-2025	Avg Monthly Yields Aug-2025	Avg Monthly Yields Sep-2025
TexPool	98,443,748	6.5300%	4.3120%	4.3052%	4.2520%
TexSTAR	127,454,774	8.4544%	4.2950%	4.2859%	4.2135%
Texas CLASS	274,863,550	18.2324%	4.4003%	4.3780%	4.2637%
LOGIC	340,737,811	22.6021%	4.4096%	4.3944%	4.3313%
Texas RANGE	133,700,217	8.8687%	4.3000%	4.2800%	4.2200%
Texas FIT	13,537,284	0.8980%	4.2300%	4.3000%	4.1600%
ICS American National Bank	49,407,719	3.2773%	4.3800%	4.3800%	4.3800%
ICS Farmer's Bank & Trust	65,389,510	4.3375%	4.4200%	4.4000%	4.2800%
CE American National Bank-CUS	102,981,687	6.8311%	3.8400%	3.8500%	3.6400%
CE American National Bank-SEA	1,975,043	0.1310%	4.2400%	4.2500%	4.0300%
* Certificates of Deposit	25,535,666	1.6938%	3.7067%	3.7067%	3.7067%
* Federal Agency Bonds	82,858,023	5.4962%	3.4649%	3.4649%	3.4649%
* US Treasuries	157,432,597	10.4429%	3.4722%	3.4722%	3.4722%
* Municipal Bonds	33,235,050	2.2046%	3.2176%	3.2176%	3.2176%
	1,507,552,679	100.0000%	4.0492%	4.0489%	3.9737%

* Avg Monthly Yields are calculated by averaging YTM. Since Collin County Investment Policy maximum term limit is five years, yields may include rates from 09/30/2020 - 09/30/2025.

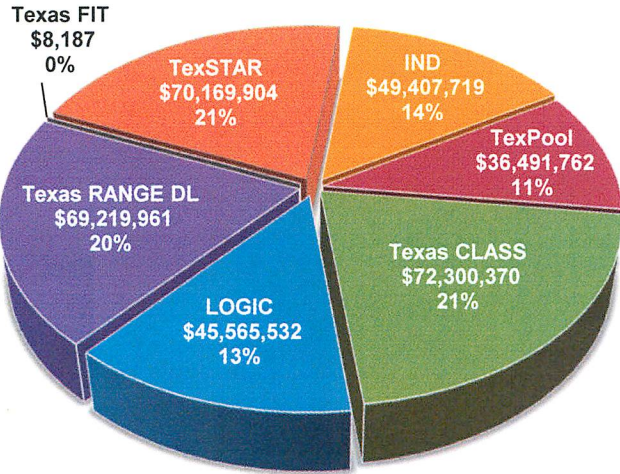
POOLED FUND GROUP	Beginning Book Value 06/30/2025	Increases	Decreases	Interest Earned QTD	Amortization / Accretion	Ending Book Value 09/30/2025	Beginning Market Value 06/30/2025	Unrealized Gain / (Loss) Market Adj	Ending Market Value 09/30/2025	Accrued Interest 09/30/2025
Operating Group										
PFIA Investment Pools	424,271,462	5,899,000	(140,424,000)	4,009,254	-	293,755,716	424,271,462	-	293,755,716	-
Cash Equivalent Investments	48,865,454	-	-	542,265	-	49,407,719	48,865,454	-	49,407,719	-
Sub-Total	473,136,916	5,899,000	(140,424,000)	4,551,519	-	343,163,435	473,136,916	-	343,163,435	-
Non-Operating Group										
PFIA Investment Pools	843,145	-	-	9,106	-	852,251	843,145	-	852,251	-
Cash Equivalent Investments	91,885,666	20,317,633	(98,121,141)	816,880	-	14,899,038	91,885,666	-	14,899,038	191,053
Certificates of Deposit	22,986,252	10,000,000	(7,730,825)	280,239	-	25,535,666	22,986,252	-	25,535,666	837
Federal/Agency Bonds	75,950,061	93,532,878	(15,672,725)	664,449	73,678	154,548,341	75,979,643	136,375	154,684,716	743,201
Municipal Bonds	32,930,074	4,310,311	(4,416,079)	266,079	18,014	33,108,399	32,903,532	126,651	33,235,050	254,389
Sub-Total	224,595,198	128,160,822	(125,940,770)	2,036,753	91,692	228,943,695	224,598,238	263,026	229,206,721	1,189,480
Capital Projects Group										
PFIA Investment Pools	608,345,024	221,757,262	(143,772,000)	7,799,131	-	694,129,417	608,345,024	-	694,129,417	-
Cash Equivalent Investments	153,859,008	2,612	-	1,585,582	-	155,447,202	153,859,008	-	155,447,202	278,970
Federal/Agency Bonds	-	109,000,000	-	135,012	-	109,135,012	-	-	109,135,012	4,110
Sub-Total	762,204,032	330,759,874	(143,772,000)	9,519,725	-	958,711,631	762,204,032	-	958,711,631	283,080
Grand Totals:	1,459,936,146	464,819,696	(410,136,770)	16,107,997	91,692	1,530,818,761	1,459,939,186	263,026	1,531,081,787	1,472,560



Collin County, Texas
 QUARTERLY INVESTMENT REPORT
 Quarter Ending September 30, 2025

OPERATING GROUP

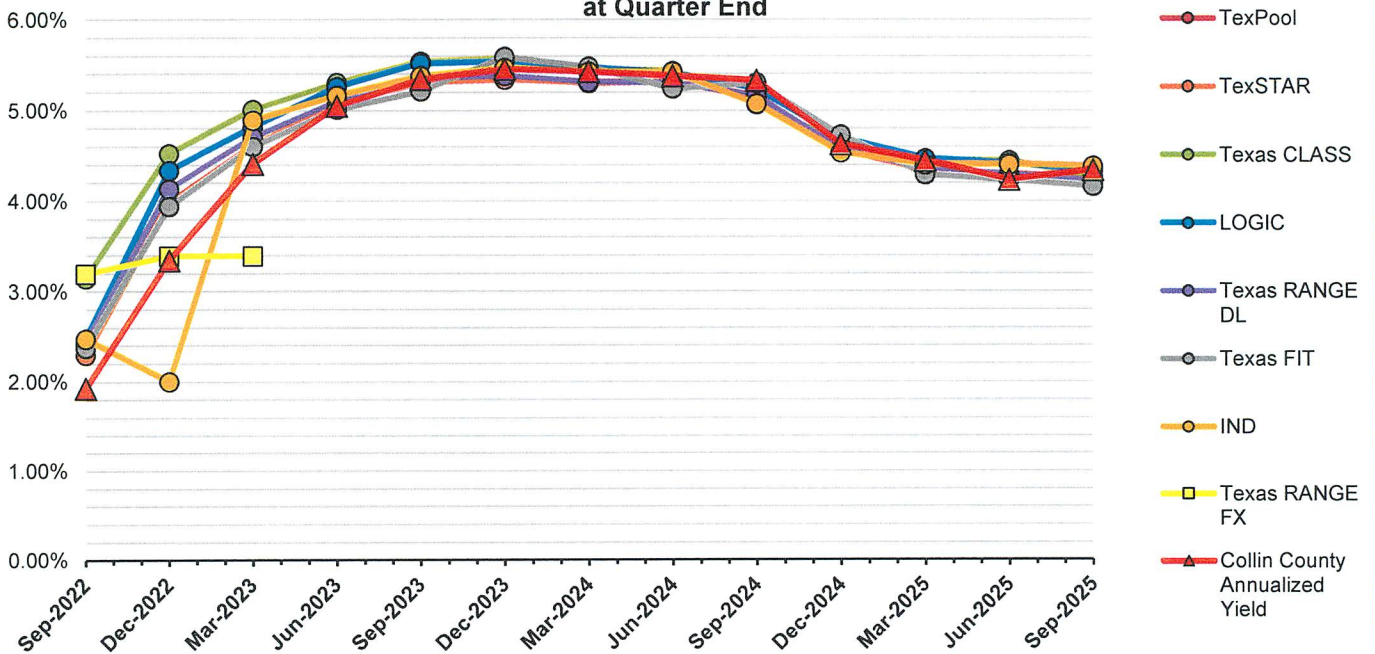
**Operating Investments
 by Type at Quarter End**



**Operating Investments
 YTD Interest Earnings Comparison
 at Quarter End**



**Operating Investments
 Yields Comparison
 at Quarter End**





Collin County, Texas
QUARTERLY INVESTMENT REPORT
 Quarter Ending September 30, 2025

OPERATING
Investment Details

<u>OPERATING GROUP</u>	Yield to Maturity (YTM)	Beginning Book Value 06/30/2025	Increases	Decreases	Interest Earned QTD	Ending Book Value 09/30/2025	Beginning Market Value 06/30/2025	Ending Market Value 09/30/2025	Accrued Interest	Maturity Date
<u>PFIA Investment Pools</u>										
TexPool	4.2897%	36,331,956	-	(233,000)	392,806	36,491,762	36,331,956	36,491,762	-	N/A
TexSTAR	4.2648%	69,420,910	-	-	748,994	70,169,904	69,420,910	70,169,904	-	N/A
Texas CLASS	4.3473%	149,470,571	5,899,000	(84,325,000)	1,255,799	72,300,370	149,470,571	72,300,370	-	N/A
LOGIC	4.3784%	75,737,563	-	(30,989,388)	817,357	45,565,532	75,737,563	45,565,532	-	N/A
Texas RANGE DL	4.2667%	68,480,367	-	-	739,594	69,219,961	68,480,367	69,219,961	-	N/A
Texas FIT	4.2300%	24,830,095	-	(24,876,612)	54,704	8,187	24,830,095	8,187	-	N/A
		424,271,462	5,899,000	(140,424,000)	4,009,254	293,755,716	424,271,462	293,755,716	-	
<u>Cash Equivalent Investments</u>										
American National Bank										
IntraFi Network Deposits	4.3800%	48,865,454	-	-	542,265	49,407,719	48,865,454	49,407,719	-	N/A
		48,865,454	-	-	542,265	49,407,719	48,865,454	49,407,719	-	
TOTAL OPERATING INVESTMENTS		473,136,916	5,899,000	(140,424,000)	4,551,519	343,163,435	473,136,916	343,163,435	-	




Collin County, Texas
QUARTERLY INVESTMENT REPORT
 Quarter Ending September 30, 2025

OPERATING

Schedule of Investments by Fund

Fund Number (MUNIS)	Fund Name	Book Value 09/30/2025	Interest Earned YTD	% of Total Invested
<u>General Funds</u>				
0001	General	112,307,016	15,779,329	32.7270%
0002	Housing Finance Corp	642,428	26,845	0.1872%
0003	Records Archive Fund	18,252,259	-	*
0005	Dis Cts Rec Tech Fund	612,470	-	*
0499	Permanent Improvements	8,233,257	363,723	2.3992%
		140,047,430	16,169,897	40.8107%
<u>Special Revenue Funds</u>				
0029	Courthouse Security	817,977	-	*
1010	Road and Bridge	27,860,890	1,295,557.00	8.1188%
1011	Farm and Market	25,282	1,107.00	0.0074%
1012	Lateral Road	1,740,776	72,101.00	0.5073%
1013	Judicial Appellate	480,076	21,919.00	0.1399%
1015	Court Reporters	744,333	-	*
1021	Law Library	5,196,381	-	*
1025	Co Clrk Rec Mgmt & Pres	15,737,498	-	*
1026	Dist Clrk Rec Mgmt & Pres	1,338,399	-	*
1028	Justice Court Tech Fund	753,677	-	*
1031	Economic Development 2001	778,469	35,368.00	0.2269%
1033	Contract Elections	5,244,590	189,820.00	1.5283%
1036	Sheriff Forfeiture	21,908	1,348.00	0.0064%
1037	DA State Forfeiture	1,425,889	62,100.00	0.4155%
1038	DA Service Fee	244,790	-	*
1039	Meyers Park Foundation	1,303	57.00	0.0004%
1040	Health Care Foundation	5,090,284	290,650.00	1.4833%
1041	Local Provider Participation Funds	129,901	5,686.00	0.0379%
1044	County Rec Mgmt & Pres	999,651	-	*
1045	District Rec Mgmt & Pres	231,617	10,138.00	*
1046	Juvenile Case Manager Fnd	474,262	-	*
1047	Court Initiated Guardnshp	769,270	-	*
1048	Alternative Dispute Resolution	470,708	8,708.00	*
1049	DA Pretrial Intervntn Prg	1,096,135	-	*
1050	Specialty Court	275,202	-	*
1051	SCAAP	3,360	342.00	0.0010%
1052	Cty Crts Technology Fund	764,884	-	*
1053	Dis Cts Technology Fund	763,054	-	*
1054	Probate Contributions Fnd	823,550	36,914.00	0.2400%
1055	CCLC Court Rec Presrvtn	688,066	-	*
1056	Dis Clrk Cr Rec Presrvtn	483,466	-	*
1057	DA Apportionment	94,392	4,826.00	0.0275%
1058	Justice Cr Bldg Security	313,442	-	*
1060	DA Federal Treasury Forf	1,945,349	85,146.00	0.5669%
1062	Truancy Prevention and Diversion Special Revenue	294,208	-	0.0857%
1065	Sheriff Forfeiture Fed	70,197	2,846.00	0.0205%
1066	SO Treasury Forfeiture	336,687	10,521.00	0.0981%
1067	Trails Blue Ridge Sp Rd Dist	12,402	11,229.00	0.0036%
1068	Court Facility Fee Fund	1,469,085	54,377.00	0.4281%
1069	Opioid Abatement	441,219	10,290.00	0.1286%
1998	Veterans Court	21,881	1,304.00	0.0064%
		80,474,510	2,212,354	23.4510%



Collin County, Texas
QUARTERLY INVESTMENT REPORT
 Quarter Ending September 30, 2025

OPERATING

Schedule of Investments by Fund

Fund Number (MUNIS)	Fund Name	Book Value 09/30/2025	Interest Earned YTD	% of Total Invested
<u>Grant Funds</u>				
2132	ARPA	88,317,657	- ***	25.7363%
2198	LEOSE Education	134,379	5,076	0.0392%
2586	RTR Frontier Parkway	54,476	- ***	0.0159%
		88,506,512	5,076	25.7914%
<u>Debt Service Fund</u>				
3001	Debt Service Fund	2,790,199	846,012	0.8131%
		2,790,199	846,012	0.8131%
<u>Internal Service Funds</u>				
5501	Liability Insurance	11,489,688	531,898	3.3482%
5502	Workers' Compensation Ins	7,971,490	354,190	2.3229%
5504	Unemployment Insurance	1,738,468	73,830	0.5066%
5505	Insurance Claim	3,269,500	45,430	0.9528%
5601	Flexible Benefit	261,469	- **	0.0762%
5990	Animal Safety Fund	2,439,281	103,985	0.7108%
		27,169,896	1,109,333	7.9175%
<u>Other Funds</u>				
5999	CC Toll Road Authority	(185,893)	16,411	-0.0542%
6050	Judicial District	3,088,240	112,379	0.8999%
7001	State Fees Agency	704,770	- *	0.2054%
7002	Unclaimed Holdings	567,778	- *	0.1655%
		4,174,895	128,790	1.2166%
Total Operating Investments		343,163,442	20,471,462	100.0000%
Total Book Value as of 09/30/25		343,163,435	20,471,462	

Notes

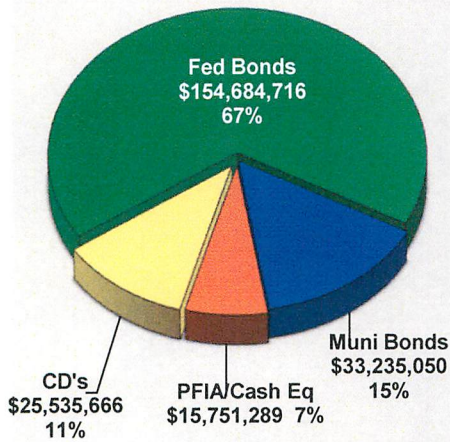
- * Interest is recorded in Fund 0001 General Fund
- ** Interest is recorded in Fund 5505 Insurance Claim
- *** Interest is re-allocated to deferred revenue



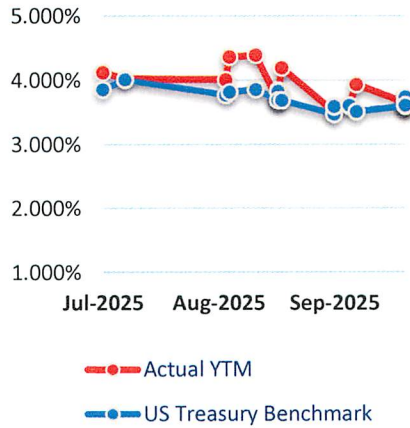
Collin County, Texas
 QUARTERLY INVESTMENT REPORT
 Quarter Ending September 30, 2025

NON-OPERATING GROUP

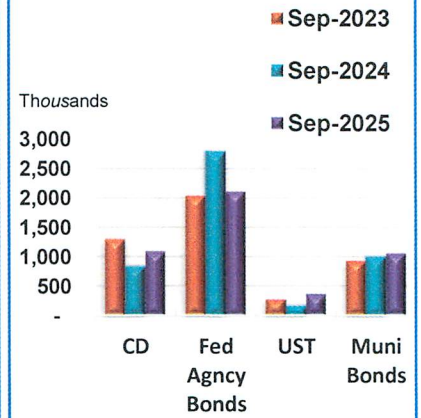
Non-Operating Investments by Type



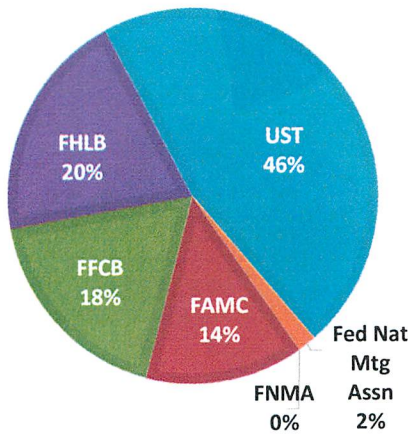
Non-Operating Bond Purchases YTM Versus US Treasury



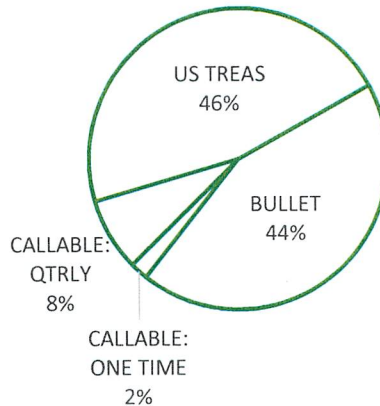
Non-Operating YTD Interest Earnings



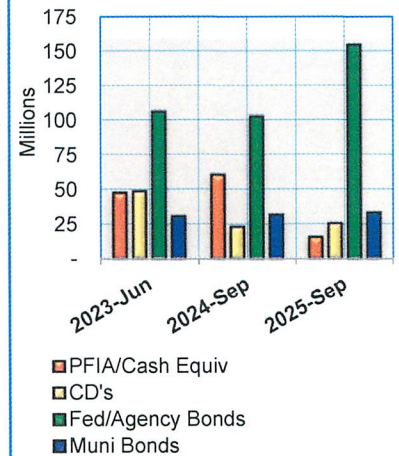
Federal Agency Bonds



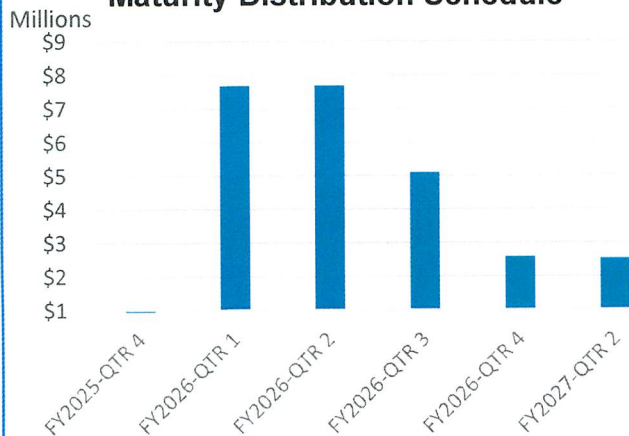
Federal Agency Bonds Breakdown by Type



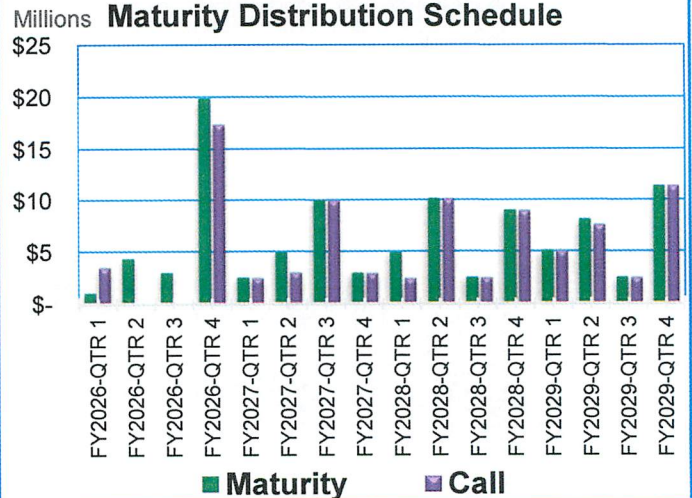
Non-Operating Investments Three Year Comparison as of Quarter End



Non-Operating Cert of Deposit Maturity Distribution Schedule



Non-Operating Fed Agency Bonds Maturity Distribution Schedule





Collin County, Texas
QUARTERLY INVESTMENT REPORT
 Quarter Ending September 30, 2025

**NON-OPERATING
 Investment Details**

<u>NON-OPERATING GROUP</u>	Yield to Maturity (YTM)	Beginning Book Value 06/30/2025	Increases	Decreases	Interest Earned QTD	Ending Book Value 09/30/2025	Beginning Market Value 06/30/2025	Ending Market Value 09/30/2025	Accrued Interest	Maturity Date
<u>PFIA Investment Pools</u>										
Texas RANGE DL	4.2667%	843,145	-	-	9,106	852,251	843,145	852,251	-	N/A
		843,145	-	-	9,106	852,251	843,145	852,251	-	
<u>Cash Equivalent Investments</u>										
American National Bank										
Custody Cash Holdings	3.7767%	90,107,737	15,805,972	(93,781,926)	792,212	12,923,995	90,107,737	12,923,995	184,107	N/A
Seacap Cash Holdings	4.1733%	1,777,929	4,511,661	(4,339,215)	24,668	1,975,043	1,777,929	1,975,043	6,946	N/A
		91,885,666	20,317,633	(98,121,141)	816,880	14,899,038	91,885,666	14,899,038	191,053	
<u>Certificates of Deposit</u>										
American National Bank										
CD #9773532-MATURED	3.7900%	2,571,742	-	(2,596,388)	24,646	-	2,571,742	-	-	09/30/2025
CD #9773557	3.4900%	2,565,999	-	-	22,885	2,588,884	2,565,999	2,588,884	-	03/30/2026
CD #9773565	3.2900%	2,562,176	-	-	21,538	2,583,714	2,562,176	2,583,714	-	09/30/2026
CD #9790346	3.8500%	2,547,729	-	-	24,933	2,572,662	2,547,729	2,572,662	-	06/30/2026
		10,247,646	-	(2,596,388)	94,002	7,745,260	10,247,646	7,745,260	-	
East West Bank										
CD #172920654-MATURED	4.3700%	2,553,924	-	(2,581,320)	27,396	-	2,553,924	-	-	09/30/2025
CD #172531511-MATURED	4.2400%	2,544,236	-	(2,553,117)	8,881	-	2,544,236	-	-	07/31/2025
CD #172514133	4.2400%	2,553,414	-	-	27,434	2,580,848	2,553,414	2,580,848	-	12/31/2025
CD #172380294	4.1800%	2,543,605	-	-	26,939	2,570,544	2,543,605	2,570,544	-	10/31/2025
CD #172207398	4.1900%	-	2,500,000	-	17,856	2,517,856	-	2,517,856	293	04/30/2026
CD #172260121	4.3300%	-	2,500,000	-	18,454	2,518,454	-	2,518,454	303	02/02/2026
		10,195,179	5,000,000	(5,134,437)	126,960	10,187,702	10,195,179	10,187,702	596	
Farmer's Bank & Trust										
CD #7000083	4.1700%	2,543,427	-	-	26,827	2,570,254	2,543,427	2,570,254	-	01/31/2026
CD #7000090	4.3100%	-	2,500,000	-	18,040	2,518,040	-	2,518,040	301	10/31/2025
CD #7000091	3.4440%	-	2,500,000	-	14,410	2,514,410	-	2,514,410	241	01/31/2027
		2,543,427	5,000,000	-	59,277	7,602,704	2,543,427	7,602,704	241	
Total Certificates of Deposit		22,986,252	10,000,000	(7,730,825)	280,239	25,535,666	22,986,252	25,535,666	837	



Collin County, Texas
 QUARTERLY INVESTMENT REPORT
 Quarter Ending September 30, 2025

**NON-OPERATING
 Investment Details**

NON-OPERATING GROUP	Security Name	Rating	Yield to Call (YTC)	Yield to Maturity (YTM)	Beginning Book Value 06/30/2025	Increases	Decreases	Interest Earned QTD	Amortization/ Accretion	Ending Book Value 09/30/2025	Beginning Market Value 06/30/2025	Unrealized Gain / (Loss) Market Adj	Ending Market Value 09/30/2025	Accrued Interest	Maturity / Call Date	Callable	
Federal/Agency Bonds																	
American National Bank																	
	CUSIP #3130ASTV1-MATURED	Fed Home Ln Bank	AA+	3.7657%	3.6752%	2,499,803	-	(2,505,917)	5,917	197	-	2,498,634	-	-	07/25/2025	Y	
	CUSIP #3130ANGJ3-MATURED	Fed Home Ln Bank	AA+	0.5987%	1.1150%	2,500,000	-	(2,508,000)	8,000	-	-	2,492,982	-	-	08/19/2025	Y	
	CUSIP #3136G4S87-MATURED	Fannie Mae	AA+	0.6500%	0.6500%	2,500,000	-	(2,502,528)	2,528	-	-	2,485,383	-	-	08/27/2025	Y	
	CUSIP #31422BU73-MATURED	Farmer Mac	NR		0.4300%	5,000,000	-	(5,004,419)	4,419	-	-	4,959,282	-	-	09/15/2025	N	
	CUSIP #3130AYLN4-CALLED	Fed Home Ln Bank	Aaa	4.2270%	4.6430%	2,508,335	-	(2,511,245)	2,969	(59)	-	2,500,244	-	-	07/10/2025	Y	
	CUSIP #3130ANFM7	Fed Home Ln Bank	AA+	0.6298%	1.1300%	2,500,000	-	(10,833)	10,833	-	2,500,000	2,455,717	(25,579)	2,474,421	5,833	07/19/2025	Y
	CUSIP #3130AM2F8	Fed Home Ln Bank	Aaa	12.1340%	4.4210%	487,411	-	(1,406)	1,406	3,802	491,213	487,691	978	492,191	2,375	07/29/2025	Y
	CUSIP #3130AMTB8	Fed Home Ln Bank	AA+	0.7382%	1.0190%	2,500,000	-	(9,375)	9,375	-	2,500,000	2,448,446	(31,499)	2,468,501	11,563	09/10/2025	Y
	CUSIP #3130ALGC2	Fed Home Ln Bank	Aaa	10.5066%	4.3111%	288,165	-	(645)	645	2,348	290,513	287,974	333	290,846	57	09/23/2025	Y
	CUSIP #3130AKU61	Fed Home Ln Bank	AA+	0.3998%	0.6090%	2,500,000	-	(4,688)	4,688	-	2,500,000	2,450,257	(25,905)	2,474,095	3,333	09/27/2025	Y
	CUSIP #3130ARDK4	Fed Home Ln Bank	AA+	2.5500%	2.5500%	2,500,000	-	(15,938)	15,938	-	2,500,000	2,441,186	(41,551)	2,458,449	354	09/29/2025	Y
	CUSIP #3130AMUX8	Fed Home Ln Bank	Aaa	10.6115%	4.3868%	1,536,776	-	(3,445)	3,445	12,788	1,549,564	1,536,725	2,172	1,551,736	38	09/30/2025	Y
	CUSIP #3130B0RX9	Fed Home Ln Bank	Aaa	4.8665%	4.9457%	2,502,671	-	(31,250)	31,250	(297)	2,502,374	2,497,218	(2,374)	2,500,000	62,500	10/01/2025	Y
	CUSIP #3133ENXQ8	Fed Farm Cr Bank	AA+		4.4340%	993,955	-	(7,000)	7,000	3,778	997,733	994,129	245	997,978	9,800	11/25/2025	N
	CUSIP #3133ELY32	Fed Farm Cr Bank	Aaa		4.1334%	2,412,076	-	(3,438)	3,438	20,770	2,432,846	2,410,927	4,404	2,437,250	2,635	07/22/2026	N
	CUSIP #3130APN43	Fed Home Ln Bank	Aaa		4.2621%	2,436,658	-	(14,063)	14,063	11,976	2,448,634	2,448,093	13,255	2,461,889	24,063	10/27/2026	N
	CUSIP #3130AYXU5	Fed Home Ln Bank	AA+	4.4501%	4.4500%	500,000	-	(5,563)	5,563	-	500,000	501,137	2,268	502,268	3,028	02/12/2027	Y
	CUSIP #3130ATHW0	Fed Home Ln Bank	Aaa		3.4540%	2,940,175	-	(29,906)	29,906	(4,583)	2,935,592	2,917,225	(8,338)	2,927,254	6,978	09/10/2027	N
	CUSIP #3133EP3B #1	Fed Farm Cr Bank	Aaa		4.2001%	2,493,731	-	(25,781)	25,781	433	2,494,164	2,518,078	41,863	2,536,027	13,750	02/13/2029	N
	CUSIP #3133EP3B #2	Fed Farm Cr Bank	Aaa		4.2368%	4,981,453	-	(51,563)	51,563	1,282	4,982,735	5,036,156	89,318	5,072,053	27,500	02/13/2029	N
	CUSIP #3133EPJK2	Fed Farm Cr Bank	Aaa		4.2580%	2,444,774	-	(22,656)	22,656	3,578	2,448,352	2,473,690	41,201	2,489,553	35,495	05/10/2029	N
	CUSIP #3130AUT2	Fed Home Ln Bank	Aaa		4.2600%	2,523,829	-	(28,125)	28,125	(1,338)	2,522,491	2,561,920	45,315	2,567,806	33,438	12/14/2029	N
	CUSIP #3133ELXY5	Fed Farm Cr Bank	Aaa		4.2050%	930,863	-	(3,558)	3,558	6,790	937,653	941,822	13,271	950,924	6,009	04/29/2030	N
	CUSIP #3133ETBF3	Fed Farm Cr Bank	Aaa		4.1950%	1,075,978	-	(10,850)	10,850	475	1,076,453	1,092,907	18,979	1,095,432	21,700	04/01/2030	N
	CUSIP #313381FD2	Fed Home Ln Bank	Aaa		3.8050%	2,424,779	-	(15,625)	15,625	7,702	2,432,481	2,427,564	8,789	2,441,270	19,271	12/10/2027	N
	CUSIP #31424WZF2	Farmer Mac	NR		3.8120%	2,487,519	-	(22,656)	22,656	1,094	2,488,613	2,491,367	7,811	2,496,424	35,998	05/08/2028	N
	CUSIP #3133ETKN6	Fed Farm Cr Bank	Aa1		4.0230%	2,497,893	-	(25,000)	25,000	123	2,498,016	2,519,728	28,249	2,526,265	31,111	10/09/2029	N
	CUSIP #3130AWGS3	Fed Home Ln Bank	Aa1		4.0440%	2,508,960	-	(25,781)	25,781	(453)	2,508,507	2,533,922	30,513	2,539,020	30,651	06/14/2030	N
	CUSIP #31424WT36	Farmer Mac	NR		3.5098%	-	9,029,160	(18,125)	18,125	(541)	9,028,619	-	(37,295)	8,991,324	20,844	09/08/2028	N
	CUSIP #3130ATHX8	Fed Home Ln Bank	Aa1		4.1250%	-	2,747,793	(10,538)	10,538	(998)	2,746,795	-	(425)	2,746,370	5,269	09/14/2029	N
	CUSIP #3135G0Q22	Fed Nat Mtg Assn	Aa1		3.8008%	-	2,449,725	(4,427)	4,427	4,417	2,454,142	-	1,770	2,455,912	911	09/24/2026	N
	CUSIP #31424WU83	Farmer Mac	NR		3.6000%	-	10,000,000	(16,000)	16,000	-	10,000,000	-	(80,696)	9,919,304	16,000	09/10/2030	N
	CUSIP #3133ETA56	Fed Farm Cr Bank	Aa1		3.6482%	-	9,996,500	(1,007)	1,007	6	9,996,506	-	(3,045)	9,993,461	1,007	06/30/2027	N
						63,475,804	34,223,178	(15,451,351)	443,075	73,290	82,763,996	63,410,404	94,027	82,858,023	431,511		
Unites States Treasuries																	
American National Bank																	
	CUSIP #9128CFY2	US Treasury	NR		4.2046%	2,467,474	-	(24,351)	24,351	1,856	2,469,330	2,510,645	47,272	2,516,602	32,556	11/30/2029	N
	CUSIP #91282CJN2	US Treasury	NR		4.0460%	2,525,765	-	(27,493)	27,493	(1,900)	2,523,865	2,551,758	30,627	2,554,492	36,757	11/30/2028	N
	CUSIP #91282CJR3	US Treasury	NR		4.0550%	2,475,330	-	(23,438)	23,438	1,774	2,477,104	2,501,563	31,392	2,508,496	23,692	12/31/2028	N
	CUSIP #91282CLH2	US Treasury	NR		3.9250%	2,494,986	-	(23,568)	23,568	1,083	2,496,069	2,493,945	4,146	2,500,215	8,028	08/31/2026	N
	CUSIP #91282CMH1	US Treasury	NR		3.8400%	2,510,702	-	(25,921)	25,921	(1,700)	2,509,002	2,511,328	4,768	2,513,770	17,374	01/31/2027	N
	CUSIP #91282CLP4	US Treasury	NR		3.8500%	-	9,962,630	(33,475)	33,475	3,278	9,965,908	-	13,311	9,979,219	962	09/30/2026	N
	CUSIP #91282CHR5	US Treasury	NR		3.7650%	-	10,104,688	(38,043)	38,043	(2,037)	10,102,651	-	12,583	10,115,234	67,391	07/31/2030	N
	CUSIP #91282CHW4	US Treasury	NR		3.5960%	-	10,238,682	(22,790)	22,790	(2,630)	10,236,052	-	(66,130)	10,169,922	35,325	08/31/2030	N
	CUSIP #91282CMN8	US Treasury	NR		3.6000%	-	10,146,300	(1,155)	1,155	(169)	10,146,131	-	(3,553)	10,142,578	54,280	02/15/2028	N
	CUSIP #91283XP0	US Treasury	NR		3.6800%	-	8,682,200	-	-	931	8,683,131	-	(26,888)	8,656,243	-	08/15/2029	N
	CUSIP #91282CHW4	US Treasury	NR		3.7310%	-	10,175,200	(1,140)	1,140	(98)	10,175,102	-	(5,180)	10,169,922	35,325	08/31/2030	N
						12,474,257	59,309,700	(221,374)	221,374	388	71,784,345	12,569,239	42,348	71,826,693	311,690		
	Total Federal/Agency Bonds					75,950,061	93,532,878	(15,672,725)	664,449	73,678	154,548,341	75,979,643	136,375	154,684,716	743,201		



Collin County, Texas
 QUARTERLY INVESTMENT REPORT
 Quarter Ending September 30, 2025

**NON-OPERATING
 Investment Details**


NON-OPERATING GROUP	Security Name	Rating	Yield to Call (YTC)	Yield to Maturity (YTM)	Beginning Book Value 06/30/2025	Increases	Decreases	Interest Earned QTD	Amortization/ Accretion	Ending Book Value 09/30/2025	Beginning Market Value 06/30/2025	Unrealized Gain / (Loss) Market Adj	Ending Market Value 09/30/2025	Accrued Interest	Maturity / Call Date	Callable
Municipal Bonds																
American National Bank																
CUSIP #586145WH3-MATURED	TN-Memphis	Aa2		1.1500%	750,000	-	(750,000)	-	-	-	750,000	-	-	-	07/01/2025	N
CUSIP #798781XX3-MATURED	TX-San Marcos Cons ISD	Aa2		0.7858%	500,891	-	(501,235)	1,235	(891)	-	499,480	-	-	-	08/01/2025	N
CUSIP #537071VX7-MATURED	TX-Little Cypress Mauriceville	AAA		0.8000%	260,894	-	(261,083)	1,083	(894)	-	260,161	-	-	-	08/01/2025	N
CUSIP #73723RUG-MATURED	VA-Portsmouth	AA		4.9500%	499,248	-	(501,250)	1,250	752	-	499,400	-	-	-	08/01/2025	N
CUSIP #84055QGC8-MATURED	TX-South Texas Comm College	AA		5.1780%	914,810	-	(920,592)	5,992	190	-	915,824	-	-	-	08/15/2025	N
CUSIP #815853YK6-MATURED	TX-Seguin ISD	Aaa		0.6300%	346,397	-	(346,687)	1,687	(1,397)	-	344,707	-	-	-	08/15/2025	N
CUSIP #815853YL4-MATURED	TX-Seguin ISD	Aaa		0.6300%	657,653	-	(658,202)	3,202	(2,653)	-	654,528	-	-	-	08/15/2025	N
CUSIP #1610692R9-MATURED	VA-Charlottesville	AAA		0.5500%	225,205	-	(225,463)	463	(205)	-	223,571	-	-	-	09/15/2025	N
CUSIP #160075WG8	NC-Charleston County School Dist.	AA	4.7210%	4.7212%	1,001,487	-	(12,000)	12,000	(178)	1,001,309	1,016,850	7,541	1,008,850	8,000	11/01/2025	Y
CUSIP #4511527F3	ID-Idaho Bond Bank Authority	Aa1	4.4770%	5.1615%	252,642	-	(3,125)	3,125	(299)	252,343	255,953	3,702	256,045	556	11/01/2025	Y
CUSIP #218054AK0	FL-Coral Springs Spl Oblig	AAA	1.5200%		251,766	-	(1,344)	1,344	(378)	251,388	244,493	(5,046)	246,342	448	12/01/2025	Y
CUSIP #357415SL3	NE-Fremont Combined Util	Aa-		1.0000%	486,762	-	(2,425)	2,425	(1,183)	485,579	481,120	(1,685)	482,894	3,664	11/15/2025	N
CUSIP #269479JU6	CO-Eagle Cnty School Dist	Aa1		5.0040%	442,769	-	(892)	892	4,339	447,108	443,984	700	447,808	1,190	12/01/2025	N
CUSIP #364496PQ6	TX-Galveston ISD	Aa2		0.9707%	511,465	-	(6,250)	6,250	(4,913)	506,552	502,520	(4,577)	501,975	4,167	02/01/2026	N
CUSIP #564386SV3	TX-Mansfield ISD	Aaa		2.2241%	5,084	-	(63)	63	(34)	5,050	5,018	(34)	5,016	32	02/15/2026	N
CUSIP #876162HX9	TX-Tarlington ISD	AAA		0.6900%	360,000	-	(621)	621	-	360,000	352,613	(4,007)	355,993	317	02/15/2026	N
CUSIP #0418265P9	TX-Arlington ISD	AAA		1.0000%	128,029	-	(1,563)	1,563	(1,217)	126,812	125,516	(1,375)	125,437	799	02/15/2026	N
CUSIP #006644S66	TX-Addison Taxable	AAA		0.8200%	350,383	-	(875)	875	(154)	350,229	343,963	(3,435)	346,794	447	02/15/2026	N
CUSIP #492062HM9	TX-Kerens ISD	AAA		1.0900%	261,040	-	(3,188)	3,188	(2,427)	258,613	256,443	(2,435)	256,178	1,629	02/15/2026	N
CUSIP #116405VF5	TX-Brownsville	AA		5.0600%	587,377	-	(2,114)	2,114	5,072	592,449	590,160	2,331	594,780	1,080	02/15/2026	N
CUSIP #564386TB6	TX-Mansfield ISD	Aaa		2.2241%	86,422	-	(1,063)	1,063	(571)	85,851	85,492	(465)	85,386	543	02/15/2026	N
CUSIP #770078CS0	VA-Roanoke	Aa+		0.9000%	1,000,142	-	(7,388)	7,388	(5,047)	995,095	975,800	(14,301)	980,794	14,775	04/01/2026	N
CUSIP #88213ARP2	TX-A&M Univ Revs	AAA	4.9503%		387,623	-	(1,041)	1,041	3,547	391,170	389,312	1,938	393,108	1,573	05/15/2026	Y
CUSIP #127145LG3	UT-Cache Cnty Sch Dist	Aaa		0.8500%	1,019,182	-	(7,500)	7,500	(5,018)	1,014,164	990,220	(19,864)	994,300	8,833	06/15/2026	N
CUSIP #0882812M1	TX-Bexar Cnty Taxable	AAA		1.3250%	500,000	-	(1,656)	1,656	-	500,000	486,985	(8,505)	491,495	1,951	06/15/2026	N
CUSIP#882117W42	TX-A&M Univ Revs	AAA	4.6490%		688,830	-	(5,089)	5,089	2,792	691,622	691,292	3,429	695,051	5,089	07/01/2026	Y
CUSIP #534239FX1	NE-Lincoln Taxable Ltd	AAA		1.4600%	177,698	-	(1,313)	1,313	(649)	177,049	173,107	(3,052)	173,997	1,108	07/15/2026	N
CUSIP #537071VY5	TX-Little Cypress Mauriceville	AAA		1.0000%	291,806	-	(3,500)	3,500	(2,724)	289,082	283,032	(6,296)	282,786	2,333	08/01/2026	N
CUSIP #052403JE3	TX-Austin Cmnty College	Aa+		1.0120%	833,627	-	(10,000)	10,000	(7,760)	825,867	808,464	(18,251)	807,616	6,667	08/01/2026	N
CUSIP #590760ST2	TX-Mesquite ISD	AAA		0.9370%	175,000	-	(410)	410	-	175,000	169,286	(3,995)	171,005	210	08/15/2026	N
CUSIP #967120J56	TX-Wichita Falls	AA		1.1090%	85,000	-	(236)	236	-	85,000	82,154	(2,021)	82,979	79	09/01/2026	N
CUSIP #052397XL5	TX-Austin Taxable Pub	AAA		0.9000%	870,325	-	(6,375)	6,375	(4,355)	865,970	839,894	(21,444)	844,526	2,125	09/01/2026	N
CUSIP #876448DY4	TX-Tarrant Regl Wtr Dist	AAA		1.4100%	436,732	-	(825)	825	700	437,432	423,848	(9,215)	428,217	275	09/01/2026	N
CUSIP #23542JQQ1	TX-Dallas Wtrwks & Swr Sys	AAA		1.0000%	251,054	-	(842)	842	(211)	250,843	242,443	(6,661)	244,182	1,684	10/01/2026	N
CUSIP #7342606X5	TX-Port Houston Auth	Aa+	5.1500%		241,888	-	(1,406)	1,406	1,622	244,810	244,820	3,032	246,542	2,813	10/01/2026	Y
CUSIP #759136VD3	CO-Regl Transprtn Dis	Aa+		3.1001%	267,531	-	(619)	619	1,400	268,931	263,189	(2,805)	266,126	1,031	11/01/2026	N
CUSIP #914713N73	NC-Univ at Chapel Hill	AAA		3.4302%	237,185	-	(1,517)	1,517	497	237,682	235,255	(732)	236,950	2,023	12/01/2026	N
CUSIP #481305KF6	TX-Judson ISD	Aaa		1.0980%	188,149	-	(549)	549	1,871	190,020	191,158	3,080	193,100	366	02/01/2027	N
CUSIP #44236PLR7	TX-Houston Cmnty College	Aa+		3.1301%	246,702	-	(3,000)	3,000	(1,033)	245,669	243,840	(1,786)	243,883	1,533	02/15/2027	N
CUSIP #487694UB5	TX-Keller ISD	AAA		3.8937%	213,413	-	(2,625)	2,625	(526)	212,887	213,360	370	213,257	1,342	02/15/2027	N
CUSIP #349461BW2	TX-Forth Worth ISD	AAA		3.5262%	245,248	-	(3,000)	3,000	(809)	244,439	243,350	(491)	243,948	1,533	02/15/2027	N
CUSIP #232769JX8	TX-Cypress Fairbanks ISD	AAA		3.3060%	297,334	-	(3,625)	3,625	(1,130)	296,204	294,730	(1,317)	294,887	1,533	02/15/2027	N
CUSIP #9698878H4	TX-Williamson Cnty	AAA		4.6730%	534,135	-	(1,302)	1,302	4,757	538,892	538,631	5,175	544,067	666	02/15/2027	N
CUSIP#232769JX8 #2	TX-Cypress Fairbanks ISD	AAA		4.4028%	226,979	-	(2,813)	2,813	(305)	226,674	228,670	2,117	228,791	1,438	02/15/2027	N
CUSIP #487694UB5 #2	TX-Keller ISD	AAA		4.6203%	115,644	-	(1,438)	1,438	(99)	115,545	116,840	1,299	116,784	735	02/15/2027	N
CUSIP #876443RG9	TX-Tarrant Regl Wtr Dist	AAA		3.2502%	406,419	-	(1,971)	1,971	1,287	407,706	401,645	(3,243)	404,463	657	03/01/2027	N
CUSIP #88213AKG9	TX-Texas A&M University	Aaa		4.2800%	766,848	-	(6,172)	6,172	2,140	768,988	772,136	10,532	779,520	9,327	05/15/2027	Y
CUSIP #971697JL2	NC-City of Wilmington	Aa+		4.5206%	260,261	-	(1,018)	1,018	1,922	262,183	262,301	2,378	264,561	1,357	06/01/2027	N
CUSIP #795574ZY1	UT-Salt Lake City	Aaa		4.8892%	870,801	-	(10,813)	10,813	(742)	870,059	883,381	12,431	882,490	12,735	06/15/2027	N
CUSIP #127145LH1	UT-Cache Cnty Sch Dist	Aaa		3.0000%	574,034	-	(4,463)	4,463	2,680	576,714	584,998	9,956	586,670	5,296	06/15/2027	N
CUSIP #112097G87	OK-City of Broken Arrow	Aa3		4.4030%	307,927	-	(1,960)	1,960	1,449	309,376	310,499	2,704	312,080	1,307	08/01/2027	N
CUSIP #67919PPV9	OK-Oklahoma Water Resource	AAA		4.2670%	237,767	-	(1,444)	1,444	1,112	238,879	239,245	2,771	241,650	2,889	04/01/2028	N
CUSIP #01170RQS4	AK-Alaska Housing Finance Co.	Aa+		4.8510%	251,138	-	(3,032)	3,032	(98)	251,040	254,380	4,117	255,157	4,043	06/01/2028	N
CUSIP #928173DM2	VA-Virginia Public Bldg. Authority	Aa1		4.7790%	1,000,537	-	(12,000)	12,000	(44)	1,000,493	1,029,270	29,447	1,029,940	8,000	08/01/2028	N
CUSIP #44244CTM9	TX-City of Houston	Aa2		3.8152%	997,120	-	(9,308)	9,308	213	997,333	994,000	107	997,440	14,065	11/15/2028	N



Collin County, Texas
 QUARTERLY INVESTMENT REPORT
 Quarter Ending September 30, 2025

**NON-OPERATING
 Investment Details**

NON-OPERATING GROUP	Security Name	Rating	Yield to Call	Yield to Maturity	Beginning Book Value	Increases	Decreases	Interest Earned	Amortization/ Accretion	Ending Book Value	Beginning Market Value	Unrealized Gain / (Loss)	Ending Market Value	Accrued Interest	Maturity / Call Date	Callable
			(YTC)	(YTM)	06/30/2025			QTD	09/30/2025	06/30/2025	Market Adj	09/30/2025				
CUSIP #347622CY6	FL-City of Ft. Lauderdale	Aa1	4.4810%	4.4810%	678,384	-	(3,000)	3,000	5,115	683,499	691,943	14,879	698,378	3,000	01/01/2029	N
CUSIP #44236PLT3	TX-Houston Cmnty College	Aaa	4.4730%	4.4730%	403,426	-	(5,000)	5,000	(236)	403,190	413,616	10,774	413,964	2,556	02/15/2029	N
CUSIP #666495JA5	TX-Town of Northlake	AA	4.7000%	4.7000%	364,652	-	(5,250)	5,250	(1,011)	363,641	374,220	10,044	373,685	2,683	02/15/2029	N
CUSIP #1806054JW3	OK-Cleveland County ISD	Aa2	4.4270%	4.4270%	845,038	-	(9,031)	9,031	338	845,376	859,665	16,703	862,079	3,010	03/01/2029	N
CUSIP #415037BX7	MS-County of Harrison	AA	3.8800%	3.8800%	355,014	-	(3,771)	3,771	(342)	354,672	350,893	(2,603)	352,069	1,257	03/01/2029	N
CUSIP #088281P53	TX-County of Bexar	Aaa	4.0220%	4.0220%	517,395	-	(6,250)	6,250	(1,099)	516,296	519,005	2,934	519,230	7,361	06/15/2029	N
CUSIP #34157VAE1	FL-University of Florida	Aa2	4.1060%	4.1060%	516,032	-	(6,250)	6,250	(1,002)	515,030	516,730	2,735	517,765	6,250	07/01/2029	N
CUSIP #678553BX5	OK-Oklahoma City Economic Dev.	Aa2	4.5840%	4.5840%	316,421	-	(1,480)	1,480	2,288	318,709	322,011	7,106	325,815	493	03/01/2029	N
CUSIP #658289K51	NC-North Carolina State University	Aa1	4.2920%	4.2920%	492,146	-	(2,390)	2,390	3,109	495,255	492,974	7,971	503,226	4,780	10/01/2029	N
CUSIP #488836JD0	TX-Kennedy ISD	Aaa	4.6780%	4.6780%	866,852	-	-	-	10,736	877,588	880,530	14,842	892,430	-	08/15/2028	N
CUSIP #899559RA8	OK-Tulsa County ISD #3	AA	4.5990%	4.5990%	1,000,092	-	(11,500)	11,500	(8)	1,000,084	1,016,870	18,166	1,018,250	23,000	04/01/2028	N
CUSIP #010268EG1	AL-Alabama Hwy Financial Auth.	Aa2	4.6010%	4.6010%	4,583	-	(22)	22	33	4,616	4,642	94	4,710	7	09/01/2028	N
CUSIP #010268EN6	AL-Alabama Hwy Financial Auth.	Aa2	4.6010%	4.6010%	682,861	-	(3,217)	3,217	4,906	687,767	694,035	12,518	700,285	1,072	09/01/2028	N
CUSIP #679088EU4	OK-Oklahoma St. Capital Improvement	AA	4.6887%	4.6887%	499,780	-	(4,874)	4,874	639	500,419	502,034	6,506	506,925	4,874	07/01/2029	N
CUSIP #899593NL7	OK-Tulsa County ISD #5	Aa2	4.2370%	4.2370%	1,032,932	-	(12,500)	12,500	(1,703)	1,031,229	1,037,600	9,711	1,040,940	20,833	05/01/2030	N
CUSIP #7632275A9	TX-City of Richardson	Aaa	4.3980%	4.3980%	100,000	-	(1,100)	1,100	-	100,000	101,298	1,707	101,707	1,503	02/15/2029	N
CUSIP #471376GM9	IA-City of Jasper	Aa2	4.3000%	4.3000%	170,063	-	(2,063)	2,063	(257)	169,806	172,135	1,995	171,801	2,085	06/01/2030	N
CUSIP #220113DQ4	TX-City of Corpus Christi	Aa2	4.1270%	4.1270%	-	442,397	(1,906)	1,906	2,296	444,693	-	2,830	447,523	715	03/01/2029	N
CUSIP #3587764W9	TX-City of Frisco	Aaa	4.0290%	4.0290%	-	440,274	(4,692)	4,692	(1,135)	439,139	-	3,990	443,129	4,692	02/15/2030	N
CUSIP #746673ZU9	TN-County of Putnam	Aa2	4.0100%	4.0100%	-	886,430	(1,733)	1,733	3,268	889,698	-	2,642	892,340	6,500	04/01/2030	N
CUSIP #796099S67	TX-City of San Angelo	AA	4.3700%	4.3700%	-	1,000,000	(5,705)	5,705	-	1,000,000	-	13,020	1,013,020	5,705	02/15/2030	N
CUSIP #92812WYN8	VA-Virginia Hsg Development	Aa1	4.3990%	4.3990%	-	330,000	(1,613)	1,613	-	330,000	-	2,894	332,894	1,613	08/01/2030	N
CUSIP #341271AF1	FL-Florida St. Brd Adm Fin Corp	Aa2	4.1990%	4.1990%	-	911,210	(1,975)	1,975	1,681	912,891	-	1,949	914,840	5,385	07/01/2030	N
CUSIP #366120GP2	TX-City of Garland	AA	3.9380%	3.9380%	-	300,000	(472)	472	-	300,000	-	1,185	301,185	472	02/15/2029	N
					32,930,074	4,310,311	(4,416,079)	266,079	18,014	33,108,399	32,903,532	126,651	33,235,050	254,389		
	TOTAL NON-OPERATING INVESTMENTS				224,595,198	128,160,822	(125,940,770)	2,036,753	91,692	228,943,695	224,598,238	263,026	229,206,721	1,189,480		



Collin County, Texas
QUARTERLY INVESTMENT REPORT
 Quarter Ending September 30, 2025

NON-OPERATING Schedule of Investments by Fund

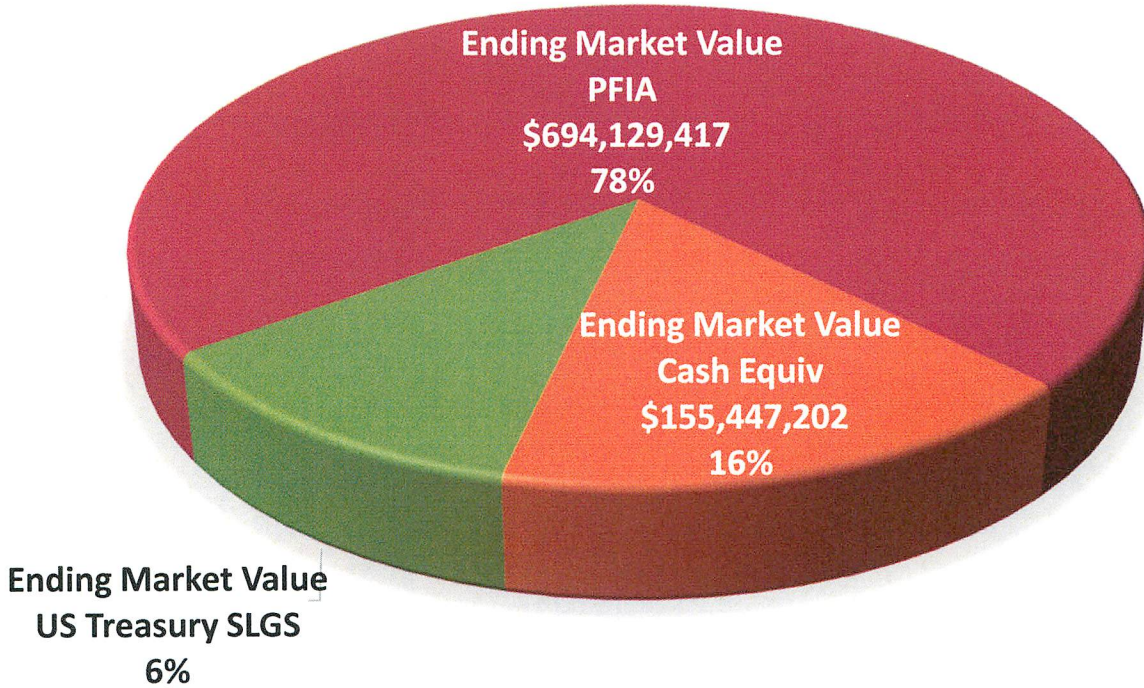
Fund Number (MUNIS)	Fund Name	Book Value 09/30/2025	Interest Earned YTD	% of Total Invested
<u>General Funds</u>				
0001	General	152,797,754	5,785,040	66.6638%
0499	Permanent Improvements	9,934,663	392,180	4.3344%
		162,732,417	6,177,220	70.9982%
<u>Special Revenue Funds</u>				
1010	Road and Bridge	53,069,159	2,094,955	23.1534%
		53,069,159	2,094,955	23.1534%
<u>Grant Funds</u>				
2132	ARPA	11,545,305	- ***	5.0371%
		11,545,305	-	5.0371%
<u>Debt Service Funds</u>				
3001	Debt Service Fund	1,859,745	73,415	0.8114%
		1,859,745	73,415	0.8114%
	SubTotal Non-Operating Investments	229,206,626	8,345,590	100.0000%
<u>Market Adjustment *</u>				
	Federal Agency Bonds	136,375		
	Municipal Bonds	126,651		
		263,026		
<i>Market Adjustments are calculated using Market Values as shown on ANB Statements</i>				
		Total Book Value as of 09/30/2025	228,943,600	
<u>Fiduciary-Agency-Custodial Funds</u>				
7031	County Clerk - Trust	3,146,208		
7036	District Clerk - Trust	2,670,017		
7080	Tax Assessor/Collector	11,289,902		
		17,106,127		
	Total Consolidated Book Value (Excluding Market Adjustment)	246,049,727		

Notes
 *** Interest is re-allocated to deferred revenue

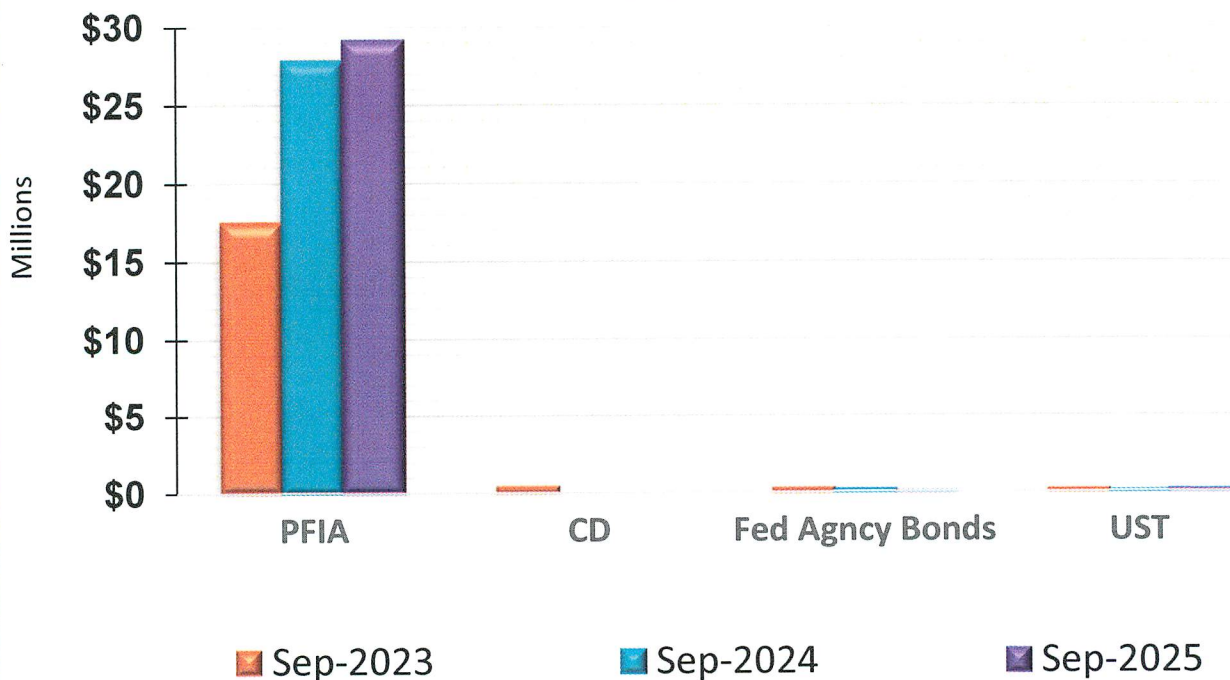


CAPITAL PROJECTS GROUP

CAPITAL PROJECTS INVESTMENTS BY SECURITYTYPE



CAPITAL PROJECTS YTD INTEREST EARNINGS





Collin County, Texas
 QUARTERLY INVESTMENT REPORT
 Quarter Ending September 30, 2025

CAPITAL PROJECTS
Investment Details

CAPITAL PROJECTS GROUP	Security Name	Rating	Yield to Call (YTC)	Yield to Maturity (YTM)	Beginning Book Value 06/30/2025	Increases	Decreases	Interest Earned QTD	Amortization/ Accretion	Ending Book Value 09/30/2025	Beginning Market Value 06/30/2025	Unrealized Gain / (Loss) Market Adj	Ending Market Value 09/30/2025	Accrued Interest	Maturity / Call Date	Callable
PFIA Investment Pools																
	TexPool		4.2897%		11,504,466	50,000,000	-	447,520	-	61,951,986	11,504,466	-	61,951,986	-	N/A	N/A
	TexSTAR		4.2648%		15,373,232	50,000,000	(8,562,000)	473,638	-	57,284,870	15,373,232	-	57,284,870	-	N/A	N/A
	Texas CLASS		4.3473%		260,871,265	51,128,000	(112,403,000)	2,966,915	-	202,563,180	260,871,265	-	202,563,180	-	N/A	N/A
	LOGIC		4.3784%		241,534,316	50,629,262	-	3,008,701	-	295,172,279	241,534,316	-	295,172,279	-	N/A	N/A
	Texas RANGE DL		4.2667%		43,037,237	20,000,000	-	590,768	-	63,628,005	43,037,237	-	63,628,005	-	N/A	N/A
	Texas FIT		4.2300%		36,024,508	-	(22,807,000)	311,589	-	13,529,097	36,024,508	-	13,529,097	-	N/A	N/A
					608,345,024	221,757,262	(143,772,000)	7,799,131	-	694,129,417	608,345,024	-	694,129,417	-		
Cash Equivalent Investments																
	American National Bank															
	Custody Cash Holdings		3.7767%		89,190,465	2,612	-	864,615	-	90,057,692	89,190,465	-	90,057,692	278,970	N/A	N/A
	Farmer's Bank & Trust															
	IntraFi Network Deposits		4.3667%		64,668,543	-	-	720,967	-	65,389,510	64,668,543	-	65,389,510	-	N/A	N/A
					153,859,008	2,612	-	1,585,582	-	155,447,202	153,859,008	-	155,447,202	278,970		
					-	-	-	-	-	-	-	-	-	-		
United States Treasuries																
	Demand Deposit SLGS Series 2020		1.5080%		-	23,500,000	-	29,108	-	23,529,108	-	-	23,529,108	972		
	Demand Deposit SLGS Series 2021		1.3380%		-	85,500,000	-	105,904	-	85,605,904	-	-	85,605,904	3,138		
	Total Federal/Agency Bonds & US Treasuries				-	109,000,000	-	135,012	-	109,135,012	-	-	109,135,012	4,110		
	TOTAL CAPITAL PROJECTS INVESTMENTS				762,204,032	330,759,874	(143,772,000)	9,519,725	-	958,711,631	762,204,032	-	958,711,631	283,080		



Collin County, Texas
QUARTERLY INVESTMENT REPORT
 Quarter Ending September 30, 2025

CAPITAL PROJECTS

Fund Number	Fund Name (MUNIS)	Book Value 09/30/2025	Interest Earned YTD	% of Total Invested
Capital Project Funds				
Permanent Improvement Bonds				
4002	Ltd Tax Perm Imp 2000	-	1	0.0000%
4003	Lmtd Tax P/I Series '01	61,194	3,500	0.0064%
4004	Ltd Tax Perm Imp 2002	113,282	8,529	0.0118%
4005	Ltd Tax Perm Imp 2004	15,454	450	0.0016%
4006	Lmtd Tax Perm Imp 2005	16,231	706	0.0017%
4007	Lmtd Tax Perm Imp Bds '06	11,924	439	0.0012%
4008	Ltd Tax Perm Imp 2007	-	-	0.0000%
4009	Ltd TX PI 2008 07Proj	18,794	692	0.0020%
4010	LTD TAX PI 2008 03PROJ	-	1	0.0000%
4011	Ltd Tax PI Bds 2009	156,875	12,384	0.0164%
4012	Ltd TX PI BAB Bds 2009B	160,909	8,959	0.0168%
4013	Ltd Tax PI Bds 2011	26,626	1,159	0.0028%
4014	Ltd Tax Perm Imp 2012	71,993	4,927	0.0075%
4015	Ltd Tax Perm Imp 2013	95,587	4,052	0.0100%
4016	Ltd Tax P/I 2014	411,092	17,921	0.0429%
4017	Ltd Tax P/I 2015	124,870	13,858	0.0130%
4018	Ltd Tax P/I 2016	168,486	8,809	0.0176%
4019	LT 2019A	72,398	6,820	0.0076%
4020	LT 2019B	4,735,468	283,244	0.4939%
4021	LT 2020A	82,868,284	3,930,010	8.6437%
4022	LT 2020B	7,195,976	405,911	0.7506%
4023	LT 2020C	899	1,611	0.0001%
4024	LT 2021A	23,727,148	1,281,980	2.4749%
4025	LT 2021B	38,109,836	2,010,670	3.9751%
4026	LT 2021C	427,936	25,166	0.0446%
4027	LT 2022A	4,329,529	188,443	0.4516%
4028	LT 2022B	15,447,301	698,679	1.6113%
4029	LT 2022C	883,811	47,143	0.0922%
4030	LT 2023A	278,429,058	12,250,792	29.0420%
4031	LT 2023C	1,813,954	78,952	0.1892%
4032	23 LT PI PRP A	229,496,464	6,629,439	23.9380%
4033	23 LT PI PRP B	5,883,084	148,841	0.6136%
4034	23 LT PI PRP C	8,287,176	360,846	0.8644%
4035	23 LT PI PRP D	10,632,088	317,695	1.1090%
4036	23 LT PI PRP E	166,998,976	3,011,897	17.4191%
		880,792,703	31,764,526	91.8726%
Road Bonds				
4201	Unlmted Tax Rd Bonds 2004	384,112	16,718	0.0401%
4202	Unlmted Tax Road Bond 2005	25,482	1,109	0.0027%
4203	Unlmted Tax Road Bds '06	-	-	0.0000%
4204	Unltd Tax Rd Bds 2007	462,936	28,270	0.0483%
4205	Unltd Tx Rd Bds 08 03Proj	129,951	7,231	0.0136%
4206	Unltd Rd Bds 2008 07Proj	485,056	22,817	0.0506%
4207	Unltd Tax Road Bds 2009	138,048	6,201	0.0144%
4208	UNLTD TX RD BAB 2009B	-	8	0.0000%
4209	Unltd Tax Rd Bds 2011	678,042	31,470	0.0707%
4210	UNLTD TAX ROAD BD 2012	1,447,823	68,934	0.1510%
4211	Unlmted Tax Road Bond 2013	2,938,476	128,220	0.3065%
4212	Unltd Tax Road Bd 2014	9,742,444	513,206	1.0162%
4213	Unltd Tax Road Bd 2015	11,658,328	719,711	1.2160%
4214	UnLtd Tax Road Bd 2016	2,997,202	148,098	0.3126%
4215	UT 2019A	28,869,797	1,661,848	3.0113%
4216	UT 2019B	550,913	26,342	0.0575%
4281	Unlimited Road Bond 99	1,906,272	82,970	0.1988%
4282	Unlimited Road Bond 99A	6,822	297	0.0007%
4283	Unlimited Road Bond 00/01	270,610	11,778	0.0282%
4284	Unlimited Road Bond 95/97	162,996	7,182	0.0170%
		62,855,310	3,482,410	6.5562%



Collin County, Texas
QUARTERLY INVESTMENT REPORT
 Quarter Ending September 30, 2025

CAPITAL PROJECTS

Fund Number (MUNIS)	Fund Name	Book Value 09/30/2025	Interest Earned YTD	% of Total Invested
Tax Notes				
4401	Tax Notes 2006	1,733,881	76,068	0.1809%
4402	Capital Improvement TN 01	594,273	25,866	0.0620%
4403	Capital Imp T/N 01A	1,191	3,982	0.0001%
4404	Tax Notes Series 2002	1,355,013	58,977	0.1413%
4405	Tax Notes Series 2004	1,494,843	65,415	0.1559%
4406	Tax Notes 2018	1,743,606	134,543	0.1819%
4407	Tax Notes 2025	8,140,815	50,815	0.8491%
		15,063,622	415,666	1.5712%
	SubTotal Capital Projects Investments	958,711,635	35,662,602	100.0000%

Market Adjustment *

Federal Agency Bonds

-

Market Adjustments are calculated using Market Values as shown on ANB Statements

Total Book Value as of 09/30/25	958,711,631	35,662,602
---------------------------------	-------------	------------