



Collin County, Texas
QUARTERLY INVESTMENT REPORT
 Quarter Ending December 31, 2024

STATEMENT OF INVESTMENT POSITION

The investments held in Collin County portfolio are managed in full compliance with the Public Funds Investment Act (Government Code 2256.023), and with the Investment Policy and strategy of Collin County Government.


	OPERATING GROUP			NON-OPERATING GROUP			CAPITAL PROJECTS GROUP			TOTAL PORTFOLIO		
	Prior Year Market Value	Beginning Market Value	Ending Market Value	Prior Year Market Value	Beginning Market Value	Ending Market Value	Prior Year Market Value	Beginning Market Value	Ending Market Value	Prior Year Market Value	Beginning Market Value	Ending Market Value
	12/31/2023	9/30/2024	12/31/2024	12/31/2023	9/30/2024	12/31/2024	12/31/2023	9/30/2024	12/31/2024	12/31/2023	9/30/2024	12/31/2024
Cash in Bank	30,900,569	71,266,933	138,412,820							30,900,569	71,266,933	138,412,820
PFIA Investment Pools	423,174,958	363,413,411	337,197,054	783,814	815,448	825,199	526,392,739	628,778,214	639,844,530	950,351,511	993,007,073	977,866,783
Cash Equivalent Investments	45,338,746	47,223,564	47,806,820	59,989,020	59,752,739	83,921,907	101,750,095	146,167,931	147,882,704	207,077,861	253,144,234	279,611,431
Certificates of Deposit	-	-	-	33,720,783	23,103,003	25,116,980	-	-	-	33,720,783	23,103,003	25,116,980
Federal/Agency Bonds				95,883,188	102,897,846	80,348,510	41,674,511	2,814,036	2,839,972	137,557,699	105,711,882	83,188,482
Municipal Bonds				31,021,789	31,753,659	31,512,108				31,021,789	31,753,659	31,512,108
TOTALS	499,414,273	481,903,908	523,416,694	221,398,594	218,322,695	221,724,704	669,817,345	777,760,181	790,567,206	1,390,630,212	1,477,986,784	1,535,708,604

Annualized Yield	5.454%	5.328%	4.798%	3.283%	3.908%	3.769%	5.126%	5.187%	4.767%	4.892%	5.047%	4.623%
Weighted Yield To Call	5.475%	5.302%	4.779%	3.425%	3.896%	3.575%	5.150%	5.262%	4.734%	4.978%	5.061%	4.562%
Weighted Yield To Maturity	5.475%	5.302%	4.779%	3.357%	3.916%	3.693%	5.150%	5.262%	4.734%	4.967%	5.064%	4.580%
Weighted Average Maturity (Days)	1	1	1	376	495	426	16	2	1	70	78	69

In accordance with Government Code 2256.005 Sections f-i, The Investment Officers of Collin County are required to:
 (1) Disclose a personal business relationship with a business organization offering to sell investments to the organization; and
 (2) Disclose whether he/she is related within the second degree by affinity of consanguinity to an individual seeking to sell an investment to the entity;

Authorized By Investment Officers: 
 Robert D. Cone, County Auditor 4/21/25
Date

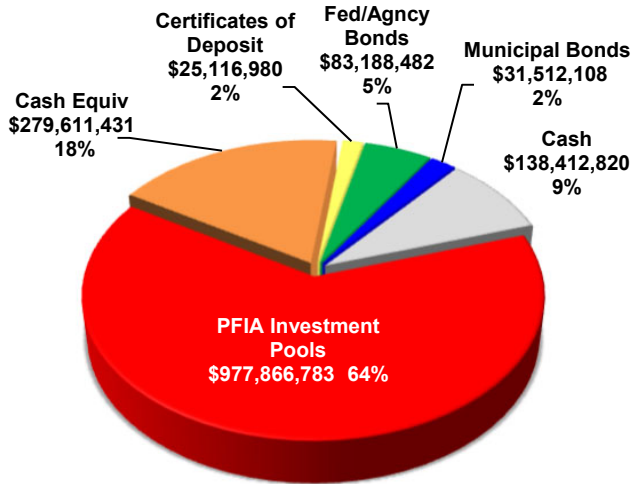

 Monika Arris, Budget Director 4/21/25
Date



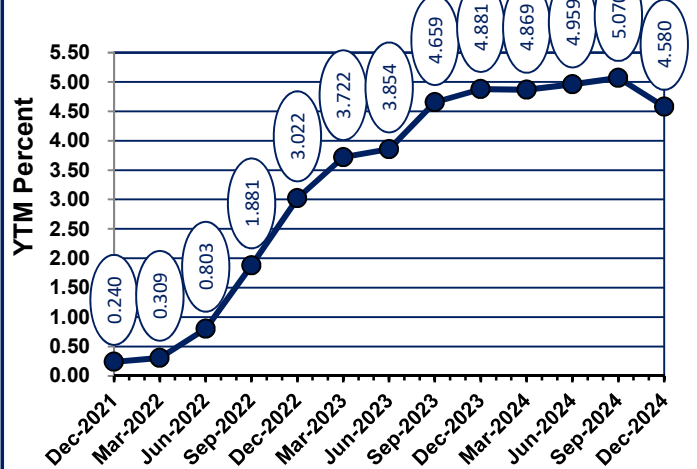
Collin County, Texas
 QUARTERLY INVESTMENT REPORT
 Quarter Ending December 31, 2024

TOTAL PORTFOLIO

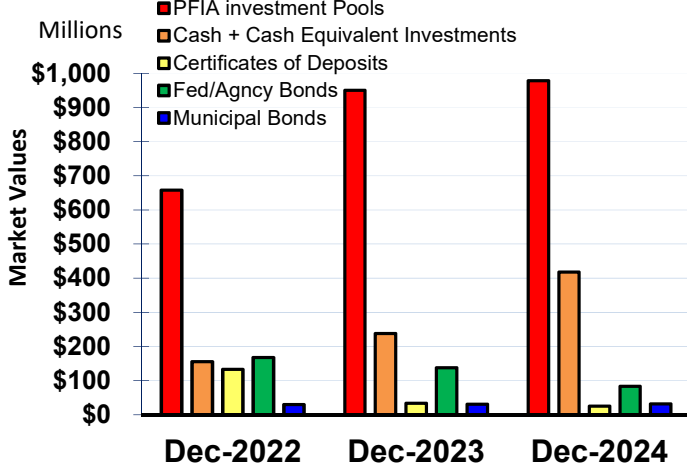
Portfolio Composition by Type



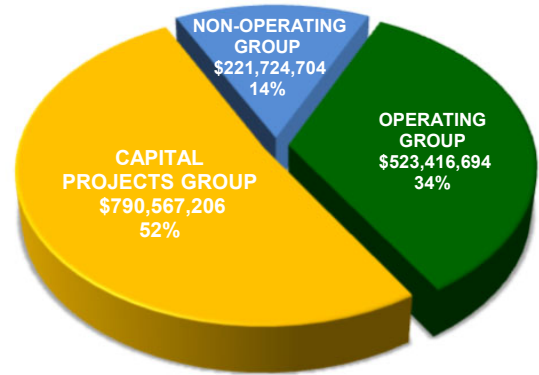
Portfolio Weighted YTM 3 Year Trend



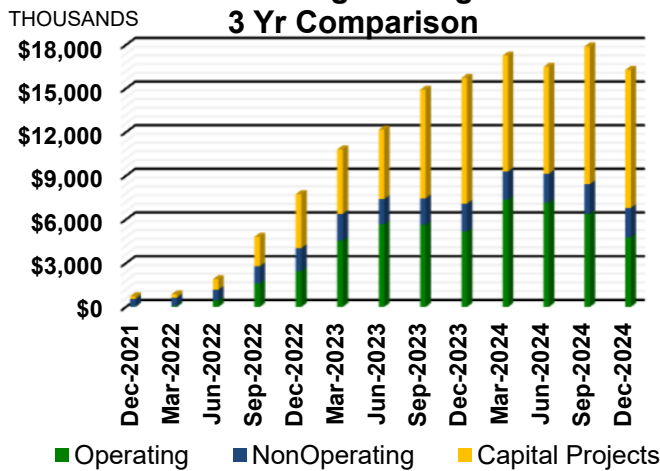
Portfolio Position by Type 3 Yr Comparison



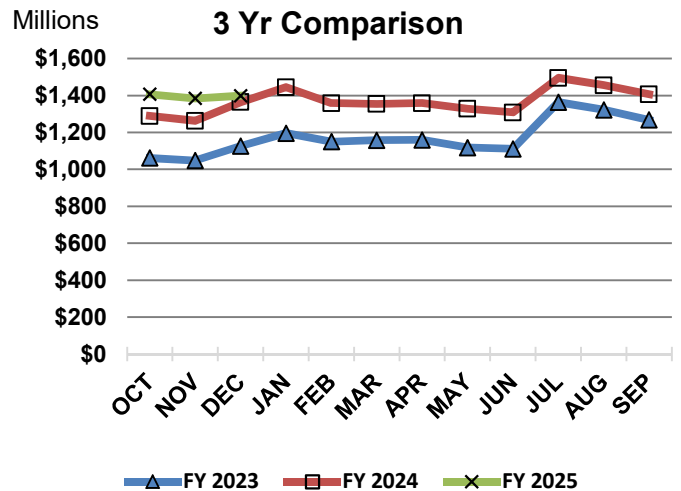
Portfolio Composition by Investment Pool Group at Qtr End



Interest Earnings during Quarter 3 Yr Comparison



Total Portfolio 3 Yr Comparison





Collin County, Texas
 QUARTERLY INVESTMENT REPORT
 Quarter Ending December 31, 2024

TOTAL PORTFOLIO
Summary Statement by Pooled Fund Group

Description	Ending Market Value	Percentage of Portfolio	Avg Monthly Yields Oct-2024	Avg Monthly Yields Nov-2024	Avg Monthly Yields Dec-2024
TexPool	47,268,249	3.3828%	4.9130%	4.7302%	4.5610%
TexSTAR	82,994,952	5.9397%	4.8722%	4.7112%	4.5642%
Texas CLASS	372,554,930	26.6626%	5.0025%	4.8165%	4.6458%
LOGIC	305,615,663	21.8719%	4.9905%	4.8298%	4.6928%
Texas RANGE	109,969,154	7.8701%	4.9300%	4.7200%	4.5700%
Texas FIT	59,463,835	4.2556%	4.9402%	4.9070%	4.7275%
ICS American National Bank	47,806,820	3.4214%	4.9900%	4.7900%	4.5300%
ICS Farmer's Bank & Trust	63,256,389	4.5271%	4.9800%	4.7700%	4.6300%
CE American National Bank-CUS	166,384,038	11.9076%	4.4200%	4.1800%	3.9300%
CE American National Bank-SEA	2,164,184	0.1549%	4.9400%	4.5900%	4.3500%
* Certificates of Deposit	25,116,980	1.7975%	3.8293%	3.8293%	3.8293%
* Federal Agency Bonds	80,744,926	5.7787%	3.8341%	3.8341%	3.8341%
* US Treasuries	2,443,556	0.1749%	2.5903%	2.5903%	2.5903%
* Municipal Bonds	31,512,108	2.2552%	2.8641%	2.8641%	2.8641%
	1,397,295,784	100.0000%	4.4354%	4.2973%	4.1657%

* Avg Monthly Yields are calculated by averaging YTM. Since Collin County Investment Policy maximum term limit is five years, yields may include rates from 12/31/2019 - 12/31/2024.

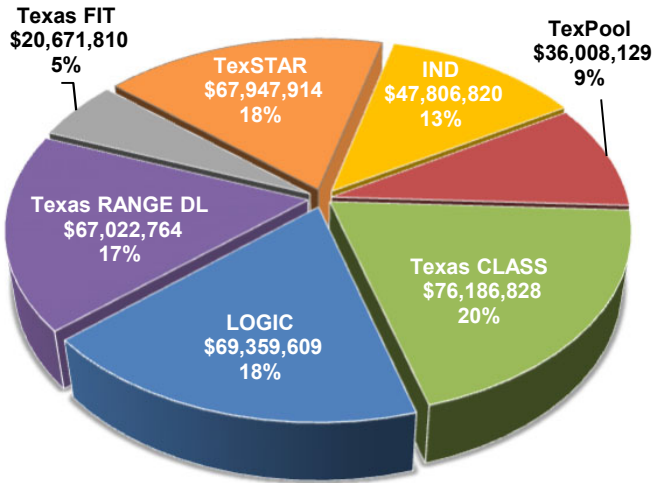
POOLED FUND GROUP	Beginning Book Value 09/30/2024	Increases	Decreases	Interest Earned QTD	Amortization / Accretion	Ending Book Value 12/31/2024	Beginning Market Value 09/30/2024	Unrealized Gain / (Loss) Market Adj	Ending Market Value 12/31/2024	Accrued Interest 12/31/2024
Operating Group										
PFIA Investment Pools	363,413,411	14,348,000	(44,754,000)	4,189,643	-	337,197,054	363,413,411	-	337,197,054	-
Cash Equivalent Investments	47,223,564	-	-	583,256	-	47,806,820	47,223,564	-	47,806,820	-
Sub-Total	410,636,975	14,348,000	(44,754,000)	4,772,899	-	385,003,874	410,636,975	-	385,003,874	-
Non-Operating Group										
PFIA Investment Pools	815,448	-	-	9,751	-	825,199	815,448	-	825,199	-
Cash Equivalent Investments	59,752,739	41,945,805	(18,637,693)	861,056	-	83,921,907	59,752,739	-	83,921,907	301,725
Certificates of Deposit	23,103,003	12,500,000	(10,690,071)	204,048	-	25,116,980	23,103,003	-	25,116,980	1,485
Federal/Agency Bonds	101,073,832	17,308,173	(37,889,500)	677,305	37,006	81,206,816	100,411,396	(858,306)	80,348,510	643,975
Municipal Bonds	31,966,202	996,480	(1,218,226)	268,224	(23,722)	31,988,960	31,753,659	(476,852)	31,512,108	364,614
Sub-Total	216,711,224	72,750,458	(68,435,490)	2,020,384	13,284	223,059,862	215,836,245	(1,335,158)	221,724,704	1,311,799
Capital Projects Group										
PFIA Investment Pools	628,778,214	9,963,000	(6,670,000)	7,773,316	-	639,844,530	628,778,214	-	639,844,530	-
Cash Equivalent Investments	146,167,931	7,125	-	1,707,648	-	147,882,704	146,167,931	-	147,882,704	293,214
Federal/Agency Bonds	2,850,000	-	(9,896)	9,896	-	2,850,000	2,814,036	(10,028)	2,839,972	5,542
Sub-Total	777,796,145	9,970,125	(6,679,896)	9,490,860	-	790,577,234	777,760,181	(10,028)	790,567,206	298,756
Grand Totals:	1,405,144,344	97,068,583	(119,869,386)	16,284,143	13,284	1,398,640,970	1,404,233,401	(1,345,186)	1,397,295,784	1,610,555



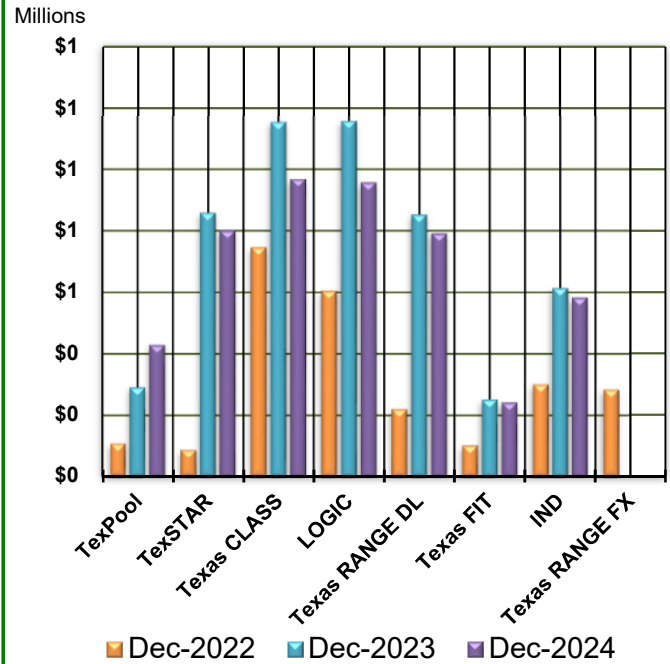
Collin County, Texas
 QUARTERLY INVESTMENT REPORT
 Quarter Ending December 31, 2024

OPERATING GROUP

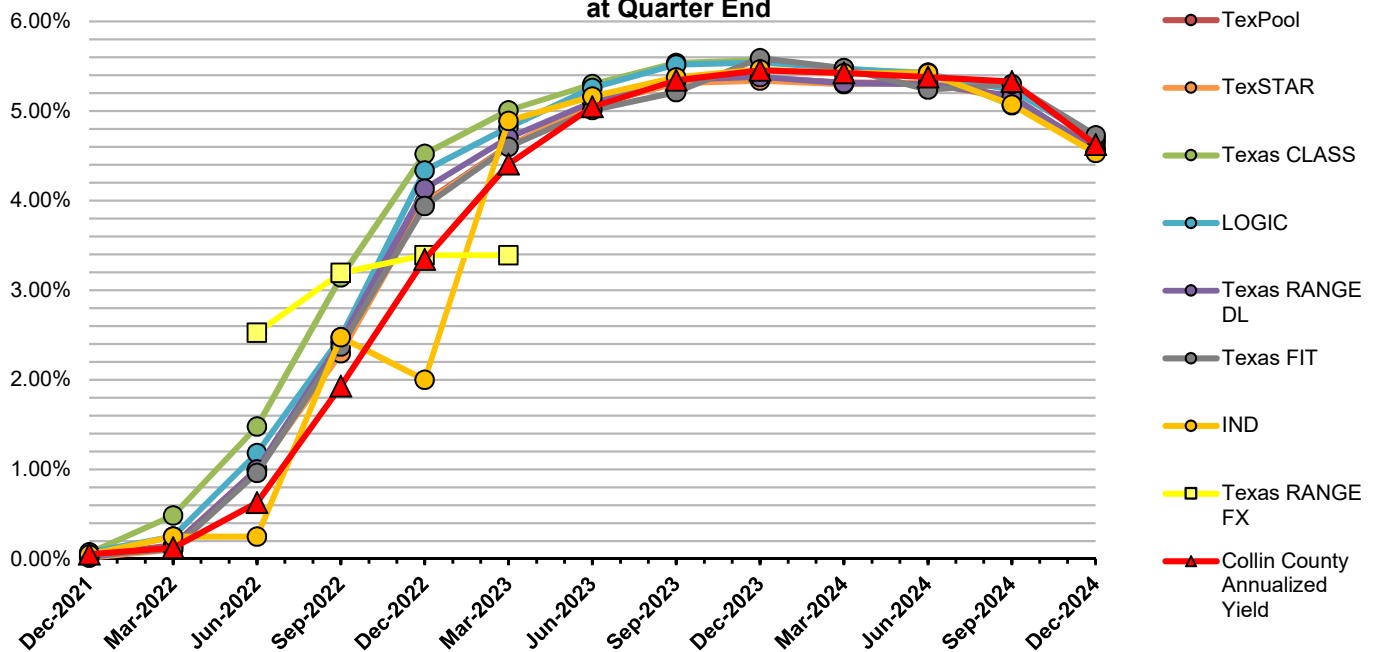
**Operating Investments
 by Type at Quarter End**



**Operating Investments
 YTD Interest Earnings Comparison
 at Quarter End**



**Operating Investments
 Yields Comparison
 at Quarter End**





Collin County, Texas
QUARTERLY INVESTMENT REPORT
 Quarter Ending December 31, 2024

OPERATING
Investment Details

<u>OPERATING GROUP</u>	Yield to Maturity	Beginning Book Value	Increases	Decreases	Interest Earned	Ending Book Value	Beginning Market Value	Ending Market Value	Accrued Interest	Maturity Date
	(YTM)	09/30/2024			QTD	12/31/2024	09/30/2024	12/31/2024		
<u>PFIA Investment Pools</u>										
TexPool	4.7347%	35,868,038	-	(288,000)	428,091	36,008,129	35,868,038	36,008,129	-	N/A
TexSTAR	4.7159%	67,146,632	-	-	801,282	67,947,914	67,146,632	67,947,914	-	N/A
Texas CLASS	4.8216%	78,400,201	14,348,000	(17,530,000)	968,627	76,186,828	78,400,201	76,186,828	-	N/A
LOGIC	4.8377%	95,337,808	-	(26,936,000)	957,801	69,359,609	95,337,808	69,359,609	-	N/A
Texas RANGE DL	4.7400%	66,230,751	-	-	792,013	67,022,764	66,230,751	67,022,764	-	N/A
Texas FIT	4.8582%	20,429,981	-	-	241,829	20,671,810	20,429,981	20,671,810	-	N/A
		363,413,411	14,348,000	(44,754,000)	4,189,643	337,197,054	363,413,411	337,197,054	-	
<u>Cash Equivalent Investments</u>										
American National Bank										
IntraFi Network Deposits	4.7700%	47,223,564	-	-	583,256	47,806,820	47,223,564	47,806,820	-	N/A
		47,223,564	-	-	583,256	47,806,820	47,223,564	47,806,820	-	
TOTAL OPERATING INVESTMENTS		410,636,975	14,348,000	(44,754,000)	4,772,899	385,003,874	410,636,975	385,003,874	-	



Collin County, Texas
QUARTERLY INVESTMENT REPORT
 Quarter Ending December 31, 2024

OPERATING
Schedule of Investments by Fund

Fund Number (MUNIS)	Fund Name	Book Value 12/31/2024	Interest Earned YTD	% of Total Invested
<u>General Funds</u>				
0001	General	87,776,404	1,757,505	22.8026%
0002	Housing Finance Corp	561,175	6,592	0.1458%
0003	Records Archive Fund	17,683,259	-	4.5938% *
0005	Dis Cts Rec Tech Fund	612,470	-	0.1591% *
0499	Permanent Improvements	7,968,351	98,816	2.0700%
		114,601,659	1,862,913	29.7713%
<u>Special Revenue Funds</u>				
0029	Courthouse Security	1,117,977	-	0.2904% *
1010	Road and Bridge	25,907,377	339,044	6.7302%
1011	Farm and Market	24,469	293	0.0064%
1012	Lateral Road	1,592,543	18,868	0.4137%
1013	Judicial Appellate	494,143	5,986	0.1284%
1015	Court Reporters	572,333	-	0.1487% *
1021	Law Library	4,851,381	-	1.2603% *
1025	Co Clrk Rec Mgmt & Pres	14,966,498	-	3.8880% *
1026	Dist Clrk Rec Mgmt & Pres	1,136,399	-	0.2952% *
1028	Justice Court Tech Fund	675,677	-	0.1755% *
1031	Economic Development 2001	853,322	10,222	0.2217%
1033	Contract Elections	3,276,821	41,050	0.8513%
1036	Sheriff Forfeiture	29,919	358	0.0078%
1037	DA State Forfeiture	1,352,998	16,208	0.3515%
1038	DA Service Fee	250,790	-	0.0652% *
1039	Meiers Park Foundation	1,261	15	0.0003%
1040	Health Care Foundation	6,015,071	94,437	1.5626%
1041	Local Provider Participation Funds	125,721	1,506	0.0327%
1044	County Rec Mgmt & Pres	832,651	-	0.2163% *
1045	District Rec Mgmt & Pres	224,165	2,685	0.0582% *
1046	Juvenile Case Manager Fnd	473,262	-	0.1229% *
1047	Court Initiated Guardnshp	716,270	-	0.1861% *
1049	DA Pretrial Intervntn Prg	1,047,135	-	0.2720% *
1050	Specialty Court	202,202	-	0.0525% *
1051	SCAAP	3,054	37	0.0008%
1052	Cty Crts Technology Fund	720,884	-	0.1873% *
1053	Dis Cts Technology Fund	713,054	-	0.1852% *
1054	Probate Contributions Fnd	852,238	9,602	0.2214%
1055	CCLC Court Rec Presrvtn	688,066	-	0.1787% *
1056	Dis Clrk Crt Rec Presrvtn	482,466	-	0.1253% *
1057	DA Apportionment	121,907	1,341	0.0317%
1058	Justice Crt Bldg Security	304,442	-	0.0791% *
1060	DA Federal Treasury Forf	1,882,757	22,554	0.4891%
1062	Truancy Prevention and Diversion Special Revenue	284,742	3,411	0.0740%
1065	Sheriff Forfeiture Fed	61,991	640	0.0161%
1066	SO Treasury Forfeiture	147,041	1,875	0.0382%
1067	Trails Blue Ridge Sp Rd Dist	220,818	2,645	0.0574%
1068	Court Facility Fee Fund	1,086,277	12,570	0.2822%
1069	Opioid Abatement	54,582	654	0.0142%
1998	Veterans Court	29,929	352	0.0078%
		74,394,633	586,353	19.3264%



Collin County, Texas
QUARTERLY INVESTMENT REPORT
 Quarter Ending December 31, 2024

OPERATING
Schedule of Investments by Fund

Fund Number (MUNIS)	Fund Name	Book Value 12/31/2024	Interest Earned YTD	% of Total Invested
<u>Grant Funds</u>				
2132	ARPA	156,579,182	1,915,785 ***	40.6762%
2198	LEOSE Education	82,288	986	0.0214%
2586	RTR Frontier Parkway	52,723	- ***	0.0137%
		156,714,193	1,916,771	40.7113%
<u>Debt Service Fund</u>				
3001	Debt Service Fund	11,572,013	86,826	3.0062%
		11,572,013	86,826	3.0062%
<u>Internal Service Funds</u>				
5501	Liability Insurance	12,745,409	147,619	3.3110%
5502	Workers' Compensation Ins	7,975,678	93,378	2.0719%
5504	Unemployment Insurance	1,602,838	19,201	0.4164%
5505	Insurance Claim	5,491	8,420	0.0014%
5601	Flexible Benefit	232,469	- **	0.0604%
5990	Animal Safety Fund	2,206,938	24,642	0.5733%
		24,768,823	293,260	6.4344%
<u>Other Funds</u>				
5999	CC Toll Road Authority	14,456	1,660	0.0038%
6050	Judicial District	1,811,977	25,116	0.4707%
7001	State Fees Agency	521,770	- *	0.1355%
7002	Unclaimed Holdings	540,778	- *	0.1405%
		2,888,981	26,776	0.7505%
Total Operating Investments		384,940,302	4,772,899	100.0000%
Total Book Value as of 12/31/24		385,003,874	4,772,899	

Notes

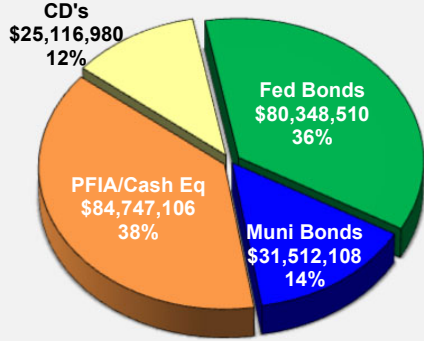
* Interest is recorded in Fund 0001 General Fund
 ** Interest is recorded in Fund 5505 Insurance Claim
 *** Interest is re-allocated to deferred revenue



Collin County, Texas
 QUARTERLY INVESTMENT REPORT
 Quarter Ending December 31, 2024

NON-OPERATING GROUP

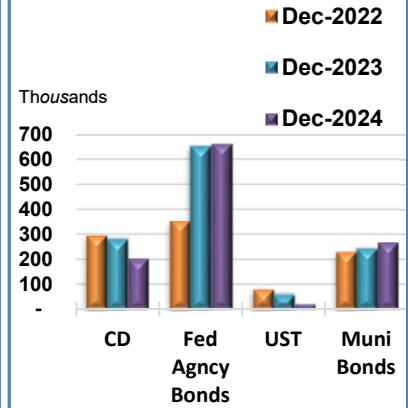
Non-Operating Investments by Type



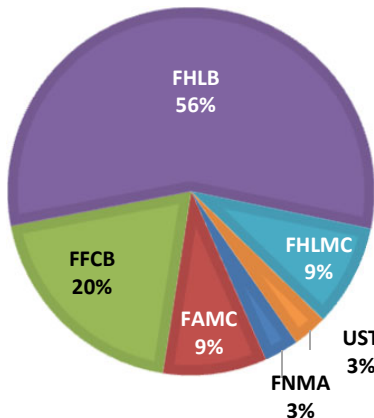
Non-Operating Bond Purchases YTM Versus US Treasury



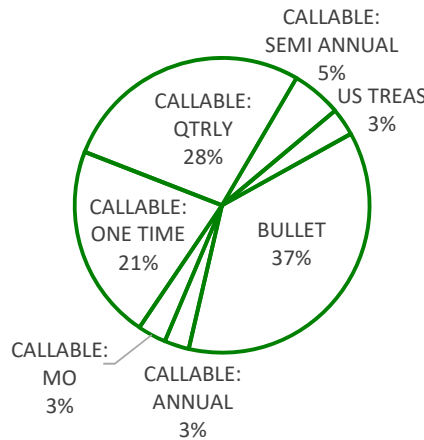
Non-Operating YTD Interest Earnings



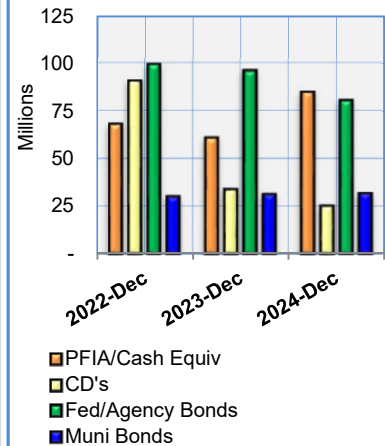
Federal Agency Bonds



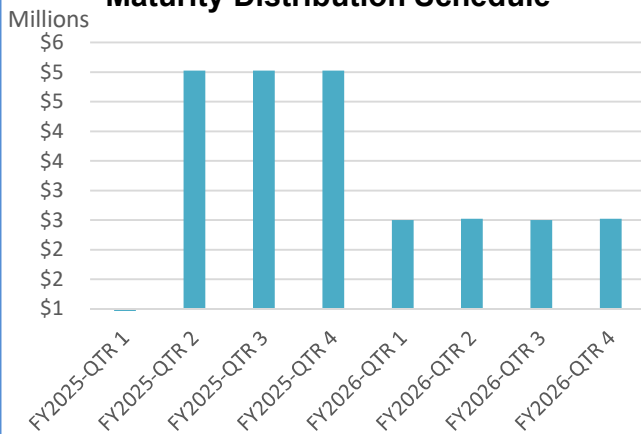
Federal Agency Bonds Breakdown by Type



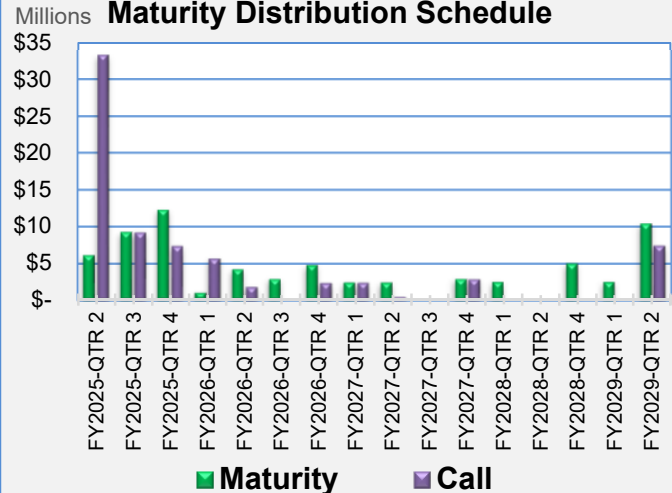
Non-Operating Investments Three Year Comparison as of Quarter End



Non-Operating Cert of Deposit Maturity Distribution Schedule



Non-Operating Fed Agency Bonds Maturity Distribution Schedule





Collin County, Texas
QUARTERLY INVESTMENT REPORT
 Quarter Ending December 31, 2024

**NON-OPERATING
 Investment Details**

NON-OPERATING GROUP	Yield to Maturity (YTM)	Beginning Book Value 09/30/2024	Increases	Decreases	Interest Earned QTD	Ending Book Value 12/31/2024	Beginning Market Value 09/30/2024	Ending Market Value 12/31/2024	Accrued Interest	Maturity Date
PFIA Investment Pools										
Texas RANGE DL	4.7400%	815,448	-	-	9,751	825,199	815,448	825,199	-	N/A
		815,448	-	-	9,751	825,199	815,448	825,199	-	
Cash Equivalent Investments										
American National Bank										
Custody Cash Holdings	4.1767%	57,700,585	40,753,649	(17,533,196)	836,685	81,757,723	57,700,585	81,757,723	293,609	N/A
Seacap Cash Holdings	4.6267%	2,052,154	1,192,156	(1,104,497)	24,371	2,164,184	2,052,154	2,164,184	8,116	N/A
		59,752,739	41,945,805	(18,637,693)	861,056	83,921,907	59,752,739	83,921,907	301,725	
Certificates of Deposit										
American National Bank										
CD #9691973-MATURED	4.2700%	2,713,031	-	(2,722,525)	9,494	-	2,713,031	-	-	10/28/2024
CD #9693987-MATURED	4.3500%	2,697,533	-	(2,726,814)	29,281	-	2,697,533	-	-	12/30/2024
CD #9773532	3.7900%	2,500,000	-	-	23,672	2,523,672	2,500,000	2,523,672	-	09/30/2025
CD #9773557	3.4900%	2,500,000	-	-	21,795	2,521,795	2,500,000	2,521,795	-	03/30/2026
CD #9773565	3.2900%	2,500,000	-	-	20,543	2,520,543	2,500,000	2,520,543	-	09/30/2026
CD #9790346	3.8500%	-	2,500,000	-	-	2,500,000	-	2,500,000	267	06/30/2026
		12,910,564	2,500,000	(5,449,339)	104,785	10,066,010	12,910,564	10,066,010	267	
East West Bank										
CD #172859244	4.4100%	-	2,500,000	-	-	2,500,000	-	2,500,000	313	03/31/2025
CD #172821932	4.3400%	-	2,500,000	-	-	2,500,000	-	2,500,000	308	06/30/2025
CD #172920654	4.2800%	-	2,500,000	-	-	2,500,000	-	2,500,000	303	09/30/2025
CD #172514133	4.2400%	-	2,500,000	-	-	2,500,000	-	2,500,000	294	12/31/2025
		-	10,000,000	-	-	10,000,000	-	10,000,000	1,218	
Farmer's Bank & Trust										
CD #7000018-MATURED	4.3300%	2,692,439	-	(2,712,265)	19,826	-	2,692,439	-	-	11/30/2024
CD #7000076-MATURED	4.6500%	2,500,000	-	(2,528,467)	28,467	-	2,500,000	-	-	12/30/2024
CD #7000077	4.2200%	2,500,000	-	-	26,395	2,526,395	2,500,000	2,526,395	-	03/30/2025
CD #7000078	3.9300%	2,500,000	-	-	24,575	2,524,575	2,500,000	2,524,575	-	06/30/2025
		10,192,439	-	(5,240,732)	99,263	5,050,970	10,192,439	5,050,970	-	
Total Certificates of Deposit		23,103,003	12,500,000	(10,690,071)	204,048	25,116,980	23,103,003	25,116,980	1,485	



Collin County, Texas
 QUARTERLY INVESTMENT REPORT
 Quarter Ending December 31, 2024

NON-OPERATING
 Investment Details

NON-OPERATING GROUP	Security Name	Rating	Yield to Call	Yield to Maturity	Beginning Book Value	Increases	Decreases	Interest Earned	Amortization/ Accretion	Ending Book Value	Beginning Market Value	Unrealized Gain / (Loss)	Ending Market Value	Accrued Interest	Maturity / Call Date	Callable
			(YTC)	(YTM)	09/30/2024			QTD	12/31/2024	09/30/2024	Market Adj	12/31/2024				
Federal/Agency Bonds																
American National Bank																
CUSIP #3134H13P6-CALLED	Fed Home Ln Mtg Corp	Aaa		5.5500%	2,500,000	-	(2,500,000)	-	-	-	2,500,000	-	-	-	10/01/2024	Y
CUSIP #3134H1A45-CALLED	Fed Home Ln Mtg Corp	Aaa	5.5776%	5.5125%	2,211,184	-	(2,213,556)	2,366	6	-	2,212,609	-	-	-	10/08/2024	Y
CUSIP #3130AYDJ2-CALLED	Fed Home Ln Bank	AA+	5.1310%	5.1310%	2,498,511	-	(2,501,360)	2,833	16	-	2,500,628	-	-	-	10/09/2024	Y
CUSIP #3135G0W66-MATURED	Fannie Mae	AA+		0.9391%	2,500,654	-	(2,501,578)	1,580	(656)	-	2,496,760	-	-	-	10/15/2024	N
CUSIP #3134H14Z3-CALLED	Fed Home Ln Mtg Corp	Aaa	5.5000%	6.2332%	2,500,000	-	(2,505,729)	5,729	-	-	2,499,148	-	-	-	10/16/2024	Y
CUSIP #3130B2JN6-CALLED	Fed Home Ln Bank	Aaa	5.5128%	5.4018%	2,500,000	-	(2,505,625)	5,625	-	-	2,501,467	-	-	-	10/16/2024	Y
CUSIP #3130AYCR5-CALLED	Fed Home Ln Bank	Aaa	5.5442%	5.5040%	2,499,644	-	(2,507,674)	8,021	9	-	2,500,176	-	-	-	10/22/2024	Y
CUSIP #3130AUK60-CALLED	Fed Home Ln Bank	AA+	5.1207%	5.1100%	5,000,000	-	(5,018,453)	18,453	-	-	4,996,205	-	-	-	10/24/2024	Y
CUSIP #3130AWN55-CALLED	Fed Home Ln Bank	AA+	5.6615%	5.6339%	2,499,356	-	(2,509,136)	9,766	14	-	2,498,324	-	-	-	10/26/2024	Y
CUSIP #3130AXNN4-CALLED	Fed Home Ln Bank	AA+	5.1180%	5.4980%	2,505,998	-	(2,520,157)	14,453	(294)	-	2,500,528	-	-	-	11/06/2024	Y
CUSIP #31424WMJ8-CALLED	Farmer Mac	Aaa	5.5640%	5.3240%	2,498,449	-	(2,513,601)	15,090	62	-	2,499,108	-	-	-	11/12/2024	Y
CUSIP #3134HAFW8-CALLED	Fed Home Ln Mtg Corp	Aaa		5.5000%	2,500,000	-	(2,518,715)	18,715	-	-	2,501,504	-	-	-	11/20/2024	Y
CUSIP #3130B05M7-CALLED	Fed Home Ln Bank	AA+	5.3150%	5.3165%	2,499,188	-	(2,519,486)	20,243	55	-	2,499,667	-	-	-	11/26/2024	Y
CUSIP #3130A3GE8-MATURED	Fed Home Ln Bank	AA+		1.0139%	2,508,527	-	(2,513,749)	13,750	(8,528)	-	2,490,530	-	-	-	12/13/2024	N
CUSIP #31422BRT9	Farmer Mac	NR		1.5342%	2,501,321	-	(10,938)	10,938	(1,293)	2,500,028	2,481,526	(210)	2,499,818	21,632	01/03/2025	N
CUSIP #3130B2DQ5	Fed Home Ln Bank	Aaa	5.3880%	5.2586%	2,499,271	-	(32,813)	32,813	47	2,500,318	2,500,027	834	2,500,152	49,219	01/08/2025	Y
CUSIP #3130ANFM7	Fed Home Ln Bank	AA+	0.6298%	1.1300%	2,500,000	-	(6,250)	6,250	-	2,500,000	2,412,229	(90,626)	2,409,374	9,167	01/19/2025	Y
CUSIP #3130ASTV1	Fed Home Ln Bank	AA+	3.7657%	3.6752%	2,497,590	-	(22,188)	22,188	737	2,498,327	2,482,975	(9,705)	2,488,622	38,458	02/25/2025	Y
CUSIP #3134GXK29	Fed Home Ln Mtg Corp	Aaa	3.7413%	3.7440%	310,015	-	(2,906)	2,906	(8)	310,007	308,910	(718)	309,289	2,034	01/28/2025	Y
CUSIP #3130AMZF8	Fed Home Ln Bank	Aaa	12.1340%	4.4210%	476,006	-	(1,406)	1,406	3,802	479,808	478,856	(187)	479,621	969	01/29/2025	Y
CUSIP #3133ERNG2	Fed Farm Cr Bank	Aaa	5.2379%	5.3255%	2,501,460	-	(33,375)	33,375	(89)	2,501,371	2,504,584	(1,396)	2,499,975	20,396	02/06/2025	Y
CUSIP #3130ANGJ3	Fed Home Ln Bank	AA+	0.5987%	1.1150%	2,500,000	-	(15,000)	15,000	-	2,500,000	2,461,048	(29,395)	2,470,605	22,000	02/19/2025	Y
CUSIP #3130ASW96	Fed Home Ln Bank	AA+	4.0186%	4.0113%	2,499,894	-	(25,000)	25,000	67	2,499,961	2,495,001	(1,873)	2,498,088	35,000	02/25/2025	Y
CUSIP #3136G4S87	Fannie Mae	AA+	0.6500%	0.6500%	2,500,000	-	(4,062)	4,062	-	2,500,000	2,425,393	(59,615)	2,440,385	5,597	02/27/2025	Y
CUSIP #3130AMTB8	Fed Home Ln Bank	AA+	0.7382%	1.0190%	2,500,000	-	(6,615)	6,615	-	2,500,000	2,404,199	(95,831)	2,404,169	1,823	03/10/2025	Y
CUSIP #3130ADRH7	Fed Home Ln Bank	AA+		3.2110%	1,123,369	-	(8,086)	8,086	900	1,124,269	1,116,680	(2,574)	1,121,695	9,613	03/14/2025	N
CUSIP #3130ALGC2	Fed Home Ln Bank	Aaa	10.5066%	4.3111%	281,123	-	(645)	645	2,347	283,470	282,145	(456)	283,014	703	03/23/2025	Y
CUSIP #3130AKU61	Fed Home Ln Bank	AA+	0.3998%	0.6090%	2,500,000	-	(4,688)	4,688	-	2,500,000	2,405,783	(92,204)	2,407,796	8,021	03/27/2025	Y
CUSIP #3134GXXS8	Fed Home Ln Mtg Corp	Aaa	3.6510%	3.5150%	2,557,248	-	(20,816)	20,816	1,609	2,558,857	2,541,198	(10,604)	2,548,253	925	03/27/2025	Y
CUSIP #3130ARDK4	Fed Home Ln Bank	AA+	2.5500%	2.5500%	2,500,000	-	(15,938)	15,938	-	2,500,000	2,427,133	(95,752)	2,404,248	16,292	03/29/2025	Y
CUSIP #3130AMUX8	Fed Home Ln Bank	Aaa	10.6115%	4.3868%	1,498,410	-	(3,445)	3,445	12,788	1,511,198	1,506,074	(1,268)	1,509,930	3,484	03/30/2025	Y
CUSIP #3134H1D59	Fed Home Ln Mtg Corp	Aaa	4.6290%	5.2420%	2,510,537	-	(33,438)	33,438	(582)	2,509,955	2,511,982	(6,817)	2,503,138	29,722	04/11/2025	Y
CUSIP #3130ASYQ6 #1	Fed Home Ln Bank	AA+	3.5014%	3.5014%	2,500,000	-	(21,875)	21,875	-	2,500,000	2,492,436	(8,114)	2,491,886	9,236	05/23/2025	Y
CUSIP #3130ASYQ6 #2	Fed Home Ln Bank	AA+	3.5014%	3.5014%	1,750,000	-	(15,313)	15,313	-	1,750,000	1,744,705	(5,680)	1,744,320	6,465	05/23/2025	Y
CUSIP #3130B2NK7	Fed Home Ln Bank	Aaa	4.2920%	4.3130%	2,500,743	-	(27,000)	27,000	(47)	2,500,696	2,500,625	(13,179)	2,487,517	33,000	06/11/2025	Y
CUSIP #3130AYLN4	Fed Home Ln Bank	Aaa	4.2270%	4.6430%	2,510,108	-	(29,688)	29,688	(591)	2,509,517	2,514,059	(8,866)	2,500,651	56,406	07/10/2025	Y
CUSIP #31422BU73	Farmer Mac	NR		4.3000%	5,000,000	-	(5,375)	5,375	-	5,000,000	4,831,683	(133,841)	4,866,159	6,331	09/15/2025	N
CUSIP #3130B0RX9	Fed Home Ln Bank	Aaa	4.8665%	4.9457%	2,503,562	-	(31,250)	31,250	(297)	2,503,265	2,503,064	1,864	2,505,129	31,250	10/01/2025	Y
CUSIP #3130ARMB4	Fed Home Ln Bank	AA+	3.5210%	3.6940%	2,183,625	-	(21,900)	21,900	2,771	2,186,396	2,190,335	280	2,186,676	15,330	10/28/2025	Y
CUSIP #3133ENXQ8	Fed Farm Cr Bank	AA+		4.4340%	982,620	-	(7,000)	7,000	3,779	986,399	990,007	724	987,123	2,800	11/25/2025	N
CUSIP #3134H13H4	Fed Home Ln Mtg Corp	Aaa	4.9300%	4.9890%	1,861,730	-	(23,263)	23,263	(38)	1,861,692	1,864,724	(5,684)	1,856,008	1,292	03/26/2026	Y
CUSIP #3133ELY32	Fed Farm Cr Bank	Aaa	4.1334%		2,349,766	-	(3,438)	3,438	20,771	2,370,537	2,363,524	(12,232)	2,358,305	6,073	07/22/2026	N
CUSIP #3130APN43	Fed Home Ln Bank	Aaa	4.2621%		-	2,410,975	(2,031)	2,031	1,730	2,412,705	-	(727)	2,411,978	10,000	10/27/2026	N
CUSIP #3130AYXU5	Fed Home Ln Bank	AA+	4.4501%	4.4500%	500,000	-	(5,563)	5,563	-	500,000	505,068	(3,940)	496,060	8,591	02/12/2027	Y
CUSIP #3130ATHW0	Fed Home Ln Bank	Aaa		3.4540%	2,953,923	-	(29,906)	29,906	(4,583)	2,949,340	2,941,769	(63,508)	2,885,832	36,884	09/10/2027	N
CUSIP #3133EP3B #1	Fed Farm Cr Bank	Aaa	4.2001%		-	2,492,600	(15,755)	15,755	265	2,492,865	-	(21,125)	2,471,740	39,531	02/13/2029	N
CUSIP #3133EP3B #2	Fed Farm Cr Bank	Aaa	4.2368%		-	4,978,105	(31,510)	31,510	783	4,978,888	-	(35,409)	4,943,479	79,063	02/13/2029	N
CUSIP #3133EPJK2	Fed Farm Cr Bank	Aaa	4.2580%		-	2,437,100	(3,273)	3,273	517	2,437,617	-	(12,609)	2,425,008	12,839	05/10/2029	N
CUSIP #3130ATUT2	Fed Home Ln Bank	Aaa		4.2600%	-	2,526,698	(4,063)	4,063	(193)	2,526,505	-	(17,594)	2,508,911	5,313	12/14/2029	N
					101,073,832		14,845,478	(37,874,631)	662,436	35,876	78,742,991	100,411,396	(838,037)	77,904,954	635,459	



Collin County, Texas
 QUARTERLY INVESTMENT REPORT
 Quarter Ending December 31, 2024

**NON-OPERATING
 Investment Details**

NON-OPERATING GROUP	Security Name	Rating	Yield to Call (YTC)	Yield to Maturity (YTM)	Beginning Book Value 09/30/2024	Increases	Decreases	Interest Earned QTD	Amortization/ Accretion	Ending Book Value 12/31/2024	Beginning Market Value 09/30/2024	Unrealized Gain / (Loss) Market Adj	Ending Market Value 12/31/2024	Accrued Interest	Maturity / Call Date	Callable
Unites States Treasuries																
American National Bank																
	CUSIP #912828YV6-MATURED	US Treasury	NR	0.9759%	2,502,117	-	(2,506,149)	6,148	(2,116)	-	2,486,450	-	-	-	11/30/2024	N
	CUSIP #9128CFY2	US Treasury	NR	4.2046%	-	2,462,695	(14,869)	14,869	1,130	2,463,825	-	(20,269)	2,443,556	8,516	11/30/2029	N
					-	2,462,695	(14,869)	14,869	1,130	2,463,825	-	(20,269)	2,443,556	8,516		
	Total Federal/Agency Bonds				101,073,832	17,308,173	(37,889,500)	677,305	37,006	81,206,816	100,411,396	(858,306)	80,348,510	643,975		
Municipal Bonds																
American National Bank																
	CUSIP #4140185L1-MATURED	TX-Harris County	Aaa	0.5000%	450,000	-	(450,000)	-	-	-	450,000	-	-	-	10/01/2024	N
	CUSIP#882830AT9-MATURED	TX-Dept of Trans Comm	AAA	4.7900%	500,000	-	(500,000)	-	-	-	500,000	-	-	-	10/01/2024	Y
	CUSIP #160075WG8	NC-Charlotte County School Dist.	AA	4.7210%	1,002,021	-	(12,000)	12,000	(177)	1,001,844	1,018,440	5,606	1,007,450	20,000	11/01/2024	Y
	CUSIP #4511527F3	ID-Idaho Bond Bank Authority	Aa1	4.4770%	253,541	-	(3,125)	3,125	(300)	253,241	258,787	539	253,780	3,681	11/01/2024	Y
	CUSIP #218054AK0	FL-Coral Springs Spl Oblig	AAA	1.5200%	252,902	-	(1,344)	1,344	(379)	252,523	241,918	(11,435)	241,088	1,792	12/01/2024	Y
	CUSIP #094808CE0	MN-Bloomington Port Auth	AAA	0.6000%	332,335	-	(2,269)	2,269	(1,751)	330,584	328,561	(980)	329,604	3,781	02/01/2025	N
	CUSIP#6041954Q7	MN-Minnetonka ISD	AAA	4.9002%	297,265	-	(1,500)	1,500	2,051	299,316	297,828	81	299,397	2,500	02/01/2025	N
	CUSIP #44236PLP1	TX-Houston Cmnty College	AAA	4.6000%	751,050	-	(9,375)	9,375	(705)	750,345	752,175	(45)	750,300	14,167	02/15/2025	N
	CUSIP #486063G61	TX-Katy ISD	Aa1	3.0000%	248,121	-	(1,875)	1,875	1,262	249,383	248,895	207	249,590	2,833	02/15/2025	N
	CUSIP #751100MG0	NC-Raleigh Comb Revenue	AAA	1.3850%	651,982	-	(3,486)	3,486	(1,189)	650,793	644,748	(3,244)	647,549	4,648	03/01/2025	N
	CUSIP #717096AW1	TX-Pflugerville ISD	AAA	0.8560%	152,273	-	(1,875)	1,875	(1,527)	150,746	150,419	(646)	150,100	2,833	05/15/2025	N
	CUSIP #88213AHM0	TX-A & M Univ Revs	Aaa	0.7270%	1,014,106	-	(7,578)	7,578	(5,668)	1,008,438	993,400	(13,118)	995,320	3,873	05/15/2025	N
	CUSIP #88213ARN7	TX-A&M Univ Revs	AAA	3.1150%	64,149	-	(145)	145	342	64,491	63,727	(298)	64,193	74	05/15/2025	N
	CUSIP #586145WH3	TN-Memphis	Aa2	1.1500%	772,474	-	(9,855)	9,855	(7,491)	764,983	751,665	(13,543)	751,440	19,710	07/01/2025	N
	CUSIP #798781XX3	TX-San Marcos Cons ISD	Aa2	0.7858%	508,908	-	(3,704)	3,704	(2,673)	506,235	495,125	(9,905)	496,330	6,173	08/01/2025	N
	CUSIP #537071VX7	TX-Little Cypress Mauriceville	AAA	0.8000%	268,938	-	(3,250)	3,250	(2,681)	266,257	261,752	(5,238)	261,019	5,417	08/01/2025	N
	CUSIP #73723RUG	VA-Portsmouth	AA	4.9500%	492,480	-	(3,750)	3,750	2,256	494,736	495,725	1,874	496,610	6,250	08/01/2025	N
	CUSIP #84055QG8	TX-South Texas Comm College	AA	5.1780%	913,642	-	(11,438)	11,438	390	914,032	921,076	4,509	918,541	17,283	08/15/2025	N
	CUSIP #815853YK6	TX-Seguin ISD	Aaa	0.6300%	354,973	-	(3,450)	3,450	(2,858)	352,115	343,824	(8,312)	343,803	5,213	08/15/2025	N
	CUSIP #815853YL4	TX-Seguin ISD	Aaa	0.6300%	673,934	-	(6,550)	6,550	(5,427)	668,507	653,421	(15,348)	653,159	9,898	08/15/2025	N
	CUSIP #1610692R9	VA-Charlottesville	AAA	0.5500%	225,953	-	(563)	563	(249)	225,703	218,453	(5,748)	219,955	663	09/15/2025	N
	CUSIP #357415SL3	NE-Fremont Combined Util	AA-	1.0000%	490,312	-	(2,425)	2,425	(1,184)	489,128	473,481	(13,804)	475,324	1,239	11/15/2025	N
	CUSIP #269479JU6	CO-Eagle Cnty School Dist	Aa1	5.0040%	429,752	-	(892)	892	4,339	434,091	433,683	2,144	436,235	297	12/01/2025	N
	CUSIP #364496PQ6	TX-Galveston ISD	Aa2	0.9707%	526,205	-	(6,250)	6,250	(4,913)	521,292	506,065	(17,702)	503,590	10,417	02/01/2026	N
	CUSIP #564386SV3	TX-Mansfield ISD	Aaa	2.2241%	5,184	-	(63)	63	(33)	5,151	5,063	(119)	5,032	94	02/15/2026	N
	CUSIP #876162HX9	TX-Tarkington ISD	AAA	0.6900%	360,000	-	(621)	621	-	360,000	344,066	(14,108)	345,892	938	02/15/2026	N
	CUSIP #0418265P9	TX-Arlington ISD	AAA	1.0000%	131,682	-	(1,563)	1,563	(1,218)	130,464	126,649	(4,635)	125,829	2,361	02/15/2026	N
	CUSIP #006644S66	TX-Addison Taxable	AAA	0.8200%	350,846	-	(875)	875	(154)	350,692	337,180	(12,183)	338,509	1,322	02/15/2026	N
	CUSIP #492062HM9	TX-Kerens ISD	AAA	1.0900%	268,320	-	(3,188)	3,188	(2,427)	265,893	258,231	(9,011)	256,882	4,817	02/15/2026	N
	CUSIP #116405VF5	TX-Brownsville	AA	5.0600%	572,163	-	(2,114)	2,114	5,071	577,234	578,946	3,824	581,058	3,194	02/15/2026	N
	CUSIP #564386TB6	TX-Mansfield ISD	Aaa	2.2241%	88,136	-	(1,063)	1,063	(572)	87,564	86,134	(1,918)	85,646	1,606	02/15/2026	N
	CUSIP #770078CS0	VA-Roanoke	AA+	0.9000%	1,015,284	-	(7,388)	7,388	(5,047)	1,010,237	970,836	(39,736)	970,501	7,388	04/01/2026	N
	CUSIP #88213ARP2	TX-A&M Univ Revs	AAA	4.9503%	376,980	-	(1,041)	1,041	3,548	380,528	382,024	2,596	383,124	532	05/15/2026	Y
	CUSIP #127145LG3	UT-Cache Cnty Sch Dist	Aaa	0.8500%	1,034,236	-	(7,500)	7,500	(5,018)	1,029,218	985,800	(47,518)	981,700	1,333	06/15/2026	N
	CUSIP #0882812M1	TX-Bexar Cnty Taxable	AAA	1.3250%	500,000	-	(1,656)	1,656	-	500,000	479,170	(20,555)	479,445	294	06/15/2026	N
	CUSIP#882117W42	TX-A&M Univ Revs	AAA	4.6490%	680,452	-	(5,089)	5,089	2,793	683,245	688,457	3,182	686,427	10,178	07/01/2026	Y
	CUSIP #534239FX1	NE-Lincoln Taxable Ltd	AAA	1.4600%	179,646	-	(1,313)	1,313	(649)	178,997	172,491	(7,255)	171,742	2,421	07/15/2026	N
	CUSIP #537071VY5	TX-Little Cypress Mauriceville	AAA	1.0000%	299,980	-	(3,500)	3,500	(2,725)	297,255	285,432	(14,514)	282,741	5,833	08/01/2026	N
	CUSIP #052403JE3	TX-Austin Cmnty College	AA+	1.0120%	856,907	-	(10,000)	10,000	(7,760)	849,147	816,232	(41,659)	807,488	16,667	08/01/2026	N
	CUSIP #590760ST2	TX-Mesquite ISD	AAA	0.9370%	175,000	-	(410)	410	-	175,000	165,793	(9,252)	165,748	619	08/15/2026	N
	CUSIP #967120J56	TX-Wichita Falls	AA	1.1090%	85,000	-	(236)	236	-	85,000	80,651	(4,426)	80,574	314	09/01/2026	N
	CUSIP #052397XL5	TX-Austin Taxable Pub	AAA	0.9000%	883,392	-	(6,375)	6,375	(4,356)	879,036	838,908	(46,588)	832,448	8,500	09/01/2026	N
	CUSIP #876448DY4	TX-Tarrant Regl Wtr Dist	AAA	1.4100%	434,631	-	(825)	825	700	435,331	415,334	(20,138)	415,193	1,100	09/01/2026	N
	CUSIP #2354JQQ1	TX-Dallas Wtrwks & Swr Sys	AAA	1.0000%	251,687	-	(842)	842	(211)	251,476	238,125	(14,006)	237,470	842	10/01/2026	N
	CUSIP #7342606X5	TX-Port Houston Auth	AA+	5.1500%	237,021	-	(1,406)	1,406	1,622	238,643	242,693	2,824	241,467	1,406	10/01/2026	Y
	CUSIP #759136VD3	CO-Regl Transprtn Dis	AA+	3.1001%	263,330	-	(619)	619	1,400	264,730	258,772	(6,505)	258,225	413	11/01/2026	N



Collin County, Texas
QUARTERLY INVESTMENT REPORT
 Quarter Ending December 31, 2024

**NON-OPERATING
 Investment Details**

NON-OPERATING GROUP	Security Name	Rating	Yield to Call	Yield to Maturity	Beginning Book Value	Increases	Decreases	Interest Earned	Amortization/ Accretion	Ending Book Value	Beginning Market Value	Unrealized Gain / (Loss)	Ending Market Value	Accrued Interest	Maturity / Call Date	Callable	
			(YTC)	(YTM)	09/30/2024					QTD	12/31/2024	09/30/2024	Market Adj				12/31/2024
CUSIP #914713N73	NC-Univ at Chapel Hill	AAA	3.4302%	3.4302%	235,695	-	(1,517)	1,517	496	236,191	233,239	(4,238)	231,953	506	12/01/2026	N	
CUSIP #481305KF6	TX-Judson ISD	Aaa	1.0980%	1.0980%	182,536	-	(549)	549	1,871	184,407	187,960	2,627	187,034	915	02/01/2027	N	
CUSIP #44236PLR7	TX-Houston Cmnty College	AA+	3.1301%	3.1301%	249,801	-	(3,000)	3,000	(1,033)	248,768	246,101	(5,785)	242,983	4,533	02/15/2027	N	
CUSIP #487694UB5	TX-Keller ISD	AAA	3.8937%	3.8937%	214,991	-	(2,625)	2,625	(526)	214,465	216,203	(1,386)	213,079	3,967	02/15/2027	N	
CUSIP #349461BW2	TX-Forth Worth ISD	AAA	3.5262%	3.5262%	247,673	-	(3,000)	3,000	(808)	246,865	246,979	(3,541)	243,324	4,533	02/15/2027	N	
CUSIP #232769JX8	TX-Cypress Fairbanks ISD	AAA	3.3060%	3.3060%	300,725	-	(3,625)	3,625	(1,130)	299,595	298,033	(5,813)	293,782	5,478	02/15/2027	N	
CUSIP #9698878H4	TX-Williamson Cnty	AAA	4.6730%	4.6730%	519,866	-	(1,302)	1,302	4,756	524,622	528,608	1,376	525,998	1,968	02/15/2027	N	
CUSIP#232769JX8 #2	TX-Cypress Fairbanks ISD	AAA	4.4028%	4.4028%	227,894	-	(2,813)	2,813	(305)	227,589	231,233	345	227,934	4,250	02/15/2027	N	
CUSIP #487694UB5 #2	TX-Keller ISD	AAA	4.6203%	4.6203%	115,943	-	(1,438)	1,438	(100)	115,843	118,397	843	116,686	2,172	02/15/2027	N	
CUSIP #876443RG9	TX-Tarrant Regl Wtr Dist	AAA	3.2502%	3.2502%	402,557	-	(1,971)	1,971	1,288	403,845	397,284	(9,645)	394,200	2,628	03/01/2027	N	
CUSIP #88213AKG9	TX-Texas A&M University	Aaa	4.2800%	4.2800%	760,427	-	(6,172)	6,172	2,140	762,567	775,344	(7,799)	754,768	3,155	05/15/2027	Y	
CUSIP #971697JL2	NC-City of Wilmington	AA+	4.5206%	4.5206%	254,493	-	(1,018)	1,018	1,922	256,415	257,579	(935)	255,480	339	06/01/2027	N	
CUSIP #795574ZY1	UT-Salt Lake City	Aaa	4.8892%	4.8892%	873,026	-	(10,813)	10,813	(742)	872,284	894,427	6,798	879,082	1,922	06/15/2027	N	
CUSIP #127145LH1	UT-Cache Cnty Sch Dist	Aaa	3.0000%	3.0000%	565,993	-	(4,463)	4,463	2,680	568,673	583,505	6,829	575,502	793	06/15/2027	N	
CUSIP #112097G87	OK-City of Broken Arrow	Aa3	4.4030%	4.4030%	303,580	-	(1,960)	1,960	1,449	305,029	308,061	(760)	304,269	3,267	08/01/2027	N	
CUSIP #67919PPV9	OK-Oklahoma Water Resource	AAA	4.2670%	4.2670%	234,431	-	(1,444)	1,444	1,112	235,543	237,582	(1,561)	233,982	1,444	04/01/2028	N	
CUSIP #01170RQS4	AK-Alaska Housing Finance Co.	AA+	4.8510%	4.8510%	251,431	-	(3,032)	3,032	(97)	251,334	256,572	636	251,970	1,011	06/01/2028	N	
CUSIP #928173DM2	VA-Virginia Public Bldg. Authority	Aa1	4.7790%	4.7790%	1,000,667	-	(12,000)	12,000	(43)	1,000,624	1,032,880	6,316	1,006,940	26,533	08/01/2028	N	
CUSIP #010268CQ1	AL-Alabama Hwy Financial Auth.	Aa2	4.4670%	4.4670%	672,628	-	(3,238)	3,238	4,939	677,567	690,570	3,058	680,625	4,318	09/01/2028	Y	
CUSIP #44244CTM9	TX-City of Houston	Aa2	3.8152%	3.8152%	-	996,480	(9,308)	9,308	214	996,694	-	(25,434)	971,260	4,757	11/15/2028	N	
CUSIP #347622CY6	FL-City of Ft. Lauderdale	Aa1	4.4810%	4.4810%	663,038	-	(3,000)	3,000	5,116	668,154	682,867	2,616	670,770	6,000	01/01/2029	N	
CUSIP #44236PLT3	TX-Houston Cmnty College	Aaa	4.4730%	4.4730%	404,135	-	(5,000)	5,000	(236)	403,899	417,928	2,741	406,640	7,556	02/15/2029	N	
CUSIP #666495JA5	TX-Town of Northlake	AA	4.7000%	4.7000%	367,686	-	(5,250)	5,250	(1,011)	366,675	380,922	3,222	369,897	9,917	02/15/2029	N	
CUSIP #1806054JW3	OK-Cleveland County ISD	Aa2	4.4270%	4.4270%	844,023	-	(9,031)	9,031	338	844,361	868,547	(6,329)	838,032	30,104	03/01/2029	N	
CUSIP #415037BX7	MS-County of Harrison	AA	3.8800%	3.8800%	356,039	-	(3,771)	3,771	(342)	355,697	353,083	(12,452)	343,245	4,023	03/01/2029	N	
CUSIP #088281P53	TX-County of Bexar	Aaa	4.0220%	4.0220%	520,693	-	(6,250)	6,250	(1,099)	519,594	526,840	(10,709)	508,885	1,111	06/15/2029	N	
CUSIP #34157VAE1	FL-University of Florida	Aa2	4.1060%	4.1060%	519,038	-	(6,250)	6,250	(1,002)	518,036	522,760	(11,766)	506,270	12,500	07/01/2029	N	
					31,966,202	996,480	(1,218,226)	268,224	(23,722)	31,988,960	31,753,659	(476,852)	31,512,108	364,614			
	TOTAL NON-OPERATING INVESTMENTS				216,711,224	72,750,458	(68,435,490)	2,020,384	13,284	223,059,862	215,836,245	(1,335,158)	221,724,704	1,311,799			



Collin County, Texas
QUARTERLY INVESTMENT REPORT
 Quarter Ending December 31, 2024

NON-OPERATING
Schedule of Investments by Fund

Fund Number (MUNIS)	Fund Name	Book Value 12/31/2024	Interest Earned YTD	% of Total Invested
<u>General Funds</u>				
0001	General	147,583,596	1,288,661	66.5616%
0499	Permanent Improvements	9,639,809	97,326	4.3476%
		157,223,405	1,385,987	70.9092%
<u>Special Revenue Funds</u>				
1010	Road and Bridge	51,494,102	519,898	23.2243%
		51,494,102	519,898	23.2243%
<u>Grant Funds</u>				
2132	ARPA	11,202,648	113,105 ***	5.0525%
		11,202,648	113,105	5.0525%
<u>Debt Service Funds</u>				
3001	Debt Service Fund	1,804,549	18,219	0.8139%
		1,804,549	18,219	0.8139%
	SubTotal Non-Operating Investments	221,724,704	2,037,209	100.0000%
<u>Market Adjustment *</u>				
	Federal Agency Bonds	(858,306)		
	Municipal Bonds	(476,852)		
		(1,335,158)		
<i>Market Adjustments are calculated using Market Values as shown on ANB Statements</i>				
Total Book Value as of 12/31/2024		223,059,862		
<u>Fiduciary-Agency-Custodial Funds</u>				
7031	County Clerk - Trust	4,038,997		
7036	District Clerk - Trust	2,472,909		
7080	Tax Assessor/Collector	4,565,285		
		11,077,191		
	Total Consolidated Book Value (Excluding Market Adjustment)	234,137,053		

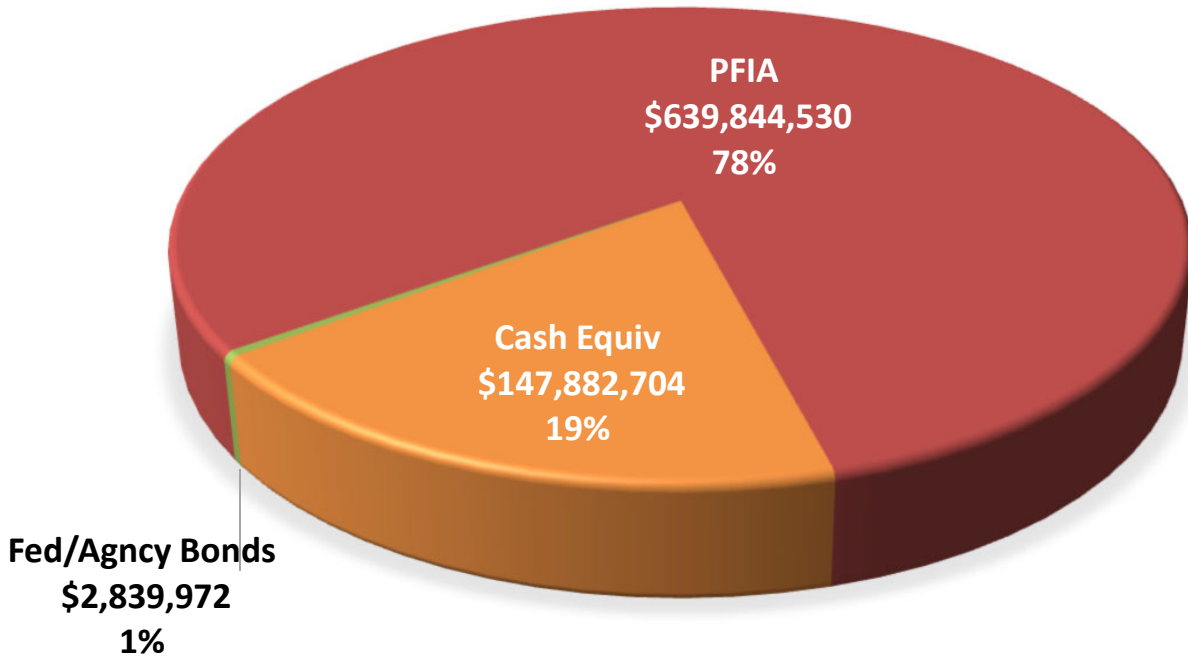
Notes

*** Interest is re-allocated to deferred revenue

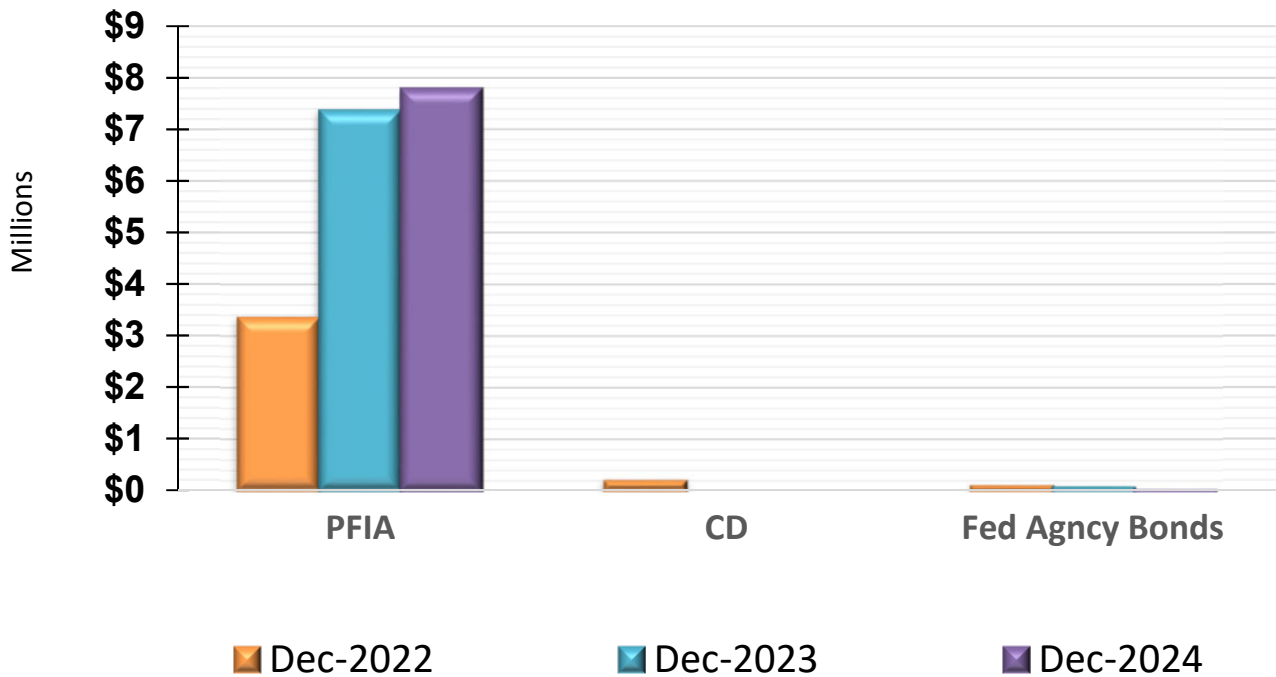


CAPITAL PROJECTS GROUP

CAPITAL PROJECTS INVESTMENTS BY SECURITYTYPE



CAPITAL PROJECTS YTD INTEREST EARNINGS





Collin County, Texas
 QUARTERLY INVESTMENT REPORT
 Quarter Ending December 31, 2024

CAPITAL PROJECTS
Investment Details

<u>CAPITAL PROJECTS GROUP</u>	Security Name	Rating	Yield to Call (YTC)	Yield to Maturity (YTM)	Beginning Book Value 09/30/2024	Increases	Decreases	Interest Earned QTD	Amortization/ Accretion	Ending Book Value 12/31/2024	Beginning Market Value 09/30/2024	Unrealized Gain / (Loss) Market Adj	Ending Market Value 12/31/2024	Accrued Interest	Maturity / Call Date	Callable	
<u>PFIA Investment Pools</u>																	
	TexPool			4.7347%	10,161,409	972,000	-	126,711	-	11,260,120	10,161,409	-	11,260,120	-	N/A	N/A	
	TexSTAR			4.7159%	5,882,216	8,991,000	-	173,822	-	15,047,038	5,882,216	-	15,047,038	-	N/A	N/A	
	Texas CLASS			4.8216%	299,374,360	-	(6,670,000)	3,663,742	-	296,368,102	299,374,360	-	296,368,102	-	N/A	N/A	
	LOGIC			4.8377%	233,398,571	-	-	2,857,483	-	236,256,054	233,398,571	-	236,256,054	-	N/A	N/A	
	Texas RANGE DL			4.7400%	41,623,442	-	-	497,749	-	42,121,191	41,623,442	-	42,121,191	-	N/A	N/A	
	Texas FIT			4.8582%	38,338,216	-	-	453,809	-	38,792,025	38,338,216	-	38,792,025	-	N/A	N/A	
					628,778,214	9,963,000	(6,670,000)	7,773,316	-	639,844,530	628,778,214	-	639,844,530	-			
<u>Cash Equivalent Investments</u>																	
	American National Bank																
	Custody Cash Holdings			4.1767%	83,683,096	7,125	-	936,094	-	84,626,315	83,683,096	-	84,626,315	293,214	N/A	N/A	
	Farmer's Bank & Trust																
	IntraFi Network Deposits			4.7933%	62,484,835	-	-	771,554	-	63,256,389	62,484,835	-	63,256,389	-	N/A	N/A	
					146,167,931	7,125	-	1,707,648	-	147,882,704	146,167,931	-	147,882,704	293,214			
<u>Federal/Agency Bonds</u>																	
	American National Bank																
	CUSIP #3130ANK66	Fed Home Ln Bank	AA+	0.3623%	0.6210%	2,850,000	-	(9,896)	9,896	-	2,850,000	2,814,036	(10,028)	2,839,972	5,542	02/26/2025	Y
					2,850,000	-	(9,896)	9,896	-	2,850,000	2,814,036	(10,028)	2,839,972	5,542			
	Total Federal/Agency Bonds & US Treasuries				2,850,000	-	(9,896)	9,896	-	2,850,000	2,814,036	(10,028)	2,839,972	5,542			
	TOTAL CAPITAL PROJECTS INVESTMENTS				777,796,145	9,970,125	(6,679,896)	9,490,860	-	790,577,234	777,760,181	(10,028)	790,567,206	298,756			



Collin County, Texas
QUARTERLY INVESTMENT REPORT
 Quarter Ending December 31, 2024

CAPITAL PROJECTS

Fund Number (MUNIS)	Fund Name	Book Value 12/31/2024	Interest Earned YTD	% of Total Invested
<u>Capital Project Funds</u>				
<u>Permanent Improvement Bonds</u>				
4002	Ltd Tax Perm Imp 2000	23	-	0.0000%
4003	Lmtd Tax P/I Series '01	86,766	1,095	0.0110%
4004	Ltd Tax Perm Imp 2002	229,499	2,745	0.0290%
4005	Ltd Tax Perm Imp 2004	8,014	96	0.0010%
4006	Lmtd Tax Perm Imp 2005	15,712	188	0.0020%
4007	Lmtd Tax Perm Imp Bds '06	11,668	140	0.0015%
4008	Ltd Tax Perm Imp 2007	12	-	0.0000%
4009	Ltd TX PI 2008 07Proj	18,390	220	0.0023%
4010	LTD TAX PI 2008 03PROJ	29	-	0.0000%
4011	Ltd Tax PI Bds 2009	370,308	4,886	0.0468%
4012	Ltd TX PI BAB Bds 2009B	227,786	2,836	0.0288%
4013	Ltd Tax PI Bds 2011	25,775	308	0.0033%
4014	Ltd Tax Perm Imp 2012	118,483	1,417	0.0150%
4015	Ltd Tax Perm Imp 2013	69,508	973	0.0088%
4016	Ltd Tax P/I 2014	341,638	4,467	0.0432%
4017	Ltd Tax P/I 2015	349,189	4,177	0.0442%
4018	Ltd Tax P/I 2016	209,186	2,509	0.0265%
4019	LT 2019A	169,607	2,029	0.0215%
4020	LT 2019B	6,774,942	88,718	0.8570%
4021	LT 2020A	91,637,390	1,092,978	11.5913%
4022	LT 2020B	9,908,658	118,592	1.2534%
4023	LT 2020C	38,751	464	0.0049%
4024	LT 2021A	36,238,887	422,991	4.5839%
4025	LT 2021B	46,430,369	565,772	5.8730%
4026	LT 2021C	584,801	7,031	0.0740%
4027	LT 2022A	4,191,223	50,137	0.5302%
4028	LT 2022B	16,335,027	195,405	2.0662%
4029	LT 2022C	1,100,836	13,169	0.1392%
4030	LT 2023A	275,301,290	3,302,023	34.8233%
4031	LT 2023C	1,756,008	21,006	0.2221%
4032	23 LT PI PRP A	134,910,770	1,614,008	17.0651%
4033	23 LT PI PRP B	2,910,054	34,811	0.3681%
4034	23 LT PI PRP C	8,168,039	97,709	1.0332%
4035	23 LT PI PRP D	6,558,112	78,719	0.8295%
4036	23 LT PI PRP E	51,055,826	610,748	6.4581%
		696,152,576	8,342,367	88.0574%
<u>Road Bonds</u>				
4201	Unlmtd Tax Rd Bonds 2004	371,831	4,448	0.0470%
4202	Unlmtd Tax Road Bond 2005	24,668	295	0.0031%
4203	Unlmtd Tax Road Bds '06	10	-	0.0000%
4204	Unltd Tax Rd Bds 2007	957,173	11,508	0.1211%
4205	Unltd Tx Rd Bds 08 03Proj	193,029	2,309	0.0244%
4206	Unltd Rd Bds 2008 07Proj	513,154	6,139	0.0649%
4207	Unltd Tax Road Bds 2009	139,516	1,669	0.0176%
4208	UNLTD TX RD BAB 2009B	218	3	0.0000%
4209	Unltd Tax Rd Bds 2011	767,757	9,184	0.0971%
4210	UNLTD TAX ROAD BD 2012	1,551,447	18,559	0.1962%
4211	Unlmtd Tax Road Bond 2013	2,853,534	34,278	0.3609%
4212	Unltd Tax Road Bd 2014	13,449,121	160,883	1.7012%
4213	Unltd Tax Road Bd 2015	21,285,455	254,838	2.6924%
4214	UnLtd Tax Road Bd 2016	4,022,219	48,115	0.5088%
4215	UT 2019A	37,164,350	432,403	4.7010%
4216	UT 2019B	615,988	7,417	0.0779%
4281	Unlimited Road Bond 99	1,845,376	22,075	0.2334%
4282	Unlimited Road Bond 99A	6,604	79	0.0008%
4283	Unlimited Road Bond 00/01	261,965	3,134	0.0331%
4284	Unlimited Road Bond 95/97	159,775	1,961	0.0202%
		86,183,190	1,019,297	10.9011%



Collin County, Texas
QUARTERLY INVESTMENT REPORT
 Quarter Ending December 31, 2024

CAPITAL PROJECTS

Fund Number (MUNIS)	Fund Name	Book Value 12/31/2024	Interest Earned YTD	% of Total Invested
<u>Tax Notes</u>				
4401	Tax Notes 2006	1,692,825	20,241	0.2141%
4402	Capital Improvement TN 01	575,289	6,882	0.0728%
4403	Capital Imp T/N 01A	110,763	1,325	0.0140%
4404	Tax Notes Series 2002	1,311,727	15,691	0.1659%
4405	Tax Notes Series 2004	1,460,871	17,442	0.1848%
4406	Tax Notes 2018	3,079,965	36,901	0.3896%
		8,231,440	98,482	1.0412%
	SubTotal Capital Projects Investments	790,567,206	9,460,146	100.0000%

Market Adjustment *

Federal Agency Bonds (10,028)

Market Adjustments are calculated using Market Values as shown on ANB Statements

Total Book Value as of 12/31/24	790,577,234	9,460,146
---------------------------------	-------------	-----------