



Collin County, Texas
 QUARTERLY INVESTMENT REPORT
 Quarter Ending March 31, 2025

STATEMENT OF INVESTMENT POSITION

The investments held in Collin County portfolio are managed in full compliance with the Public Funds Investment Act (Government Code 2256.023), and with the Investment Policy and strategy of Collin County Government.

	OPERATING GROUP			NON-OPERATING GROUP			CAPITAL PROJECTS GROUP			TOTAL PORTFOLIO		
	Prior Year Market Value 3/30/2024	Beginning Market Value 12/31/2024	Ending Market Value 3/31/2025	Prior Year Market Value 3/30/2024	Beginning Market Value 12/31/2024	Ending Market Value 3/31/2025	Prior Year Market Value 3/30/2024	Beginning Market Value 12/31/2024	Ending Market Value 3/31/2025	Prior Year Market Value 3/30/2024	Beginning Market Value 12/31/2024	Ending Market Value 3/31/2025
Cash in Bank	28,082,005	138,412,820	39,875,316							28,082,005	138,412,820	39,875,316
PFIA Investment Pools	497,431,240	337,197,054	466,558,662	794,253	825,199	834,139	448,389,885	639,844,530	614,907,461	946,615,378	977,866,783	1,082,300,262
Cash Equivalent Investments	45,959,288	47,806,820	48,332,847	65,867,982	83,921,907	99,653,932	103,211,103	147,882,704	152,282,817	215,038,373	279,611,431	300,269,596
Certificates of Deposit	-	-	-	23,647,060	25,116,980	30,354,111	-	-	-	23,647,060	25,116,980	30,354,111
Federal/Agency Bonds	-	-	-	92,030,600	80,348,510	67,906,974	42,050,090	2,839,972	-	134,080,690	83,188,482	67,906,974
Municipal Bonds	-	-	-	31,030,043	31,512,108	30,979,287	-	-	-	31,030,043	31,512,108	30,979,287
TOTALS	571,472,533	523,416,694	554,766,825	213,369,938	221,724,704	229,728,443	593,651,078	790,567,206	767,190,278	1,378,493,549	1,535,708,604	1,551,685,546

Annualized Yield	5.426%	4.798%	4.443%	3.499%	3.769%	3.745%	5.070%	4.767%	4.410%	5.109%	4.623%	4.322%
Weighted Yield To Call	5.439%	4.779%	4.438%	3.682%	3.575%	3.466%	5.061%	4.734%	4.407%	4.992%	4.562%	4.274%
Weighted Yield To Maturity	5.439%	4.779%	4.438%	3.636%	3.693%	3.612%	5.061%	4.734%	4.407%	4.985%	4.580%	4.297%
Weighted Average Maturity (Days)	1	1	1	356	426	339	12	1	1	62	69	53

In accordance with Government Code 2256.005 Sections f-1, The Investment Officers of Collin County are required to:
 (1) Disclose a personal business relationship with a business organization offering to sell investments to the organization; and,
 (2) Disclose whether he/she is related within the second degree by affinity of consanguinity to an individual seeking to sell an investment to the entity;

Authorized By Investment Officers: 
 Robert D. Cone, County Auditor Date

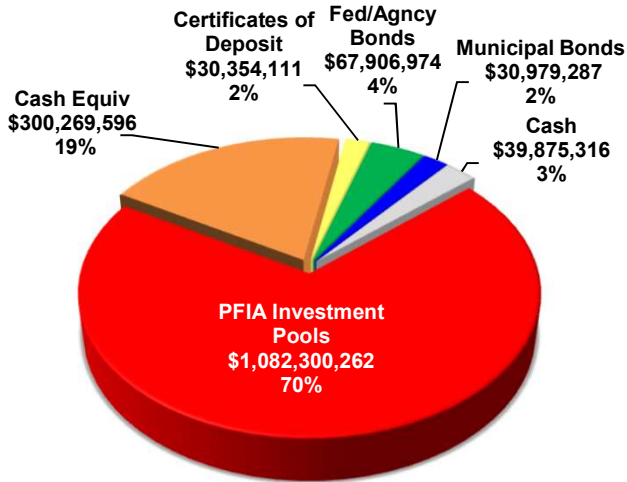

 Monika Arris, Budget Director Date



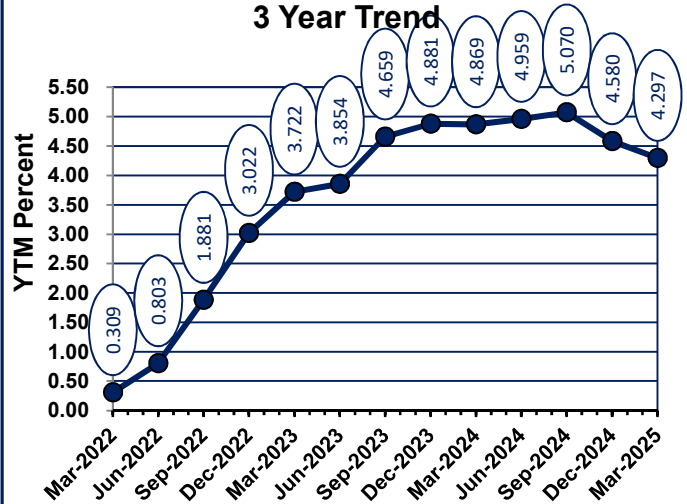
Collin County, Texas
 QUARTERLY INVESTMENT REPORT
 Quarter Ending March 31, 2025

TOTAL PORTFOLIO

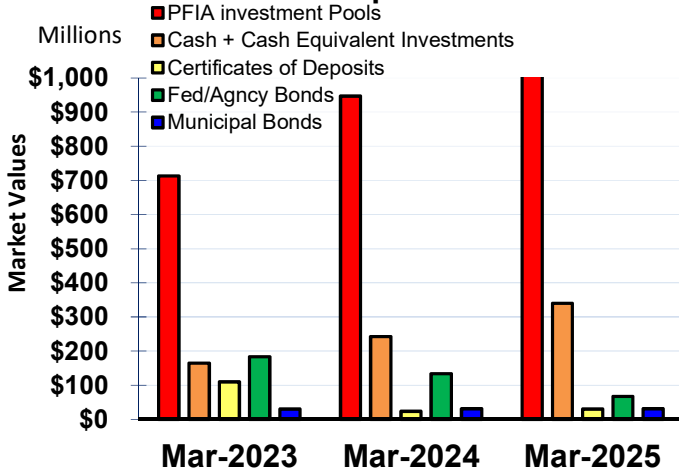
Portfolio Composition by Type



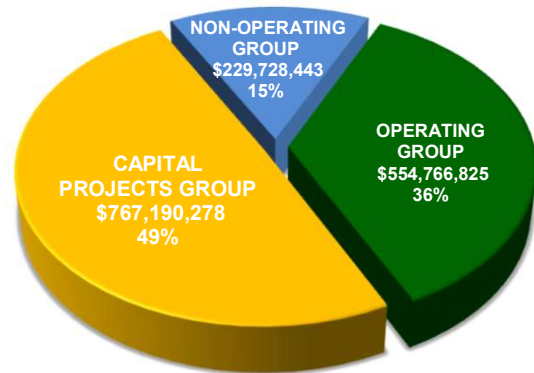
Portfolio Weighted YTM 3 Year Trend



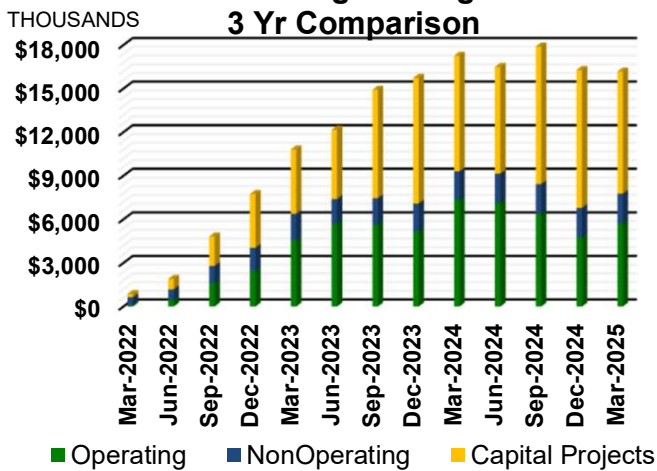
Portfolio Position by Type 3 Yr Comparison



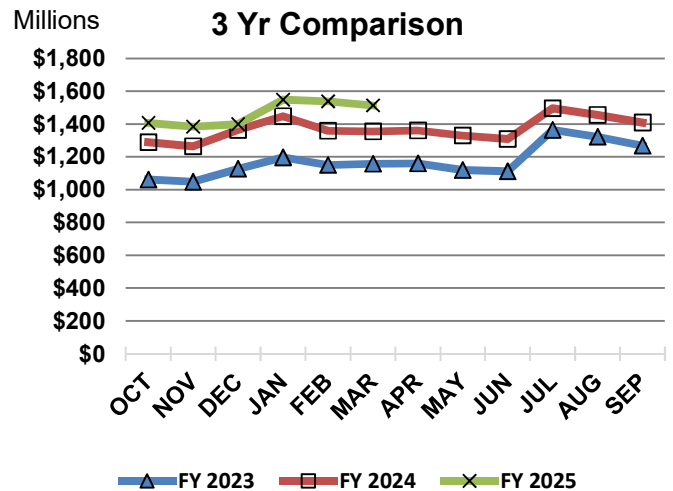
Portfolio Composition by Investment Pool Group at Qtr End



Interest Earnings during Quarter 3 Yr Comparison



Total Portfolio 3 Yr Comparison





Collin County, Texas
QUARTERLY INVESTMENT REPORT
 Quarter Ending March 31, 2025

TOTAL PORTFOLIO
Summary Statement by Pooled Fund Group

Description	Ending Market Value	Percentage of Portfolio	Avg Monthly Yields Jan-2025	Avg Monthly Yields Feb-2025	Avg Monthly Yields Mar-2025
TexPool	47,539,425	3.1445%	4.3919%	4.3555%	4.3345%
TexSTAR	83,891,021	5.5490%	4.3896%	4.3625%	4.3394%
Texas CLASS	460,596,219	30.4665%	4.5286%	4.4888%	4.4390%
LOGIC	309,019,605	20.4404%	4.5390%	4.5009%	4.4641%
Texas RANGE	111,160,557	7.3528%	4.4000%	4.3800%	4.3500%
Texas FIT	70,093,435	4.6364%	4.4022%	4.5313%	4.2898%
ICS American National Bank	48,332,847	3.1970%	4.4800%	4.4000%	4.4000%
ICS Farmer's Bank & Trust	63,958,471	4.2306%	4.4900%	4.4400%	4.4500%
CE American National Bank-CUS	184,619,320	12.2118%	3.9400%	3.8700%	3.9100%
CE American National Bank-SEA	3,358,958	0.2222%	4.3100%	4.2600%	4.2300%
* Certificates of Deposit	30,354,111	2.0078%	3.7813%	3.7813%	3.7813%
* Federal Agency Bonds	65,417,423	4.3271%	3.4454%	3.4454%	3.4454%
* US Treasuries	2,489,551	0.1647%	4.2046%	4.2046%	4.2046%
* Municipal Bonds	30,979,287	2.0492%	2.9370%	2.9370%	2.9370%
	1,511,810,230	100.0000%	4.1600%	4.1398%	4.1125%

* Avg Monthly Yields are calculated by averaging YTM. Since Collin County Investment Policy maximum term limit is five years, yields may include rates from 03/31/2020 - 03/31/2025.

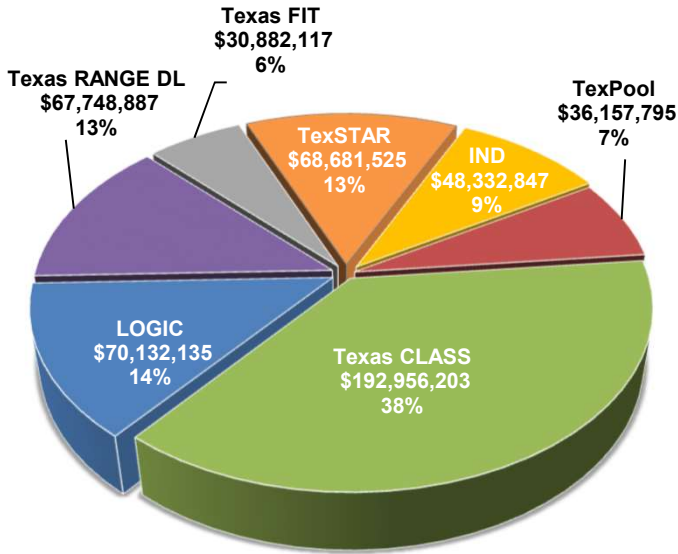
POOLED FUND GROUP	Beginning Book Value 12/31/2024	Increases	Decreases	Interest Earned QTD	Amortization / Accretion	Ending Book Value 03/31/2025	Beginning Market Value 12/31/2024	Unrealized Gain / (Loss) Market Adj	Ending Market Value 03/31/2025	Accrued Interest 03/31/2025
Operating Group										
PFIA Investment Pools	337,197,054	225,848,000	(101,685,000)	5,198,608	-	466,558,662	337,197,054	-	466,558,662	-
Cash Equivalent Investments	47,806,820	-	-	526,027	-	48,332,847	47,806,820	-	48,332,847	-
Sub-Total	385,003,874	225,848,000	(101,685,000)	5,724,635	-	514,891,509	385,003,874	-	514,891,509	-
Non-Operating Group										
PFIA Investment Pools	825,199	-	-	8,940	-	834,139	-	-	834,139	-
Cash Equivalent Investments	83,921,907	16,538,405	(1,693,978)	887,598	-	99,653,932	-	-	99,653,932	323,605
Certificates of Deposit	25,116,980	10,000,000	(5,080,119)	317,250	-	30,354,111	25,116,980	-	30,354,111	9,309
Federal/Agency Bonds	81,206,816	-	(13,562,073)	574,744	60,934	68,280,421	80,348,510	(373,447)	67,906,974	510,265
Municipal Bonds	31,988,960	1,647,409	(2,689,420)	259,419	(11,037)	31,195,331	31,512,108	(216,044)	30,979,287	216,729
Sub-Total	223,059,862	28,185,814	(23,025,590)	2,047,951	49,897	230,317,934	136,977,598	(589,491)	229,728,443	1,059,908
Capital Projects Group										
PFIA Investment Pools	639,844,530	747,000	(32,555,000)	6,870,931	-	614,907,461	639,844,530	-	614,907,461	-
Cash Equivalent Investments	147,882,704	2,864,250	-	1,535,863	-	152,282,817	147,882,704	-	152,282,817	292,356
Federal/Agency Bonds	2,850,000	-	(2,858,708)	8,708	-	-	2,839,972	-	-	-
Sub-Total	790,577,234	3,611,250	(35,413,708)	8,415,502	-	767,190,278	790,567,206	-	767,190,278	292,356
Grand Totals:	1,398,640,970	257,645,064	(160,124,298)	16,188,088	49,897	1,512,399,721	1,312,548,678	(589,491)	1,511,810,230	1,352,264



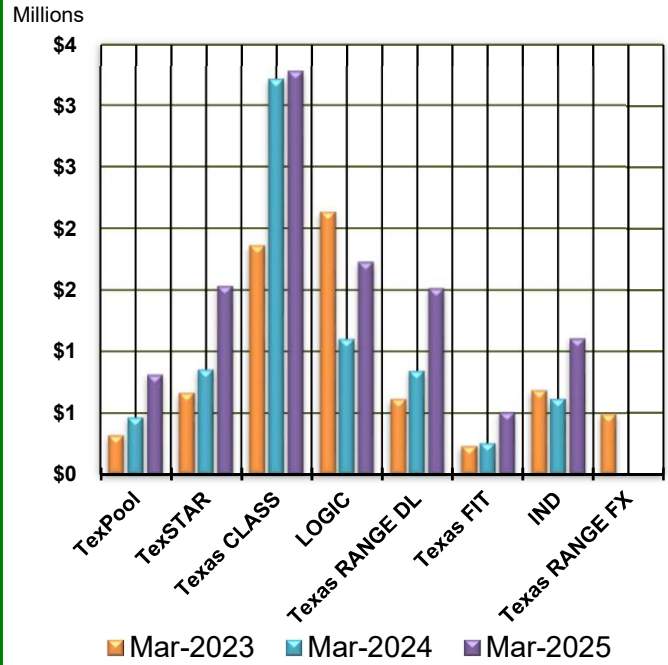
Collin County, Texas
 QUARTERLY INVESTMENT REPORT
 Quarter Ending March 31, 2025

OPERATING GROUP

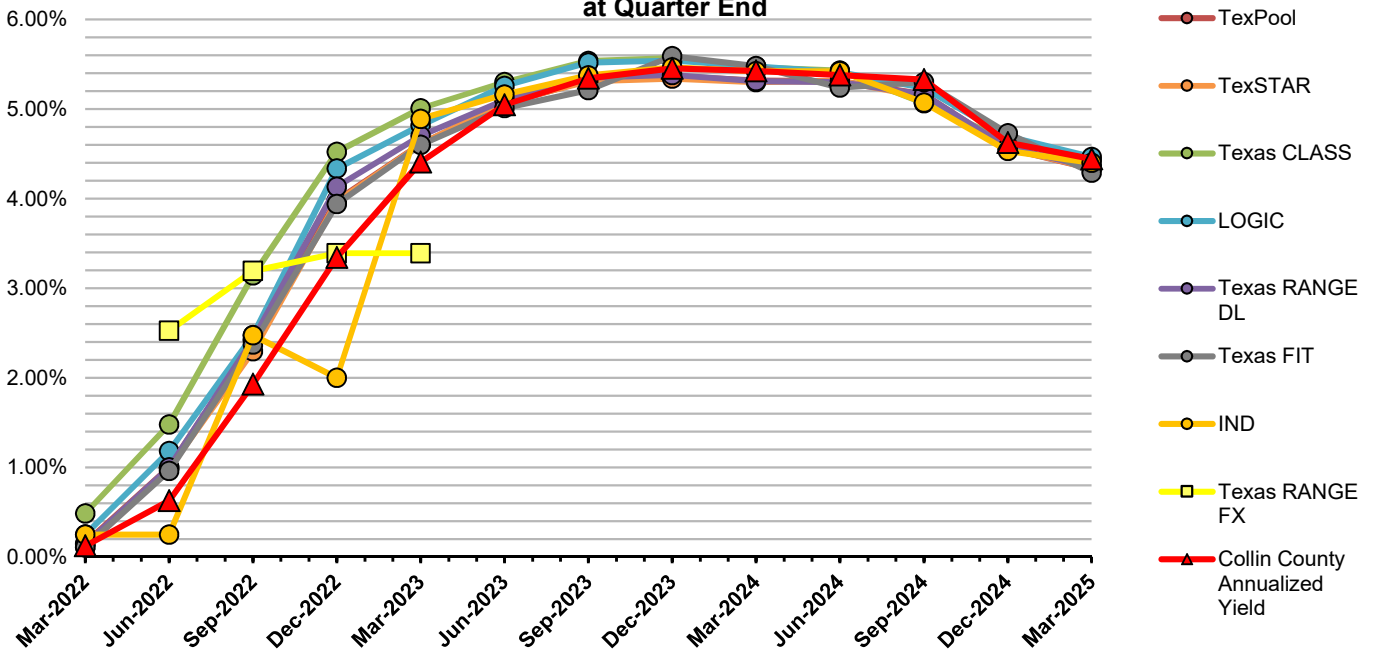
Operating Investments by Type at Quarter End



Operating Investments YTD Interest Earnings Comparison at Quarter End



Operating Investments Yields Comparison at Quarter End





Collin County, Texas
QUARTERLY INVESTMENT REPORT
 Quarter Ending March 31, 2025

OPERATING
Investment Details

<u>OPERATING GROUP</u>	Yield to Maturity (YTM)	Beginning Book Value 12/31/2024	Increases	Decreases	Interest Earned QTD	Ending Book Value 03/31/2025	Beginning Market Value 12/31/2024	Ending Market Value 03/31/2025	Accrued Interest	Maturity Date
<u>PFIA Investment Pools</u>										
TexPool	4.3606%	36,008,129	-	(238,000)	387,666	36,157,795	36,008,129	36,157,795	-	N/A
TexSTAR	4.3638%	67,947,914	-	-	733,611	68,681,525	67,947,914	68,681,525	-	N/A
Texas CLASS	4.4855%	76,186,828	215,907,000	(101,447,000)	2,309,375	192,956,203	76,186,828	192,956,203	-	N/A
LOGIC	4.5013%	69,359,609	-	-	772,526	70,132,135	69,359,609	70,132,135	-	N/A
Texas RANGE DL	4.3767%	67,022,764	-	-	726,123	67,748,887	67,022,764	67,748,887	-	N/A
Texas FIT	4.4078%	20,671,810	9,941,000	-	269,307	30,882,117	20,671,810	30,882,117	-	N/A
		337,197,054	225,848,000	(101,685,000)	5,198,608	466,558,662	337,197,054	466,558,662	-	
<u>Cash Equivalent Investments</u>										
American National Bank										
IntraFi Network Deposits	4.4267%	47,806,820	-	-	526,027	48,332,847	47,806,820	48,332,847	-	N/A
		47,806,820	-	-	526,027	48,332,847	47,806,820	48,332,847	-	
TOTAL OPERATING INVESTMENTS		385,003,874	225,848,000	(101,685,000)	5,724,635	514,891,509	385,003,874	514,891,509	-	



Collin County, Texas
QUARTERLY INVESTMENT REPORT
 Quarter Ending March 31, 2025

OPERATING
Schedule of Investments by Fund

Fund Number (MUNIS)	Fund Name	Book Value 03/31/2025	Interest Earned YTD	% of Total Invested
<u>General Funds</u>				
0001	General	239,281,338	8,121,215	46.4913%
0002	Housing Finance Corp	626,630	13,047	0.1218%
0003	Records Archive Fund	17,394,259	-	*
0005	Dis Cts Rec Tech Fund	612,470	-	*
0499	Permanent Improvements	8,056,243	186,709	1.5653%
		265,970,940	8,320,971	51.6770%
<u>Special Revenue Funds</u>				
0029	Courthouse Security	967,977	-	*
1010	Road and Bridge	22,066,796	609,464	4.2875%
1011	Farm and Market	24,739	563	0.0048%
1012	Lateral Road	1,610,109	36,434	0.3128%
1013	Judicial Appellate	499,593	11,436	0.0971%
1015	Court Reporters	655,333	-	*
1021	Law Library	4,941,381	-	*
1025	Co Clrk Rec Mgmt & Pres	15,209,498	-	*
1026	Dist Clrk Rec Mgmt & Pres	1,196,399	-	*
1028	Justice Court Tech Fund	701,677	-	*
1031	Economic Development 2001	761,732	18,631	0.1480%
1033	Contract Elections	4,231,822	83,051	0.8222%
1036	Sheriff Forfeiture	30,249	688	0.0059%
1037	DA State Forfeiture	1,391,086	31,296	0.2703%
1038	DA Service Fee	250,790	-	*
1039	Meyers Park Foundation	1,275	29	0.0002%
1040	Health Care Foundation	5,240,870	164,236	1.0183%
1041	Local Provider Participation Funds	127,108	2,893	0.0247%
1044	County Rec Mgmt & Pres	890,651	-	*
1045	District Rec Mgmt & Pres	226,637	5,188	*
1046	Juvenile Case Manager Fnd	473,262	-	*
1047	Court Initiated Guardnshp	736,270	-	*
1049	DA Pretrial Intervntn Prg	1,076,135	-	*
1050	Specialty Court	253,202	-	*
1051	SCAAP	3,288	270	0.0006%
1052	Cty Crts Technology Fund	738,884	-	*
1053	Dis Cts Technology Fund	738,054	-	*
1054	Probate Contributions Fnd	837,551	18,916	0.1627%
1055	CCLC Court Rec Presrvtn	688,066	-	*
1056	Dis Clrk Crt Rec Presrvtn	482,466	-	*
1057	DA Apportionment	109,156	2,589	0.0212%
1058	Justice Crt Bldg Security	305,442	-	*
1060	DA Federal Treasury Forf	1,903,524	43,321	0.3698%
1062	Truancy Prevention and Diversion Special Revenue	287,882	6,552	0.0559%
1065	Sheriff Forfeiture Fed	66,715	1,364	0.0130%
1066	SO Treasury Forfeiture	282,253	4,087	0.0548%
1067	Trails Blue Ridge Sp Rd Dist	321,086	5,913	0.0624%
1068	Court Facility Fee Fund	1,219,930	25,223	0.2370%
1069	Opioid Abatement	55,184	1,256	0.0107%
1998	Veterans Court	30,263	686	0.0059%
		71,634,335	1,075,518	13.9180%



Collin County, Texas
QUARTERLY INVESTMENT REPORT
 Quarter Ending March 31, 2025

OPERATING
Schedule of Investments by Fund

Fund Number (MUNIS)	Fund Name	Book Value 03/31/2025	Interest Earned YTD	% of Total Invested
<u>Grant Funds</u>				
2132	ARPA	128,573,576	-	*** 24.9813%
2198	LEOSE Education	150,184	1,881	0.0292%
2586	RTR Frontier Parkway	53,304	379	*** 0.0104%
		128,777,064	2,260	25.0209%
<u>Debt Service Fund</u>				
3001	Debt Service Fund	18,803,450	488,263	3.6534%
		18,803,450	488,263	3.6534%
<u>Internal Service Funds</u>				
5501	Liability Insurance	11,795,355	277,565	2.2918%
5502	Workers' Compensation Ins	7,989,212	180,912	1.5523%
5504	Unemployment Insurance	1,666,680	37,043	0.3238%
5505	Insurance Claim	3,377	11,306	0.0007%
5601	Flexible Benefit	232,469	-	** 0.0452%
5990	Animal Safety Fund	2,428,145	48,849	0.4718%
		24,115,238	555,675	4.6856%
<u>Other Funds</u>				
5999	CC Toll Road Authority	8,093	5,296	0.0016%
6050	Judicial District	3,038,412	49,551	0.5903%
7001	State Fees Agency	1,797,770	-	* 0.3493%
7002	Unclaimed Holdings	534,778	-	* 0.1039%
		5,379,053	54,847	1.0451%
Total Operating Investments		514,680,080	10,497,534	100.0000%
Total Book Value as of 03/31/25		514,891,509	10,497,534	

Notes

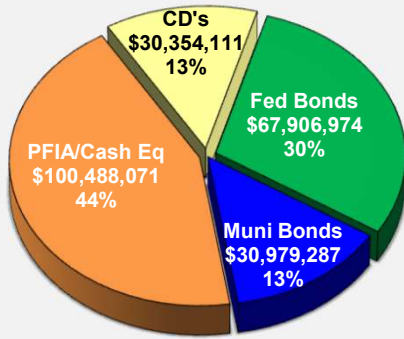
- * Interest is recorded in Fund 0001 General Fund
- ** Interest is recorded in Fund 5505 Insurance Claim
- *** Interest is re-allocated to deferred revenue



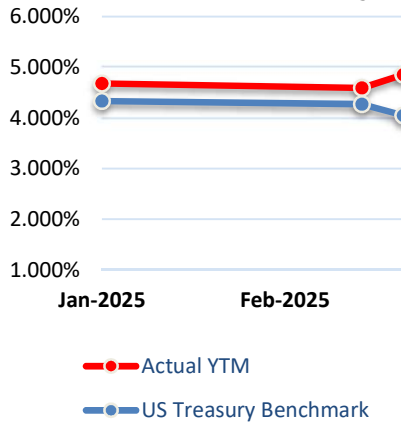
Collin County, Texas
 QUARTERLY INVESTMENT REPORT
 Quarter Ending March 31, 2025

NON-OPERATING GROUP

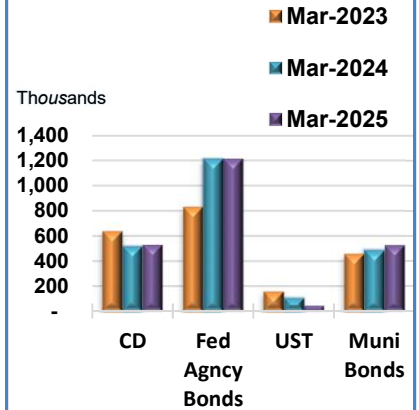
Non-Operating Investments by Type



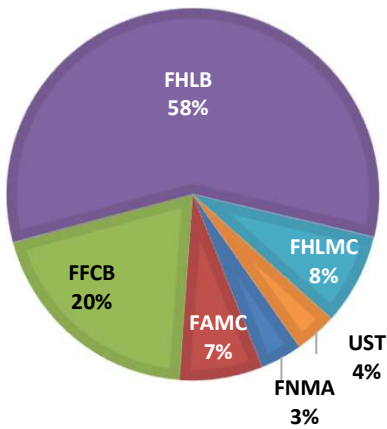
Non-Operating Bond Purchases YTM Versus US Treasury



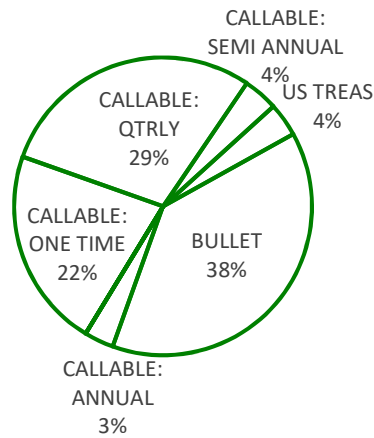
Non-Operating YTD Interest Earnings



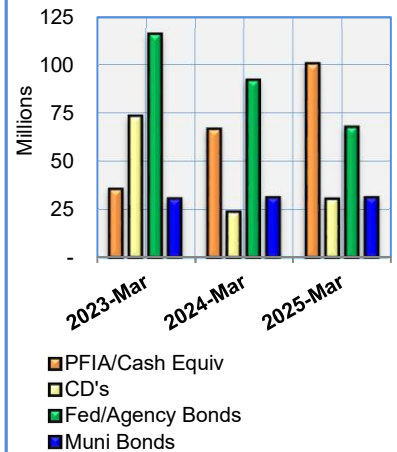
Federal Agency Bonds



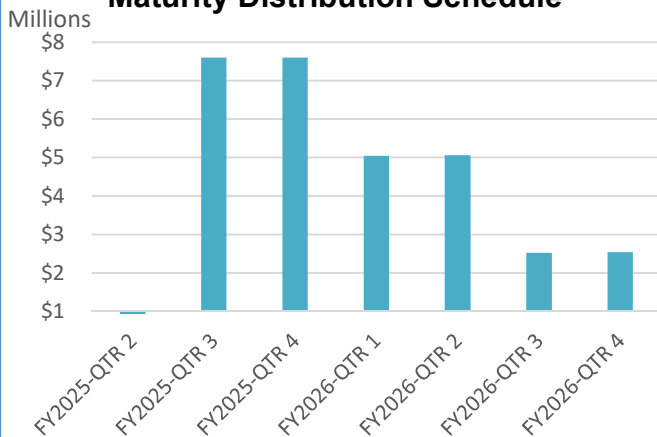
Federal Agency Bonds Breakdown by Type



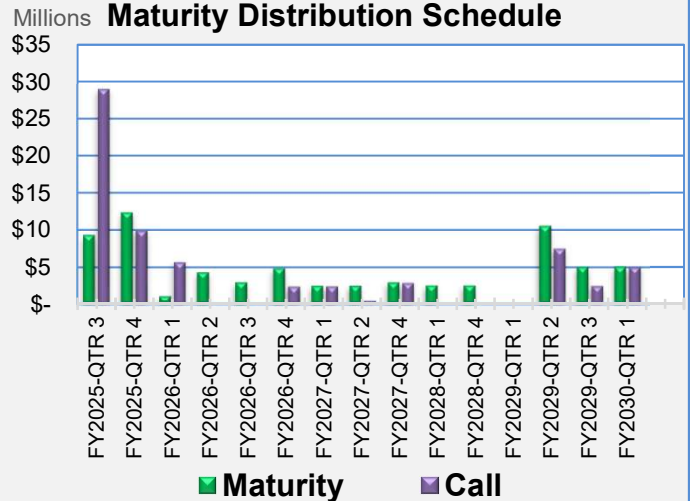
Non-Operating Investments Three Year Comparison as of Quarter End



Non-Operating Cert of Deposit Maturity Distribution Schedule



Non-Operating Fed Agency Bonds Maturity Distribution Schedule





Collin County, Texas
QUARTERLY INVESTMENT REPORT
 Quarter Ending March 31, 2025

**NON-OPERATING
 Investment Details**

<u>NON-OPERATING GROUP</u>	Yield to Maturity (YTM)	Beginning Book Value 12/31/2024	Increases	Decreases	Interest Earned QTD	Ending Book Value 03/31/2025	Beginning Market Value 12/31/2024	Ending Market Value 03/31/2025	Accrued Interest	Maturity Date
PFIA Investment Pools										
Texas RANGE DL	4.3767%	825,199	-	-	8,940	834,139	-	834,139	-	N/A
		825,199	-	-	8,940	834,139	-	834,139	-	
Cash Equivalent Investments										
American National Bank										
Custody Cash Holdings	3.9067%	81,757,723	13,694,449	(19,213)	862,015	96,294,974	-	96,294,974	311,684	N/A
Seacap Cash Holdings	4.2667%	2,164,184	2,843,956	(1,674,765)	25,583	3,358,958	-	3,358,958	11,921	N/A
		83,921,907	16,538,405	(1,693,978)	887,598	99,653,932	-	99,653,932	323,605	
Certificates of Deposit										
American National Bank										
CD #9773532	3.7900%	2,523,672	-	-	23,658	2,547,330	2,523,672	2,547,330	-	09/30/2025
CD #9773557	3.4900%	2,521,795	-	-	21,764	2,543,559	2,521,795	2,543,559	-	03/30/2026
CD #9773565	3.2900%	2,520,543	-	-	20,503	2,541,046	2,520,543	2,541,046	-	09/30/2026
CD #9790346	3.8500%	2,500,000	-	-	23,733	2,523,733	2,500,000	2,523,733	-	06/30/2026
		10,066,010	-	-	89,658	10,155,668	10,066,010	10,155,668	-	
East West Bank										
CD #172859244-MATURED	4.4100%	2,500,000	-	(2,527,332)	27,332	-	2,500,000	-	946	03/31/2025
CD #172821932	4.3400%	2,500,000	-	-	27,196	2,527,196	2,500,000	2,527,196	1,243	06/30/2025
CD #172920654	4.2800%	2,500,000	-	-	26,818	2,526,818	2,500,000	2,526,818	1,224	09/30/2025
CD #172514133	4.2400%	2,500,000	-	-	26,566	2,526,566	2,500,000	2,526,566	1,187	12/31/2025
CD #172620640	4.2900%	-	2,500,000	-	17,691	2,517,691	-	2,517,691	1,197	04/30/2025
CD #172531511	4.2400%	-	2,500,000	-	17,485	2,517,485	-	2,517,485	1,183	07/31/2025
CD #172380294	4.1800%	-	2,500,000	-	17,236	2,517,236	-	2,517,236	1,166	10/31/2025
		10,000,000	7,500,000	(2,527,332)	160,324	15,132,992	10,000,000	15,132,992	8,146	
Farmer's Bank & Trust										
CD #7000077-MATURED	4.2200%	2,526,395	-	(2,552,787)	26,392	-	2,526,395	-	-	03/30/2025
CD #7000078	3.9300%	2,524,575	-	-	23,996	2,548,571	2,524,575	2,548,571	-	06/30/2025
CD #7000083	4.1700%	-	2,500,000	-	16,880	2,516,880	-	2,516,880	1,163	01/31/2026
		5,050,970	2,500,000	(2,552,787)	67,268	5,065,451	5,050,970	5,065,451	1,163	
Total Certificates of Deposit		25,116,980	10,000,000	(5,080,119)	317,250	30,354,111	25,116,980	30,354,111	9,309	



Collin County, Texas
 QUARTERLY INVESTMENT REPORT
 Quarter Ending March 31, 2025

**NON-OPERATING
 Investment Details**

NON-OPERATING GROUP	Security Name	Rating	Yield to Call	Yield to Maturity	Beginning Book Value	Increases	Decreases	Interest Earned	Amortization/ Accretion	Ending Book Value	Beginning Market Value	Unrealized Gain / (Loss)	Ending Market Value	Accrued Interest	Maturity / Call Date	Callable
			(YTC)	(YTM)	12/31/2024			QTD	03/31/2025	12/31/2024	Market Adj	03/31/2025				
Federal/Agency Bonds																
American National Bank																
	CUSIP #31422BRT9-MATURED	Farmer Mac	NR	1.5342%	2,500,028	-	(2,500,243)	243	(28)	-	2,499,818	-	-	-	01/03/2025	N
	CUSIP #3130ASW96-MATURED	Fed Home Ln Bank	AA+	4.0186%	2,499,961	-	(2,515,000)	15,000	39	-	2,498,088	-	-	-	02/25/2025	Y
	CUSIP #3130ADRH7-MATURED	Fed Home Ln Bank	AA+	3.2110%	1,124,269	-	(1,131,559)	6,559	731	-	1,121,695	-	-	-	03/14/2025	N
	CUSIP #3133ERN2-CALLED	Fed Farm Cr Bank	Aaa	5.2379%	2,501,371	-	(2,514,315)	12,979	(35)	-	2,499,975	-	-	-	02/06/2025	Y
	CUSIP #3130B2DQ5-CALLED	Fed Home Ln Bank	Aaa	5.3880%	2,499,318	-	(2,512,827)	13,490	19	-	2,500,152	-	-	-	01/08/2025	Y
	CUSIP #3134H13H4-CALLED	Fed Home Ln Mtg Corp	Aaa	4.9300%	1,861,692	-	(1,883,626)	21,970	(36)	-	1,856,008	-	-	-	03/26/2026	Y
	CUSIP #3130ANFM7	Fed Home Ln Bank	AA+	0.6298%	2,500,000	-	(7,708)	7,708	-	2,500,000	2,409,374	(63,447)	2,436,553	4,375	04/19/2025	Y
	CUSIP #3130ASTV1	Fed Home Ln Bank	AA+	3.7657%	2,498,327	-	(22,188)	22,188	738	2,499,065	2,488,622	(5,802)	2,493,263	16,271	04/25/2025	Y
	CUSIP #3134GXK29	Fed Home Ln Mtg Corp	Aaa	3.7413%	310,007	-	(2,906)	2,906	(5)	310,002	309,289	(151)	309,851	4,941	04/28/2025	Y
	CUSIP #3130AM2F8	Fed Home Ln Bank	Aaa	12.1340%	479,808	-	(1,406)	1,406	3,802	483,610	479,621	1,058	484,668	2,375	04/29/2025	Y
	CUSIP #3130ANGJ3	Fed Home Ln Bank	AA+	0.5987%	2,500,000	-	(15,000)	15,000	-	2,500,000	2,470,605	(18,416)	2,481,584	7,000	05/19/2025	Y
	CUSIP #3136G4S87	Fannie Mae	AA+	0.6500%	2,500,000	-	(4,063)	4,063	-	2,500,000	2,440,385	(36,806)	2,463,194	1,535	05/27/2025	Y
	CUSIP #3130AMTB8	Fed Home Ln Bank	AA+	0.7382%	2,500,000	-	(7,813)	7,813	-	2,500,000	2,404,169	(70,273)	2,429,727	9,635	06/10/2025	Y
	CUSIP #3130ALGC2	Fed Home Ln Bank	Aaa	10.5066%	283,470	-	(645)	645	2,348	285,818	283,014	(128)	285,690	57	06/23/2025	Y
	CUSIP #3130AKU61	Fed Home Ln Bank	AA+	0.3998%	2,500,000	-	(4,688)	4,688	-	2,500,000	2,407,796	(68,802)	2,431,198	3,333	06/27/2025	Y
	CUSIP #3134GXXS8	Fed Home Ln Mtg Corp	Aaa	3.6510%	2,558,857	-	(20,816)	20,816	1,607	2,560,464	2,548,253	(5,363)	2,555,101	21,741	09/27/2025	Y
	CUSIP #3130ARDK4	Fed Home Ln Bank	AA+	2.5500%	2,500,000	-	(15,938)	15,938	-	2,500,000	2,404,248	(70,948)	2,429,052	354	06/29/2025	Y
	CUSIP #3130AMUX8	Fed Home Ln Bank	Aaa	10.6115%	1,511,198	-	(3,445)	3,445	12,789	1,523,987	1,509,930	506	1,524,493	38	06/30/2025	Y
	CUSIP #3134H1D59	Fed Home Ln Mtg Corp	Aaa	4.6290%	2,509,955	-	(33,438)	33,438	(582)	2,509,373	2,503,138	(8,626)	2,500,747	63,160	04/11/2025	Y
	CUSIP #3130ASYQ6 #1	Fed Home Ln Bank	AA+	3.5014%	2,500,000	-	(21,875)	21,875	-	2,500,000	2,491,886	(3,244)	2,496,756	31,111	05/23/2025	Y
	CUSIP #3130ASYQ6 #2	Fed Home Ln Bank	AA+	3.5014%	1,750,000	-	(15,313)	15,313	-	1,750,000	1,744,320	(2,271)	1,747,729	21,778	05/23/2025	Y
	CUSIP #3130B2NK7	Fed Home Ln Bank	Aaa	4.2920%	2,500,696	-	(27,000)	27,000	(47)	2,500,649	2,487,517	(5,315)	2,495,334	6,000	06/11/2025	Y
	CUSIP #3130AYLN4	Fed Home Ln Bank	Aaa	4.2270%	2,509,517	-	(29,688)	29,688	(591)	2,508,926	2,500,651	(11,018)	2,497,908	26,719	07/10/2025	Y
	CUSIP #31422BU73	Farmer Mac	NR	4.4300%	5,000,000	-	(5,375)	5,375	-	5,000,000	4,866,159	(87,097)	4,912,903	956	09/15/2025	N
	CUSIP #3130BORX9	Fed Home Ln Bank	Aaa	4.8665%	2,503,265	-	(31,250)	31,250	(297)	2,502,968	2,505,129	(4,385)	2,498,583	62,500	10/01/2025	Y
	CUSIP #3130ARMB4	Fed Home Ln Bank	AA+	3.5210%	2,186,396	-	(21,900)	21,900	2,772	2,189,168	2,186,676	(23)	2,189,145	37,230	10/28/2025	Y
	CUSIP #3133ENXQ8	Fed Farm Cr Bank	AA+	4.4340%	986,399	-	(7,000)	7,000	3,778	990,177	987,123	770	990,947	9,800	11/25/2025	N
	CUSIP #3133ELY32	Fed Farm Cr Bank	Aaa	4.1334%	2,370,537	-	(3,438)	3,438	20,769	2,391,306	2,358,305	(1,509)	2,389,797	2,635	07/22/2026	N
	CUSIP #3130APN43	Fed Home Ln Bank	Aaa	4.2621%	2,412,705	-	(14,063)	14,063	11,976	2,424,681	2,411,978	8,465	2,433,146	24,063	10/27/2026	N
	CUSIP #3130AYXU5	Fed Home Ln Bank	AA+	4.4501%	500,000	-	(5,563)	5,563	-	500,000	496,060	1,280	501,280	3,028	02/12/2027	Y
	CUSIP #3130ATHW0	Fed Home Ln Bank	Aaa	3.4540%	2,949,340	-	(29,906)	29,906	(4,583)	2,944,757	2,885,832	(30,265)	2,914,492	6,978	09/10/2027	N
	CUSIP #3133EP3B #1	Fed Farm Cr Bank	Aaa	4.2001%	2,492,865	-	(25,781)	25,781	433	2,493,298	2,471,740	13,105	2,506,403	13,750	02/13/2029	N
	CUSIP #3133EP3B #2	Fed Farm Cr Bank	Aaa	4.2368%	4,978,888	-	(51,563)	51,563	1,282	4,980,170	4,943,479	32,635	5,012,805	27,500	02/13/2029	N
	CUSIP #3133EPJK2	Fed Farm Cr Bank	Aaa	4.2580%	2,437,617	-	(22,656)	22,656	3,578	2,441,195	2,425,008	17,954	2,459,149	35,495	05/10/2029	N
	CUSIP #3130AATU2	Fed Home Ln Bank	Aaa	4.2600%	2,526,505	-	(28,125)	28,125	(1,338)	2,525,167	2,508,911	20,758	2,545,925	33,438	12/14/2029	N
					78,742,991	-	(13,538,120)	550,791	59,119	65,814,781	77,904,954	(397,358)	65,417,423	477,796		
Unites States Treasuries																
American National Bank																
	CUSIP #9128CFY2	US Treasury	NR	4.2046%	2,463,825	-	(23,953)	23,953	1,815	2,465,640	2,443,556	23,911	2,489,551	32,469	11/30/2029	N
					2,463,825	-	(23,953)	23,953	1,815	2,465,640	2,443,556	23,911	2,489,551	32,469		
Total Federal/Agency Bonds																
					81,206,816	-	(13,562,073)	574,744	60,934	68,280,421	80,348,510	(373,447)	67,906,974	510,265		



Collin County, Texas
 QUARTERLY INVESTMENT REPORT
 Quarter Ending March 31, 2025

NON-OPERATING
 Investment Details

NON-OPERATING GROUP	Security Name	Rating	Yield to Call (YTC)	Yield to Maturity (YTM)	Beginning Book Value 12/31/2024	Increases	Decreases	Interest Earned QTD	Amortization/ Accretion	Ending Book Value 03/31/2025	Beginning Market Value 12/31/2024	Unrealized Gain / (Loss) Market Adj	Ending Market Value 03/31/2025	Accrued Interest	Maturity / Call Date	Callable
Municipal Bonds																
American National Bank																
CUSIP #094808CE0-MATURED	MN-Bloomington Port Auth	AAA		0.6000%	330,584	-	(330,756)	756	(584)	-	329,604	-	-	-	02/01/2025	N
CUSIP #6041954Q7-MATURED	MN-Minnetonka ISD	AAA		4.9002%	299,316	-	(300,500)	500	684	-	299,397	-	-	-	02/01/2025	N
CUSIP #44236PLP1-MATURED	TX-Houston Cmnty College	AAA		4.6000%	750,345	-	(754,583)	4,583	(345)	-	750,300	-	-	-	02/15/2025	N
CUSIP #486063G61-MATURED	TX-Katy ISD	Aa1		3.0000%	249,383	-	(250,917)	917	617	-	249,590	-	-	-	02/15/2025	N
CUSIP #751100MG0-MATURED	NC-Raleigh Comb Revenue	AAA		1.3850%	650,793	-	(652,324)	2,324	(793)	-	647,549	-	-	-	03/01/2025	N
CUSIP #717096AW1-MATURED	TX-Plflugerville ISD	AAA		0.8560%	150,746	-	(150,917)	917	(746)	-	150,100	-	-	-	05/15/2025	N
CUSIP #160075WG8	NC-Charlotte County School Dist.	Aa	4.7210%	4.7212%	1,001,844	-	(12,000)	12,000	(178)	1,001,666	1,007,450	12,494	1,014,160	8,000	11/01/2024	Y
CUSIP #4511527F3	ID-Idaho Bond Bank Authority	Aa1	4.4770%	5.1615%	253,241	-	(3,125)	3,125	(299)	252,942	253,780	2,460	255,402	556	11/01/2024	Y
CUSIP #218054AK0	FL-Coral Springs Spl Oblig	AAA	1.5200%	1.5200%	252,523	-	(1,344)	1,344	(378)	252,145	241,088	(9,082)	243,063	448	12/01/2024	Y
CUSIP #88213AHM0	TX-A & M Univ Revs	Aaa		0.7270%	1,008,438	-	(7,578)	7,578	(5,667)	1,002,771	995,320	(4,301)	998,470	11,450	05/15/2025	N
CUSIP #88213ARN7	TX-A&M Univ Revs	AAA		3.1150%	64,491	-	(145)	145	342	64,833	64,193	(99)	64,734	219	05/15/2025	N
CUSIP #586145WH3	TN-Memphis	Aa2		1.1500%	764,983	-	(9,855)	9,855	(7,492)	757,491	751,440	(6,889)	750,802	9,855	07/01/2025	N
CUSIP #798781XX3	TX-San Marcos Cons ISD	Aa2		0.7858%	506,235	-	(3,704)	3,704	(2,672)	503,563	496,330	(5,713)	497,850	2,469	08/01/2025	N
CUSIP #537071VX7	TX-Little Cypress Mauriceville	AAA		0.8000%	266,257	-	(3,250)	3,250	(2,681)	263,576	261,019	(2,965)	260,611	2,167	08/01/2025	N
CUSIP #73723RUG	VA-Portsmouth	AA		4.9500%	494,736	-	(3,750)	3,750	2,256	496,992	496,610	538	497,530	2,500	08/01/2025	N
CUSIP #840550QG8	TX-South Texas Comm College	AA		5.1780%	914,032	-	(11,438)	11,438	389	914,421	918,541	2,931	917,352	5,846	08/15/2025	N
CUSIP #815853YK6	TX-Seguin ISD	Aaa		0.6300%	352,115	-	(3,450)	3,450	(2,859)	349,256	343,803	(5,029)	344,227	1,763	08/15/2025	N
CUSIP #815853YL4	TX-Seguin ISD	Aaa		0.6300%	668,507	-	(6,550)	6,550	(5,427)	663,080	653,159	(9,279)	653,801	3,348	08/15/2025	N
CUSIP #1610692R9	VA-Charlottesville	AAA		0.5500%	225,703	-	(563)	563	(249)	225,453	219,955	(3,664)	221,789	100	09/15/2025	N
CUSIP #357415SL3	NE-Fremont Combined Util	AA-		1.0000%	489,128	-	(2,425)	2,425	(1,183)	487,945	475,324	(9,628)	478,317	3,664	11/15/2025	N
CUSIP #269479JU6	CO-Eagle Cnty School Dist	Aa1		5.0040%	434,091	-	(892)	892	4,339	438,430	436,235	1,747	440,177	1,190	12/01/2025	N
CUSIP #364496PQ6	TX-Galveston ISD	Aa2		0.9707%	521,292	-	(6,250)	6,250	(4,913)	516,379	503,590	(13,164)	503,215	4,167	02/01/2026	N
CUSIP #564386SV3	TX-Mansfield ISD	Aaa		2.2241%	5,151	-	(63)	63	(34)	5,117	5,032	(87)	5,030	32	02/15/2026	N
CUSIP #876162HX9	TX-Tarkington ISD	AAA		0.6900%	360,000	-	(621)	621	-	360,000	345,892	(10,714)	349,286	317	02/15/2026	N
CUSIP #0418265P9	TX-Arlington ISD	AAA		1.0000%	130,464	-	(1,563)	1,563	(1,217)	129,246	125,829	(3,506)	125,740	799	02/15/2026	N
CUSIP #006644S66	TX-Addison Taxable	AAA		0.8200%	350,692	-	(875)	875	(154)	350,538	338,509	(9,211)	341,327	447	02/15/2026	N
CUSIP #492062HM9	TX-Kerens ISD	AAA		1.0900%	265,893	-	(3,188)	3,188	(2,427)	263,466	256,882	(6,750)	256,716	1,629	02/15/2026	N
CUSIP #116405VF5	TX-Brownsville	AA		5.0600%	577,234	-	(2,114)	2,114	5,072	582,306	581,058	3,534	585,840	1,080	02/15/2026	N
CUSIP #564386TB6	TX-Mansfield ISD	Aaa		2.2241%	87,564	-	(1,063)	1,063	(571)	86,993	85,646	(1,370)	85,623	543	02/15/2026	N
CUSIP #770078CS0	VA-Roanoke	AA+		0.9000%	1,010,237	-	(7,388)	7,388	(5,047)	1,005,189	970,501	(30,620)	974,569	14,775	04/01/2026	N
CUSIP #88213ARP2	TX-A&M Univ Revs	AAA	4.9503%	4.9503%	380,528	-	(1,041)	1,041	3,547	384,075	383,124	2,169	386,244	1,573	05/15/2026	Y
CUSIP #127145LG3	UT-Cache Cnty Sch Dist	Aaa		0.8500%	1,029,218	-	(7,500)	7,500	(5,018)	1,024,200	981,700	(37,420)	986,780	8,833	06/15/2026	N
CUSIP #0882812M1	TX-Bexar Cnty Taxable	AAA		1.3250%	500,000	-	(1,656)	1,656	-	500,000	479,445	(16,755)	483,245	1,951	06/15/2026	N
CUSIP #882117W42	TX-A&M Univ Revs	AAA	4.6490%	4.6490%	683,245	-	(5,089)	5,089	2,792	686,037	686,427	3,036	689,073	5,089	07/01/2026	Y
CUSIP #534239FX1	NE-Lincoln Taxable Ltd	AAA		1.4600%	178,997	-	(1,313)	1,313	(649)	178,348	171,742	(5,842)	172,506	1,108	07/15/2026	N
CUSIP #537071VY5	TX-Little Cypress Mauriceville	AAA		1.0000%	297,255	-	(3,500)	3,500	(2,724)	294,531	282,741	(11,574)	282,957	2,333	08/01/2026	N
CUSIP #052403JE3	TX-Austin Cmnty College	AA+		1.0120%	849,147	-	(10,000)	10,000	(7,760)	841,387	807,488	(31,883)	809,504	6,667	08/01/2026	N
CUSIP #590760ST2	TX-Mesquite ISD	AAA		0.9370%	175,000	-	(410)	410	-	175,000	165,748	(7,472)	167,528	210	08/15/2026	N
CUSIP #967120J56	TX-Wichita Falls	AA		1.1090%	85,000	-	(236)	236	-	85,000	80,574	(3,540)	81,460	79	09/01/2026	N
CUSIP #052397XL5	TX-Austin Taxable Pub	AAA		0.9000%	879,036	-	(6,375)	6,375	(4,355)	874,681	832,448	(37,864)	836,817	2,125	09/01/2026	N
CUSIP #876448DY4	TX-Tarrant Regl Wtr Dist	AAA		1.4100%	435,331	-	(825)	825	700	436,031	415,193	(16,042)	419,989	275	09/01/2026	N
CUSIP #23542JQQ1	TX-Dallas Wtrwks & Swr Sys	AAA		1.0000%	251,476	-	(842)	842	(211)	251,265	237,470	(11,110)	240,155	1,684	10/01/2026	N
CUSIP #7342606X5	TX-Port Houston Auth	AA+	5.1500%	5.1500%	238,643	-	(1,406)	1,406	1,622	240,265	241,467	3,210	243,475	2,813	10/01/2026	Y
CUSIP #759136VD3	CO-Regl Transprt Dis	AA+		3.1001%	264,730	-	(619)	619	1,400	266,130	258,225	(4,797)	261,333	1,031	11/01/2026	N
CUSIP #914713N73	NC-Univ at Chapel Hill	AAA		3.4302%	236,191	-	(1,517)	1,517	497	236,688	231,953	(2,885)	233,803	2,023	12/01/2026	N
CUSIP #481305KF6	TX-Judson ISD	Aaa		1.0980%	184,407	-	(549)	549	1,871	186,278	187,034	3,106	189,384	366	02/01/2027	N
CUSIP #44236PLR7	TX-Houston Cmnty College	AA+		3.1301%	428,768	-	(3,000)	3,000	(1,033)	427,735	242,983	(3,804)	243,931	1,533	02/15/2027	N
CUSIP #487694UB5	TX-Keller ISD	AAA		3.8937%	214,465	-	(2,625)	2,625	(526)	213,939	213,079	(310)	213,629	1,342	02/15/2027	N
CUSIP #349461BW2	TX-Forth Worth ISD	AAA		3.5262%	246,865	-	(3,000)	3,000	(809)	246,056	243,324	(1,909)	244,147	1,533	02/15/2027	N
CUSIP #232769JX8	TX-Cypress Fairbanks ISD	AAA		3.3060%	299,595	-	(3,625)	3,625	(1,130)	298,465	293,782	(3,715)	294,750	1,853	02/15/2027	N
CUSIP #9698878H4	TX-Williamson Cnty	AAA		4.6730%	524,622	-	(1,302)	1,302	4,757	529,379	525,998	3,862	533,241	666	02/15/2027	N
CUSIP #232769JX8 #2	TX-Cypress Fairbanks ISD	AAA		4.4028%	227,589	-	(2,813)	2,813	(305)	227,284	227,934	1,401	228,685	1,438	02/15/2027	N
CUSIP #487694UB5 #2	TX-Keller ISD	AAA		4.6203%	115,843	-	(1,438)	1,438	(99)	115,744	116,686	1,243	116,987	735	02/15/2027	N
CUSIP #876443RG9	TX-Tarrant Regl Wtr Dist	AAA		3.2502%	403,845	-	(1,971)	1,971	1,287	405,132	394,200	(6,408)	398,724	657	03/01/2027	N
CUSIP #88213AKG9	TX-Texas A&M University	Aaa		4.2800%	762,567	-	(6,172)	6,172	2,140	764,707	754,768	845	765,552	9,327	05/15/2027	Y



Collin County, Texas
 QUARTERLY INVESTMENT REPORT
 Quarter Ending March 31, 2025

**NON-OPERATING
 Investment Details**

NON-OPERATING GROUP	Security Name	Rating	Yield to Call	Yield to Maturity	Beginning Book Value	Increases	Decreases	Interest Earned	Amortization/ Accretion	Ending Book Value	Beginning Market Value	Unrealized Gain / (Loss)	Ending Market Value	Accrued Interest	Maturity / Call Date	Callable
			(YTC)	(YTM)	12/31/2024			QTD	03/31/2025	12/31/2024	Market Adj	03/31/2025				
CUSIP #971697JL2	NC-City of Wilmington	AA+	4.5206%		256,415	-	(1,018)	1,018	1,922	258,337	255,480	815	259,152	1,357	06/01/2027	N
CUSIP #795574ZY1	UT-Salt Lake City	Aaa	4.8892%		872,284	-	(10,813)	10,813	(742)	871,542	879,082	10,568	882,110	12,735	06/15/2027	N
CUSIP #127145LH1	UT-Cache Cnty Sch Dist	Aaa	3.0000%		568,673	-	(4,463)	4,463	2,680	571,353	575,502	9,974	581,327	5,256	06/15/2027	N
CUSIP #112097G87	OK-City of Broken Arrow	Aa3	4.4030%		305,029	-	(1,960)	1,960	1,449	306,478	304,269	1,484	307,962	1,307	08/01/2027	N
CUSIP #67919PPV9	OK-Oklahoma Water Resource	AAA	4.2670%		235,543	-	(1,444)	1,444	1,112	236,655	233,982	163	236,818	2,889	04/01/2028	N
CUSIP #01170RQS4	AK-Alaska Housing Finance Co.	AA+	4.8510%		251,334	-	(3,032)	3,032	(98)	251,236	251,970	3,149	254,385	4,043	06/01/2028	N
CUSIP #928173DM2	VA-Virginia Public Bldg. Authority	Aa1	4.7790%		1,000,624	-	(12,000)	12,000	(44)	1,000,580	1,006,940	22,160	1,022,740	8,000	08/01/2028	N
CUSIP #010268CQ1	AL-Alabama Hwy Financial Auth.	Aa2	4.4670%		677,567	-	(3,238)	3,238	4,939	682,506	680,625	7,726	690,232	1,079	09/01/2028	Y
CUSIP #44244CTM9	TX-City of Houston	Aa2	3.8152%		996,694	-	(9,308)	9,308	213	996,907	971,260	(14,167)	982,740	14,065	11/15/2028	N
CUSIP #347622CY6	FL-City of Ft. Lauderdale	Aa1	4.4810%		668,154	-	(3,000)	3,000	5,115	673,269	670,770	11,496	684,765	3,000	01/01/2029	N
CUSIP #44236PLT3	TX-Houston Cmnty College	Aaa	4.4730%		403,899	-	(5,000)	5,000	(236)	403,663	406,640	7,857	411,520	2,556	02/15/2029	N
CUSIP #666495JA5	TX-Town of Northlake	AA	4.7000%		366,675	-	(5,250)	5,250	(1,011)	365,664	369,897	7,191	372,855	2,683	02/15/2029	N
CUSIP #1806054JW3	OK-Cleveland County ISD	Aa2	4.4270%		844,361	-	(9,031)	9,031	338	844,699	838,032	8,616	853,315	3,010	03/01/2029	N
CUSIP #415037BX7	MS-County of Harrison	AA	3.8800%		355,697	-	(3,771)	3,771	(342)	355,355	343,245	(7,207)	348,148	1,257	03/01/2029	N
CUSIP #088281P53	TX-County of Bexar	Aaa	4.0220%		519,594	-	(6,250)	6,250	(1,099)	518,495	508,885	(3,880)	514,615	7,361	06/15/2029	N
CUSIP #34157VAE1	FL-University of Florida	Aa2	4.1060%		518,036	-	(6,250)	6,250	(1,002)	517,034	506,270	(3,914)	513,120	6,250	07/01/2029	N
CUSIP #678553BX5	OK-Oklahoma City Economic Dev.	Aa2	4.5840%		-	313,117	(674)	674	1,017	314,134	-	3,414	317,548	493	03/01/2029	N
CUSIP #658289K51	NC-North Carolina State University	Aa1	4.2920%		-	487,862	(903)	903	1,175	489,037	-	2,678	491,715	4,780	10/01/2029	N
CUSIP #488836JD0	TX-Kennedy ISD	Aaa	4.6780%		-	846,430	-	-	9,802	856,232	-	8,458	864,690	-	08/15/2028	N
					31,988,960	1,647,409	(2,689,420)	259,419	(11,037)	31,195,331	31,512,108	(216,044)	30,979,287	216,729		
	TOTAL NON-OPERATING INVESTMENTS				223,059,862	28,185,814	(23,025,590)	2,047,951	49,897	230,317,934	136,977,598	(589,491)	229,728,443	1,059,908		



Collin County, Texas
QUARTERLY INVESTMENT REPORT
 Quarter Ending March 31, 2025

NON-OPERATING
Schedule of Investments by Fund

Fund Number (MUNIS)	Fund Name	Book Value 03/31/2025	Interest Earned YTD	% of Total Invested
<u>General Funds</u>				
0001	General	154,822,581	2,858,229	67.3937%
0499	Permanent Improvements	9,739,242	196,759	4.2395%
		164,561,823	3,054,988	71.6332%
<u>Special Revenue Funds</u>				
1010	Road and Bridge	52,025,255	1,051,050	22.6464%
		52,025,255	1,051,050	22.6464%
<u>Grant Funds</u>				
2132	ARPA	11,318,202	- ***	4.9268%
		11,318,202	-	4.9268%
<u>Debt Service Funds</u>				
3001	Debt Service Fund	1,823,163	36,833	0.7936%
		1,823,163	36,833	0.7936%
	SubTotal Non-Operating Investments	229,728,443	4,142,871	100.0000%
<u>Market Adjustment *</u>				
	Federal Agency Bonds	(373,447)		
	Municipal Bonds	(216,044)		
		(589,491)		
<i>Market Adjustments are calculated using Market Values as shown on ANB Statements</i>				
Total Book Value as of 03/31/2025		230,317,934		
<u>Fiduciary-Agency-Custodial Funds</u>				
7031	County Clerk - Trust	3,926,562		
7036	District Clerk - Trust	2,585,347		
7080	Tax Assessor/Collector	4,939,120		
		11,451,029		
	Total Consolidated Book Value (Excluding Market Adjustment)	241,768,963		

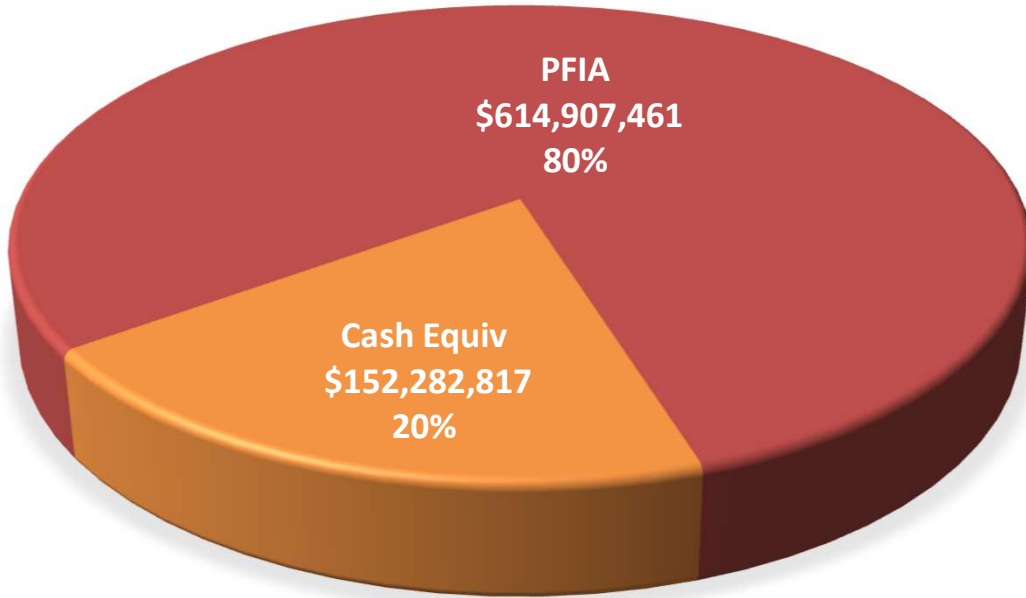
Notes

*** Interest is re-allocated to deferred revenue

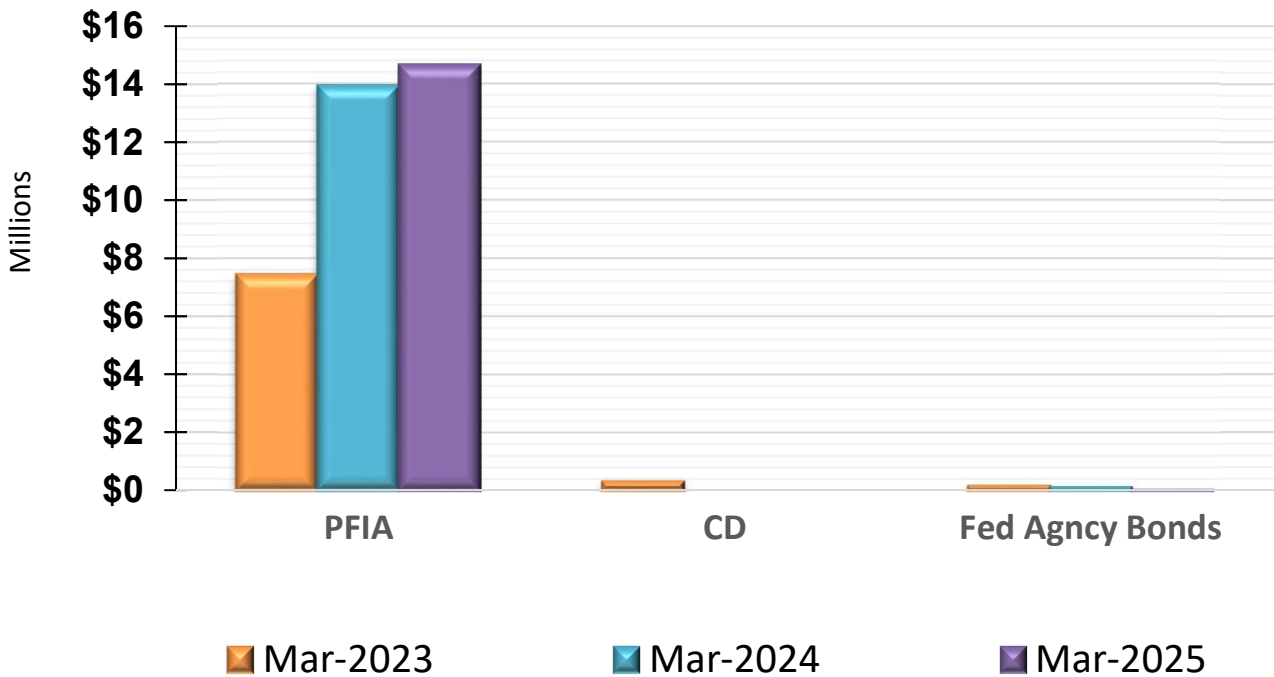


CAPITAL PROJECTS GROUP

CAPITAL PROJECTS INVESTMENTS BY SECURITYTYPE



CAPITAL PROJECTS YTD INTEREST EARNINGS





Collin County, Texas
QUARTERLY INVESTMENT REPORT
 Quarter Ending March 31, 2025

CAPITAL PROJECTS

Fund Number (MUNIS)	Fund Name	Book Value 03/31/2025	Interest Earned YTD	% of Total Invested
<u>Capital Project Funds</u>				
<u>Permanent Improvement Bonds</u>				
4002	Ltd Tax Perm Imp 2000	23	1	0.0000%
4003	Lmtd Tax P/I Series '01	77,662	1,992	0.0101%
4004	Ltd Tax Perm Imp 2002	232,005	5,252	0.0302%
4005	Ltd Tax Perm Imp 2004	8,102	183	0.0011%
4006	Lmtd Tax Perm Imp 2005	15,884	360	0.0021%
4007	Lmtd Tax Perm Imp Bds '06	11,795	267	0.0015%
4008	Ltd Tax Perm Imp 2007	12	-	0.0000%
4009	Ltd TX PI 2008 07Proj	18,591	421	0.0024%
4010	LTD TAX PI 2008 03PROJ	29	-	0.0000%
4011	Ltd Tax PI Bds 2009	281,573	8,151	0.0367%
4012	Ltd TX PI BAB Bds 2009B	204,053	5,102	0.0266%
4013	Ltd Tax PI Bds 2011	26,057	590	0.0034%
4014	Ltd Tax Perm Imp 2012	119,777	2,711	0.0156%
4015	Ltd Tax Perm Imp 2013	94,537	2,002	0.0123%
4016	Ltd Tax P/I 2014	418,060	8,889	0.0545%
4017	Ltd Tax P/I 2015	353,002	7,990	0.0460%
4018	Ltd Tax P/I 2016	195,395	4,718	0.0255%
4019	LT 2019A	171,459	3,881	0.0223%
4020	LT 2019B	6,733,955	162,731	0.8777%
4021	LT 2020A	88,890,087	2,069,675	11.5864%
4022	LT 2020B	8,726,756	217,691	1.1375%
4023	LT 2020C	39,174	887	0.0051%
4024	LT 2021A	28,440,161	755,407	3.7071%
4025	LT 2021B	46,633,390	1,066,223	6.0785%
4026	LT 2021C	591,187	13,418	0.0771%
4027	LT 2022A	4,236,994	95,908	0.5523%
4028	LT 2022B	15,117,146	368,524	1.9705%
4029	LT 2022C	1,112,858	25,190	0.1451%
4030	LT 2023A	274,745,518	6,281,251	35.8119%
4031	LT 2023C	1,775,185	40,183	0.2314%
4032	23 LT PI PRP A	136,380,058	3,087,295	17.7766%
4033	23 LT PI PRP B	2,941,834	66,591	0.3835%
4034	23 LT PI PRP C	8,159,051	186,721	1.0635%
4035	23 LT PI PRP D	6,580,482	150,089	0.8577%
4036	23 LT PI PRP E	51,598,330	1,168,252	6.7256%
		684,930,182	15,808,546	89.2778%
<u>Road Bonds</u>				
4201	Unlmt Tax Rd Bonds 2004	375,892	8,509	0.0490%
4202	Unlmt Tax Road Bond 2005	24,937	564	0.0033%
4203	Unlmt Tax Road Bds '06	10	-	0.0000%
4204	Unltd Tax Rd Bds 2007	454,032	18,367	0.0592%
4205	Unltd Tx Rd Bds 08 03Proj	186,103	4,383	0.0243%
4206	Unltd Rd Bds 2008 07Proj	510,727	11,712	0.0666%
4207	Unltd Tax Road Bds 2009	141,040	3,193	0.0184%
4208	UNLTD TX RD BAB 2009B	221	5	0.0000%
4209	Unltd Tax Rd Bds 2011	663,551	16,978	0.0865%
4210	UNLTD TAX ROAD BD 2012	1,543,295	35,407	0.2012%
4211	Unlmt Tax Road Bond 2013	2,875,673	65,416	0.3748%
4212	Unltd Tax Road Bd 2014	10,905,944	291,706	1.4215%
4213	Unltd Tax Road Bd 2015	13,191,680	437,063	1.7195%
4214	UnLtd Tax Road Bd 2016	2,933,143	84,039	0.3823%
4215	UT 2019A	37,214,261	834,315	4.8507%
4216	UT 2019B	622,715	14,144	0.0812%
4281	Unlimited Road Bond 99	1,865,529	42,228	0.2432%
4282	Unlimited Road Bond 99A	6,676	151	0.0009%
4283	Unlimited Road Bond 00/01	264,826	5,995	0.0345%
4284	Unlimited Road Bond 95/97	159,513	3,698	0.0208%
		73,939,768	1,877,873	9.6379%



Collin County, Texas
QUARTERLY INVESTMENT REPORT
 Quarter Ending March 31, 2025

CAPITAL PROJECTS

Fund Number (MUNIS)	Fund Name	Book Value 03/31/2025	Interest Earned YTD	% of Total Invested
Tax Notes				
4401	Tax Notes 2006	1,711,312	38,728	0.2231%
4402	Capital Improvement TN 01	581,571	13,164	0.0758%
4403	Capital Imp T/N 01A	111,973	2,535	0.0146%
4404	Tax Notes Series 2002	1,326,052	30,016	0.1728%
4405	Tax Notes Series 2004	1,475,820	33,391	0.1924%
4406	Tax Notes 2018	3,113,600	70,537	0.4058%
		8,320,328	188,371	1.0845%
	SubTotal Capital Projects Investments	767,190,278	17,874,790	100.0000%

Market Adjustment *

Federal Agency Bonds

-

Market Adjustments are calculated using Market Values as shown on ANB Statements

Total Book Value as of 03/31/25	767,190,278	17,874,790
---------------------------------	-------------	------------