



Collin County, Texas
QUARTERLY INVESTMENT REPORT
 Quarter Ending March 31, 2026

STATEMENT OF INVESTMENT POSITION

The investments held in Collin County portfolio are managed in full compliance with the Public Funds Investment Act (Government Code 2256.023), and with the Investment Policy and strategy of Collin County Government.

	OPERATING GROUP			NON-OPERATING GROUP			CAPITAL PROJECTS GROUP			TOTAL PORTFOLIO		
	Prior Year Market Value	Beginning Market Value	Ending Market Value	Prior Year Market Value	Beginning Market Value	Ending Market Value	Prior Year Market Value	Beginning Market Value	Ending Market Value	Prior Year Market Value	Beginning Market Value	Ending Market Value
	3/31/2025	12/31/2025	3/31/2026	3/31/2025	12/31/2025	3/31/2026	3/31/2025	12/31/2025	3/31/2026	3/31/2025	12/31/2025	3/31/2026
PFIA Investment Pools	466,558,662	251,678,111	405,619,059	834,139	860,827	868,694	614,907,461	687,468,181	675,011,804	1,082,300,262	940,007,119	1,081,499,557
Cash Equivalent Investments	48,332,847	49,925,178	50,382,166	99,653,932	18,877,847	26,105,518	152,282,817	156,938,528	158,277,510	300,269,596	225,741,553	234,765,194
Certificates of Deposit	-	-	-	30,354,111	18,038,438	10,377,024	-	-	-	30,354,111	18,038,438	10,377,024
Federal/Agency Bonds	-	-	-	67,906,974	151,664,396	146,469,829	-	-	-	67,906,974	151,664,396	146,469,829
Municipal Bonds	-	-	-	30,979,287	33,936,773	33,306,430	-	-	-	30,979,287	33,936,773	33,306,430
US Treasury SLGS	-	-	-	-	-	-	-	109,937,132	110,694,201	-	109,937,132	110,694,201
TOTALS	514,891,509	301,603,289	456,001,225	229,728,443	223,378,281	217,127,495	767,190,278	954,343,841	943,983,515	1,511,810,230	1,479,325,411	1,617,112,235

Annualized Yield	4.443%	4.058%	3.729%	3.745%	3.670%	3.700%	4.410%	3.880%	3.606%	4.322%	3.887%	3.653%
Weighted Yield To Call	4.438%	4.036%	3.734%	3.466%	3.684%	3.639%	4.407%	3.635%	3.388%	4.274%	3.724%	3.519%
Weighted Yield To Maturity	4.438%	4.036%	3.734%	3.612%	3.627%	3.630%	4.407%	3.635%	3.388%	4.297%	3.715%	3.518%
Weighted Average Maturity (Days)	1	1	1	339	823	774	1	1	1	53	125	105

In accordance with Government Code 2256.005 Sections f-i, The Investment Officers of Collin County are required to:

- (1) Disclose a personal business relationship with a business organization offering to sell investments to the organization; and,
- (2) Disclose whether he/she is related within the second degree by affinity of consanguinity to an individual seeking to sell an investment to the entity;

Authorized By Investment Officers:


 Robert D. Cone, County Auditor
 Date 5/11/26

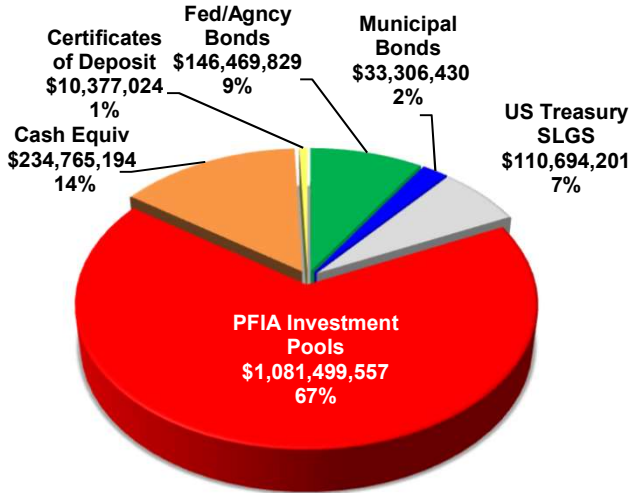

 Monika Arris, Budget Director
 Date 5.18.2026



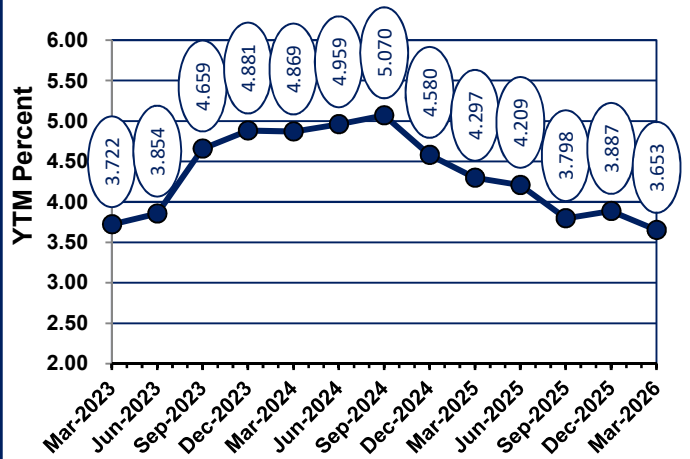
Collin County, Texas
 QUARTERLY INVESTMENT REPORT
 Quarter Ending March 31, 2026

TOTAL PORTFOLIO

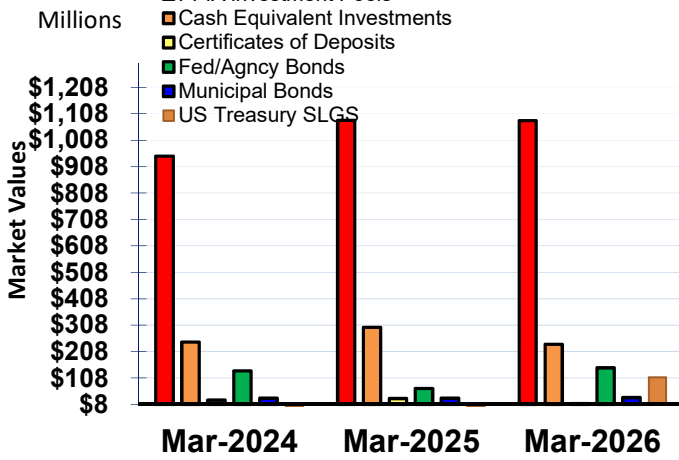
Portfolio Composition by Type



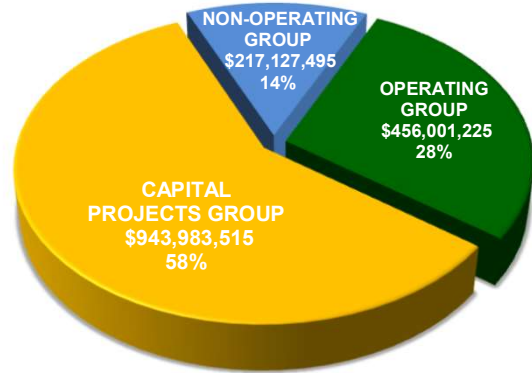
Portfolio Weighted YTM 3 Year Trend



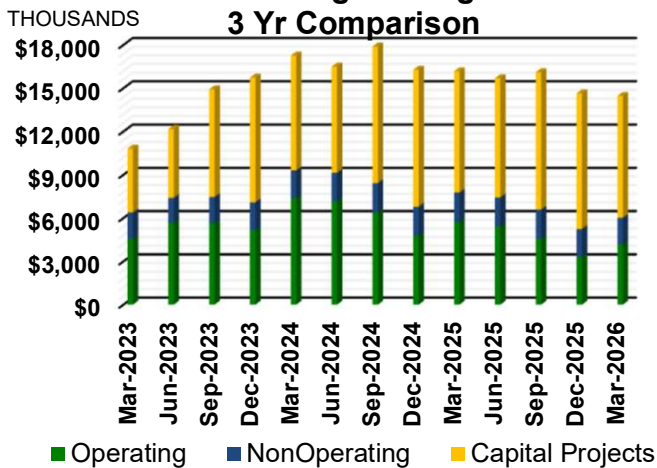
Portfolio Position by Type 3 Yr Comparison



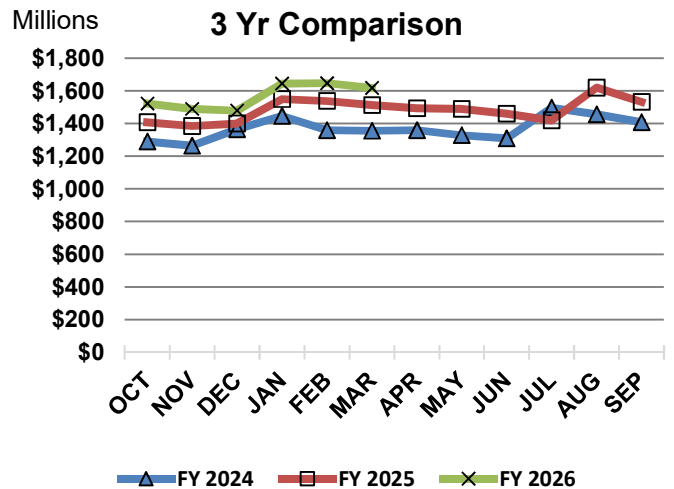
Portfolio Composition by Investment Pool Group at Qtr End



Interest Earnings during Quarter 3 Yr Comparison



Total Portfolio 3 Yr Comparison





Collin County, Texas
QUARTERLY INVESTMENT REPORT
 Quarter Ending March 31, 2026

Economic Update

In April, the Federal Reserve voted to keep interest rates unchanged, reflecting continued concerns that inflation remains above target. Similarly, the European Central Bank signaled the possibility of additional modest rate increases as policymakers balance inflation risks against slowing economic growth. Despite the current hawkish stance from central banks, markets continue to anticipate interest rate cuts later in the year should economic conditions weaken.

Kevin Warsh is expected to be approved by the Senate and elected Chairman by the Fed Board before the June 17th FOMC meeting. Warsh will focus on three main complaints outlined in a speech last year:

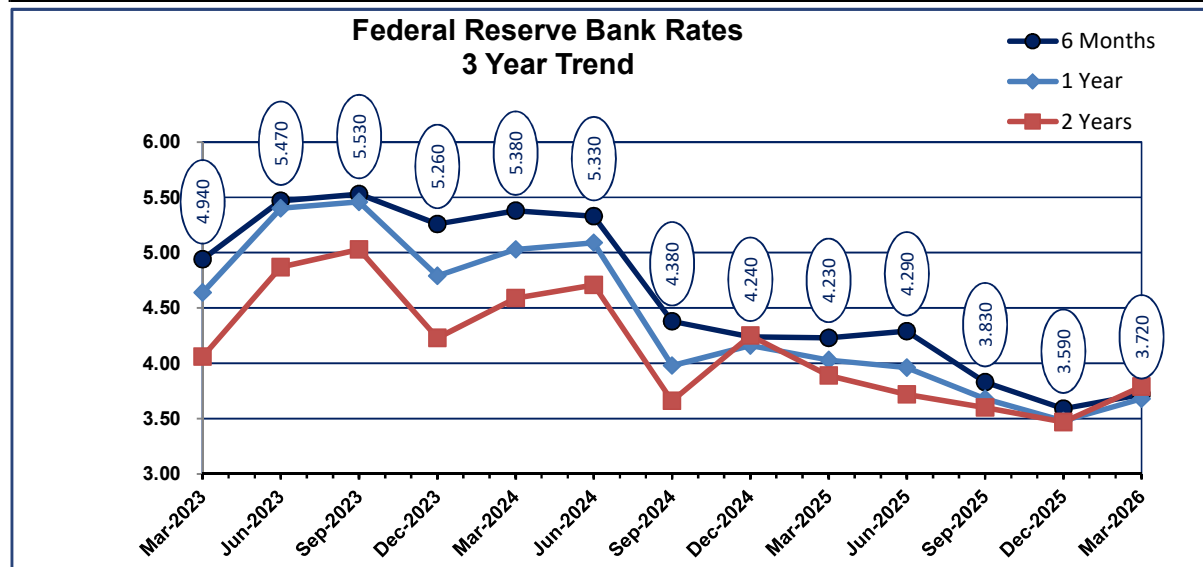
- Reduce Fed forward guidance, especially for the short-term.
- Reduce the size of the Fed's balance sheet
- And reduce the Fed's reliance on Keynesian models, while returning to monetarist modeling to guide policy.

Rising energy prices tied to ongoing Middle East conflict contributed to a 0.9% month-over-month increase in headline CPI in March, bringing the year-over-year rate to 3.3%, the largest monthly increase since early 2022. Core inflation remained comparatively moderate, with core CPI rising 0.2% month-over-month and 2.6% year-over-year, although Core PCE continues to run elevated at 3.2%.

Financial markets experienced increased volatility during the quarter as investors adjusted expectations for the timing and pace of future rate cuts. Meanwhile, labor market conditions remained relatively strong, though moderating hiring activity and tighter financial conditions point to a potential slowdown in economic growth later this year.

SOURCES: *BLOOMBERG (Blaylock Vann, LLC)
 Federal Reserve Board, Mischler Financial Group, FHN Financial

CONSENSUS ECONOMIC PROJECTIONS*					
	Q2 26	Q3 26	Q4 26	Q1 27	Q2 27
Fed Funds (%)	3.73	3.63	3.47	3.38	3.38
3M SOFR (%)	3.60	3.47	3.36	3.28	3.26
2Y T-Note (%)	3.69	3.59	3.49	3.46	3.45
10Y T-Note (%)	4.26	4.21	4.18	4.17	4.16



Description	Ending Market Value	Percentage of Portfolio	Avg Monthly Yields Jan-2026	Avg Monthly Yields Feb-2026	Avg Monthly Yields Mar-2026
TexPool	144,000,250	8.9048%	3.7098%	3.6806%	3.6724%
TexSTAR	139,374,314	8.6187%	3.7078%	3.6770%	3.6513%
Texas CLASS	298,767,715	18.4754%	3.8305%	3.7978%	3.7770%
LOGIC	361,230,226	22.3380%	3.8627%	3.8076%	3.7875%
Texas RANGE	138,127,052	8.5415%	3.7200%	3.6900%	3.6800%
ICS American National Bank	50,382,166	3.1156%	3.6900%	3.6800%	3.6800%
ICS Farmer's Bank & Trust	66,690,700	4.1241%	3.8000%	3.7900%	3.7800%
CE American National Bank-CUS	115,277,545	7.1286%	3.1600%	3.1600%	3.1600%
CE American National Bank-SEA	2,414,783	0.1493%	3.5600%	3.5600%	3.5600%
* Certificates of Deposit	10,377,024	0.6417%	3.3455%	3.3455%	3.3455%
* Federal Agency Bonds	74,911,108	4.6324%	3.6327%	3.6327%	3.6327%
* US Treasuries	182,252,922	11.2703%	3.4722%	3.4722%	3.4722%
* Municipal Bonds	33,306,430	2.0596%	3.4227%	3.4227%	3.4227%
Total	1,617,112,235	100.0000%	3.3510%	3.3369%	3.3301%

* Avg Monthly Yields are calculated by averaging YTM. Since Collin County Investment Policy maximum term limit is five years, yields may include rates from 03/31/2021 - 03/31/2026.



Collin County, Texas
QUARTERLY INVESTMENT REPORT
 Quarter Ending March 31, 2026

TOTAL PORTFOLIO
Summary Statement by Pooled Fund Group

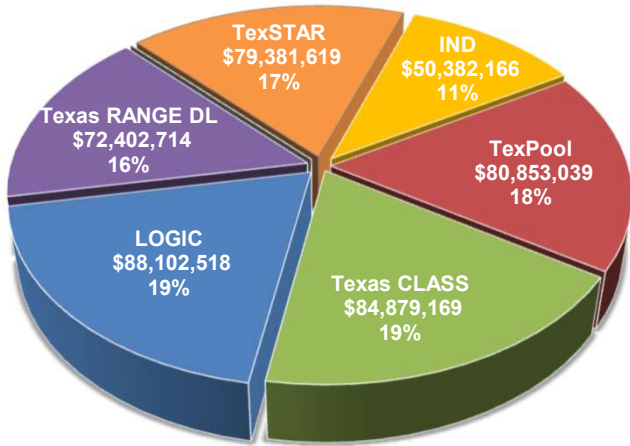
POOLED FUND GROUP	Beginning Book Value	Increases	Decreases	Interest Earned	Amortization / Accretion	Ending Book Value	Beginning Market Value	Unrealized Gain / (Loss)	Ending Market Value	Accrued Interest
	12/31/2025			QTD		03/31/2026	12/31/2025	Market Adj	03/31/2026	03/31/2026
Operating Group										
PFIA Investment Pools	251,678,111	276,504,999	(126,296,078)	3,732,027	-	405,619,059	251,678,111	-	405,619,059	-
Cash Equivalent Investments	49,925,178	-	-	456,988	-	50,382,166	49,925,178	-	50,382,166	-
Sub-Total	301,603,289	276,504,999	(126,296,078)	4,189,015	-	456,001,225	301,603,289	-	456,001,225	-
Non-Operating Group										
PFIA Investment Pools	860,827	-	-	7,867	-	868,694	860,827	-	868,694	-
Cash Equivalent Investments	18,877,847	8,830,912	(1,777,416)	174,175	-	26,105,518	18,877,847	-	26,105,518	66,295
Certificates of Deposit	18,038,438	-	(7,797,215)	135,803	-	10,377,024	18,038,438	-	10,377,024	-
Federal/Agency Bonds	151,175,613	-	(5,624,117)	1,254,117	125,864	146,931,477	151,664,396	(461,648)	146,469,829	784,611
Municipal Bonds	33,732,396	1,736,165	(2,551,266)	271,266	34,880	33,223,441	33,936,773	82,989	33,306,430	305,776
Sub-Total	222,685,121	10,567,077	(17,750,014)	1,843,228	160,744	217,506,154	223,378,281	(378,659)	217,127,495	1,156,682
Capital Projects Group										
PFIA Investment Pools	687,468,181	-	(18,808,000)	6,351,623	-	675,011,804	687,468,181	-	675,011,804	-
Cash Equivalent Investments	156,938,528	6,217	-	1,332,765	-	158,277,510	156,938,528	-	158,277,510	245,494
Certificates of Deposit	-	-	-	-	-	-	-	-	-	-
Federal/Agency Bonds	-	-	-	-	-	-	-	-	-	-
US Treasury SLGS	109,937,132	-	-	757,069	-	110,694,201	109,937,132	-	110,694,201	4,169
Sub-Total	954,343,841	6,217	(18,808,000)	8,441,457	-	943,983,515	954,343,841	-	943,983,515	249,663
Grand Totals:	1,478,632,251	287,078,293	(162,854,092)	14,473,700	160,744	1,617,490,894	1,479,325,411	(378,659)	1,617,112,235	1,406,345



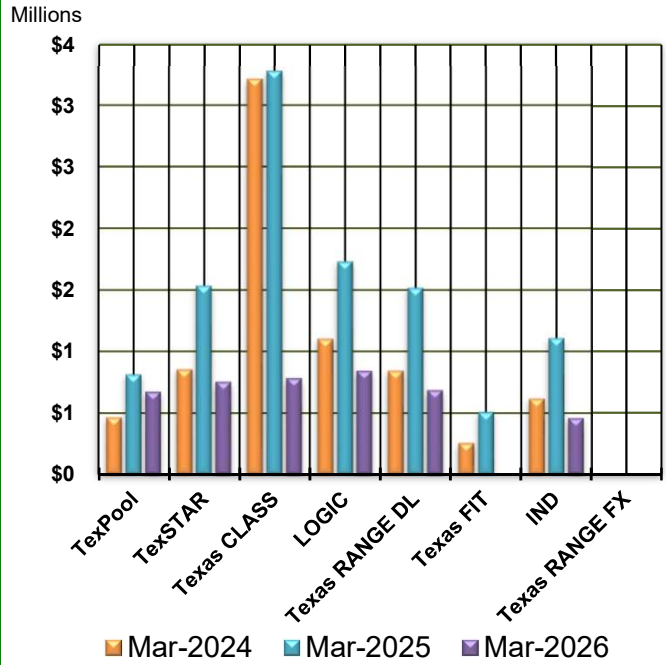
Collin County, Texas
QUARTERLY INVESTMENT REPORT
 Quarter Ending March 31, 2026

OPERATING GROUP

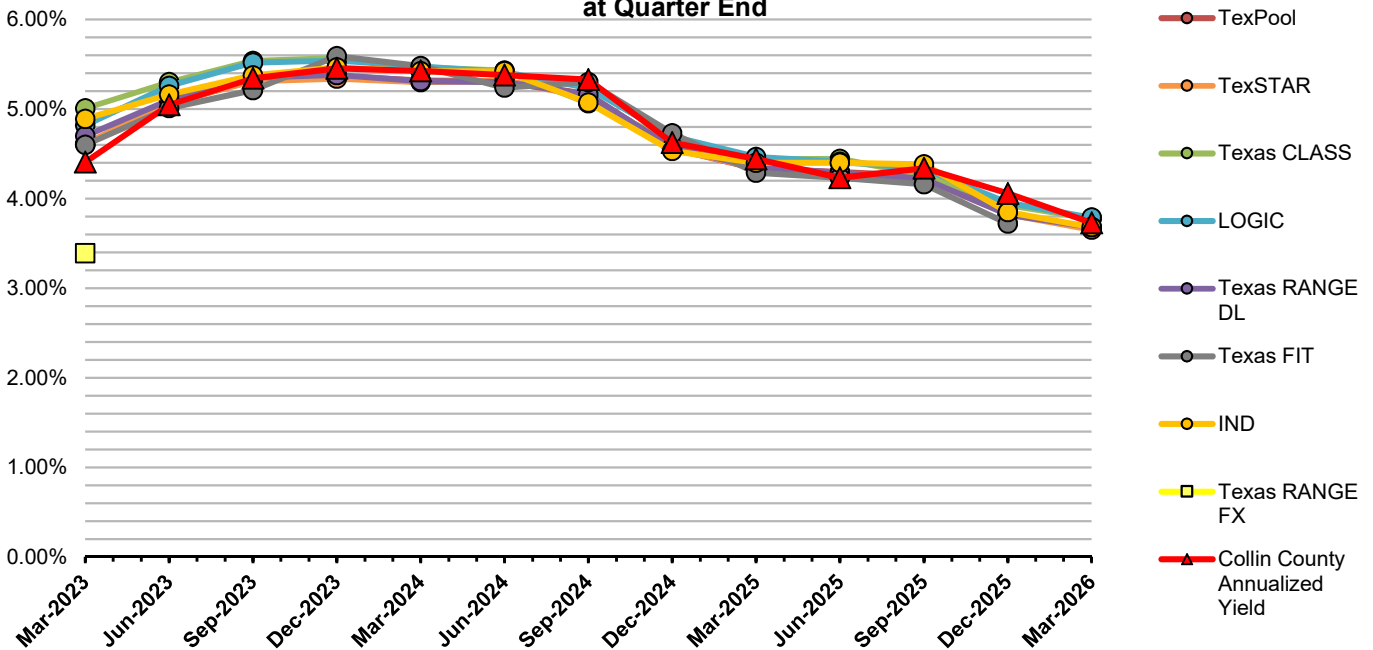
**Operating Investments
 by Type at Quarter End**



**Operating Investments
 YTD Interest Earnings Comparison
 at Quarter End**



**Operating Investments
 Yields Comparison
 at Quarter End**





Collin County, Texas
QUARTERLY INVESTMENT REPORT
 Quarter Ending March 31, 2026

OPERATING
Investment Details

<u>OPERATING GROUP</u>	Yield to Maturity (YTM)	Beginning Book Value 12/31/2025	Increases	Decreases	Interest Earned QTD	Ending Book Value 03/31/2026	Beginning Market Value 12/31/2025	Ending Market Value 03/31/2026	Accrued Interest	Maturity Date
<u>PFIA Investment Pools</u>										
TexPool	3.6876%	42,175,041	48,457,000	(10,451,000)	671,998	80,853,039	42,175,041	80,853,039	-	N/A
TexSTAR	3.6787%	53,971,419	54,083,333	(29,427,000)	753,867	79,381,619	53,971,419	79,381,619	-	N/A
Texas CLASS	3.8018%	52,014,484	54,083,333	(22,000,000)	781,352	84,879,169	52,014,484	84,879,169	-	N/A
LOGIC	3.8193%	55,228,980	55,031,333	(22,999,000)	841,205	88,102,518	55,228,980	88,102,518	-	N/A
Texas RANGE DL	3.6967%	48,288,187	64,850,000	(41,419,078)	683,605	72,402,714	48,288,187	72,402,714	-	N/A
		251,678,111	276,504,999	(126,296,078)	3,732,027	405,619,059	251,678,111	405,619,059	-	
<u>Cash Equivalent Investments</u>										
American National Bank										
IntraFi Network Deposits	3.6833%	49,925,178	-	-	456,988	50,382,166	49,925,178	50,382,166	-	N/A
		49,925,178	-	-	456,988	50,382,166	49,925,178	50,382,166	-	
TOTAL OPERATING INVESTMENTS		301,603,289	276,504,999	(126,296,078)	4,189,015	456,001,225	301,603,289	456,001,225	-	



Collin County, Texas
QUARTERLY INVESTMENT REPORT
 Quarter Ending March 31, 2026

OPERATING
Schedule of Investments by Fund

Fund Number (MUNIS)	Fund Name	Book Value 03/31/2026	Interest Earned YTD	% of Total Invested
<u>General Funds</u>				
0001	General	261,074,690	4,879,965	58.1459%
0002	Housing Finance Corp	703,296	12,868	0.1566%
0003	Records Archive Fund	17,790,259	-	3.9622% *
0005	Dis Cts Rec Tech Fund	613,470	-	0.1366% *
0499	Permanent Improvements	828,977	151,863	0.1846%
		281,010,692	5,044,696	62.5859%
<u>Special Revenue Funds</u>				
0029	Courthouse Security	828,977	-	0.1846% *
1010	Road and Bridge	15,796,648	432,758	3.5182%
1011	Farm and Market	25,777	495	0.0057%
1012	Lateral Road	1,741,772	32,996	0.3879%
1013	Judicial Appellate	567,613	9,537	0.1264%
1015	Court Reporters	832,333	-	0.1854% *
1021	Law Library	5,328,381	-	1.1867% *
1025	Co Clrk Rec Mgmt & Pres	16,073,498	-	3.5799% *
1026	Dist Clrk Rec Mgmt & Pres	1,446,399	-	0.3221% *
1028	Justice Court Tech Fund	812,677	-	0.1810% *
1031	Economic Development 2001	789,792	15,324	0.1759%
1033	Contract Elections	4,174,066	78,475	0.9296%
1036	Sheriff Forfeiture	22,337	429	0.0050%
1037	DA State Forfeiture	1,472,708	27,819	0.3280%
1038	DA Service Fee	242,790	-	0.0541% *
1039	Meayers Park Foundation	1,329	26	0.0003%
1040	Health Care Foundation	7,087,675	152,392	1.5786%
1041	Local Provider Participation Funds	132,443	2,542	0.0295%
1044	County Rec Mgmt & Pres	1,160,651	-	0.2585% *
1045	District Rec Mgmt & Pres	236,149	4,532	0.0526% *
1046	Juvenile Case Manager Fnd	475,262	-	0.1058% *
1047	Court Initiated Guardnshp	804,270	-	0.1791% *
1048	Alternative Dispute Resolution	500,205	9,497	0.1114% *
1049	DA Pretrial Intervntn Prg	1,052,135	-	0.2343% *
1050	Specialty Court	288,202	-	0.0642% *
1051	SCAAP	3,426	66	0.0008%
1052	Cty Crts Technology Fund	799,884	-	0.1781% *
1053	Dis Cts Technology Fund	806,054	-	0.1795% *
1054	Probate Contributions Fnd	826,450	15,900	0.1841%
1055	CCLC Court Rec Presrvtn	688,066	-	0.1532% *
1056	Dis Clrk Crt Rec Presrvtn	347,466	-	0.0774% *
1057	DA Apportionment	97,248	1,856	0.0217%
1058	Justice Crt Bldg Security	322,442	-	0.0718% *
1060	DA Federal Treasury Forf	1,932,902	37,553	0.4305%
1062	Truancy Prevention and Diversion Special Revenue	299,965	5,757	0.0668%
1065	Sheriff Forfeiture Fed	85,645	1,448	0.0191%
1066	SO Treasury Forfeiture	509,286	8,599	0.1134%
1067	Trails Blue Ridge Sp Rd Dist	131,112	2,710	0.0292%
1068	Court Facility Fee Fund	1,755,132	31,047	0.3909%
1069	Opioid Abatement	449,852	8,634	0.1002%
1998	Veterans Court	29,335	454	0.0065%
		70,978,354	880,846	15.8080%



Collin County, Texas
QUARTERLY INVESTMENT REPORT
 Quarter Ending March 31, 2026

OPERATING
Schedule of Investments by Fund

Fund Number (MUNIS)	Fund Name	Book Value 03/31/2026	Interest Earned YTD	% of Total Invested
<u>Grant Funds</u>				
2130	HAVA Elections Security	402,444	3,444	0.0896%
2132	ARPA	44,407,599	549,065 ***	9.8904%
2198	LEOSE Education	147,789	2,411	0.0329%
2586	RTR Frontier Parkway	55,542	690 ***	0.0124%
		45,013,374	555,610	10.0253%
<u>Debt Service Fund</u>				
3001	Debt Service Fund	15,490,090	366,891	3.4499%
		15,490,090	366,891	3.4499%
<u>Internal Service Funds</u>				
5501	Liability Insurance	11,391,853	224,166	2.5372%
5502	Workers' Compensation Ins	8,806,789	170,299	1.9614%
5504	Unemployment Insurance	1,785,395	33,928	0.3976%
5505	Insurance Claim	7,379,086	127,585	1.6435%
5601	Flexible Benefit	219,469	- **	0.0489%
5990	Animal Safety Fund	2,116,163	48,882	0.4713%
		31,698,755	604,860	7.0599%
<u>Other Funds</u>				
5999	CC Toll Road Authority	-	-	0.0000%
6050	Judicial District	3,495,226	57,986	0.7784%
7001	State Fees Agency	728,770	- *	0.1623%
7002	Unclaimed Holdings	583,778	- *	0.1300%
		4,807,774	57,986	1.0707%
	Total Operating Investments	448,999,039	7,510,889	100.0000%
	Total Book Value as of 03/31/26	456,001,225	7,510,889	

Notes

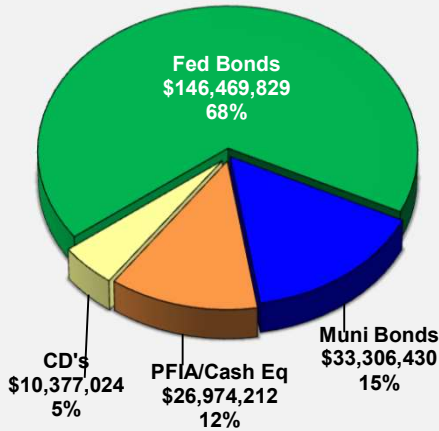
- * Interest is recorded in Fund 0001 General Fund
- ** Interest is recorded in Fund 5505 Insurance Claim
- *** Interest is re-allocated to deferred revenue



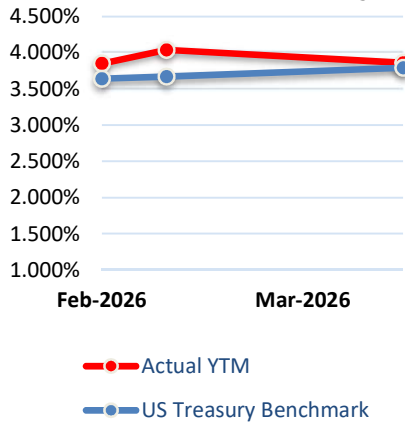
Collin County, Texas
 QUARTERLY INVESTMENT REPORT
 Quarter Ending March 31, 2026

NON-OPERATING GROUP

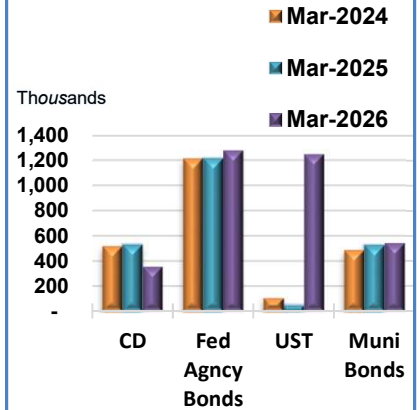
Non-Operating Investments by Type



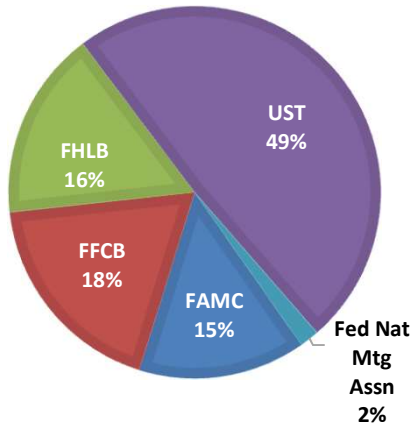
Non-Operating Bond Purchases YTM Versus US Treasury



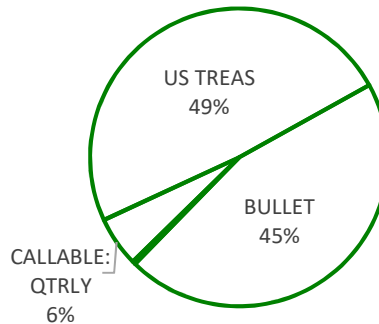
Non-Operating YTD Interest Earnings



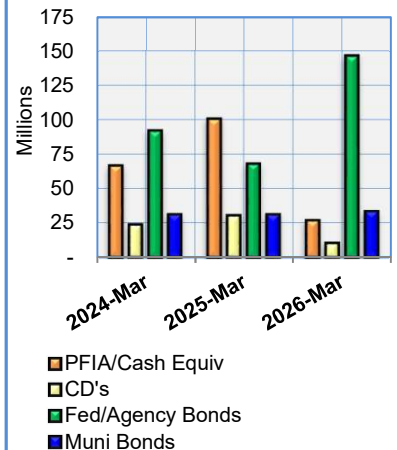
Federal Agency Bonds



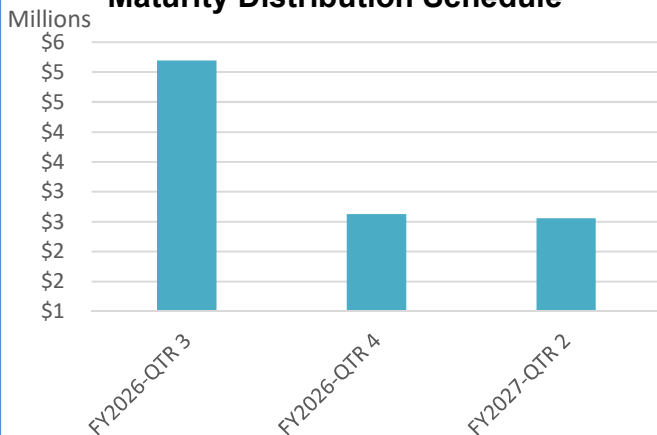
Federal Agency Bonds Breakdown by Type



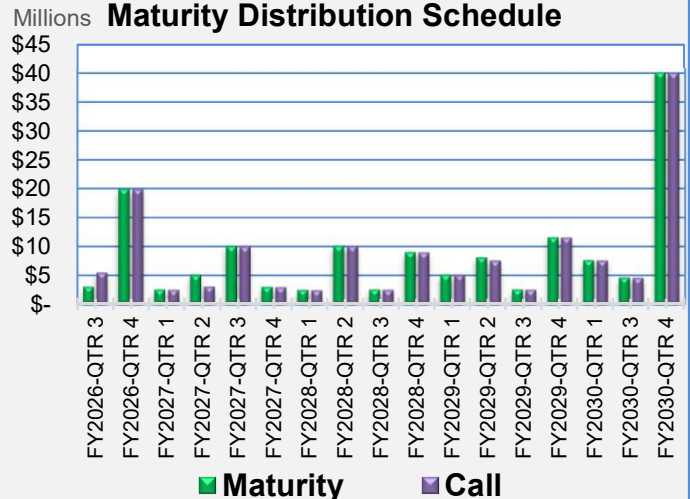
Non-Operating Investments Three Year Comparison as of Quarter End



Non-Operating Cert of Deposit Maturity Distribution Schedule



Non-Operating Fed Agency Bonds Maturity Distribution Schedule





Collin County, Texas
QUARTERLY INVESTMENT REPORT
 Quarter Ending March 31, 2026

**NON-OPERATING
 Investment Details**

<u>NON-OPERATING GROUP</u>	Yield to Maturity (YTM)	Beginning Book Value 12/31/2025	Increases	Decreases	Interest Earned QTD	Ending Book Value 03/31/2026	Beginning Market Value 12/31/2025	Ending Market Value 03/31/2026	Accrued Interest	Maturity Date
<u>PFIA Investment Pools</u>										
Texas RANGE DL	3.6967%	860,827	-	-	7,867	868,694	860,827	868,694	-	N/A
		860,827	-	-	7,867	868,694	860,827	868,694	-	
<u>Cash Equivalent Investments</u>										
American National Bank										
Custody Cash Holdings	3.1600%	17,356,815	6,192,722	(13,975)	155,173	23,690,735	17,356,815	23,690,735	57,986	N/A
Seacap Cash Holdings	3.5600%	1,521,032	2,638,190	(1,763,441)	19,002	2,414,783	1,521,032	2,414,783	8,309	N/A
		18,877,847	8,830,912	(1,777,416)	174,175	26,105,518	18,877,847	26,105,518	66,295	
<u>Certificates of Deposit</u>										
American National Bank										
CD #9773557-MATURED	3.4900%	2,611,725	-	(2,633,941)	22,216	-	2,611,725	-	-	03/30/2026
CD #9773565	3.2900%	2,605,199	-	-	21,191	2,626,390	2,605,199	2,626,390	-	09/30/2026
CD #9790346	3.8500%	2,597,708	-	-	24,738	2,622,446	2,597,708	2,622,446	-	06/30/2026
		7,814,632	-	(2,633,941)	68,146	5,248,836	7,814,632	5,248,836	-	
East West Bank										
CD #172260121-MATURED	4.3300%	2,546,090	-	(2,556,079)	9,989	-	2,546,090	-	-	02/02/2026
CD #172207398	4.1900%	2,544,586	-	-	26,424	2,571,010	2,544,586	2,571,010	-	04/30/2026
		5,090,676	-	(2,556,079)	36,414	2,571,010	5,090,676	2,571,010	-	
Farmer's Bank & Trust										
CD #7000083-MATURED	4.1700%	2,597,068	-	(2,607,195)	10,127	-	2,597,068	-	-	01/31/2026
CD #7000091	3.4440%	2,536,062	-	-	21,116	2,557,178	2,536,062	2,557,178	-	01/31/2027
		5,133,130	-	(2,607,195)	31,243	2,557,178	5,133,130	2,557,178	-	
		18,038,438	-	(7,797,215)	135,803	10,377,024	18,038,438	10,377,024	-	



Collin County, Texas
 QUARTERLY INVESTMENT REPORT
 Quarter Ending March 31, 2026

**NON-OPERATING
 Investment Details**

NON-OPERATING GROUP	Security Name	Rating	Yield to Call	Yield to Maturity	Beginning Book Value	Increases	Decreases	Interest Earned	Amortization/ Accretion	Ending Book Value	Beginning Market Value	Unrealized Gain / (Loss)	Ending Market Value	Accrued Interest	Maturity / Call Date	Callable	
			(YTC)	(YTM)	12/31/2025			QTD	03/31/2026	12/31/2025	Market Adj	03/31/2026					
Federal/Agency Bonds																	
American National Bank																	
	CUSIP #3130AKU61-MATURED	Fed Home Ln Bank	AA+	0.3998%	0.6090%	2,500,000	-	(2,501,354)	1,354	-	-	2,495,042	-	-	03/27/2026	Y	
	CUSIP #3130ALGC2-MATURED	Fed Home Ln Bank	Aaa	10.5066%	4.3111%	292,861	-	(295,588)	588	2,139	-	293,228	-	-	03/23/2026	Y	
	CUSIP #3130AMUX8-MATURED	Fed Home Ln Bank	Aaa	10.6115%	4.3868%	1,562,353	-	(1,578,407)	3,407	12,647	-	1,564,720	-	-	03/30/2026	Y	
	CUSIP #3130ANFM7	Fed Home Ln Bank	AA+	0.6298%	1.1300%	2,500,000	-	(15,417)	15,417	-	2,500,000	2,486,417	(7,867)	2,492,133	8,750	08/19/2026	Y
	CUSIP #3130AM2F8	Fed Home Ln Bank	Aaa	12.1340%	4.4210%	495,015	-	(1,406)	1,406	3,802	498,817	495,851	166	498,983	2,375	04/29/2026	Y
	CUSIP #3130AMTB8	Fed Home Ln Bank	AA+	0.7382%	1.0190%	2,500,000	-	(12,500)	12,500	-	2,500,000	2,482,462	(8,538)	2,491,462	15,417	06/10/2026	Y
	CUSIP #3130ARDK4	Fed Home Ln Bank	AA+	2.5500%	2.5500%	2,500,000	-	(15,938)	15,938	-	2,500,000	2,469,359	(29,519)	2,470,481	354	06/29/2026	Y
	CUSIP #3133ELY32	Fed Farm Cr Bank	Aaa	4.1334%	-	2,453,615	-	(3,438)	3,438	20,769	2,474,384	2,458,864	1,741	2,476,125	2,635	07/22/2026	N
	CUSIP #3130APN43	Fed Home Ln Bank	Aaa	4.2621%	-	2,460,611	-	(14,063)	14,063	11,976	2,472,587	2,472,569	5,216	2,477,803	24,063	10/27/2026	N
	CUSIP #3130AYXU5	Fed Home Ln Bank	AA+	4.4501%	4.4500%	500,000	-	(5,563)	5,563	-	500,000	503,403	471	500,471	3,028	02/12/2027	Y
	CUSIP #3130ATHW0	Fed Home Ln Bank	Aaa	3.4540%	-	2,931,009	-	(29,906)	29,906	(4,583)	2,926,426	2,930,002	(11,210)	2,915,216	6,978	09/10/2027	N
	CUSIP #3133EP3B #1	Fed Farm Cr Bank	Aaa	4.2001%	-	2,494,598	-	(25,781)	25,781	433	2,495,031	2,540,752	23,502	2,518,533	13,750	02/13/2029	N
	CUSIP #3133EP3B #2	Fed Farm Cr Bank	Aaa	4.2368%	-	4,984,017	-	(51,563)	51,563	1,282	4,985,299	5,081,504	51,767	5,037,066	27,500	02/13/2029	N
	CUSIP #3133EPJK2	Fed Farm Cr Bank	Aaa	4.2580%	-	2,451,930	-	(22,656)	22,656	3,578	2,455,508	2,497,436	22,478	2,477,986	35,495	05/10/2029	N
	CUSIP #3130ATUT2	Fed Home Ln Bank	Aaa	4.2600%	-	2,521,153	-	(28,125)	28,125	(1,338)	2,519,815	2,579,315	32,630	2,552,445	33,438	12/14/2029	N
	CUSIP #3133ELXY5	Fed Farm Cr Bank	Aaa	4.2050%	-	944,444	-	(3,558)	3,558	6,791	951,235	959,137	4,300	955,535	6,009	04/29/2030	N
	CUSIP #3133ETBF3	Fed Farm Cr Bank	Aaa	4.1950%	-	1,076,928	-	(10,850)	10,850	475	1,077,403	1,098,313	14,266	1,091,669	21,700	04/01/2030	N
	CUSIP #313381FD2	Fed Home Ln Bank	Aaa	3.8050%	-	2,440,183	-	(15,625)	15,625	7,702	2,447,885	2,454,622	(7,744)	2,440,141	19,271	12/10/2027	N
	CUSIP #31424WFZ2	Farmer Mac	NR	3.8120%	-	2,489,707	-	(22,656)	22,656	1,094	2,490,801	2,502,180	(4,443)	2,486,358	35,998	05/08/2028	N
	CUSIP #3133ETKN6	Fed Farm Cr Bank	Aa1	4.0230%	-	2,498,139	-	(25,000)	25,000	123	2,498,262	2,528,959	7,722	2,505,984	47,778	10/09/2029	N
	CUSIP #3130AWGS3	Fed Home Ln Bank	Aa1	4.0440%	-	2,508,055	-	(25,781)	25,781	(452)	2,507,603	2,543,769	11,459	2,519,062	30,651	06/14/2030	N
	CUSIP #31424WT36	Farmer Mac	NR	3.5098%	-	9,026,182	-	(81,563)	81,563	(2,437)	9,023,745	9,015,864	(71,707)	8,952,038	20,844	09/08/2028	N
	CUSIP #3130ATHX8	Fed Home Ln Bank	Aa1	4.1250%	-	2,744,151	-	(27,895)	27,895	(2,643)	2,741,508	2,751,750	(15,891)	2,725,617	5,269	09/14/2029	N
	CUSIP #3135G0Q22	Fed Nat Mtg Assn	Aa1	3.8008%	-	2,465,834	-	(11,719)	11,719	11,692	2,477,526	2,469,354	761	2,478,287	911	09/24/2026	N
	CUSIP #31424WU83	Farmer Mac	NR	3.6000%	-	10,000,000	-	(90,000)	90,000	-	10,000,000	9,947,328	(143,810)	9,856,190	21,000	09/10/2030	N
	CUSIP #3133ETA56	Fed Farm Cr Bank	Aa1	3.6482%	-	9,997,006	-	(90,625)	90,625	500	9,997,506	10,019,335	(5,983)	9,991,523	91,632	06/30/2027	N
						79,337,791	-	(5,006,977)	636,977	73,550	75,041,341	79,641,535	(130,233)	74,911,108	474,846		
Unites States Treasuries																	
American National Bank																	
	CUSIP #9128CFY2	US Treasury	NR	4.2046%	-	2,471,185	-	(23,953)	23,953	1,815	2,473,000	2,522,559	26,609	2,499,609	32,469	11/30/2029	N
	CUSIP #91282CJN2	US Treasury	NR	4.0460%	-	2,521,966	-	(27,043)	27,043	(1,858)	2,520,108	2,557,617	14,169	2,534,277	36,659	11/30/2028	N
	CUSIP #91282CJR3	US Treasury	NR	4.0550%	-	2,478,879	-	(23,308)	23,308	1,736	2,480,615	2,515,137	14,209	2,494,824	23,567	12/31/2028	N
	CUSIP #91282CLH2	US Treasury	NR	3.9250%	-	2,497,152	-	(23,173)	23,173	1,059	2,498,211	2,502,695	1,672	2,499,883	8,152	08/31/2026	N
	CUSIP #91282CMH1	US Treasury	NR	3.8400%	-	2,507,301	-	(25,499)	25,499	(1,664)	2,505,637	2,515,625	2,127	2,507,764	17,093	01/31/2027	N
	CUSIP #91282CLP4	US Treasury	NR	3.8500%	-	9,974,525	-	(86,533)	86,533	8,429	9,982,954	9,992,734	3,530	9,986,484	956	09/30/2026	N
	CUSIP #91282CHR5	US Treasury	NR	3.7650%	-	10,097,297	-	(98,907)	98,907	(5,237)	10,092,060	10,135,547	(59,638)	10,032,422	66,298	07/31/2030	N
	CUSIP #91282CHW4	US Treasury	NR	3.5960%	-	10,223,953	-	(101,961)	101,961	(11,835)	10,212,118	10,184,766	(134,384)	10,077,734	35,870	08/31/2030	N
	CUSIP #91282CMN8	US Treasury	NR	3.6000%	-	10,130,625	-	(104,802)	104,802	(15,169)	10,115,456	10,154,297	(39,675)	10,075,781	52,831	02/15/2028	N
	CUSIP #91283XP0	US Treasury	NR	3.6800%	-	8,768,811	-	-	-	83,818	8,852,629	8,757,118	(80,420)	8,772,209	-	08/15/2029	N
	CUSIP #91282CHW4	US Treasury	NR	3.7310%	-	10,166,128	-	(101,961)	101,961	(8,780)	10,157,348	10,184,766	(79,614)	10,077,734	35,870	08/31/2030	N
						71,837,822	-	(617,140)	617,140	52,314	71,890,136	72,022,861	(331,415)	71,558,721	309,765		
	Total Federal/Agency Bonds					151,175,613	-	(5,624,117)	1,254,117	125,864	146,931,477	151,664,396	(461,648)	146,469,829	784,611		



Collin County, Texas
 QUARTERLY INVESTMENT REPORT
 Quarter Ending March 31, 2026

NON-OPERATING
 Investment Details

NON-OPERATING GROUP	Security Name	Rating	Yield to Call (YTC)	Yield to Maturity (YTM)	Beginning Book Value 12/31/2025	Increases	Decreases	Interest Earned QTD	Amortization/ Accretion	Ending Book Value 03/31/2026	Beginning Market Value 12/31/2025	Unrealized Gain / (Loss) Market Adj	Ending Market Value 03/31/2026	Accrued Interest	Maturity / Call Date	Callable
Municipal Bonds																
American National Bank																
CUSIP #364496PQ6-MATURED	TX-Galveston ISD	Aa2		0.9707%	501,638	-	(502,083)	2,083	(1,638)	-	500,505	-	-	-	02/01/2026	N
CUSIP #006644S66-MATURED	TX-Addison Taxable	AAA		0.8200%	360,075	-	(350,428)	428	(75)	-	349,013	-	-	-	02/15/2026	N
CUSIP #876162HX9-MATURED	TX-Tarkington ISD	AAA		0.6900%	360,000	-	(360,304)	304	-	-	358,754	-	-	-	02/15/2026	N
CUSIP #116405VF5-MATURED	TX-Brownsville	AA		5.0600%	597,521	-	(601,033)	1,033	2,479	-	598,392	-	-	-	02/15/2026	N
CUSIP #492062HM9-MATURED	TX-Kerens ISD	AAA		1.0900%	256,186	-	(256,558)	1,558	(1,186)	-	255,375	-	-	-	02/15/2026	N
CUSIP #564386SV3-MATURED	TX-Mansfield ISD	Aaa		2.2241%	5,016	-	(5,031)	31	(16)	-	5,006	-	-	-	02/15/2026	N
CUSIP #564386TB6-MATURED	TX-Mansfield ISD	Aaa		2.2241%	85,279	-	(85,519)	519	(279)	-	85,128	-	-	-	02/15/2026	N
CUSIP #0418265P9-MATURED	TX-Arlington ISD	AAA		1.0000%	125,595	-	(125,764)	764	(595)	-	125,175	-	-	-	02/15/2026	N
CUSIP #160075WG8	NC-Charleston County School Dist.	AA	4.7210%	4.7212%	1,001,130	-	(12,000)	12,000	(178)	1,000,952	1,009,910	4,444	1,005,396	8,000	06/01/2026	Y
CUSIP #4511527F3	ID-Idaho Bond Bank Authority	Aa1	4.4770%	5.1615%	252,043	-	(3,125)	3,125	(299)	251,744	256,128	2,655	254,399	556	06/01/2026	Y
CUSIP #218054AK0	FL-Coral Springs Spl Oblig	AAA	1.5200%	1.5200%	251,009	-	(1,344)	1,344	(378)	250,631	247,590	(2,360)	248,271	448	06/01/2026	Y
CUSIP #770078CS0	VA-Roanoke	AA+		0.9000%	990,447	-	(7,388)	7,388	(5,047)	985,000	983,237	-	985,000	14,775	04/01/2026	N
CUSIP #88213ARP2	TX-A&M Univ Revs	AAA	4.9503%	4.9503%	394,718	-	(1,041)	1,041	3,547	398,265	396,176	317	398,582	1,573	05/15/2026	Y
CUSIP #127145LG3	UT-Cache Cnty Sch Dist	Aaa		0.8500%	1,009,144	-	(7,500)	7,500	(5,018)	1,004,126	996,900	(6,238)	997,888	8,833	06/15/2026	N
CUSIP #0882812M1	TX-Bexar Cnty Taxable	AAA		1.3250%	500,000	-	(1,656)	1,656	-	500,000	494,795	(2,600)	497,400	1,951	06/15/2026	N
CUSIP #882117W42	TX-A&M Univ Revs	AAA	4.6490%	4.6490%	694,415	-	(5,089)	5,089	2,792	697,207	697,494	955	698,162	5,089	07/01/2026	Y
CUSIP #534239FX1	NE-Lincoln Taxable Ltd	AAA		1.4600%	176,400	-	(1,313)	1,313	(649)	175,751	174,438	(1,168)	174,583	1,108	07/15/2026	N
CUSIP #537071VY5	TX-Little Cypress Mauriceville	AAA		1.0000%	286,357	-	(3,500)	3,500	(2,724)	283,633	282,159	(2,565)	281,068	2,333	08/01/2026	N
CUSIP #052403JE3	TX-Austin Cmnty College	AA+		1.0120%	818,107	-	(10,000)	10,000	(7,760)	810,347	805,936	(7,539)	802,808	6,667	08/01/2026	N
CUSIP #590760ST2	TX-Mesquite ISD	AAA		0.9370%	175,000	-	(410)	410	-	175,000	172,179	(1,880)	173,120	210	08/15/2026	N
CUSIP #967120J56	TX-Wichita Falls	AA		1.1090%	85,000	-	(236)	236	-	85,000	83,600	(957)	84,043	79	09/01/2026	N
CUSIP #052397XL5	TX-Austin Taxable Pub	AAA		0.9000%	861,614	-	(6,375)	6,375	(4,355)	857,259	846,719	(10,290)	846,969	2,125	09/01/2026	N
CUSIP #876448DY4	TX-Tarrant Regl Wtr Dist	AAA		1.4100%	438,133	-	(825)	825	700	438,833	431,675	(4,341)	434,492	275	09/01/2026	N
CUSIP #23542JQQ1	TX-Dallas Wtrwks & Swr Sys	AAA		1.0000%	250,633	-	(842)	842	(211)	250,422	245,738	(3,528)	246,894	1,684	10/01/2026	N
CUSIP #7342606X5	TX-Port Houston Auth	AA+	5.1500%	5.1500%	245,133	-	(1,406)	1,406	1,622	246,755	247,633	1,404	248,159	2,813	10/01/2026	Y
CUSIP #759136VD3	CO-Regl Transprt Dis	AA+		3.1001%	270,332	-	(619)	619	1,400	271,732	268,450	(1,446)	270,286	1,031	11/01/2026	N
CUSIP #914713N73	NC-Univ at Chapel Hill	AAA		3.4302%	238,178	-	(1,517)	1,517	497	238,675	237,773	(562)	238,113	2,023	12/01/2026	N
CUSIP #481305KF6	TX-Judson ISD	Aaa		1.0980%	191,892	-	(549)	549	1,871	193,763	194,594	1,987	195,750	366	02/01/2027	N
CUSIP #44236PLR7	TX-Houston Cmnty College	AA+		3.1301%	244,637	-	(3,000)	3,000	(1,033)	243,604	243,480	(1,393)	242,211	1,533	02/15/2027	N
CUSIP #487694UB5	TX-Keller ISD	AAA		3.8937%	212,361	-	(2,625)	2,625	(526)	211,835	212,976	370	212,205	1,342	02/15/2027	N
CUSIP #349461BW2	TX-Forth Worth ISD	AAA		3.5262%	243,630	-	(3,000)	3,000	(809)	242,821	243,586	(95)	242,726	1,533	02/15/2027	N
CUSIP #232769JX8	TX-Cypress Fairbanks ISD	AAA		3.3060%	295,074	-	(3,625)	3,625	(1,130)	293,944	294,428	(899)	293,045	1,853	02/15/2027	N
CUSIP #9698878H4	TX-Williamson Cnty	AAA		4.6730%	543,648	-	(1,302)	1,302	4,757	548,405	548,225	2,534	550,939	666	02/15/2027	N
CUSIP #232769JX8 #2	TX-Cypress Fairbanks ISD	AAA		4.4028%	226,369	-	(2,813)	2,813	(305)	226,064	228,436	1,299	227,363	1,438	02/15/2027	N
CUSIP #487694UB5 #2	TX-Keller ISD	AAA		4.6203%	115,446	-	(1,438)	1,438	(99)	115,347	116,630	861	116,208	735	02/15/2027	N
CUSIP #876443RG9	TX-Tarrant Regl Wtr Dist	AAA		3.2502%	408,199	-	(1,971)	1,971	1,287	410,280	406,729	(2,469)	407,811	657	03/01/2027	N
CUSIP #88213AKG9	TX-Texas A&M University	Aaa		4.2800%	771,923	-	(6,172)	6,172	2,140	773,269	783,840	7,127	780,396	9,327	05/15/2027	Y
CUSIP #971697JL2	NC-City of Wilmington	AA+		4.5206%	264,106	-	(1,018)	1,018	1,922	266,028	266,637	1,593	267,621	1,357	06/01/2027	N
CUSIP #795574ZY1	UT-Salt Lake City	Aaa		4.8892%	869,318	-	(10,813)	10,813	(742)	868,576	881,643	8,645	877,221	12,735	06/15/2027	N
CUSIP #127145LH1	UT-Cache Cnty Sch Dist	Aaa		3.0000%	579,395	-	(4,463)	4,463	2,680	582,075	589,080	6,463	588,538	5,256	06/15/2027	N
CUSIP #112097G87	OK-City of Broken Arrow	Aa3		4.4030%	310,824	-	(1,960)	1,960	1,449	312,273	313,843	1,566	313,839	1,307	08/01/2027	N
CUSIP #67919PPV9	OK-Oklahoma Water Resource	AAA		4.2670%	239,992	-	(1,444)	1,444	1,112	241,104	243,387	1,000	242,104	2,889	04/01/2028	N
CUSIP #011170RQ54	AK-Alaska Housing Finance Co.	AA+		4.8510%	250,943	-	(3,032)	3,032	(98)	250,845	255,818	3,280	254,125	4,043	06/01/2028	N
CUSIP #928173DM2	VA-Virginia Public Bldg. Authority	Aa1		4.7790%	1,000,450	-	(12,000)	12,000	(44)	1,000,406	1,026,640	17,702	1,018,108	8,000	03/01/2028	N
CUSIP #44244CTM9	TX-City of Houston	Aa2		3.8152%	997,547	-	(9,308)	9,308	213	997,760	999,990	(4,905)	992,855	14,065	11/15/2028	N
CUSIP #347622CY6	FL-City of Ft. Lauderdale	Aa1		4.4810%	688,615	-	(3,000)	3,000	5,115	693,730	704,347	11,503	705,233	3,000	01/01/2029	N
CUSIP #44236PLT3	TX-Houston Cmnty College	Aaa		4.4730%	402,953	-	(5,000)	5,000	(236)	413,956	413,956	8,951	411,668	2,556	02/15/2029	N
CUSIP #666495JA5	TX-Town of Northlake	AA		4.7000%	362,630	-	(5,250)	5,250	(1,011)	361,619	373,177	7,727	369,346	2,683	02/15/2029	N
CUSIP #1806054JW3	OK-Cleveland County ISD	Aa2		4.4270%	845,715	-	(9,031)	9,031	338	846,053	863,965	10,989	857,042	3,010	03/01/2029	N
CUSIP #415037BX7	MS-County of Harrison	AA		3.8800%	354,330	-	(3,771)	3,771	(342)	353,988	353,038	(3,195)	350,793	1,257	03/01/2029	N
CUSIP #088281P53	TX-County of Bexar	Aaa		4.0220%	515,196	-	(6,250)	6,250	(1,099)	514,097	520,255	1,513	515,610	7,361	06/15/2029	N
CUSIP #34157VAE1	FL-University of Florida	Aa2		4.1060%	514,028	-	(6,250)	6,250	(1,002)	513,026	513,927	901	513,927	6,250	07/01/2029	N
CUSIP #678553BX5	OK-Oklahoma City Economic Dev.	Aa2		4.5840%	320,997	-	(1,480)	1,480	2,288	323,285	328,555	3,987	327,272	493	03/01/2029	N
CUSIP #658289K51	NC-North Carolina State University	Aa1		4.2920%	498,364	-	(2,390)	2,390	3,109	501,473	504,735	2,588	504,061	4,780	10/01/2029	N
CUSIP #488836JD0	TX-Kennedy ISD	Aaa		4.6780%	888,323	-	-	-	10,503	898,826	904,130	10,379	909,205	-	08/15/2028	N



Collin County, Texas
 QUARTERLY INVESTMENT REPORT
 Quarter Ending March 31, 2026

**NON-OPERATING
 Investment Details**

NON-OPERATING GROUP	Security Name	Rating	Yield to Call	Yield to Maturity	Beginning Book Value	Increases	Decreases	Interest Earned	Amortization/ Accretion	Ending Book Value	Beginning Market Value	Unrealized Gain / (Loss)	Ending Market Value	Accrued Interest	Maturity / Call Date	Callable
			(YTC)	(YTM)	12/31/2025			QTD	03/31/2026	12/31/2025	Market Adj	03/31/2026				
CUSIP #899559RA8	OK-Tulsa County ISD #3	AA	4.5990%		1,000,076	-	(11,500)	11,500	(8)	1,000,068	1,019,670	12,694	1,012,762	46,000	04/01/2028	N
CUSIP #010268EG1	AL-Alabama Hwy Financial Auth.	Aa2	4.6010%		4,649	-	(22)	22	33	4,682	4,747	55	4,737	7	09/01/2028	N
CUSIP #010268EN6	AL-Alabama Hwy Financial Auth.	Aa2	4.6010%		692,672	-	(3,217)	3,217	4,906	697,578	707,474	9,486	707,064	1,072	09/01/2028	N
CUSIP #679088EU4	OK-Oklahoma St. Capital Improvement	AA	4.6887%		501,058	-	(4,874)	4,874	639	501,697	509,123	3,360	505,057	4,874	07/01/2029	N
CUSIP #899593NL7	OK-Tulsa County ISD #5	Aa2	4.2370%		1,029,525	-	(12,500)	12,500	(1,703)	1,027,822	1,041,830	5,719	1,033,541	45,833	05/01/2030	N
CUSIP #7632275A9	TX-City of Richardson	Aaa	4.3980%		100,000	-	(1,100)	1,100	-	100,000	101,888	1,167	101,167	562	02/15/2029	N
CUSIP #471376GM9	IA-City of Jasper	Aa2	4.3000%		169,548	-	(2,063)	2,063	(257)	169,291	171,956	1,278	170,569	2,750	06/01/2030	N
CUSIP #220113DQ4	TX-City of Corpus Christi	Aa2	4.1270%		447,276	-	(2,144)	2,144	2,583	449,859	449,890	214	450,073	715	03/01/2029	N
CUSIP #3587764W9	TX-City of Frisco	Aaa	4.0290%		437,758	-	(5,706)	5,706	(1,380)	436,378	442,249	1,180	437,558	2,917	02/15/2030	N
CUSIP #746673ZU9	TN-County of Putnam	Aa2	4.0100%		895,826	-	(3,250)	3,250	6,128	901,954	900,640	(1,480)	900,474	6,500	04/01/2030	N
CUSIP #796099S67	TX-City of San Angelo	AA	4.3700%		1,000,000	-	(10,925)	10,925	-	1,000,000	1,015,280	8,430	1,008,430	5,584	02/15/2030	N
CUSIP #92812WYN8	VA-Virginia Hsg Development	Aa1	4.3990%		330,000	-	(3,630)	3,630	-	330,000	333,841	2,240	332,240	2,420	08/01/2030	N
CUSIP #341271AF1	FL-Florida St. Brd Adm Fin Corp	Aa2	4.1990%		917,476	-	(5,385)	5,385	4,585	922,061	920,110	(1,675)	920,386	5,385	07/01/2030	N
CUSIP #366120GP2	TX-City of Garland	AA	3.9380%		300,000	-	(3,035)	3,035	-	300,000	302,064	339	300,339	1,551	02/15/2029	N
CUSIP #717096BB6	TX-Pflugerville ISD	AAA	3.8240%		203,199	-	(2,125)	2,125	(194)	203,005	202,990	(665)	202,340	1,086	02/15/2030	N
CUSIP #88278PZG2	TX-Texas State University	Aa2	3.8470%		587,605	-	(4,133)	4,133	1,628	589,233	586,735	(3,597)	585,636	735	03/15/2030	N
CUSIP #341271AF1	FL-Florida St. Brd Adm Fin Corp	Aa2	3.9920%		740,120	-	(4,308)	4,308	3,327	743,447	736,088	(7,138)	736,309	4,308	07/01/2030	N
CUSIP #67884GHL1	OK-Oklahoma Dev Fin Auth Revenue	AA	3.8850%		-	468,975	(1,514)	1,514	1,502	470,477	-	(3,397)	467,080	3,133	06/01/2029	N
CUSIP #01354PHY3	NM-Albuquerque NM Gross Rec Revenue	AAA	3.7860%		-	606,096	(3,299)	3,299	(189)	605,907	-	(6,614)	599,293	6,060	07/01/2030	N
CUSIP #5370962L2	TX-Little Elm ISD	AAA	3.8630%		-	661,094	(675)	675	343	661,437	-	(2,917)	658,520	2,219	08/15/2030	N
					33,732,396	1,736,165	(2,551,266)	271,266	34,880	33,223,441	33,936,773	82,989	33,306,430	305,776		
	TOTAL NON-OPERATING INVESTMENTS				222,685,121	10,567,077	(17,750,014)	1,843,228	160,744	217,506,154	223,378,281	(378,659)	217,127,495	1,156,682		



Collin County, Texas
QUARTERLY INVESTMENT REPORT
 Quarter Ending March 31, 2026

NON-OPERATING
Schedule of Investments by Fund

Fund Number (MUNIS)	Fund Name	Book Value 03/31/2026	Interest Earned YTD	% of Total Invested
<u>General Funds</u>				
0001	General	139,284,999	2,730,001	64.1490%
0499	Permanent Improvements	10,121,051	186,388	4.6613%
		149,406,050	2,916,389	68.8103%
<u>Special Revenue Funds</u>				
1010	Road and Bridge	54,064,809	995,650	24.9000%
		54,064,809	995,650	24.9000%
<u>Grant Funds</u>				
2132	ARPA	11,761,911	140,496 ***	5.4171%
		11,761,911	140,496	5.4171%
<u>Debt Service Funds</u>				
3001	Debt Service Fund	1,894,637	34,891	0.8726%
		1,894,637	34,891	0.8726%
	SubTotal Non-Operating Investments	217,127,407	4,087,426	100.0000%
<u>Market Adjustment *</u>				
	Federal Agency Bonds	(461,648)		
	Municipal Bonds	82,989		
		(378,659)		

Market Adjustments are calculated using Market Values as shown on ANB Statements

Total Book Value as of 03/31/2026	217,506,066
-----------------------------------	-------------

<u>Fiduciary-Agency-Custodial Funds</u>				
7031	County Clerk - Trust	2,923,372		
7036	District Clerk - Trust	2,829,204		
7080	Tax Assessor/Collector	6,291,890		
		12,044,466		
	Total Consolidated Book Value (Excluding Market Adjustment)	229,550,532		

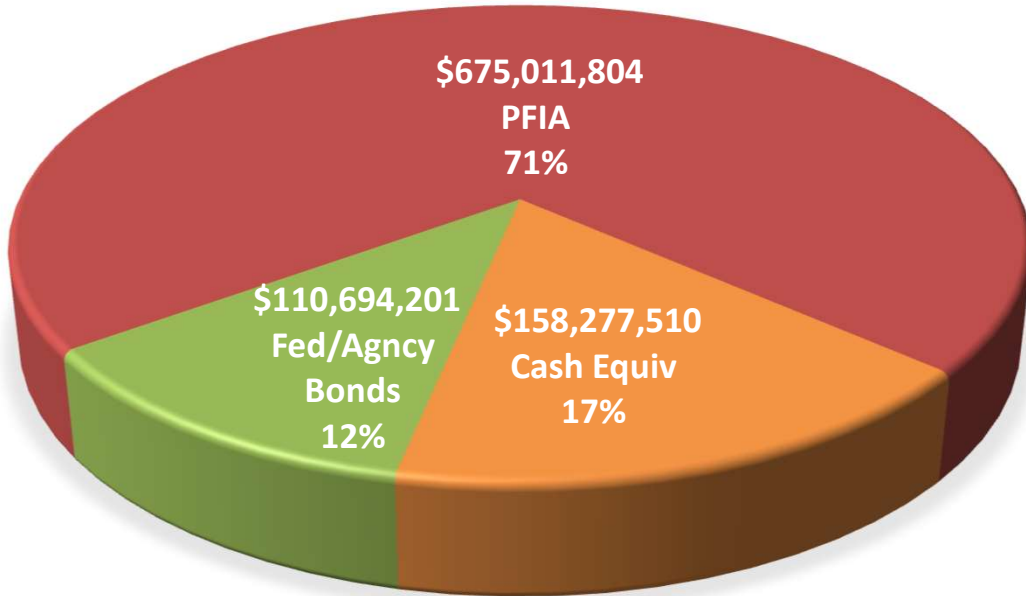
Notes

*** Interest is re-allocated to deferred revenue

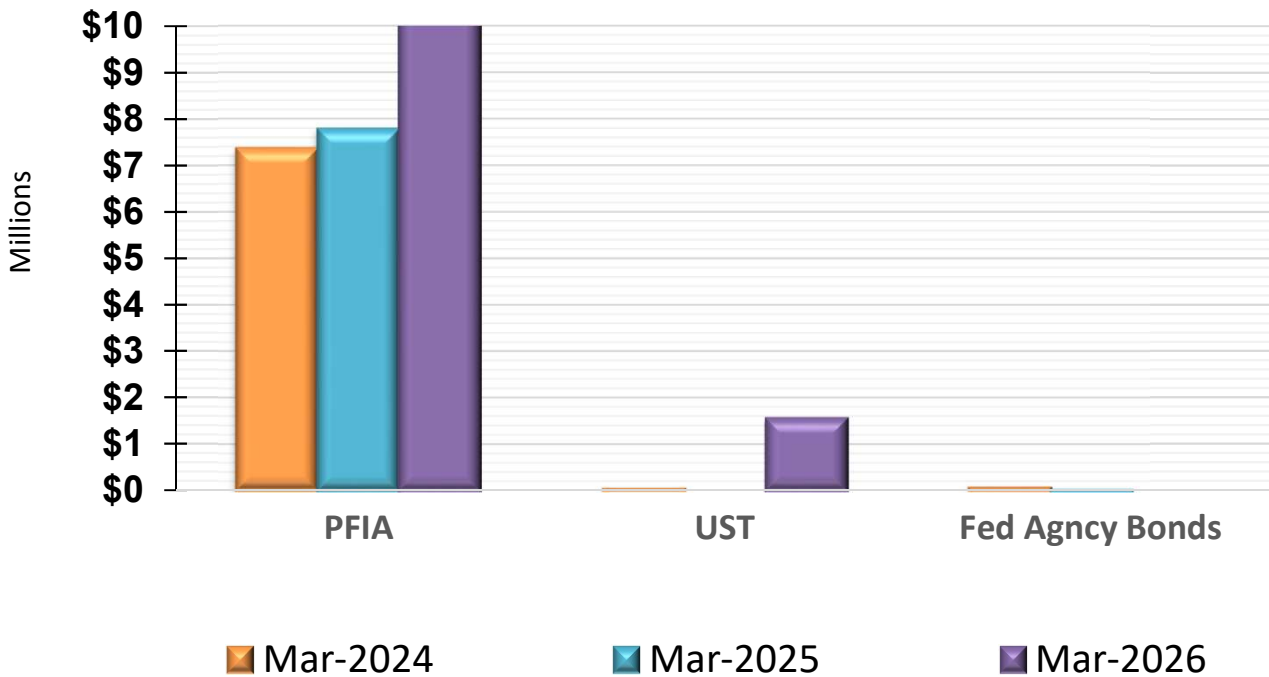


CAPITAL PROJECTS GROUP

CAPITAL PROJECTS INVESTMENTS BY SECURITYTYPE



CAPITAL PROJECTS YTD INTEREST EARNINGS





Collin County, Texas
 QUARTERLY INVESTMENT REPORT
 Quarter Ending March 31, 2026

CAPITAL PROJECTS
Investment Details

CAPITAL PROJECTS GROUP															
Security Name	Rating	Yield to Call	Yield to Maturity	Beginning Book Value	Increases	Decreases	Interest Earned	Amortization/ Accretion	Ending Book Value	Beginning Market Value	Unrealized Gain / (Loss)	Ending Market Value	Accrued Interest	Maturity / Call Date	Callable
		(YTC)	(YTM)	12/31/2025			QTD		03/31/2026	12/31/2025	Market Adj	03/31/2026			
<u>PFIA Investment Pools</u>															
TexPool			3.6876%	62,576,460	-	-	570,751	-	63,147,211	62,576,460	-	63,147,211	-	N/A	N/A
TexSTAR			3.6787%	59,451,836	-	-	540,859	-	59,992,695	59,451,836	-	59,992,695	-	N/A	N/A
Texas CLASS			3.8018%	211,888,269	-	-	2,000,277	-	213,888,546	211,888,269	-	213,888,546	-	N/A	N/A
LOGIC			3.8193%	289,283,319	-	(18,808,000)	2,652,389	-	273,127,708	289,283,319	-	273,127,708	-	N/A	N/A
Texas RANGE DL			3.6967%	64,268,297	-	-	587,347	-	64,855,644	64,268,297	-	64,855,644	-	N/A	N/A
				687,468,181	-	(18,808,000)	6,351,623	-	675,011,804	687,468,181	-	675,011,804	-		
<u>Cash Equivalent Investments</u>															
American National Bank															
Custody Cash Holdings			3.1600%	90,869,426	6,217	-	711,167	-	91,586,810	90,869,426	-	91,586,810	245,494	N/A	N/A
Farmer's Bank & Trust															
IntraFi Network Deposits			3.7900%	66,069,102	-	-	621,598	-	66,690,700	66,069,102	-	66,690,700	-	N/A	N/A
				156,938,528	6,217	-	1,332,765	-	158,277,510	156,938,528	-	158,277,510	245,494		
<u>United States Treasuries</u>															
Demand Deposit SLGS Series 2020			1.5080%	23,702,042	-	-	163,221	-	23,865,263	23,702,042	-	23,865,263	986	N/A	N/A
Demand Deposit SLGS Series 2021			1.3380%	86,235,090	-	-	593,848	-	86,828,938	86,235,090	-	86,828,938	3,183	N/A	N/A
Total Federal/Agency Bonds & US Treasuries				109,937,132	-	-	757,069	-	110,694,201	109,937,132	-	110,694,201	4,169		
TOTAL CAPITAL PROJECTS INVESTMENTS				954,343,841	6,217	(18,808,000)	8,441,457	-	943,983,515	954,343,841	-	943,983,515	249,663		



Collin County, Texas
QUARTERLY INVESTMENT REPORT
 Quarter Ending March 31, 2026

CAPITAL PROJECTS

Fund Number (MUNIS)	Fund Name	Book Value 03/31/2026	Interest Earned YTD	% of Total Invested
<u>Capital Project Funds</u>				
<u>Permanent Improvement Bonds</u>				
4003	Lmtd Tax P/I Series '01	50,196	1,002	0.0053%
4004	Ltd Tax Perm Imp 2002	115,419	2,137	0.0122%
4005	Ltd Tax Perm Imp 2004	14,956	502	0.0016%
4006	Lmtd Tax Perm Imp 2005	15,529	299	0.0016%
4007	Lmtd Tax Perm Imp Bds '06	11,924	-	0.0013%
4009	Ltd TX PI 2008 07Proj	18,794	-	0.0020%
4011	Ltd Tax PI Bds 2009	160,189	3,314	0.0170%
4012	Ltd TX PI BAB Bds 2009B	105,006	2,097	0.0111%
4013	Ltd Tax PI Bds 2011	27,128	502	0.0029%
4014	Ltd Tax Perm Imp 2012	72,336	1,343	0.0077%
4015	Ltd Tax Perm Imp 2013	96,375	1,788	0.0102%
4016	Ltd Tax P/I 2014	405,748	7,656	0.0430%
4017	Ltd Tax P/I 2015	127,226	2,355	0.0135%
4018	Ltd Tax P/I 2016	137,433	2,947	0.0146%
4019	LT 2019A	73,764	1,366	0.0078%
4020	LT 2019B	4,451,472	89,004	0.4716%
4021	LT 2020A	81,738,460	1,534,222	8.6589%
4022	LT 2020B	7,331,716	135,740	0.7767%
4023	LT 2020C	1,167	19	0.0001%
4024	LT 2021A	22,459,683	394,072	2.3792%
4025	LT 2021B	29,682,256	631,420	3.1444%
4026	LT 2021C	330,774	6,839	0.0350%
4027	LT 2022A	4,411,198	81,669	0.4673%
4028	LT 2022B	2,784,070	103,770	0.2949%
4029	LT 2022C	900,482	16,672	0.0954%
4030	LT 2023A	282,952,737	5,242,679	29.9743%
4031	LT 2023C	1,620,520	31,566	0.1717%
4032	23 LT PI PRP A	229,301,892	4,290,428	24.2909%
4033	23 LT PI PRP B	5,927,413	110,328	0.6279%
4034	23 LT PI PRP C	6,002,333	132,157	0.6359%
4035	23 LT PI PRP D	10,272,763	195,674	1.0882%
4036	23 LT PI PRP E	164,884,160	3,113,185	17.4668%
		856,485,119	16,136,752	90.7310%
<u>Road Bonds</u>				
4201	Unlmtd Tax Rd Bonds 2004	185,773	3,662	0.0197%
4202	Unlmtd Tax Road Bond 2005	25,962	481	0.0028%
4204	Unltd Tax Rd Bds 2007	460,473	8,537	0.0488%
4205	Unltd Tx Rd Bds 08 03Proj	124,260	2,309	0.0132%
4206	Unltd Rd Bds 2008 07Proj	486,064	9,008	0.0515%
4207	Unltd Tax Road Bds 2009	140,652	2,604	0.0149%
4209	Unltd Tax Rd Bds 2011	626,715	11,672	0.0664%
4210	UNLTD TAX ROAD BD 2012	1,449,690	26,867	0.1536%
4211	Unlmtd Tax Road Bond 2013	2,987,809	55,332	0.3165%
4212	Unltd Tax Road Bd 2014	4,986,598	158,154	0.5283%
4213	Unltd Tax Road Bd 2015	10,020,213	187,885	1.0615%
4214	UnLtd Tax Road Bd 2016	3,053,739	56,537	0.3235%
4215	UT 2019A	44,669,473	817,267	4.7320%
4216	UT 2019B	475,240	9,327	0.0503%
4281	Unlimited Road Bond 99	1,941,213	35,941	0.2056%
4282	Unlimited Road Bond 99A	6,950	129	0.0007%
4283	Unlimited Road Bond 00/01	275,714	5,105	0.0292%
4284	Unlimited Road Bond 95/97	164,039	3,042	0.0174%
		72,080,577	1,393,859	7.6359%



Collin County, Texas
QUARTERLY INVESTMENT REPORT
 Quarter Ending March 31, 2026

CAPITAL PROJECTS

Fund Number (MUNIS)	Fund Name	Book Value 03/31/2026	Interest Earned YTD	% of Total Invested
Tax Notes				
4401	Tax Notes 2006	1,708,293	32,412	0.1810%
4402	Capital Improvement TN 01	507,264	9,991	0.0537%
4403	Capital Imp T/N 01A	1,191	-	0.0001%
4404	Tax Notes Series 2002	1,380,573	25,560	0.1462%
4405	Tax Notes Series 2004	1,491,655	27,812	0.1580%
4406	Tax Notes 2018	2,034,467	27,861	0.2155%
4407	Tax Notes 2025	8,294,378	153,563	0.8787%
		15,417,821	277,199	1.6332%
	SubTotal Capital Projects Investments	943,983,517	17,807,810	100.0000%

Market Adjustment *

Federal Agency Bonds -

Market Adjustments are calculated using Market Values as shown on ANB Statements

Total Book Value as of 03/31/26	943,983,515	17,807,810
---------------------------------	-------------	------------