


COLLIN COUNTY AUDITOR



COLLIN COUNTY, TEXAS

HEALTH CARE FOUNDATION

MONTHLY FINANCIAL STATEMENTS (UNAUDITED)

FOR THE MONTH OF SEPTEMBER 2025

COLLIN COUNTY, TEXAS

Health Care Foundation Special Revenue Fund

Balance Sheet

September 30, 2025

(Unaudited)

(Interim report numbers are subject to change)

Assets:

Current assets:

Cash	\$ 503,744.58
Investments	<u>5,090,283.79</u>
Total current assets	<u>5,594,028.37</u>

Capital assets (net of accumulated depreciation):

Land	479,512.00
Buildings and systems	4,536,107.65
Machinery and equipment	<u>103,201.45</u>
Total capital assets	<u>5,118,821.10</u>

Total assets 10,712,849.47

Liabilities:

Accounts payable	31,640.90
Payroll payable	207,829.19
Lease deposits payable	<u>26,540.34</u>
Total liabilities	<u>266,010.43</u>

Fund Balances:

Net investment in capital assets	5,118,821.10
Restricted	<u>5,328,017.94</u>
Total fund balances	<u>10,446,839.04</u>
Total liabilities and fund balances	<u>\$ 10,712,849.47</u>

COLLIN COUNTY, TEXAS
Health Care Foundation Special Revenue Fund
Schedule of Revenues, Expenditures, and
Changes in Fund Balance – Budget and Actual
For the Twelve Months Ended September 30, 2025
(Unaudited)
(Interim report numbers are subject to change)

	<u>Budget</u>		<u>Actual</u>	Variance with Revised Budget positive (negative)
	<u>Original</u>	<u>Revised</u>		<u>(negative)</u>
Revenues:				
Federal and state funds	\$ 95,000.00	\$ 95,000.00	\$ 468,363.95	\$ 373,363.95
Fees and charges for services	105,800.00	105,800.00	125,069.76	19,269.76
Rental revenues	1,148,806.00	1,148,806.00	1,144,831.40	(3,974.60)
Interest	367,000.00	367,000.00	293,756.03	(73,243.97)
Miscellaneous	<u>1,500.00</u>	<u>1,500.00</u>	<u>6,932.23</u>	<u>5,432.23</u>
Total revenues	<u>1,718,106.00</u>	<u>1,718,106.00</u>	<u>2,038,953.37</u>	<u>320,847.37</u>
Expenditures:				
Current:				
Health and Welfare:				
Salaries and benefits	3,829,268.00	3,954,268.00	3,879,672.33	74,595.67
Training and travel	75,570.00	27,570.00	17,068.12	10,501.88
Maintenance and operating	<u>2,012,118.00</u>	<u>2,727,365.84</u>	<u>1,084,321.26</u>	<u>1,643,044.58</u>
Total health and welfare	<u>5,916,956.00</u>	<u>6,709,203.84</u>	<u>4,981,061.71</u>	<u>1,728,142.13</u>
Public Facilities:				
Maintenance and operating	<u>168,009.00</u>	<u>168,009.00</u>	<u>120,345.19</u>	<u>47,663.81</u>
Total public facilities	<u>168,009.00</u>	<u>168,009.00</u>	<u>120,345.19</u>	<u>47,663.81</u>
Capital Outlay:				
Health and Welfare	<u>-</u>	<u>24,900.00</u>	<u>-</u>	<u>24,900.00</u>
Total Capital Outlay	<u>-</u>	<u>24,900.00</u>	<u>-</u>	<u>24,900.00</u>
Total expenditures	<u>6,084,965.00</u>	<u>6,902,112.84</u>	<u>5,101,406.90</u>	<u>1,800,705.94</u>
Excess (deficiency) of revenues over (under) expenditures	<u>(4,366,859.00)</u>	<u>(5,184,006.84)</u>	<u>(3,062,453.53)</u>	<u>2,121,553.31</u>
Other financing sources (uses):				
Transfers in	<u>3,900,000.00</u>	<u>2,000,000.00</u>	<u>2,000,000.00</u>	<u>-</u>
Total other financing sources (uses)	<u>3,900,000.00</u>	<u>2,000,000.00</u>	<u>2,000,000.00</u>	<u>-</u>
Net change in fund balance	(466,859.00)	(3,184,006.84)	(1,062,453.53)	<u>\$ 2,121,553.31</u>
Fund balance – beginning	<u>11,509,293.00</u>	<u>11,509,293.00</u>	<u>11,509,292.57</u>	
Fund balance – ending	<u>\$ 11,042,434.00</u>	<u>\$ 8,325,286.16</u>	<u>\$ 10,446,839.04</u>	

COLLIN COUNTY, TEXAS

Health Care Foundation Special Revenue Fund
 Schedule of Revenues, Expenditures, and
 Changes in Fund Balance
 Fiscal Year 2025

For the Twelve Months Ended September 30, 2025

(Unaudited)

(Interim report numbers are subject to change)

	Oct-2024	Nov-2024	Dec-2024	Jan-2025	Feb-2025	Mar-2025	Apr-2025	May-2025	Jun-2025	Jul-2025	Aug-2025	Sep-2025	FY2025 Cumulative Total
Revenues:													
Federal and state funds	\$ -	\$ -	\$ -	\$ -	\$ -	\$ -	\$ -	\$ 168,363.95	\$ -	\$ -	\$ -	\$ 300,000.00	\$ 468,363.95
Fees and charges for services	7,113.00	6,408.00	11,343.51	18,146.36	17,266.00	8,629.91	7,005.00	10,548.27	13,339.16	6,866.00	10,353.43	8,051.12	125,069.76
Rental revenues	99,165.83	96,003.17	97,517.83	94,355.17	96,760.50	93,597.84	94,355.17	94,355.17	96,288.50	97,121.84	92,655.17	92,655.21	1,144,831.40
Interest	30,448.40	35,918.40	29,370.92	27,674.04	23,206.78	19,692.99	22,115.59	23,261.81	21,890.34	21,927.01	20,070.09	18,179.66	293,756.03
Miscellaneous	151.00	96.00	68.00	1,990.64	58.00	140.00	95.00	149.00	155.00	275.00	1,570.43	2,184.16	6,932.23
Total revenues	136,878.23	138,425.57	138,300.26	142,166.21	137,291.28	122,060.74	123,570.76	296,678.20	131,673.00	126,189.85	124,649.12	421,070.15	2,038,953.37
Expenditures:													
Current:													
Health and Welfare:													
Salaries and benefits	185,693.72	407,111.93	280,749.85	288,818.40	287,358.94	286,202.10	304,756.15	444,723.36	320,229.61	299,661.83	321,371.39	452,995.05	3,879,672.33
Training and travel	1,115.78	474.22	305.05	6,297.27	-	130.00	641.11	2,535.00	1,037.10	985.48	399.51	3,147.60	17,068.12
Maintenance and operating	45,050.16	15,269.87	19,773.35	193,583.59	56,559.79	39,874.72	147,163.76	21,026.90	76,561.94	153,631.62	85,965.59	229,859.97	1,084,321.26
Total health and welfare	231,859.66	422,856.02	300,828.25	488,699.26	343,918.73	326,206.82	452,561.02	468,285.26	397,828.65	454,278.93	407,736.49	686,002.62	4,981,061.71
Public Facilities:													
Maintenance and operating	2,994.53	2,915.98	11,466.69	23,232.55	10,673.91	5,190.29	12,182.60	6,406.82	14,752.71	4,684.84	6,573.13	19,271.14	120,345.19
Total public facilities	2,994.53	2,915.98	11,466.69	23,232.55	10,673.91	5,190.29	12,182.60	6,406.82	14,752.71	4,684.84	6,573.13	19,271.14	120,345.19
Total expenditures	234,854.19	425,772.00	312,294.94	511,931.81	354,592.64	331,397.11	464,743.62	474,692.08	412,581.36	458,963.77	414,309.62	705,273.76	5,101,406.90
Excess (deficiency) of revenues over (under) expenditures	(97,975.96)	(287,346.43)	(173,994.68)	(369,765.60)	(217,301.36)	(209,336.37)	(341,172.86)	(178,013.88)	(280,908.36)	(332,773.92)	(289,660.50)	(284,203.61)	(3,062,453.53)
Other financing sources (uses):													
Transfers in	2,000,000.00	-	-	-	-	-	-	-	-	-	-	-	2,000,000.00
Total other financing sources (uses)	2,000,000.00	-	-	-	-	-	-	-	-	-	-	-	2,000,000.00
Net change in fund balance	1,902,024.04	(287,346.43)	(173,994.68)	(369,765.60)	(217,301.36)	(209,336.37)	(341,172.86)	(178,013.88)	(280,908.36)	(332,773.92)	(289,660.50)	(284,203.61)	(1,062,453.53)
Fund balance – beginning	11,509,292.57	13,411,316.61	13,123,970.18	12,949,975.50	12,580,209.90	12,362,908.54	12,153,572.17	11,812,399.31	11,634,385.43	11,353,477.07	11,020,703.15	10,731,042.65	11,509,292.57
Fund balance – ending	\$13,411,316.61	\$13,123,970.18	\$12,949,975.50	\$12,580,209.90	\$12,362,908.54	\$12,153,572.17	\$11,812,399.31	\$11,634,385.43	\$11,353,477.07	\$11,020,703.15	\$10,731,042.65	\$10,446,839.04	\$10,446,839.04

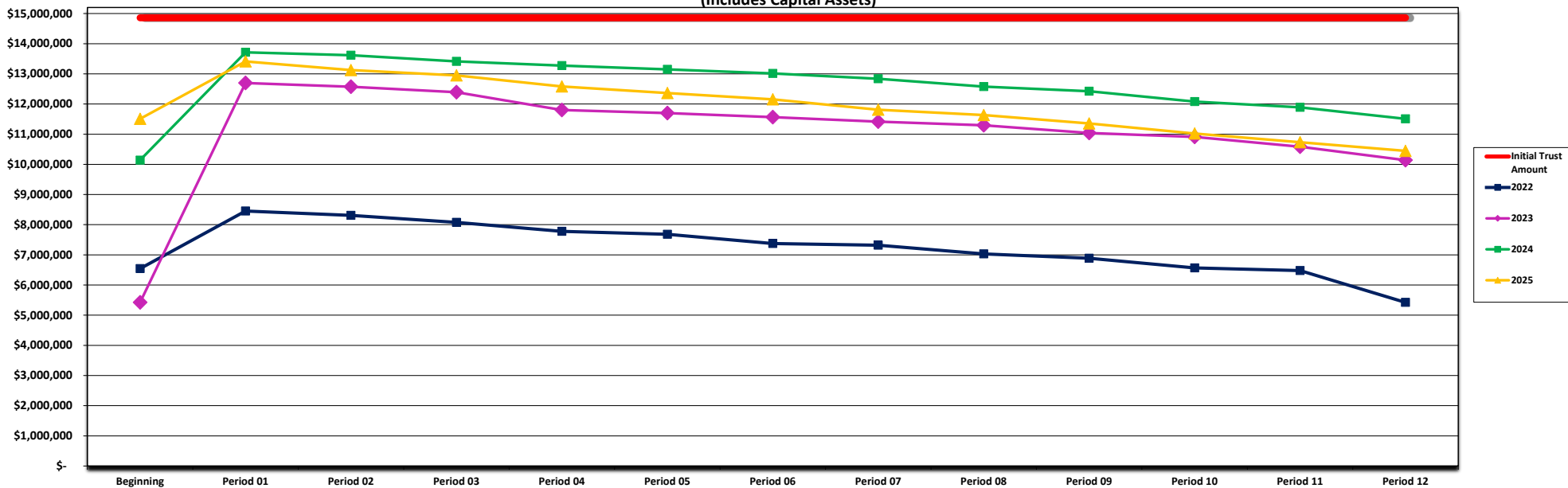
COLLIN COUNTY, TEXAS
Health Care Foundation Special Revenue Fund
Comparison of Revenues and Expenditures
For the Month of September

(Interim report numbers are subject to change)

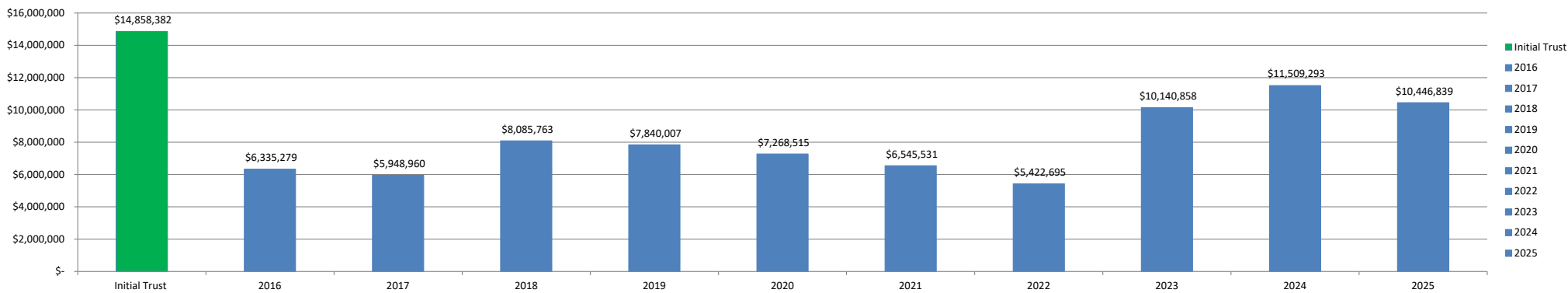
	<u>Sep-2025</u>	<u>Sep-2024</u>	<u>Sep-2023</u>	<u>Sep-2022</u>	<u>Sep-2021</u>
Revenues:					
Federal and state funds	\$ 300,000.00	\$ 150,000.00	\$ 35,974.00	\$ -	\$ -
Fees and charges for services	8,051.12	5,393.67	8,915.86	7,314.00	7,361.71
Rental revenues	92,655.21	94,827.21	92,369.88	94,933.87	93,327.21
Interest	18,179.66	27,038.98	21,524.20	7,736.10	235.83
Miscellaneous	2,184.16	116.00	402.90	5,469.18	605.00
Total revenues	<u>421,070.15</u>	<u>277,375.86</u>	<u>159,186.84</u>	<u>115,453.15</u>	<u>101,529.75</u>
Expenditures:					
Current:					
Health and Welfare:					
Salaries and benefits	452,995.05	407,614.84	343,283.53	394,501.76	289,308.66
Training and travel	3,147.60	1,919.47	1,135.10	2,913.09	2,252.99
Maintenance and operating	229,859.97	219,157.32	241,386.12	491,302.86	241,192.02
Total health and welfare	<u>686,002.62</u>	<u>628,691.63</u>	<u>585,804.75</u>	<u>888,717.71</u>	<u>532,753.67</u>
Public Facilities:					
Maintenance and operating	19,271.14	27,711.01	18,598.60	10,843.49	15,581.08
Total public facilities	<u>19,271.14</u>	<u>27,711.01</u>	<u>18,598.60</u>	<u>10,843.49</u>	<u>15,581.08</u>
Total expenditures	<u>\$ 705,273.76</u>	<u>\$ 656,402.64</u>	<u>\$ 604,403.35</u>	<u>\$ 899,561.20</u>	<u>\$ 548,334.75</u>

Collin County, Texas Health Care Foundation Special Revenue Fund

Fund Balance at End of Period
(Includes Capital Assets)



Fund Balance at Fiscal Year End (Includes Capital Assets)



Collin County, Texas
Health Care Foundation Special Revenue Fund
Fund Balance at Fiscal Year End
(Capital Assets not Included)

