COLLIN COUNTY AUDITOR



COLLIN COUNTY, TEXAS

HEALTH CARE FOUNDATION

MONTHLY FINANCIAL STATEMENTS (UNAUDITED)

FOR THE MONTH OF NOVEMBER 2025

COLLIN COUNTY, TEXAS

Health Care Foundation Special Revenue Fund

Balance Sheet

November 30, 2025

(Unaudited)

(Interim report numbers are subject to change)

Assets:	
Current assets:	
Cash	$ 361,124.45
Investments	8,328,600.20
Total current assets	8,689,724.65
Capital assets (net of accumulated depreciation):	
Land	479,512.00
Buildings and systems	4,536,107.65
Machinery and equipment	103,201.45
Total capital assets	5,118,821.10
Total assets	13,808,545.75
Liabilities:	
Payroll payable	293.21
Lease deposits payable	26,540.34
Total liabilities	26,833.55
Fund Balances:	
Net investment in capital assets	5,118,821.10
Restricted	8,662,891.10
Total fund balances	13,781,712.20
Total liabilities and fund balances	$ 13,808,545.75

COLLIN COUNTY, TEXAS

Health Care Foundation Special Revenue Fund
Schedule of Revenues, Expenditures, and
Changes in Fund Balance – Budget and Actual
For the Two Months Ended November 30, 2025
(Unaudited)
(Interim report numbers are subject to change)

	Budget			Variance with Revised Budget positive
	Original	**Revised**	**Actual**	**(negative)**
Revenues:				
Federal and state funds	$ 400,000.00	$ 400,000.00	$ -	$ (400,000.00)
Fees and charges for services	107,800.00	107,800.00	16,387.14	(91,412.86)
Rental revenues	1,158,585.00	1,158,585.00	192,887.84	(965,697.16)
Interest	227,000.00	227,000.00	59,421.24	(167,578.76)
Miscellaneous	1,500.00	1,500.00	195.00	(1,305.00)
Total revenues	1,894,885.00	1,894,885.00	268,891.22	(1,625,993.78)
Expenditures:				
Current:				
Health and Welfare:				
Salaries and benefits	4,769,507.00	4,769,507.00	652,353.70	4,117,153.30
Training and travel	74,500.00	74,500.00	391.90	74,108.10
Maintenance and operating	1,776,311.00	2,855,266.47	64,760.01	2,790,506.46
Total health and welfare	6,620,318.00	7,699,273.47	717,505.61	6,981,767.86
Public Facilities:				
Maintenance and operating	171,008.00	171,008.00	16,512.45	154,495.55
Total public facilities	171,008.00	171,008.00	16,512.45	154,495.55
Capital Outlay:				
Health and Welfare	-	24,900.00	-	24,900.00
Total Capital Outlay	-	24,900.00	-	24,900.00
Total expenditures	6,791,326.00	7,895,181.47	734,018.06	7,161,163.41
Excess (deficiency) of revenues over (under) expenditures	(4,896,441.00)	(6,000,296.47)	(465,126.84)	5,535,169.63
Other financing sources (uses):				
Transfers in	3,800,000.00	3,800,000.00	3,800,000.00	-
Total other financing sources (uses)	3,800,000.00	3,800,000.00	3,800,000.00	-
Net change in fund balance	(1,096,441.00)	(2,200,296.47)	3,334,873.16	$ 5,535,169.63
Fund balance – beginning	10,446,839.00	10,446,839.00	10,446,839.04	
Fund balance – ending	$ 9,350,398.00	$ 8,246,542.53	$ 13,781,712.20	

COLLIN COUNTY, TEXAS

Health Care Foundation Special Revenue Fund

Schedule of Revenues, Expenditures, and

Changes in Fund Balance

Fiscal Year 2026

For the Two Months Ended November 30, 2025

(Unaudited)

(Interim report numbers are subject to change)

	Oct-2025	Nov-2025	Dec-2025	Jan-2026	Feb-2026	Mar-2026	Apr-2026	May-2026	Jun-2026	Jul-2026	Aug-2026	Sep-2026	FY2026 Cumulative Total
Revenues:													
Fees and charges for services	$ 7,202.01	$ 9,185.13	$ -	$ -	$ -	$ -	$ -	$ -	$ -	$ -	$ -	$ -	$ 16,387.14
Rental revenues	98,377.25	94,510.59	-	-	-	-	-	-	-	-	-	-	192,887.84
Interest	30,814.12	28,607.12	-	-	-	-	-	-	-	-	-	-	59,421.24
Miscellaneous	135.00	60.00	-	-	-	-	-	-	-	-	-	-	195.00
Total revenues	136,528.38	132,362.84	-	-	-	-	-	-	-	-	-	-	268,891.22
Expenditures:													
Current:													
Health and Welfare:													
Salaries and benefits	333,627.69	318,726.01	-	-	-	-	-	-	-	-	-	-	652,353.70
Training and travel	200.00	191.90	-	-	-	-	-	-	-	-	-	-	391.90
Maintenance and operating	37,866.24	26,893.77	-	-	-	-	-	-	-	-	-	-	64,760.01
Total health and welfare	371,693.93	345,811.68	-	-	-	-	-	-	-	-	-	-	717,505.61
Public Facilities:													
Maintenance and operating	14,791.17	1,721.28	-	-	-	-	-	-	-	-	-	-	16,512.45
Total public facilities	14,791.17	1,721.28	-	-	-	-	-	-	-	-	-	-	16,512.45
Total expenditures	386,485.10	347,532.96	-	-	-	-	-	-	-	-	-	-	734,018.06
Excess (deficiency) of revenues over (under) expenditures	(249,956.72)	(215,170.12)	-	-	-	-	-	-	-	-	-	-	(465,126.84)
Other financing sources (uses):													
Transfers in	3,800,000.00	-	-	-	-	-	-	-	-	-	-	-	3,800,000.00
Total other financing sources (uses)	3,800,000.00	-	-	-	-	-	-	-	-	-	-	-	3,800,000.00
Net change in fund balance	3,550,043.28	(215,170.12)	-	-	-	-	-	-	-	-	-	-	3,334,873.16
Fund balance – beginning	10,446,839.04	13,996,882.32	13,781,712.20	13,781,712.20	13,781,712.20	13,781,712.20	13,781,712.20	13,781,712.20	13,781,712.20	13,781,712.20	13,781,712.20	13,781,712.20	10,446,839.04
Fund balance – ending	$13,996,882.32	$13,781,712.20	$13,781,712.20	$13,781,712.20	$13,781,712.20	$13,781,712.20	$13,781,712.20	$13,781,712.20	$13,781,712.20	$13,781,712.20	$13,781,712.20	$13,781,712.20	$13,781,712.20

COLLIN COUNTY, TEXAS

Health Care Foundation Special Revenue Fund

Comparison of Revenues and Expenditures

For the Month of November

(Interim report numbers are subject to change)

	Nov-2025	Nov-2024	Nov-2023	Nov-2022	Nov-2021
Revenues:					
Fees and charges for services	$ 9,185.13	$ 6,408.00	$ 7,203.35	$ 6,228.00	$ 5,109.60
Rental revenues	94,510.59	96,003.17	97,085.83	94,933.87	94,841.83
Interest	28,607.12	35,918.40	36,753.48	16,615.44	290.23
Miscellaneous	60.00	96.00	97.00	505.04	330.00
Total revenues	132,362.84	138,425.57	141,139.66	118,282.35	100,571.66
Expenditures:					
Current:					
Health and Welfare:					
Salaries and benefits	318,726.01	407,111.93	217,714.97	195,050.54	218,542.07
Training and travel	191.90	474.22	1,006.17	439.02	890.30
Maintenance and operating	26,893.77	15,269.87	15,375.18	45,445.48	19,057.07
Total health and welfare	345,811.68	422,856.02	234,096.32	240,935.04	238,489.44
Public Facilities:					
Maintenance and operating	1,721.28	2,915.98	2,658.82	1,722.45	7,113.71
Total public facilities	1,721.28	2,915.98	2,658.82	1,722.45	7,113.71
Total expenditures	$ 347,532.96	$ 425,772.00	$ 236,755.14	$ 242,657.49	$ 245,603.15

Collin County, Texas
Health Care Foundation Special Revenue Fund
Fund Balance at End of Period
(Includes Capital Assets)

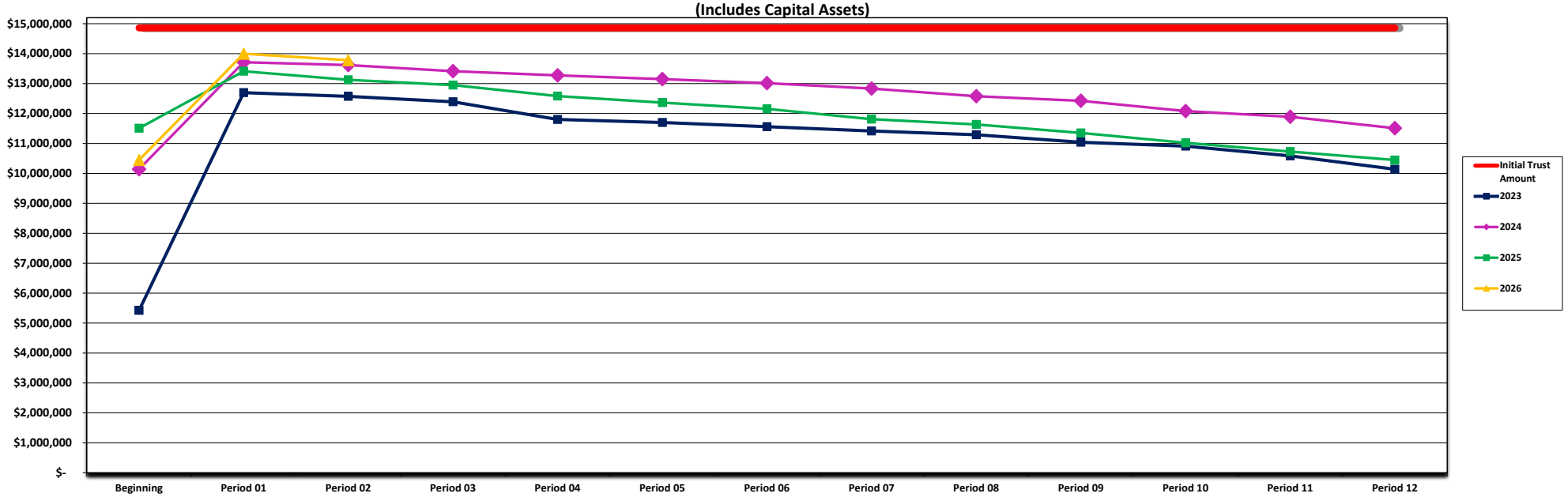

Fund Balance at Fiscal Year End
(Includes Capital Assets)

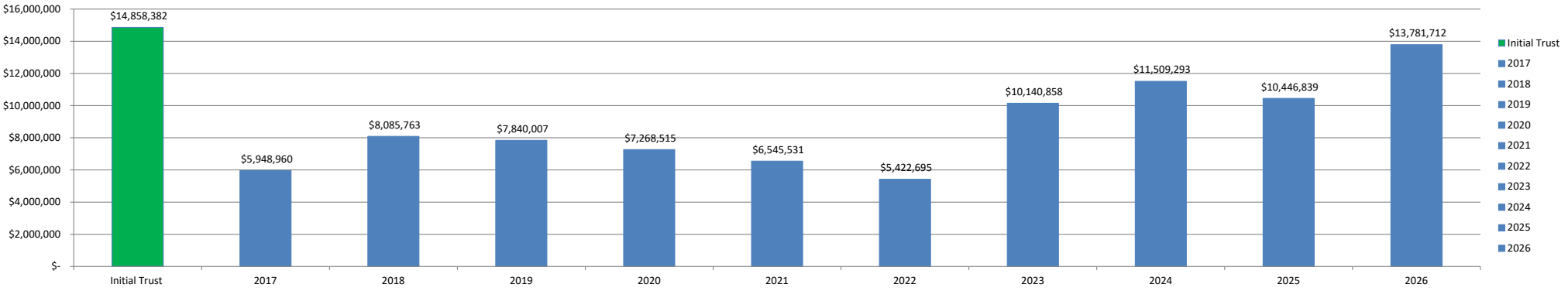

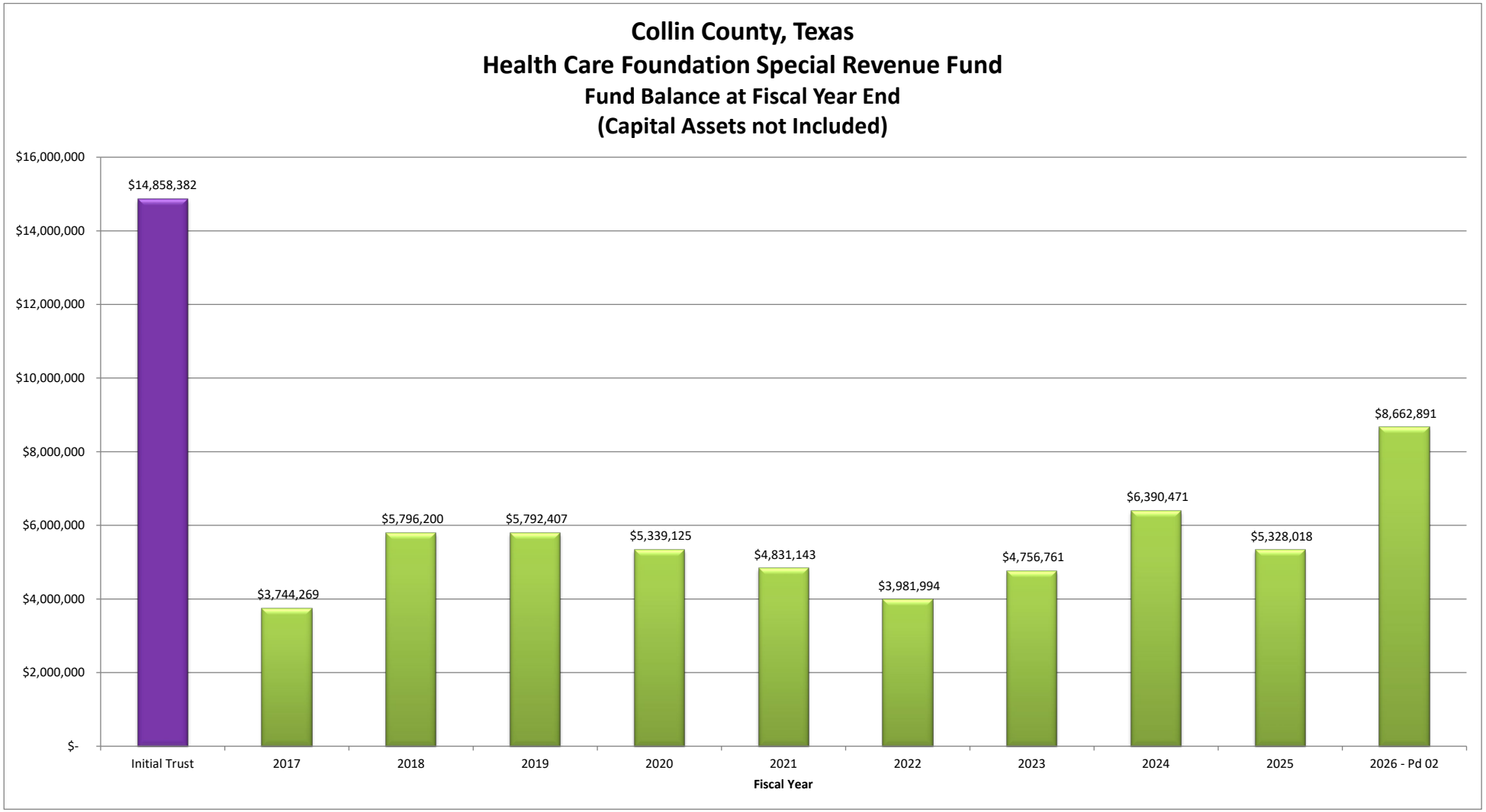
Collin County, Texas
Health Care Foundation Special Revenue Fund
Fund Balance at Fiscal Year End
(Capital Assets not Included)
$16,000,000
$14,000,000
$12,000,000
$10,000,000
$8,000,000
$6,000,000
$4,000,000
$2,000,000
$-
$14,858,382
$3,744,269
$5,796,200
$5,792,407
$5,339,125
$4,831,143
$3,981,994
$4,756,761
$6,390,471
$5,328,018
$8,662,891
Initial Trust
2017
2018
2019
2020
2021
2022
2023
2024
2025
2026 - Pd 02
Fiscal Year