


COLLIN COUNTY AUDITOR



COLLIN COUNTY, TEXAS

HEALTH CARE FOUNDATION

MONTHLY FINANCIAL STATEMENTS (UNAUDITED)

FOR THE MONTH OF APRIL 2026

COLLIN COUNTY, TEXAS

Health Care Foundation Special Revenue Fund

Balance Sheet

April 30, 2026

(Unaudited)

(Interim report numbers are subject to change)

Assets:

Current assets:

Cash	\$ 596,686.87
Investments	6,664,837.11
Total current assets	<u>7,261,523.98</u>

Capital assets (net of accumulated depreciation):

Land	479,512.00
Buildings and systems	4,673,670.11
Machinery and equipment	45,509.15
Total capital assets	<u>5,198,691.26</u>

Total assets	<u><u>12,460,215.24</u></u>
--------------	-----------------------------

Liabilities:

Lease deposits payable	<u>27,391.01</u>
Total liabilities	<u>27,391.01</u>

Fund Balances:

Net investment in capital assets	5,198,691.26
Restricted	<u>7,234,132.97</u>
Total fund balances	<u>12,432,824.23</u>

Total liabilities and fund balances	<u><u>\$ 12,460,215.24</u></u>
-------------------------------------	--------------------------------

COLLIN COUNTY, TEXAS
Health Care Foundation Special Revenue Fund
Schedule of Revenues, Expenditures, and
Changes in Fund Balance – Budget and Actual
For the Seven Months Ended April 30, 2026
(Unaudited)
(Interim report numbers are subject to change)

	<u>Budget</u>		<u>Actual</u>	Variance with Revised Budget positive (negative)
	<u>Original</u>	<u>Revised</u>		<u>(negative)</u>
Revenues:				
Federal and state funds	\$ 400,000.00	\$ 400,000.00	\$ 1,547.01	\$ (398,452.99)
Fees and charges for services	107,800.00	107,800.00	54,649.55	(53,150.45)
Rental revenues	1,158,585.00	1,158,585.00	675,107.44	(483,477.56)
Interest	227,000.00	227,000.00	178,579.88	(48,420.12)
Miscellaneous	<u>1,500.00</u>	<u>1,500.00</u>	<u>884.94</u>	<u>(615.06)</u>
Total revenues	<u>1,894,885.00</u>	<u>1,894,885.00</u>	<u>910,768.82</u>	<u>(984,116.18)</u>
Expenditures:				
Current:				
Health and Welfare:				
Salaries and benefits	4,769,507.00	4,769,507.00	2,240,765.64	2,528,741.36
Training and travel	74,500.00	74,500.00	3,512.08	70,987.92
Maintenance and operating	<u>1,776,311.00</u>	<u>2,855,266.47</u>	<u>469,201.64</u>	<u>2,386,064.83</u>
Total health and welfare	<u>6,620,318.00</u>	<u>7,699,273.47</u>	<u>2,713,479.36</u>	<u>4,985,794.11</u>
Public Facilities:				
Maintenance and operating	<u>171,008.00</u>	<u>171,008.00</u>	<u>77,176.43</u>	<u>93,831.57</u>
Total public facilities	<u>171,008.00</u>	<u>171,008.00</u>	<u>77,176.43</u>	<u>93,831.57</u>
Capital Outlay:				
Health and Welfare	<u>-</u>	<u>24,900.00</u>	<u>13,998.00</u>	<u>10,902.00</u>
Total Capital Outlay	<u>-</u>	<u>24,900.00</u>	<u>13,998.00</u>	<u>10,902.00</u>
Total expenditures	<u>6,791,326.00</u>	<u>7,895,181.47</u>	<u>2,804,653.79</u>	<u>5,090,527.68</u>
Excess (deficiency) of revenues over (under) expenditures	<u>(4,896,441.00)</u>	<u>(6,000,296.47)</u>	<u>(1,893,884.97)</u>	<u>4,106,411.50</u>
Other financing sources (uses):				
Transfers in	<u>3,800,000.00</u>	<u>3,800,000.00</u>	<u>3,800,000.00</u>	<u>-</u>
Total other financing sources (uses)	<u>3,800,000.00</u>	<u>3,800,000.00</u>	<u>3,800,000.00</u>	<u>-</u>
Net change in fund balance	(1,096,441.00)	(2,200,296.47)	1,906,115.03	<u>\$ 4,106,411.50</u>
Fund balance – beginning	<u>10,526,709.00</u>	<u>10,526,709.00</u>	<u>10,526,709.20</u>	
Fund balance – ending	<u>\$ 9,430,268.00</u>	<u>\$ 8,326,412.53</u>	<u>\$ 12,432,824.23</u>	

COLLIN COUNTY, TEXAS

Health Care Foundation Special Revenue Fund

Schedule of Revenues, Expenditures, and

Changes in Fund Balance

Fiscal Year 2026

For the Seven Months Ended April 30, 2026

(Unaudited)

(Interim report numbers are subject to change)

	Oct-2025	Nov-2025	Dec-2025	Jan-2026	Feb-2026	Mar-2026	Apr-2026	FY2026 Cumulative Total
Revenues:								
Federal and state funds	\$ -	\$ -	\$ 1,547.01	\$ -	\$ -	\$ -	\$ -	\$ 1,547.01
Fees and charges for services	7,202.01	9,185.13	7,798.00	4,896.98	7,937.93	7,791.66	9,837.84	54,649.55
Rental revenues	98,377.25	94,510.59	97,201.25	95,686.59	95,686.59	97,201.25	96,443.92	675,107.44
Interest	30,814.12	28,607.12	27,583.82	25,879.05	21,428.72	22,880.35	21,386.70	178,579.88
Miscellaneous	135.00	60.00	268.94	60.00	86.00	160.00	115.00	884.94
Total revenues	136,528.38	132,362.84	134,399.02	126,522.62	125,139.24	128,033.26	127,783.46	910,768.82
Expenditures:								
Current:								
Health and Welfare:								
Salaries and benefits	315,560.71	305,124.81	310,120.33	320,136.49	335,891.48	327,905.77	326,026.05	2,240,765.64
Training and travel	200.00	191.90	192.36	348.87	-	2,557.12	21.83	3,512.08
Maintenance and operating	37,866.24	26,893.77	26,063.81	33,315.64	146,889.91	31,019.47	167,152.80	469,201.64
Total health and welfare	353,626.95	332,210.48	336,376.50	353,801.00	482,781.39	361,482.36	493,200.68	2,713,479.36
Public Facilities:								
Maintenance and operating	14,791.17	1,721.28	8,439.78	5,119.57	12,706.59	18,231.62	16,166.42	77,176.43
Total public facilities	14,791.17	1,721.28	8,439.78	5,119.57	12,706.59	18,231.62	16,166.42	77,176.43
Capital Outlay:								
Health and Welfare	-	-	-	-	13,998.00	-	-	13,998.00
Total Capital Outlay	-	-	-	-	13,998.00	-	-	13,998.00
Total expenditures	368,418.12	333,931.76	344,816.28	358,920.57	509,485.98	379,713.98	509,367.10	2,804,653.79
Excess (deficiency) of revenues over (under) expenditures	(231,889.74)	(201,568.92)	(210,417.26)	(232,397.95)	(384,346.74)	(251,680.72)	(381,583.64)	(1,893,884.97)
Other financing sources (uses):								
Transfers in	3,800,000.00	-	-	-	-	-	-	3,800,000.00
Total other financing sources (uses)	3,800,000.00	-	-	-	-	-	-	3,800,000.00
Net change in fund balance	3,568,110.26	(201,568.92)	(210,417.26)	(232,397.95)	(384,346.74)	(251,680.72)	(381,583.64)	1,906,115.03
Fund balance – beginning	10,526,709.20	14,094,819.46	13,893,250.54	13,682,833.28	13,450,435.33	13,066,088.59	12,814,407.87	10,526,709.20
Fund balance – ending	<u>14,094,819.46</u>	<u>13,893,250.54</u>	<u>13,682,833.28</u>	<u>13,450,435.33</u>	<u>13,066,088.59</u>	<u>12,814,407.87</u>	<u>12,432,824.23</u>	<u>12,432,824.23</u>

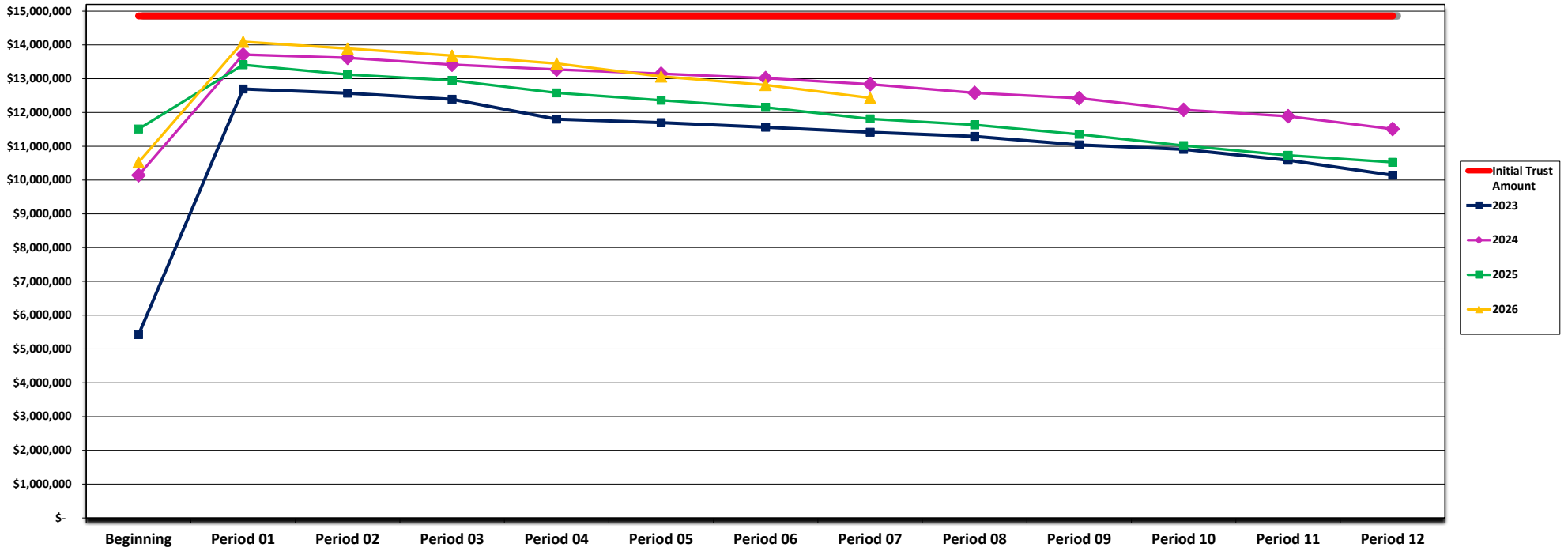
COLLIN COUNTY, TEXAS
Health Care Foundation Special Revenue Fund
Comparison of Revenues and Expenditures
For the Month of April

(Interim report numbers are subject to change)

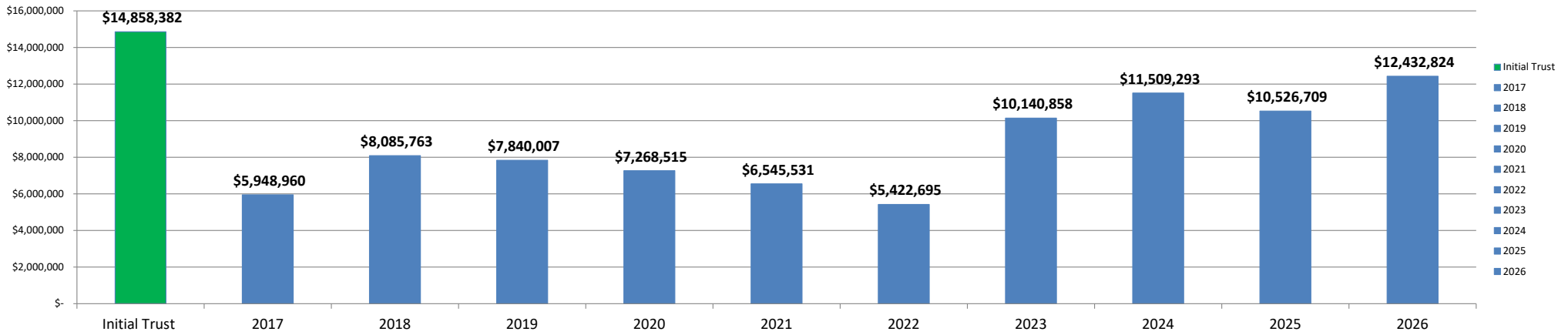
	<u>Apr-2026</u>	<u>Apr-2025</u>	<u>Apr-2024</u>	<u>Apr-2023</u>	<u>Apr-2022</u>
Revenues:					
Federal and state funds	\$ -	\$ -	\$ 92,574.89	\$ 91,119.15	\$ 94,173.00
Fees and charges for services	9,837.84	7,005.00	7,888.00	8,683.61	9,482.81
Rental revenues	96,443.92	94,355.17	95,512.50	95,783.16	94,933.83
Interest	21,386.70	22,115.59	32,687.64	26,268.53	1,579.55
Miscellaneous	115.00	95.00	75.00	125.00	343.00
Total revenues	<u>127,783.46</u>	<u>123,570.76</u>	<u>228,738.03</u>	<u>221,979.45</u>	<u>200,512.19</u>
Expenditures:					
Current:					
Health and Welfare:					
Salaries and benefits	326,026.05	304,756.15	237,449.83	208,677.96	228,501.40
Training and travel	21.83	641.11	2,221.57	2,970.06	866.00
Maintenance and operating	<u>167,152.80</u>	<u>147,163.76</u>	<u>156,512.10</u>	<u>149,763.22</u>	<u>24,289.26</u>
Total health and welfare	<u>493,200.68</u>	<u>452,561.02</u>	<u>396,183.50</u>	<u>361,411.24</u>	<u>253,656.66</u>
Public Facilities:					
Maintenance and operating	<u>16,166.42</u>	<u>12,182.60</u>	<u>12,822.65</u>	<u>5,879.39</u>	<u>2,983.37</u>
Total public facilities	<u>16,166.42</u>	<u>12,182.60</u>	<u>12,822.65</u>	<u>5,879.39</u>	<u>2,983.37</u>
Total expenditures	<u>\$ 509,367.10</u>	<u>\$ 464,743.62</u>	<u>\$ 409,006.15</u>	<u>\$ 367,290.63</u>	<u>\$ 256,640.03</u>

Collin County, Texas Health Care Foundation Special Revenue Fund

Fund Balance at End of Period
(Includes Capital Assets)



Fund Balance at Fiscal Year End (Includes Capital Assets)



Collin County, Texas
Health Care Foundation Special Revenue Fund
Fund Balance at Fiscal Year End
(Capital Assets not Included)

